

Composition of the fish fauna in a tropical estuary: the ecological guild approach

Valdimere Ferreira¹, François Le Loc'h², Frédéric Ménard³, Thierry Frédoú¹,
Flávia L. Frédoú¹

¹ Universidade Federal Rural de Pernambuco (UFRPE), Rua Dom Manuel de Medeiros, s/n, 52171-900, Recife, Brazil.
(VF) (Corresponding author) E-mail: valdimereferreira@yahoo.com.br. ORCID iD: <https://orcid.org/0000-0002-5051-9439>
(TF) E-mail: thierry.fredou@ufrpe.br. ORCID iD: <https://orcid.org/0000-0002-0510-6424>
(FLF) E-mail: flavia.fredou@ufrpe.br. ORCID iD: <https://orcid.org/0000-0001-5492-7205>
² IRD, Univ. Brest, CNRS, Ifremer, UMR LEMAR, F-29280 Plouzané, France.
(FLL) E-mail: francois.le.loch@ird.fr. ORCID iD: <https://orcid.org/0000-0002-3372-6997>
³ Aix Marseille Univ., Université de Toulon, CNRS, IRD, UMR MIO, Marseille, France.
(FM) E-mail: frederic.menard@ird.fr. ORCID iD: <https://orcid.org/0000-0003-1162-660X>

Summary: Ecological guilds have been widely applied for understanding the structure and functioning of aquatic ecosystems. This study describes the composition and the spatio-temporal changes in the structure of the fish fauna and the movements between the estuary and the coast of a tropical estuary, the Itapissuma/Itamaracá Complex (IIC) in northeastern Brazil. Fish specimens were collected during the dry and rainy seasons in 2013 and 2014. A total of 141 species of 34 families were recorded. Almost half of the species (66 species, 47%) were exclusive to the estuary and 50 species (35%) to the coast; 25 (18%) were common to both environments. Marine species were dominant in both richness and biomass as they explore the environment during part of their life cycle, whereas estuarine species were dominant in abundance. Marine stragglers displayed a higher richness, abundance and biomass in the coastal waters. The estuarine environment was dominated by zoobenthivores in terms of richness, while detritivores prevailed in abundance and biomass. Zoobenthivores had the highest richness and abundance in coastal waters, while piscivores had the highest biomass. The IIC supports a rich fauna with a diverse trophic structure and is an important feeding and development area for migratory species.

Keywords: fish; functional attribute; habitat; Pernambuco; spatial-temporal distribution.

Composición de la fauna de peces de un estuario tropical: el enfoque del grupo ecológico

Resumen: Los grupos ecológicos se han aplicado ampliamente para comprender la estructura y el funcionamiento de los ecosistemas acuáticos. Este estudio describe la composición y los cambios espaciotemporales en la estructura de la fauna de peces y los movimientos entre el estuario y la costa de un estuario tropical (Complejo Itapissuma/Itamaracá - CII) en el noreste de Brasil. Los especímenes de peces fueron recolectados durante la estación seca y lluviosa del 2013 y 2014. Se registraron un total de 141 especies de 34 familias. Casi la mitad de las especies (66 especies, 47%) eran exclusivas del estuario y 50 especies (35%) de la costa; 25 (18%) fueron comunes a ambos ambientes. Las especies marinas fueron dominantes tanto en riqueza como en biomasa, ya que exploraron el medio ambiente durante parte de su ciclo de vida, mientras que las especies estuarinas dominaron considerando la abundancia. Las especies marino-dependientes mostraron una mayor riqueza, abundancia y biomasa en las aguas costeras. El ambiente estuarino fue dominado por zoobentívoros en términos de riqueza, mientras que los detritívoros prevalecieron en abundancia y biomasa. Los zoobentívoros tuvieron la mayor riqueza y abundancia en las aguas costeras, mientras que los piscívoros mostraron la mayor biomasa. El CII sostiene una rica fauna con una estructura trófica diversa y es un área relevante de alimentación y desarrollo para las especies migratorias.

Palabras clave: peces; atributo funcional; hábitat; Pernambuco; distribución espaciotemporal.

Citation/Como citar este artículo: Ferreira V., Le Loc'h F., Ménard F., Frédoú T., Frédoú F.L. 2019. Composition of the fish fauna in a tropical estuary: the ecological guild approach. *Sci. Mar.* 83(2): 133-142. <https://doi.org/10.3989/scimar.04855.25A>

Editor: E. Macpherson.

Received: September 10, 2018. **Accepted:** March 14, 2019. **Published:** May 15, 2019.

Copyright: © 2019 CSIC. This is an open-access article distributed under the terms of the Creative Commons Attribution 4.0 International (CC BY 4.0) License.

INTRODUCTION

The ichthyofauna can be described and classified through the functional attributes of organisms, mainly based on the trophic level, reproductive strategy or use of the environment (Elliott et al. 2007). The functional attributes divide the species into guilds, defined as groups of species that exploit the same class of environmental resources in a similar way (Root 1967). The guild approach allows a better understanding of the ecology and role of the biota in the ecosystem (Elliott et al. 2007). It may help identify overexploited resources through changes in the composition of the food web (Garrison and Link 2000) and of the energy flows in the system (Harrison and Whitfield 2008). The guild approach also helps to understand the effects of climate changes on the structure and composition of fish fauna (Feyrer et al. 2015).

Trophic and estuarine use guilds have been widely applied to understand the structure and functioning of aquatic ecosystems, the movement pattern between environments and their use as feeding, breeding or development grounds (Elliott et al. 2007). Estuarine use guilds reflect migratory patterns and physiological adaptations of species that explore the area throughout their life cycle or part of it (Elliott et al. 2007). Trophic guilds are useful in the comprehension of the feeding habits of a species (Elliott et al. 2007). Its ecological relationships and the energy flows (Paiva et al. 2008) may reflect the possible strategies for avoiding competition or for optimizing the consumption of available resources (Angel and Ojeda 2001).

Estuaries are important transitional environments for the movement of the ichthyofauna between the continental basins and the ocean (Ray 2005). As an ecotone, estuaries link marine and freshwater ecosystems (Gray and Elliott 2009), and persistent environmental fluctuations place considerable physiological demands on the species inhabiting the area (Elliott and Quintino 2007). Many species are dependent on estuarine environments; several marine species are considered visitors and explore estuarine habitats during their ontogenetic development, evidencing the relationship with coastal environments (Able 2005). Therefore, defining the relationships between species and their functional roles within communities is critical for understanding the dynamics of the ecosystem and fundamental for the implementation of ecosystem-based fisheries management (Buchheister and Latour 2015).

The Brazilian coast hosts large estuarine complexes along the 187 km of the coast of Pernambuco, and several areas are considered of great environmental importance (CPRH 2010). The variety of habitats, along with the complexity of interactions within the fish community and the migratory nature of many species, hampers the assessment of the overall condition of the area (Vasconcelos Filho et al. 2003).

Using the ecological guilds approach, this study describes the composition and structure of the fish fauna along a tropical estuarine complex in order to identify and explain the main patterns of seasonal and spatial variations in assemblage composition. The study also

discusses the importance of the use of the ecological guilds approach to assess the effects of multiple anthropogenic pressures on the structure and functioning of fish communities in tropical estuaries.

MATERIALS AND METHODS

Study area

The Itapissuma/Itamaracá Complex (IIC), located in Pernambuco, northeastern Brazil, within the Santa Cruz Environmental Preservation Area (APA Santa Cruz), is considered highly productive (Macêdo et al. 2000), hosting the largest fishery port in the state. Fishery is a very important socio-economical activity in the IIC, generating income and proteins for the local communities (CPRH 2010). Conversely, this ecosystem is exposed to multiple pressures from industrial pollution, domestic sewage discharge, urban expansion, land reclamation and fisheries (Medeiros et al. 2001). In addition, it has a large variety of connecting habitats favouring the development of the ichthyofauna (Vasconcelos Filho et al. 2009). The IIC is composed of the estuarine area, the Santa Cruz Channel and the adjacent sea, locally named the “Inner Sea” (Fig. 1). The Santa Cruz channel has a length of 22 km, a width ranging from 0.6 to 1.5 km and a depth ranging from 2 to 5 m in the central part of the channel, reaching 10 m at the northern and southern bars that connect the channel to the sea (Vasconcelos Filho and Oliveira 1999). The channel bottom consists of quartz sand banks and dark, reductive and dense mud patches. The muddy banks are dominated by *Rhizophora mangle*, *Laguncularia racemosa*, *Avicennia* sp. and *Conocarpus erectus*, and by meadows of the marine phanerogam, *Halodule wrightii*. Surface water temperature varies between 25°C and 31°C and salinity between 18 and 34. The Inner Sea, corresponding to the coastal area hereafter, with a depth of 2 to 5 m, is characterized by a reef barrier parallel to the coast, located 4 km from the beach (Kempf 1970), which functions as a barrier between nearshore and shelf waters. The substrate is formed by terrigenous sediments from the mouth of the Jaguaribe River and the Santa Cruz Channel, and carbonates from the reef barrier (Almeida and Manso 2011), partially covered by large banks of phanerogams (Kempf 1970). The carbonaceous material is the result of the decomposition of rocks and quartz, sand, mollusc shells, foraminifera and calcareous algal fragments. In the Inner Sea, water temperature varies between 27°C and 30.8°C and the average annual salinity is 34.

Data collection

Fish specimens were collected during the dry season (January, February, March, November) and the rainy season (May, July, August) in 2013 and 2014 in the Santa Cruz Channel and the Inner Sea. In order to minimize biases due to gear selectivity, different fishing gears were combined for accessing and sampling different habitats and maximizing the collection of fish individuals (Table S1, Supplementary material). In the estuary, three 25-minute sets with a seine net and one

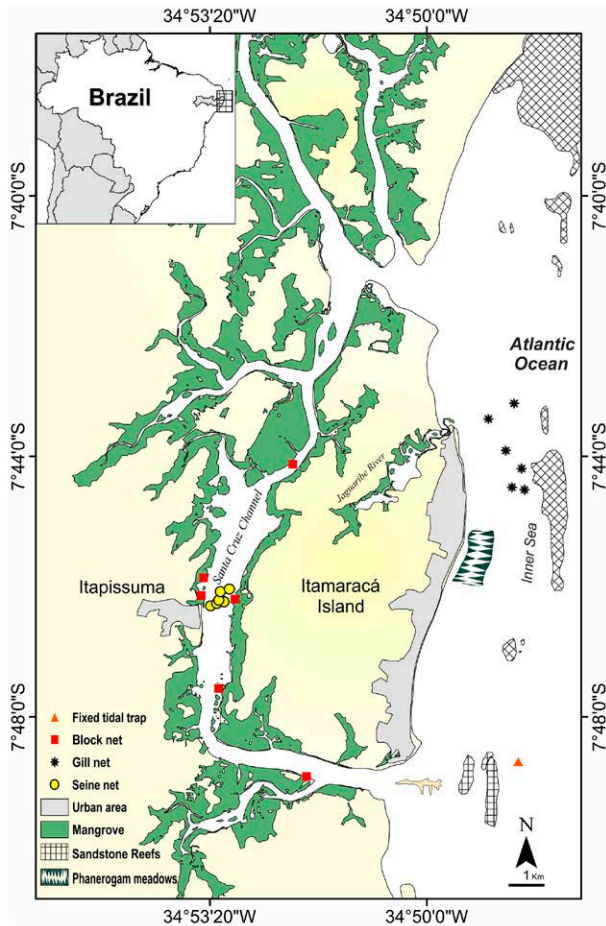


Fig. 1. – The study area of the Itapissuma/Itamaracá Complex, Pernambuco, Brazil and location of fish sampling points.

6-hour set with a block net were carried out quarterly. The seine net was 67.5 m long and had a mesh size of 10 mm. The block net was 348 m long and had a mesh size of 60, 70 and 80 mm. On the coast, samples were obtained quarterly with a gillnet (3 sets of two hours each) and with a fixed tidal trap (6 fishing days). The gill net had mesh sizes of 50, 70 and 80 mm, and was 690 m long, and the fixed tidal trap had a diameter of 27 m and a mesh size of 70 mm.

In the field, the fish fauna was conserved in thermal boxes with ice, and samples were frozen in the laboratory to be identified. Taxonomic classification followed Nelson et al. (2016).

Data analysis

Firstly, we computed a species accumulation curve with the non-parametric Bootstrap method (Smith and van Belle 1984) to assess whether the fish community was exhaustively sampled. This method assumes that all species occur randomly without taking into account species abundance, i.e. the method does not distinguish rare and abundant species (Smith and van Belle 1984). The index and standard deviations of the estimates were obtained through the analytical equation of Colwell et al. (2004) using the EstimateS software v. 9.1.1.0 (Colwell 2013).

The composition of the fish fauna was reported in terms of absolute species richness (S) and, for each species, frequency of occurrence (%FO) and relative abundance in number (%N) and biomass (%B). Species were considered to be abundant according to the Garcia and Vieira (2001) classification when %N was greater than 100/S, where S is the number of species recorded in the area. A species was defined as frequent when its %FO value for a given area was greater than 50%. The combination of these parameters allowed the species to be classified into four categories: abundant and frequent (%N>100/S and %FO≥50%); abundant but infrequent (%N>100/S and %FO<50%); less abundant but frequent (%N<100/S and %FO≥50%) and less abundant and infrequent (%N<100/S and %FO<50%).

Each species was assigned to an estuarine use functional group: marine stragglers, marine migrants and estuarine species, according to the classification proposed by Elliott et al. (2007). This classification is based on the type, frequency and period of use of the estuarine environment, and the abundance of the species in the estuary. In addition, each species was assigned to a trophic functional group based on local information about feeding preferences and strategies, according to the categories proposed by Elliott et al. (2007). The trophic functional groups were zooplanktivores, detritivores, piscivores, zoobenthivores, herbivores and omnivores. Information on trophic guilds were obtained in studies carried out in the IIC, in the scientific literature or, when not available, based on the WoRMS Editorial Board (2019) and FishBase project (Froese and Pauly 2007) (Table S2, Supplementary material). For each environment (estuary and coast) and season (dry and rainy), the estuarine use guild and the trophic guild were reported in terms of richness (%S), abundance (%N) and biomass (%B).

We computed multivariate analyses to investigate the spatial and temporal variations in the structure of the fish community, considering the absolute richness of estuarine use guild and the richness of trophic guild by environment and by season. To analyse the guild composition, a principal coordinate analysis (PCO) based on Bray-Curtis distances was applied. The differences of the contribution of guilds between environments and seasons was tested by permutational multivariate analysis (PERMANOVA) (Anderson 2001) performed with a Bray-Curtis distance matrix built on square-root-transformed data. Multivariate analyses were performed with the R software (R Core Team 2018).

RESULTS

Fish assemblage

A total of 140 species (135 Actinopterygii and 5 Elasmobranchii) of 34 families were recorded in the IIC (Table 1). For both coastal and estuarine areas, the species accumulation curve did not stabilize towards asymptotic values (Fig. S1, Supplementary material). However, a large portion of the estimated richness was

Table 1. – Composition of the ichthyofauna captured in the Itapissuma/Itamaracá Complex. D, dry; R, rainy; EUFG, estuarine use functional group; ES, estuarine species; MM, marine migrants; MS, marine stragglers; FMFG, feeding mode functional group; HV, herbivore; DV, detritivore; OV, omnivore; PV, piscivore; ZB, zoobenthivore; ZP, zooplanktivore; E, estuary; C, coast; N, abundance; B, biomass; FO, occurrence frequency; E, estuary; C, coast; IR, relative importance: 1, abundant and frequent; 2, abundant and infrequent; 4, less abundant and infrequent; (*) Species present in all the studied environments. Sea = Season. ** biomass (%) <0.01.

Species	Sea	EUGF	FMFG	N (%)		B (%)		FO (%)		IR		
				E	C	E	C	E	C	E	C	
Carcharhinidae												
<i>Rhizoprionodon porosus</i> (Poey, 1861)	D	MS	PV	0.11		0.06		1.9			4	
<i>Rhizoprionodon lalandii</i> (Valenciennes, 1839)	D	MS	PV	0.11		0.04		1.9			4	
Dasyatidae												
<i>Hypanus guttatus</i> (Bloch and Schneider, 1801) *	D/R	MS	ZB	0.01	0.11	0.07	2.57	3.4	1.9	4	4	
<i>Hypanus marianae</i> Gomes Rosa and Gadig, 2000	D/R	MS	ZB		0.22		0.14		3.8		4	
Elopidae												
<i>Elops saurus</i> (Linnaeus, 1766)	D	MS	PV	0.01		0.07		3.4			4	
Muraenidae												
<i>Gymnothorax funebris</i> Ranzani, 1839	R	MS	ZB		0.43		1.53		5.8		4	
<i>Gymnothorax ocellatus</i> Agassiz, 1831*	D/R	MS	ZB	0.01	0.33	0.04	0.55	3.4	1.9	4	4	
<i>Muraenidae</i> sp.	R				0.33		1.98		1.9		4	
Engraulidae												
<i>Anchoa lyolepis</i> (Evermann and Marsh, 1900)	D	MS	ZP	0.02				3.4			4	
<i>Anchoa marinii</i> Hildebrand, 1943	D	MS	ZP	0.04		0.01		3.4			4	
<i>Anchoa</i> sp.	R			0.06		0.01		3.4			4	
<i>Anchoa spinifer</i> (Valenciennes, 1848)	D	MM	PV	0.21		0.04		17.2			4	
<i>Anchoa tricolor</i> (Spix and Agassiz, 1829)	D/R	MM	ZB	0.12		0.03		10.3			4	
<i>Anchoa clupeioides</i> (Swainson, 1839)	D	MM	ZP	0.91		1.06		3.4			4	
<i>Cetengraulis edentulus</i> (Cuvier, 1829)	D/R	MM	ZP	4.63		6.55		41.4			2	
<i>Engraulis anchoita</i> Hubbs and Marini, 1935	R	MS	ZP	0.25		0.1		3.4			4	
<i>Lycengraulis grossidens</i> (Spix and Agassiz, 1829)	D/R	ES	PV	0.2		0.05		13.8			4	
Clupeidae												
<i>Harengula clupeiola</i> (Cuvier, 1829)	D/R	MS	ZP	0.24		0.44		6.9			4	
<i>Opisthonema oglinum</i> (Lesueur, 1818)*	D/R	MS	ZP	0.21	1.84	0.10	0.22	17.2	15.4	4	2	
<i>Rhinostomus bahiensis</i> (Steindachner, 1879)	D/R	ES	ZP	0.07		0.02		17.2			4	
<i>Sardinella brasiliensis</i> (Steindachner, 1879)	D/R	MS	ZP	0.06		0.05		6.9			4	
Chaetodontidae												
<i>Chaetodon ocellatus</i> Bloch, 1787	D	MS	ZB	0.01				3.4			4	
Ariidae												
<i>Ariidae</i> sp.	D				0.22		0.27		1.9		4	
<i>Aspistor luniscutis</i> (Valenciennes, 1840)	D/R	MS	OV		5.31		2.15		15.4		2	
<i>Aspistor quadriscutis</i> (Valenciennes, 1840)	D/R	MS	ZB		0.87		0.4		9.6		4	
<i>Aspistor</i> sp.	R				0.33		0.13		1.9		4	
<i>Bagre marinus</i> (Mitchill, 1815)	D/R	MM	ZB		1.52		0.92		9.6		2	
<i>Cathorops agassizii</i> (Eigenmann and Eigenmann, 1888)	R	ES	ZB	0.01		0.04		3.4			4	
<i>Cathorops spixii</i> (Agassiz, 1829)	R	ES	ZB		0.43		0.11		3.8		4	
<i>Sciaes herzebergii</i> (Bloch, 1794)	D/R	ES	ZB	0.07		1.11		10.3			4	
<i>Sciaes proops</i> (Valenciennes, 1840)	D/R	ES	ZB		1.84		2.29		7.7		2	
Synodontidae												
<i>Synodus foetens</i> (Linnaeus, 1766)	D/R	MS	PV	0.02		0.02		6.9			4	
Batrachoididae												
<i>Batrachoides surinamensis</i> (Bloch and Schneider, 1801)	D/R	MS	ZB	0.04		0.21		13.8			4	
<i>Thalassophryne nattereri</i> Steindachner, 1876	D/R	MS	ZB	0.08		0.17		20.7			4	
Mugilidae												
<i>Mugil curema</i> Valenciennes, 1836 *	D/R	MM	DV	10.4	0.65	41.8	0.4	17.2	9.6	2	4	
Atherinopsidae												
<i>Atherinella brasiliensis</i> (Quoy and Gaimard, 1825)	D/R	ES	OV	0.01		**		6.9			4	
Belontiidae												
<i>Tylosurus acus acus</i> (Lacepède, 1803)	D	MS	PV	0.02		0.03		10.3			4	
Hemiramphidae												
<i>Hemiramphus brasiliensis</i> (Linnaeus, 1758)	R	MS	HV	0.10		0.06		13.8			4	
<i>Hyporhamphus unifasciatus</i> (Ranzani, 1841)	D/R	MM	OV	0.10		0.07		20.7			4	
Syngnathidae												
<i>Syngnathus</i> sp.	D			0.01		**		3.4			4	
Triglidae												
<i>Prionotus punctatus</i> (Bloch, 1793)	D	MS	ZB	0.01		**		3.4			4	
Centropomidae												
<i>Centropomus parallelus</i> Poey, 1860	D/R	MM	PV	0.46		1.25		20.7			4	
<i>Centropomus pectinatus</i> Poey, 1860	D/R	MM	PV	0.03		0.09		6.9			4	
<i>Centropomus</i> sp.	D				0.11		0.5		1.9		4	
<i>Centropomus undecimalis</i> (Bloch, 1792)*	D/R	MM	PV	0.26	0.76	2.41	2.26	17.2	11.5	4	4	
Serranidae												
<i>Epinephelus adscensionis</i> (Osbeck, 1765) *	D/R	MS	ZB	0.01	0.11	**	0.01	3.4	1.9	4	4	
<i>Epinephelus marginatus</i> (Lowe, 1834)	R	MS	OP	0.01		0.18		3.4			4	
<i>Mycteroperca bonaci</i> (Poey, 1860) *	D	MS	PV	0.01	0.11	**	0.02	3.4	1.9	4	4	
Carangidae												
<i>Carangoides bartholomaei</i> (Cuvier, 1833)	D/R	MS	PV		3.9		1.51		19.2		2	
<i>Caranx crysos</i> (Mitchill, 1815) *	D	MS	PV	0.01	0.11	**	0.03	3.4	1.9	4	4	
<i>Caranx hippos</i> (Linnaeus, 1766)*	D/R	MS	PV	0.4	6.39	0.24	40.5	17.2	32.7	4	2	
<i>Caranx latus</i> Agassiz, 1831*	D/R	MS	ZB	0.21	0.98	0.33	3.63	17.2	9.6	4	4	
<i>Caranx ruber</i> (Bloch, 1793)	D	MM	ZB		3.25		0.54		1.9		2	

Table 1 (Cont.). – Composition of the ichthyofauna captured in the Itapissuma/Itamaracá Complex. D, dry; R, rainy; EUFG, estuarine use functional group; ES, estuarine species; MM, marine migrants; MS, marine stragglers; FMFG, feeding mode functional group; HV, herbivore; DV, detritivore; OV, omnivore; PV, piscivore; ZB, zoobenthivore; ZP, zooplanktivore; E, estuary; C, coast; N, abundance; B, biomass; FO, occurrence frequency; E, estuary; C, coast; IR, relative importance: 1, abundant and frequent; 2, abundant and infrequent; 4, less abundant and infrequent; (*) Species present in all the studied environments. Sea = Season. ** biomass (%) <0.01.

Species	Sea	EUGF	FMFG	N (%)		B (%)		FO (%)		IR	
				E	C	E	C	E	C	E	C
<i>Chloroscombrus chrysurus</i> (Linnaeus, 1766)*	D/R	MS	ZB	0.15	0.54	0.01	0.07	13.8	9.6	4	4
<i>Oligoplites palometa</i> (Cuvier, 1832) *	D/R	MM	PV	0.01	1.3	**	1.14	3.4	17.3	4	4
<i>Oligoplites saliens</i> (Bloch, 1793)	D	MM	PV	0.01		0.01		3.4		4	
<i>Oligoplites saurus</i> (Bloch and Schneider, 1801)*	D/R	MM	PV	0.02	0.87	0.01	0.25	10.3	11.5	4	4
<i>Selene brownii</i> (Cuvier, 1816)	D/R	MS	ZB		19.5		6.18		48.1		2
<i>Selene spixii</i> (Castelnaud, 1855)	R	MS	ZB		0.76		0.41		3.8		4
<i>Selene vomer</i> (Linnaeus, 1758)	D/R	MS	PV		8.99		5.36		57.7		1
<i>Trachinotus carolinus</i> (Linnaeus, 1766)	D/R	MM	ZB		0.98		3.03		11.5		4
<i>Trachinotus falcatus</i> (Linnaeus, 1758)	D/R	MS	ZB		0.98		3.6		13.5		4
<i>Trachinotus goodei</i> Jordan and Evermann, 1896	D/R	MS	ZB		0.76		0.53		7.7		4
Lutjanidae											
<i>Lutjanus alexandrei</i> Moura and Lindeman, 2007	D/R	MS	ZB	0.28		0.85		17.2		4	
<i>Lutjanus analis</i> (Cuvier, 1828)*	D/R	MS	ZB	0.41	1.08	0.13	0.45	41.4	13.5	4	4
<i>Lutjanus jocu</i> (Bloch and Schneider, 1801) *	D/R	MS	ZB	0.24	0.22	0.19	0.05	31	1.9	4	4
<i>Lutjanus synagris</i> (Linnaeus, 1758)	D/R	MS	ZB	0.33		0.03		17.2		4	
Gerreidae											
<i>Diapterus auratus</i> Ranzani, 1842 *	D/R	MM	ZB	1.44	2.17	4.08	0.79	20.7	21.2	2	2
<i>Diapterus rhombeus</i> (Cuvier, 1829) *	D/R	MM	ZP	1.11	0.43	0.55	0.28	41.4	3.8	2	4
<i>Diapterus</i> sp.	R			0.06		0.01		6.9		4	
<i>Eucinostomus argenteus</i> Baird and Girard, 1855 *	D/R	MM	ZB	4.69	0.33	5.75	0.07	75.9	5.8	1	4
<i>Eucinostomus gula</i> (Quoy and Gaimard, 1824)	D/R	MM	ZB	2.84		1.99		55.2		1	
<i>Eucinostomus havana</i> (Nichols, 1912)	D/R	MM	ZB	0.18		0.25		17.2		4	
<i>Eucinostomus melanopterus</i> (Bleeker, 1863)	R	MM	ZB	0.07		0.12		3.4		4	
<i>Eucinostomus</i> sp.	D/R			0.52		0.05		20.7		4	
<i>Eugerres brasiliensis</i> (Cuvier, 1830)	D/R	MM	OV	0.03		0.01		6.9		4	
Haemulidae											
<i>Anisotremus moricandi</i> (Ranzani, 1842)	D/R	MS	OV		0.43		0.06		7.7		4
<i>Anisotremus virginicus</i> (Linnaeus, 1758)	R	MS	OV		0.43		0.08		1.9		4
<i>Conodon nobilis</i> (Linnaeus, 1758)	D	MM	ZB		0.22		0.02		1.9		4
<i>Genyatremus luteus</i> (Bloch, 1790)	R	MS	OP	0.02		0.11		3.4		4	
<i>Haemulon aurolineatum</i> Cuvier, 1830	D	MS	ZB		0.22		0.06		1.9		4
<i>Haemulon parra</i> (Desmarest, 1823)	D/R	MS	ZB		1.3		0.53		9.6		4
<i>Haemulon plumierii</i> (Lacepède, 1801)	D	MS	ZB		6.18		0.89		11.5		2
<i>Haemulon steindachneri</i> (Jordan and Gilbert, 1882)	D/R	MS	ZB		0.43		0.19		5.8		4
<i>Pomadasys corvinaeformis</i> (Steindachner, 1868)	D/R	MS	ZB		2.93		0.45		11.5		2
<i>Pomadasys crocro</i> (Cuvier, 1830)	D/R	MS	ZB	0.01		0.07		6.9		4	
Sparidae											
<i>Archosargus probatocephalus</i> (Walbaum, 1792)	D	MS	OV	0.03		**		6.9		4	
<i>Archosargus rhomboidalis</i> (Linnaeus, 1758) *	D/R	MS	ZB	0.81	0.54	0.19	0.32	27.6	7.7	2	4
Polynemidae											
<i>Polydactylus virginicus</i> (Linnaeus, 1758) *	D/R	MM	ZB	0.02	3.14	0.05	1.01	6.9	3.8	4	2
Sciaenidae											
<i>Bairdiella ronchus</i> (Cuvier, 1830)	D/R	MM	ZB	0.18		0.62		13.8		4	
<i>Cynoscion</i> sp.	D			0.03		**		3.4		4	
<i>Cynoscion virescens</i> (Cuvier, 1830)	D	MM	ZB	0.06		0.01		10.3		4	
<i>Isopisthus parvipinnis</i> (Cuvier, 1830)	R	MM	PV		0.43		0.39		3.8		4
<i>Larimus breviceps</i> Cuvier, 1830	R	MM	ZB		0.33		0.06		1.9		4
<i>Menticirrhus americanus</i> (Linnaeus, 1758)	D/R	MM	ZB		0.43		0.23		5.8		4
<i>Ophioscion</i> sp.	D			0.01		0.03		3.4		4	
<i>Paralonchurus brasiliensis</i> (Steindachner, 1875)	D	MM	ZB		0.33		0.04		1.9		4
<i>Stellifer stellifer</i> (Bloch, 1790)	D	ES	ZB	0.02		0.03		3.4		4	
Mullidae											
<i>Pseudupeneus maculatus</i> (Bloch, 1793)	D	MS	ZB		0.11		0.02		1.9		4
Labridae											
<i>Halichoeres radiatus</i> (Linnaeus, 1758)	D	MS	ZB		0.11		0.02		1.9		4
Scaridae											
<i>Sparisoma radians</i> (Valenciennes, 1840)	R	MS	HV	0.65		0.14		1.9		4	
<i>Sparisoma axillare</i> (Steindachner, 1878) *	D/R	MS	HV	0.23	0.65	0.04	0.09	10.3	7.7	4	4
<i>Sparisoma</i> cf <i>amplum</i>	R	MS	HV		0.33		0.11		3.8		4
Ephippidae											
<i>Chaetodipterus faber</i> (Broussonet, 1782) *	D/R	MM	OV	0.1	1.52	1.26	1.38	6.9	17.3	4	2
Pomacanthidae											
<i>Pomacanthus paru</i> (Bloch, 1787)	R	MS	ZP		0.11		0.01		1.9		4
Eleotridae											
<i>Guavina guavina</i> (Valenciennes, 1837)	D	ES	ZB	0.01		**		3.4		4	
Gobiidae											
<i>Ctenogobius boleosoma</i> (Jordan and Gilbert, 1882)	D	ES	DV	0.13		0.01		3.4		4	
<i>Ctenogobius shufeldti</i> (Jordan and Eigenmann, 1887)	D/R	ES	OV	0.17		0.03		20.7		4	
<i>Ctenogobius smaragdus</i> (Valenciennes, 1837)	D/R	ES	DV	0.48		0.08		44.8		4	
<i>Ctenogobius stigmaticus</i> (Poey, 1860)	D/R	ES	DV	3.83		0.35		48.3		2	
<i>Evorthodus lyricus</i> (Girard, 1858)	D	MS	DV	0.01		**		3.4		4	
<i>Gobionellus oceanicus</i> (Pallas, 1770)	D/R	ES	DV	2.44		4.01		58.6		1	

Table 1 (Cont.). – Composition of the ichthyofauna captured in the Itaipissuma/Itamaracá Complex. D, dry; R, rainy; EUFG, estuarine use functional group; ES, estuarine species; MM, marine migrants; MS, marine stragglers; FMFG, feeding mode functional group; HV, herbivore; DV, detritivore; OV, omnivore; PV, piscivore; ZB, zoobenthivore; ZP, zooplanktivore; E, estuary; C, coast; N, abundance; B, biomass; FO, occurrence frequency; E, estuary; C, coast; IR, relative importance; 1, abundant and frequent; 2, abundant and infrequent; 4, less abundant and infrequent; (*) Species present in all the studied environments. Sea = Season. ** biomass (%) < 0.01.

Species	Sea	EUGF	FMFG	N (%)		B (%)		FO (%)		IR	
				E	C	E	C	E	C	E	C
<i>Gobionellus stomatus</i> Starks, 1913	D/R	ES	DV	53.5		18.5		58.6		1	
<i>Microgobius meeki</i> Evermann and Marsh, 1899	D	MS	ZB	0.11				6.9		4	
Trichiuridae											
<i>Trichiurus lepturus</i> Linnaeus, 1758	D/R	MS	PV		7.8		7.43		44.2		2
Acanthuridae											
<i>Acanthurus bahianus</i> Castelnau, 1855	D/R	MS	HV		0.43		0.07		5.8		4
<i>Acanthurus chirurgus</i> (Bloch, 1787) *	D/R	MS	HV	0.01	0.33		0.03	6.9	3.8	4	4
<i>Acanthurus coeruleus</i> Bloch and Schneider, 1801	D	MS	HV		0.11		0.01		1.9		4
Sphyrnidae											
<i>Sphyrna barracuda</i> (Edwards, 1771)	D/R	MM	PV	0.05		0.38		6.9		4	
<i>Sphyrna guachancho</i> Cuvier, 1829 *	D	MS	PV	0.02	0.22	0.19	0.18	6.9	1.9	4	4
<i>Sphyrna viridensis</i> Cuvier, 1829	D	MS	PV		0.11		0.12		1.9		4
Scombridae											
<i>Scomberomorus brasiliensis</i> Collette, Russo and Zavala-Camin, 1978	D	MS	PV		0.22		0.13		1.9		4
Paralichthyidae											
<i>Citharichthys</i> sp.	D/R			0.11		0.02		10.3		4	
<i>Citharichthys spilopterus</i> Günther, 1862	D/R	MM	ZB	0.79		0.26		48.3		4	
<i>Etropus crossotus</i> Jordan and Gilbert, 1882	R	MM	ZB	0.5		0.06		6.9		4	
<i>Paralichthys brasiliensis</i> (Ranzani, 1842)*	D/R	MM	ZB	0.01	0.11	0.02	0.01	6.9	1.9	4	4
<i>Syacium micrurum</i> Ranzani, 1842	D	MM	ZB		0.11		0.01		1.9		4
<i>Syacium papillosum</i> (Linnaeus, 1758)	D	MS	ZB		0.11		0.01		1.9		4
Bothidae											
<i>Bothus ocellatus</i> (Agassiz, 1831)	R	MM	ZB		0.11		**		1.9		4
Achiridae											
<i>Achirus declivis</i> Chabanaud, 1940	D	ES	ZB	0.03		**		10.3		4	
<i>Achirus lineatus</i> (Linnaeus, 1758)	D/R	ES	ZB	1.48		0.08		48.3		2	
<i>Achirus</i> sp.	D/R			0.68		0.03		13.8		4	
<i>Trinectes paulistanus</i> (Miranda Ribeiro, 1915)	D	MM	ZB	0.21		0.01		3.4		4	
Cynoglossidae											
<i>Symphurus tessellatus</i> (Quoy and Gaimard, 1824)	D/R	MM	ZB	0.04		0.04		17.2		4	
Ostraciidae											
<i>Lactophrys trigonus</i> (Linnaeus, 1758)	D	MS	ZB		0.11		0.28		1.9		4
Tetraodontidae											
<i>Colomesus psittacus</i> (Bloch and Schneider, 1801)	D/R	MS	ZB	0.03		1.43		6.9		4	
<i>Sphoeroides greeleyi</i> Gilbert, 1900	D/R	ES	ZB	0.2		0.05		27.6		2	
<i>Sphoeroides testudineus</i> (Linnaeus, 1758)	D/R	ES	ZB	2.13		2.01		79.3		1	
Diodontidae											
<i>Chilomycterus spinosus spinosus</i> (Linnaeus, 1758)	R	MS	ZB		0.11		0.05		1.9		4

effectively sampled: 88 species (88% of the estimated richness) were observed in the estuary and 75 species (85% of the estimated richness) on the coast. A total of 25 species (18%) were common to both the estuary and the coast, 65 species (47%) were exclusive to the estuary and 50 species (35%) occurred only on the coast (Table 1).

In the estuary, Engraulidae (9 species), Gerreidae (9 species) and Gobiidae (8 species) were dominant in richness (S). The Gobiidae family had the highest abundance (%N) in the dry (7694 individuals, 62%) and rainy (3776 individuals, 58%) seasons. In terms of biomass, Mugilidae were dominant during the dry season (114.34 kg, 51.74%) and Gobiidae during the rainy season (22.20 kg, 28%). The gobiid *Gobionellus stomatus* Starks, 1913 showed the highest abundance in both seasons (dry season 6582 individuals, 53%; rainy season 3532 individuals, 54%), while for biomass, *Mugil curema* Valenciennes, 1836 (114.39 kg, 52%) and *Cetengraulis edentulus* (Spix and Agassiz, 1829) (18 kg, 22.42%) were dominant during the dry and the rainy seasons, respectively (Table 1).

On the coast, Carangidae were dominant in richness (14 species); in abundance, with 288 individuals (49%) and 166 individuals (50%) during the dry and rainy seasons, respectively; and in biomass, with 115 kg (57%) and 203 kg (74%) in the dry and rainy seasons, respectively. In terms of species, *Selene brownii* (Cuvier, 1816) was dominant with the highest abundance during the dry season (138 individuals; 23%) and *Selene vomer* (Linnaeus, 1758) during the rainy season (45 individuals, 14%), while *Trichiurus lepturus* Linnaeus, 1758 (26 kg, 13%) and *Caranx hippos* (Linnaeus, 1766) (151.59 kg, 55%) dominated in terms of biomass during the dry and the rainy seasons, respectively (Table 1).

Less abundant and infrequent species were dominant in the estuary (85%) and on the coast (77%) (Table 1). *Eucinostomus argenteus* Baird and Girard, 1855, *Eucinostomus gula* (Quoy and Gaimard, 1824), *Ctenogobius smaragdus* (Valenciennes, 1837), *Ctenogobius stigmaticus* (Poey, 1860), *Gobionellus oceanicus* (Pallas, 1770), *G. stomatus* and *Sphoeroides testudineus* (Linnaeus, 1758) were considered abundant and frequent in the estuary, and *S. vomer* in the coastal area.

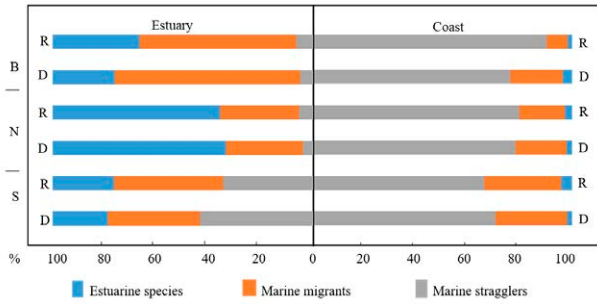


Fig. 2. – Percentage participation (%) of richness (S), abundance (N) and biomass (B) of estuarine use guilds by season (D, dry; R, rainy) and location in the Itapissuma/Itamaracá Complex, northeastern Brazil.

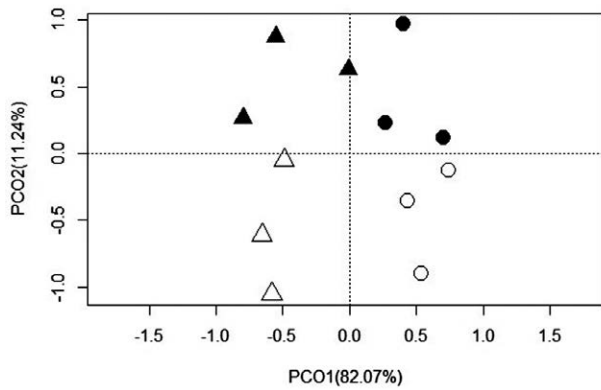


Fig. 3. – Principal coordinates ordination analysis of the richness of estuarine use guilds in the estuary (circle) and coast (triangle) during the dry (empty) and rainy (full) seasons in the Itapissuma/Itamaracá Complex.

Estuarine use structure

Richness, abundance and biomass of the estuarine use guilds did not vary by season, but differences were observed between the estuary and the coast. In the estuary, marine stragglers and marine migrants dominated in richness during the dry season (33 species, 43%) and the rainy (23 species, 41%). Estuarine species showed the highest abundance in the dry season (8150 individuals, 66%) and the rainy season (4099 individuals, 64%), but in terms of biomass, marine migrants dominated throughout the year (Fig. 2). On the coast, marine stragglers were dominant in richness (38 species, 70%; 31 species, 65%), in abundance (458 individuals, 78%; 259 individuals, 79%) and in biomass (147 kg, 76%; 238 kg, 90%) in the dry and rainy seasons, respectively (Fig. 2).

The PCO analysis based on the estuarine use guilds revealed that the main effect along the first axis (82.07%) was spatial as it discriminated the samples from the coast and the estuary. Estuarine samples were very

Table 2. – PERMANOVA test results for the effects of environment and season on the richness of estuarine use guilds in the Itapissuma/Itamaracá Complex, northeastern Brazil.

	d.f	SS	MS	Pseudo-F	p
Environment	1	0.153	0.153	32.348	0.001
Season	1	0.017	0.017	3.592	0.069
Environment vs. Season	1	0.000	0.000	0.063	0.892
Residuals	8	0.037	0.004		
Total	11	0.208			

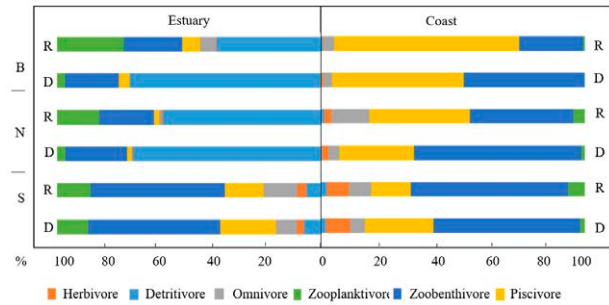


Fig. 4. – Percentage participation (%) of richness (S), abundance (N) and biomass (B) of trophics guilds by season (D, dry; R, rainy) and location in the Itapissuma/Itamaracá Complex, northeastern Brazil.

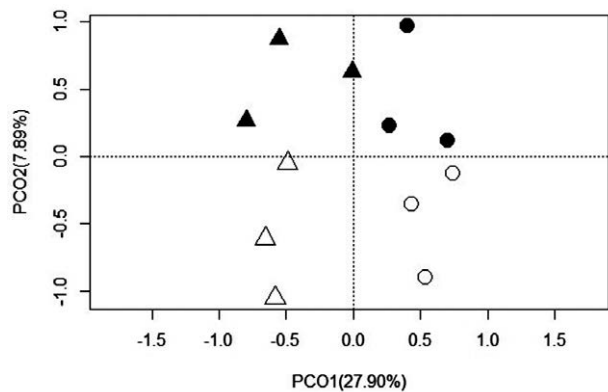


Fig. 5. – Principal coordinates ordination analysis of the richness of trophic guilds in the estuary (circle) and coast (triangle) during the dry (empty) and rainy (full) seasons in the Itapissuma/Itamaracá Complex.

similar between seasons, whereas coastal samples showed a more heterogeneous pattern (Fig. 3). The patterns were tested through PERMANOVA and confirmed the location (estuary and coast) effect ($p < 0.05$). No seasonal effect was observed (Table 2, $p = 0.01$).

Trophic structure

Zoobenthivores were the richest trophic guild in the estuary: 38 species (41%) and 28 species (30%) in the dry and rainy seasons, respectively. The detritivores showed the highest abundance (15452 individuals, 62%; 10176 individuals, 53) and biomass (203 kg, 70; 82 kg, 47%) in the dry and rainy seasons, respectively (Fig. 4). On the coast, zoobenthivores also dominated in richness (30 species, 55.5%; 34 species, 60.1%) and abundance (372 individuals, 63.3%; 229 individuals, 50%), and piscivores had the greatest biomass (96 kg, 49%; 188 kg, 66.9%) in the dry and rainy seasons, respectively (Fig. 4).

Table 3. – PERMANOVA test results on the richness of trophic guilds, testing for the effects of factors environment and season in the Itapissuma/Itamaracá Complex, northeastern Brazil.

	d.f	SS	MS	Pseudo-F	p
Environment	1	0.077	0.077	6.919	0.004
Season	1	0.016	0.016	1.450	0.273
Environment vs. Season	1	0.001	0.001	0.168	0.925
Residuals	8	0.089	0.011		
Total	11	0.184			

The PCO based on trophic guilds discriminated samples from the estuary and from the coast along axis 1 (69.64%). In the estuary, differences were observed between the dry and rainy seasons (Fig. 5).

According to the PERMANOVA, the environments (estuary and coast) significantly influenced the abundance of the trophic guilds in the IIC (Table 3, $p=0.004$), confirming the groups formed by PCO (Fig. 5).

DISCUSSION

Overall, species composition of the IIC was similar to that of the fish fauna typically found in other tropical estuaries (Paiva et al. 2008, Mourão et al. 2014). The observed species richness was close to the estimated richness, indicating that sampling was satisfactory, thanks to the concomitant implementation of active and passive fishing gear. Sampling is known to affect catch composition, especially its diversity (Magurran and McGill 2011), but the use of different gears provides the best estimate of structure (Kwak and Peterson 2007, Mourão et al. 2014) and diversity of fish assemblages (Mérigot et al. 2016). Different gears use different capture processes, mainly based on fish behaviour (Huse et al. 1999). In this study, the use of multiple gears was necessary, considering the differential characteristics of each environment sampled and the fact that fish species explore different habitats of a given environment differently. By exploring multiple gears in different habitats, we improved the estimation of biodiversity, thus providing as wide a variety of guilds as possible.

PCO analysis and PERMANOVA showed spatial differences in the estuarine use functional group between the estuarine and coastal areas, but temporal variations were not evidenced. Spatial segregation processes were observed in other tropical estuaries (Mourão et al. 2014, Loureiro et al. 2016) and may be related to differences in the life cycle and in species tolerance to diverse environmental stresses. Temporal changes in the composition of estuarine fish communities were not observed in the IIC, as reported in other tropical estuaries (Castillo-Rivera et al. 2002, Mendoza et al. 2009).

In the estuary, migrant species predominated in richness and biomass, and estuarine species in abundance. The high richness and biomass of marine species in the estuary can be attributed to the permanent connection between the estuarine area and the Atlantic Ocean throughout the year (Medeiros and Kjerfve 1993), allowing an uninterrupted connectivity with the marine ecosystem (Vasconcelos et al. 2015). Migratory species are of great importance in connected systems, such as estuaries and the adjacent marine area (Harrison and Whitfield 2008). In addition, the IIC is considered a system with high biodiversity and primary and secondary productivity (Vasconcelos Filho et al. 2010, Mérigot et al. 2016). The positive effect of primary productivity on species richness allows larger populations to persist, thereby reducing extinction risk and supporting a higher diversity of niche specialists (Tittensor et al. 2010). According to Vasconcelos

Filho and Oliveira (1999), marine species of the IIC are mostly juveniles, some of which are of commercial value. The high abundance of estuarine species within the estuary of the IIC was mainly due to gobiids. Mérigot et al. (2016) analysed the diversity of fish communities in estuarine complexes in Brazil and revealed differences between assemblages from Itapissuma, especially due to the relatively high abundance of some species of Gobiidae. The high abundance of gobiids in tropical estuaries may be partly due to their prolonged larval duration (Shen and Tzeng 2008), closely linked to the mainly muddy substrate and thus restricting their migrations to the sea (Vasconcelos Filho and Oliveira 1999).

In the coastal environment of the IIC, the marine stragglers predominated in richness, abundance and biomass in all periods. However, the percentages of resident (estuarine) and dependent (marine migrant) species were also high, thus confirming the dependence between the estuary and coast of the IIC. The connection between continental and marine environments is an essential characteristic, as marine species are important exporters of energy to the adjacent coastal areas (Vasconcelos Filho et al. 2009). Also, the coast of the IIC offers favourable conditions for the development of the marine fish fauna as protection and food resource (Medeiros et al. 2001).

In relation to the feeding guild approach, our findings emphasized that the substrate of the IIC is of extreme importance for the high productivity in the system (CPRH 2010), contributing to the high occurrence of species with feeding habits associated with the substrate (i.e. zoobenthivores and detritivores). The high availability of organic rich detritus in mangroves may increase the feeding opportunities for detritivores (Kuo et al. 1999), and can be considered the main trophic contribution factor for the estuarine fish fauna (Paiva et al. 2008). In north Brazil, Loureiro et al. (2016) observed that fish assemblage was strongly associated with substrates composed of organic matter. The high richness of zoobenthivores in the estuarine area of the IIC can be attributed to the great abundance of available benthic fauna (Silva 2013). Benthos is one of the structuring elements of the food web and plays an important role in the system dynamics (Herman et al. 1999), transferring energy to fishes in estuarine environments (Buchheister and Latour 2015). Detritivores dominated in abundance and biomass mainly due to large supply of organic matter and detritus in the IIC (Vasconcelos Filho et al. 2009, 2010), which support estuarine trophic webs (Hoffman et al. 2008). The estuarine organic material of the IIC originates from various rivers (Eskinazi-Lessa et al. 1999). The river discharge, sediment resuspension, mangrove litter, waste input, terrestrial runoff and atmospheric input are sources of nutrients in the IIC estuary (Medeiros 1991). The highest proportion of detritus usually occurs in environments with great amounts of organic matter. Detritus is consumed, constituting a link between organic production and animal nutrition, and increasing the efficiency of the energy transfer between the trophic levels (Qasim and Sankaranarayanan 1972).

The large supply of zoobenthic fauna (Silva 2013) and the sandy substrate along the coast (Almeida and Manso 2011) favour the high species richness and abundance of zoobenthivores in the IIC coastal area. Benthophagous fish are highly associated with sandy substrates (Loureiro et al. 2016). The dominance of piscivores in biomass is mainly due to large carangids, which benefit from a high supply of food in the coastal area. Carangids are visual, active predators that spend a great part of their time on the reef searching for prey (Cervigón 1972): they feed on fish and also consume benthic prey to complement their diets (Moreno-Sánchez et al. 2016).

Estuaries are dynamic ecosystems subject to notable variability of environmental conditions, and their fish assemblages show within-estuary seasonal and spatial variations, so taking into account this variability should further clarify trait patterns and drivers of estuarine fish (Henriques et al. 2017). The IIC is an important ecosystem for several species that inhabit or visit the area, mainly associated with the substrate. However, coastal areas are exposed to multiple anthropogenic pressures (Blaber and Barletta 2016) that can alter the structure and function of the fish community (Baptista et al. 2015). The anthropogenic stresses and climate changes may facilitate or inhibit the processing of detritus and consequently cause dramatic shifts in species composition, which are often long-lasting and difficult to reverse (Ooi and Chong 2011). The increase in human impacts could significantly affect the topology and functioning of the food web by altering stabilizing elements of the network and decreasing the diversity of trophic flows that ensures the resilience of the trophic structure (Lobry et al. 2008). From the point of view of ecosystem management, it is necessary to identify and understand the biotic and abiotic effects on the distribution of fish fauna as a precursor for the management and monitoring of coastal environments (Pichler et al. 2017).

ACKNOWLEDGEMENTS

The first author thanks Coordenação de Aperfeiçoamento de Pessoal de Nível Superior (CAPES) for the graduate scholarship and CNPq (Conselho Nacional de Desenvolvimento Científico) for the sandwich PhD scholarship. The last author also thanks CNPq for a research grant. The authors wish to thank the colleagues who assisted in the field and laboratory work. This work was financially supported by CAPES-COFECUB (Process 88881.142689/2017-01) and CNPq and the Instituto Nacional de Ciência e Tecnologia - Ambientes Marinhos Tropicais (CNPq Process 565054).

REFERENCES

Able K.W., Fahay M.P., Witting D.A., et al. 2005. Fish settlement in the ocean vs. estuary: Comparison of pelagic larval and settled juvenile composition and abundance. *Estuar. Coast. Shelf Sci.* 66: 280-290.
<https://doi.org/10.1016/j.ecss.2005.09.003>

Almeida T.L.M., Manso V.A.V. 2011. Sedimentologia da plata-

forma interna adjacente a Ilha de Itamaracá - Pe. Est. Geol. 21: 135-152.

Anderson M.J. 2001. A new method for non-parametric multivariate analysis of variance. *Austral Ecol.* 26: 32-46.
<https://doi.org/10.1111/j.1442-9993.2001.01070.pp.x>

Angel A., Ojeda F.P. 2001. Structure and trophic organization of subtidal fish assemblages on the northern Chilean coast: the effect of habitat complexity. *Mar. Ecol. Prog. Ser.* 217: 81-91.
<https://doi.org/10.3354/meps217081>

Baptista J., Martinho F., Nyitrai D., et al. 2015. Long-term functional changes in an estuarine fish assemblage. *Mar. Pollut. Bull.* 97: 125-134.
<https://doi.org/10.1016/j.marpolbul.2015.06.025>

Blaber S.J.M., Barletta M. 2016. A review of estuarine fish research in South America: what has been achieved and what is the future for sustainability and conservation? *J. Fish Biol.* 89: 537-568.
<https://doi.org/10.1111/jfb.12875>

Buchheister A., Latour R.J. 2015. Diets and trophic-guild structure of a diverse fish assemblage in Chesapeake Bay, U.S.A. *J. Fish Biol.* 86: 967-992.
<https://doi.org/10.1111/jfb.12621>

Castillo-Rivera M., Zavala-Hurtado J.A., Zárate R. 2002. Exploration of spatial and temporal patterns of fish diversity and composition in a tropical estuarine system of Mexico. *Rev. Fish Biol. Fish.* 12: 167-177.
<https://doi.org/10.1023/A:1025051027676>

Cervigón F. 1972. Los peces. In: Ginés H., Margalef R. (eds), *Ecología Marina*. Dossat S. A. Caracas, pp. 308-355.

Colwell R.K. 2013. EstimateS: Statistical estimation of species richness and shared species from samples. Version 9. User's Guide and application at <http://purl.oclc.org/estimates>

Colwell R.K., Mao C.X., Chang J. 2004. Interpolating, extrapolating, and comparing incidence-based species accumulation curves. *Ecology* 85: 2717-2727.

CPRH. Agência Estadual de Meio Ambiente. 2010. Diagnóstico Sócio ambiental da Área de Proteção Ambiental de Santa Cruz. Companhia Pernambucana de Meio Ambiente, Recife, 388 pp.

Elliott M., Quintino V. 2007. The estuarine quality paradox, environmental homeostasis and the difficulty of detecting anthropogenic stress in naturally stressed areas. *Mar. Pollut. Bull.* 54: 640-645.
<https://doi.org/10.1016/j.marpolbul.2007.02.003>

Elliott M., Whitfield A.K., Potter I.C., et al. 2007. The guild approach to categorizing estuarine fish assemblages: A global review. *Fish Fish.* 8: 241-268.
<https://doi.org/10.1111/j.1467-2679.2007.00253.x>

Eskinazi-Leça E., Barros H.M., Macedo S.J. 1999. Estuarine management in northeastern Brazil: the estuarine complex of Itamaracá. *Trans. Ecol. Environ.* 27: 247-256.

Feyrer F., Cloern J.E., Brown L.R., et al. 2015. Estuarine fish communities respond to climate variability over both river and ocean basins. *Glob. Chang. Biol.* 21: 3608-3619.
<https://doi.org/10.1111/gcb.12969>

Froese R., Pauly D. 2007. FishBase. Version 06/2018.
<http://www.fishbase.org>

Garcia A.M., Vieira J.P. 2001. O aumento da diversidade de peixes no estuário da Lagoa dos Patos durante o episódio El Niño 1997-1998. *Atlântica* 23: 133-152.

Garrison L.P., Link J. 2000. Fishing effects on spatial distribution and trophic guild structure of the fish community in the Georges Bank region. *ICES J. Mar. Sci.* 57: 723-730.
<https://doi.org/10.1006/jmsc.2000.0713>

Gray J.S., Elliott M. 2009. *Ecology of Marine Sediments: From Science to Management*. Oxford Univ. Press, NY, 256 pp.

Harrison T.D., Whitfield A.K. 2008. Geographical and typological changes in fish guilds of South African estuaries. *J. Fish Biol.* 73: 2542-2570.
<https://doi.org/10.1111/j.1095-8649.2008.02108.x>

Henriques S., Guilhaumon F., Villéger S. 2017. Biogeographical region and environmental conditions drive functional traits of estuarine fish assemblages worldwide. *Fish Fish.* 18: 752-771.
<https://doi.org/10.1111/faf.12203>

Herman P.M.J., Middelburg J.J., van de Koppel J., et al. 1999. Ecology of Estuarine Macrobenthos. *Adv. Ecol. Res.* 29: 195-240.
[https://doi.org/10.1016/S0065-2504\(08\)60194-4](https://doi.org/10.1016/S0065-2504(08)60194-4)

Hoffman J.C., Bronk D.A., Olney J.E. 2008. Organic matter sources supporting lower food web production in the tidal freshwater portion of the York River estuary, Virginia. *Estuaries and Coasts* 31: 898-911.
<https://doi.org/10.1007/s12237-008-9073-4>

- Huse I., Gundersen A.C., Nedreaas K.H. 1999. Relative selectivity of Greenland halibut (*Reinhardtius hippoglossoides*, Walbaum) by trawls, longlines and gillnets. *Fish. Res.* 44: 75-93. [https://doi.org/10.1016/S0165-7836\(99\)00041-7](https://doi.org/10.1016/S0165-7836(99)00041-7)
- Kempf M. 1970. Nota preliminar sobre os fundos costeiros da região de Itamaracá (Norte do Estado de Pernambuco, Brasil). *Trab. Oceanog. Univ. Fed. Pernambuco* 11: 95-111.
- Kuo S., Lin H., Shao K. 1999. Fish assemblages in the mangrove creeks of northern and southern Taiwan. *Estuaries and Coasts* 22: 1004-1015. <https://doi.org/10.2307/1353079>
- Kwak T.J., Peterson J.T. 2007. Community indices, parameters, and comparisons. In: Guy C.S., Brown M.L. (eds), *Analysis and interpretation of freshwater fisheries data*. American Fisheries Society, Maryland, pp. 677-763.
- Lobry J., David V., Pasquaud S., et al. 2008. Diversity and stability of an estuarine trophic network. *Mar. Ecol. Prog. Ser.* 358: 13-25. <https://doi.org/10.3354/meps07294>
- Loureiro S.N., Reis-Filho J.A., Giarrizzo T. 2016. Evidence for habitat-driven segregation of an estuarine fish assemblage. *J. Fish Biol.* 55: 804-820. <https://doi.org/10.1111/jfb.13017>
- Macêdo S.J., Flores Montes M.J., Lins I.C. 2000. Características abióticas da área. In: Barros H.M., Eskinazi-Leça E., Macêdo S.J., et al. (eds), *Gerenciamento participativo de estuários e manguezais*. UFPE, Recife, pp. 7-25.
- Magurran A.E., McGill B.J. 2011. *Biological Diversity - Frontiers in Measurement and Assessment*. Oxford Univ. Press, New York, 345 pp.
- Medeiros C. 1991. Circulation and mixing processes in the Itamaracá estuarine system, Brazil. Ph.D. thesis, Univ. South Carolina, 131 pp.
- Medeiros C., Kjerfve B. 1993. Hidrology of a tropical estuarine system: Itamaracá, Brazil. *Estuar. Coast. Shelf Sci.* 36: 495-515.
- Medeiros C., Kjerfve B., Araújo Filho M., et al. 2001. The Itamaracá Estuarine Ecosystem, Brazil. In: Seelinger U., Kjerfve B. (eds), *Ecological Studies: Coastal Marine Ecosystems of Latin America*. Springer-Verlag, New York, pp. 71-81.
- Mendoza E., Castillo-Rivera M., Zárate-Hernández R., et al. 2009. Seasonal variations in the diversity, abundance, and composition of species in an estuarine fish community in the Tropical Eastern Pacific, Mexico. *Ichthyol. Res.* 56: 330-339. <https://doi.org/10.1007/s10228-009-0102-5>
- Mérgot B., Frédo F.L., Viana A.P., et al. 2016. Fish assemblages in tropical estuaries of northeastern Brazil: A multi-component diversity approach. *Ocean Coast. Manag.* 143: 175-183. <https://doi.org/10.1016/j.ocecoaman.2016.08.004>
- Moreno-Sánchez X.G., Palacios-Salgado D.S., Abitia-Cárdenas L.A., et al. 2016. Importance of benthos in the trophic structure of the ichthyofauna of Los Frailes reef, Gulf of California, Mexico. In: Riosmena-Rodríguez R. (ed), *Marine benthos: biology, ecosystem functions, and environmental impact*. Nova Science Publishers, New York, pp. 1-37.
- Mourão K.R.M., Ferreira V., Lucena-Frédo F. 2014. Composition of functional ecological guilds of the fish fauna of the internal sector of the amazon estuary, Pará, Brazil. *An. Acad. Bras. Cienc.* 86: 1783-1800. <https://doi.org/10.1590/0001-3765201420130503>
- Nelson J.S., Grande T.C., Wilson M.V.H. 2016. *Fishes of the world*. Wiley & Sons, New Jersey, 299 pp.
- Ooi A.L., Chong V.C. 2011. Larval fish assemblages in a tropical mangrove estuary and adjacent coastal waters: offshore-inshore flux of marine and estuarine species. *Cont. Shelf Res.* 31: 1599-1610. <https://doi.org/10.1016/j.csr.2011.06.016>
- Paiva A.C.G., Coelho P.A., Torres M.F.A. 2005. Influência dos fatores abióticos sobre a macrofauna de substratos inconsolidados da zona entre-marés no canal de Santa Cruz, Pernambuco, Brasil. *Arq. Ciên. Mar.* 38: 85-92.
- Paiva A.C.G., Chaves P.D.T.D.C., Araújo M.E. 2008. Estrutura e organização trófica da ictiofauna de águas rasas em um estuário tropical. *Rev. Bras. Zool.* 25: 647-661. <https://doi.org/10.1590/S0101-81752008000400010>
- Pichler H.A., Gary C.A., Broadhurst M.K., et al. 2017. Seasonal and environmental influences on recruitment patterns and habitat usage among resident and transient fishes in a World Heritage Site subtropical estuary. *J. Fish Biol.* 90: 396-416. <https://doi.org/10.1111/jfb.13191>
- Qasim S.Z., Sankaranarayanan V.N. 1972. Organic detritus of a tropical estuary. *Mar. Biol.* 15: 193-199.
- R Core Team. 2018. *R: A language and environment for statistical computing*. R Foundation for Statistical Computing, Vienna, Austria.
- Ray G.C. 2005. Connectivities of estuarine fishes to the coastal realm. *Estuar. Coast. Shelf Sci.* 64: 18-32. <https://doi.org/10.1016/j.ecss.2005.02.003>
- Root R.B. 1967. The niche exploitation pattern of the blue-gray gnatcatcher. *Ecol. Monographs* 37: 317-350.
- Shen K., Tzeng W. 2008. Reproductive strategy and recruitment dynamics of amphidromous goby *Sicyopterus japonicus* as revealed by otolith microstructure. *J. Fish Biol.* 73: 2497-2512. <https://doi.org/10.1111/j.1095-8649.2008.02102.x>
- Silva A.M.C. 2013. Composição da meiofauna na ilha de Itamaracá e sua relação com a descrição morfológica e morfométrica dos grãos, Pernambuco. *Rev. Nord. Zool.* 7: 34-47.
- Smith E.P., van Belle G. 1984. Nonparametric Estimation of Species Richness. *Biometrics* 40: 119-129. <https://doi.org/10.2307/2530750>
- Tittensor D., Mora C., Jetz W., et al. 2010. Global patterns and predictors of marine biodiversity across taxa. *Nature* 466: 1098-1101. <https://doi.org/10.1038/nature09329>
- Vasconcelos R.P., Henriques S., França S., et al. 2015. Global patterns and predictors of fish species richness in estuaries. *J. Anim. Ecol.* 84: 1331-1341. <https://doi.org/10.1111/1365-2656.12372>
- Vasconcelos Filho A.L., Oliveira A.M.E. 1999. Composição e ecologia da ictiofauna do Canal de Santa Cruz (Itamaracá-PE, Brasil). *Trab. Ocean. UFPE* 27: 101-113.
- Vasconcelos Filho A.L., Neumann-Leitão S., Eskinazi-Leça E., et al. 2003. Trophic interactions between fish and other compartment communities in a tropical estuary in Brazil as indicator of environmental quality. *Adv. Ecol. Sci.* 18: 173-183.
- Vasconcelos Filho A.L., Neumann-Leitão S., Eskinazi-Leça E., et al. 2009. Hábitos alimentares de consumidores primários da ictiofauna do sistema estuarino de Itamaracá (Pernambuco - Brasil). *Rev. Bras. Eng. Pesca* 4: 21-31.
- Vasconcelos Filho A.L., Neumann-Leitão S., Eskinazi-Leça E., et al. 2010. Hábitos alimentares de peixes consumidores secundários do Canal de Santa Cruz, Pernambuco, Brasil. *Trop. Oceanogr.* 38: 121-128. <https://doi.org/10.5914/tropocean.v38i2.5166>
- WoRMS Editorial Board. 2019. World Register of Marine Species. Accessed on 10/02/2019, at <http://www.marinespecies.org/>

SUPPLEMENTARY MATERIAL

The following supplementary material is available through the online version of this article and at the following link: <http://scimar.icm.csic.es/scimar/supplm/sm04855esm.pdf>

Fig. S1. – Species accumulation curve of the estuary (A) and coast (B), computed by a random method without replacement. Mean species richness value \pm SD.

Table S1. – Data collection dates according to the environmental and type of fishing gear utilised in the Itapissuma/Itamaracá Complex, northeastern Brazil.

Table S2. – Literature utilised for classification of the ecologic guilds of the ichthyofauna captured in the Itapissuma/Itamaracá Complex, northeastern Brazil. EUFG-Estuarine Use Functional Groups; FMFG-Feeding Mode Functional Groups, basead Elliott et al. (2007).

Composition of the fish fauna in a tropical estuary: the ecological guild approach

Valdimere Ferreira, François Le Loc'h, Frédéric Ménard, Thierry Frédou,
Flávia L. Frédou

Supplementary material

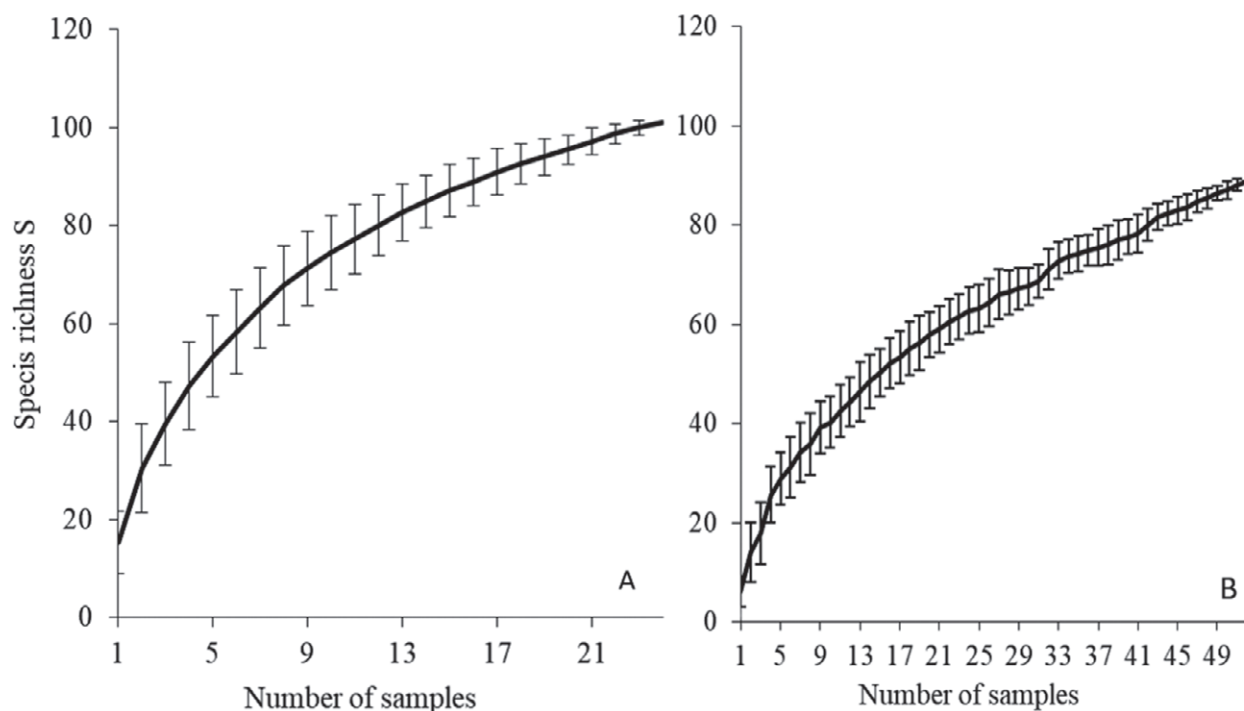


Fig. S1. – Species accumulation curve of the estuary (A) and coast (B), computed by a random method without replacement. Mean species richness value \pm SD.

Table S1. – Data collection dates according to the environmental and type of fishing gear utilised in the Itapissuma/Itamaracá Complex, northeastern Brazil.

Environmental	Season	Fishing gear	Date	Set	
Estuary	Dry	Block net	January-13	1	
			November-13	1	
			March-14	1	
		Seine net	January-13	3	
			November-13	3	
			March-14	3	
	Rainy	Block net	May-13	1	
			August-13	1	
		Seine net	May-14	1	
			August-13	3	
Coast	Dry	Gill net	May-14	3	
			February-13	3	
			November-13	3	
			March-14	3	
			Tidal fixed trap	February-13	6
				November-13	6
		Rainy	Gill net	February-14	6
				May-13	3
				August-13	3
				June-14	3

Table S2. – Literature utilised for classification of the ecologic guilds of the ichthyofauna captured in the Itapissuma/Itamaracá Complex, northeastern Brazil. EUFG-Estuarine Use Functional Groups; FMFG-Feeding Mode Functional Groups, basead Elliott et al. (2007).

Species	EUFG	Reference	FMFG
<i>Rhizoprionodon porosus</i>		Lessa and Almeida 1997	Lessa and Almeida 1997
<i>Rhizoprionodon lalandii</i>		Silva and Almeida 2001	Bornatowski et al. 2014
<i>Hypanus guttatus</i>		Vasconcelos Filho and Oliveira 1999	Gianeti 2011
<i>Hypanus marianae</i>		Shibuya and Rosa 2011	Shibuya and Rosa 2011
<i>Elops saurus</i>		Vasconcelos Filho and Oliveira 1999	Froese and Pauly 2019
<i>Gymnothorax funebris</i>		Vasconcelos Filho and Oliveira 1999	Froese and Pauly 2019
<i>Gymnothorax ocellatus</i>		Froese and Pauly 2019	Santos and Castro 2003
<i>Anchoa lyolepis</i>		Froese and Pauly 2019	Froese and Pauly 2019
<i>Anchoa marinii</i>		Froese and Pauly 2019	Froese and Pauly 2019
<i>Anchoa spinifer</i>		Vasconcelos Filho and Oliveira 1999	Nizinski and Munroe 2002
<i>Anchoa tricolor</i>		Araújo et al. 2008	Araújo et al. 2008
<i>Anchovia clupeioides</i>		Vasconcelos Filho and Oliveira 1999	Paiva et al. 2008
<i>Cetengraulis edentulus</i>		Vasconcelos Filho and Oliveira 1999	Paiva et al. 2008
<i>Engraulis anchoita</i>		Froese and Pauly 2019	Vasconcelos et al. 1998
<i>Lycengraulis grossidens</i>		Mai and Vieira 2013	Bortoluzzi et al. 2006
<i>Harengula clupeiola</i>		Vasconcelos Filho and Oliveira 1999	Paiva et al. 2008
<i>Opisthonema oglinum</i>		Vasconcelos Filho and Oliveira 1999	Vasconcelos Filho 1979
<i>Rhinocardinia bahiensis</i>		Clark and Pessanha 2015	Clark and Pessanha 2015
<i>Sardinella brasiliensis</i>		Castello 2007	Castello 2007
<i>Chaetodon ocellatus</i>		Froese and Pauly 2019	Froese and Pauly 2019
<i>Aspistor luniscutis</i>		Denadai et al. 2012	Denadai et al. 2012
<i>Aspistor quadriscutis</i>		Denadai et al. 2012	Denadai et al. 2012
<i>Bagre marinus</i>		Segura-Bertolini and Mendoza-Carranza 2013	Mendoza-Carranza 2003
<i>Cathorops agassizii</i>		Dantas 2012	Dantas 2012
<i>Cathorops spixii</i>		Vasconcelos Filho and Oliveira 1999	Possato 2010
<i>Sciades herzbergii</i>		Vasconcelos Filho and Oliveira 1999	Possato 2010
<i>Sciades proops</i>		Vasconcelos Filho and Oliveira 1999	Guedes and Vasconcelos Filho 1980
<i>Synodus foetens</i>		Vasconcelos Filho and Oliveira 1999	Cruz-Escalona et al. 2005
<i>Batrachoides surinamensis</i>		Froese and Pauly 2019	Collette 2010
<i>Thalassophryne nattereri</i>		Vasconcelos Filho and Oliveira 1999	Sampaio and Nottingham 2008
<i>Guavina guavina</i>		Vasconcelos Filho and Oliveira 1999	Teixeira 1994
<i>Ctenogobius boleosoma</i>		Vasconcelos Filho and Oliveira 1999	Vasconcelos Filho et al. 2009
<i>Ctenogobius shufeldti</i>		Wyanski and Targett 2000	Contente et al. 2012
<i>Ctenogobius smaragdus</i>		Vasconcelos Filho and Oliveira 1999	Lima 2015
<i>Ctenogobius stigmaticus</i>		Vasconcelos Filho and Oliveira 1999	Lima 2015
<i>Evorthodus lyricus</i>		Vasconcelos Filho and Oliveira 1999	STRI 2017
<i>Gobionellus oceanicus</i>		Vasconcelos Filho and Oliveira 1999	Vasconcelos Filho et al. 2009
<i>Gobionellus stomatus</i>		Vasconcelos Filho and Oliveira 1999	Lima 2015
<i>Microgobius meeki</i>		WoRMS Editorial Board 2019	Froese and Pauly 2019
<i>Mugil curema</i>		Vasconcelos Filho and Oliveira 1999	Medeiros 2013
<i>Atherinella brasiliensis</i>		Vasconcelos Filho and Oliveira 1999	Paiva et al. 2008
<i>Tylosurus acus acus</i>		WoRMS Editorial Board 2019	Froese and Pauly 2019
<i>Hemiramphus brasiliensis</i>		Vasconcelos Filho and Oliveira 1999	Schwaborn 2004
<i>Hyporhamphus unifasciatus</i>		Vasconcelos Filho and Oliveira 1999	Trigueiro 2013
<i>Carangoides bartholomaei</i>		Froese and Pauly 2019	Paiva et al. 2008
<i>Caranx crysos</i>		Froese and Pauly 2019	Sley et al. 2009
<i>Caranx hippos</i>		Vasconcelos Filho and Oliveira 1999	Temóteo et al. 2015
<i>Caranx latus</i>		Vasconcelos Filho and Oliveira 1999	Temóteo et al. 2015
<i>Caranx ruber</i>		Froese and Pauly 2019	Froese and Pauly 2019
<i>Chloroscombrus chrysurus</i>		Vasconcelos Filho and Oliveira 1999	Silva and Lopes 2002
<i>Oligoplites palometa</i>		Vasconcelos Filho and Oliveira 1999	Vasconcelos Filho et al. 2010
<i>Oligoplites saliens</i>		Vasconcelos Filho and Oliveira 1999	Winik et al. 2007
<i>Oligoplites saurus</i>		Vasconcelos Filho and Oliveira 1999	Vasconcelos Filho et al. 2010
<i>Selene brownii</i>		WoRMS Editorial Board 2019	Bomfim 2014
<i>Selene spixii</i>		WoRMS Editorial Board 2019	Froese and Pauly 2019
<i>Selene vômer</i>		Vasconcelos Filho and Oliveira 1999	Daros 2014
<i>Trachinotus carolinus</i>		Denadai et al. 2013	Stefanoni 2008
<i>Trachinotus falcatus</i>		Vasconcelos Filho and Oliveira 1999	Höflin et al. 1998
<i>Trachinotus goodei</i>		WoRMS Editorial Board 2019	Stefanoni 2008
<i>Sphyræna barracuda</i>		Vasconcelos Filho and Oliveira 1999	Akadjje et al. 2013
<i>Sphyræna guachancho</i>		Bonecker et al. 2014	Froese and Pauly 2019
<i>Sphyræna viridensis</i>		Barreiros et al. 2002	Barreiros et al. 2002
<i>Citharichthys spilopterus</i>		Vasconcelos Filho and Oliveira 1999	Vasconcelos Filho et al. 2010
<i>Etropus crossotus</i>		Oliveira and Favarro 2011	Paiva et al. 2008
<i>Paralichthys brasiliensis</i>		Vasconcelos Filho and Oliveira 1999	Froese and Pauly 2019
<i>Syacium micrurum</i>		Vasconcelos Filho and Oliveira 1999	Lucato 1997
<i>Syacium papillosum</i>		Lucato 1997	Lucato 1997
<i>Lutjanus alexandrei</i>		Fernandes et al. 2012	Moraes 2012
<i>Lutjanus analis</i>		Vasconcelos Filho and Oliveira 1999	Freitas et al. 2011
<i>Lutjanus jocu</i>		Vasconcelos Filho and Oliveira 1999	Monteiro et al. 2009
<i>Lutjanus synagris</i>		Vasconcelos Filho and Oliveira 1999	Froese and Pauly 2019
<i>Diapterus auratus</i>		Vasconcelos Filho and Oliveira 1999	Temóteo 2015
<i>Diapterus rhombeus</i>		Vasconcelos Filho and Oliveira 1999	Temóteo 2015
<i>Eucinostomus argenteus</i>		Vasconcelos Filho and Oliveira 1999	Leão 2016
<i>Eucinostomus gula</i>		Vasconcelos Filho and Oliveira 1999	Zahorcsak et al. 2000

Table S2 (Cont.). – Literature utilised for classification of the ecologic guilds of the ichthyofauna captured in the Itapissuma/Itamaracá Complex, northeastern Brazil. EUFG-Estuarine Use Functional Groups; FMFG-Feeding Mode Functional Groups, basead Elliott et al. (2007).

Species	EUG	Reference	FMFG
<i>Eucinostomus havana</i>	Vasconcelos Filho and Oliveira 1999	Froese and Pauly 2019	
<i>Eucinostomus melanopterus</i>	Chaves and Bouchereau 2000	Araújo et al. 2016	
<i>Eugerres brasilianus</i>	Vasconcelos Filho and Oliveira 1999	Vasconcelos Filho et al. 2009	
<i>Anisotremus moricandi</i>	Dias 2007	Dias 2007	
<i>Anisotremus virginicus</i>	Vasconcelos Filho and Oliveira 1999	Dias 2007	
<i>Conodon nobilis</i>	Vasconcelos Filho and Oliveira 1999	Lira et al. 2013a	
<i>Genyatremus luteus</i>	Vasconcelos Filho and Oliveira 1999	Almeida et al. 2005	
<i>Haemulon aurolineatum</i>	Vasconcelos Filho and Oliveira 1999	Dantas 2012	
<i>Haemulon parra</i>	Vasconcelos Filho and Oliveira 1999	Paiva et al. 2008	
<i>Haemulon plumieri</i>	Shinozaki-Mendes et al. 2013	Costa e Silva 2015	
<i>Haemulon steindachneri</i>	Daros 2014	Daros 2014	
<i>Pomadasys corvinaeformis</i>	Vasconcelos Filho and Oliveira 1999	Denadai et al. 2013	
<i>Pomadasys crocro</i>	Froese and Pauly 2019	Froese and Pauly 2019	
<i>Polydactylus virginicus</i>	Vasconcelos Filho and Oliveira 1999	Lopes and Oliveira-Silva 1998	
<i>Bairdiella ronchus</i>	Vasconcelos Filho and Oliveira 1999	Pina et al. 2015	
<i>Cynoscion virescens</i>	Froese and Pauly 2019	Froese and Pauly 2019	
<i>Isopisthus parvipinnis</i>	Silva Junior et al. 2015	Lira et al. 2013b	
<i>Larimus breviceps</i>	Bessa et al. 2014	Bessa et al. 2014	
<i>Menticirrhus americanus</i>	Haluch et al. 2011	Lira et al. 2013c	
<i>Paralonchurus brasiliensis</i>	Silva Junior et al. 2015	Lira et al. 2013d	
<i>Stellifer stellifer</i>	Dantas 2012	Pombo et al. 2013	
<i>Pseudupeneus maculatus</i>	Vasconcelos Filho and Oliveira 1999	Dantas 2012	
<i>Halichoeres radiatus</i>	Froese and Pauly 2019	Froese and Pauly 2019	
<i>Sparisoma radians</i>	Vasconcelos Filho and Oliveira 1999	Paiva et al. 2008	
<i>Sparisoma axillare</i>	Feitosa and Ferreira 2014	Feitosa and Ferreira 2014	
<i>Sparisoma aff. amplum</i>	Francini-Filho et al. 2008	Francini-Filho et al. 2008	
<i>Chaetodipterus faber</i>	Froese and Pauly 2019	Vasconcelos Filho et al. 2009	
<i>Pomacanthus paru</i>	Vasconcelos Filho and Oliveira 1999	Cerqueira and Haimovici 1990	
<i>Prionotus punctatus</i>	Vasconcelos Filho and Oliveira 1999	Longo et al. 2015	
<i>Centropomus parallelus</i>	Vasconcelos Filho and Oliveira 1999	Lira et al. 2016	
<i>Centropomus pectinatus</i>	Jackson and Bockelmann-lobello 2006	Lira et al. 2016	
<i>Centropomus undecimalis</i>	Vasconcelos Filho and Oliveira 1999	Lira et al. 2016	
<i>Epinephelus adscensionis</i>	Nelson 2006	Medeiros et al. 2017	
<i>Epinephelus marginatus</i>	Andrade et al. 2003	Machado et al. 2008	
<i>Mycteroperca bonaci</i>	Daros 2014	Daros 2014	
<i>Trichiurus lepturus</i>	Vasconcelos Filho and Oliveira 1999	Vasconcelos Filho et al. 2010	
<i>Scomberomorus brasiliensis</i>	Vasconcelos Filho and Oliveira 1999	Menezes 1970	
<i>Bothus ocellatus</i>	Vasconcelos Filho and Oliveira 1999	Hostim-Silva et al. 2005	
<i>Achirus declivis</i>	Vasconcelos Filho and Oliveira 1999	Couto and Farias 2001	
<i>Achirus lineatus</i>	Vasconcelos Filho and Oliveira 1999	Vasconcelos Filho et al. 2003	
<i>Trinectes paulistanus</i>	Vasconcelos Filho and Oliveira 1999	Contente et al. 2009	
<i>Symphurus tessellatus</i>	Pina 2009	Lima 2012	
<i>Acanthurus bahianus</i>	Vasconcelos Filho and Oliveira 1999	Pimentel 2012	
<i>Acanthurus chirurgus</i>	Vasconcelos Filho and Oliveira 1999	Longo et al. 2015	
<i>Acanthurus coeruleus</i>	Longo et al. 2015	Longo et al. 2015	
<i>Archosargus probatocephalus</i>	Castillo-Rivera et al. 2007	Castillo-Rivera et al. 2007	
<i>Archosargus rhomboidalis</i>	Vasconcelos Filho and Oliveira 1999	Yáñez-Arancibia et al. 1986	
<i>Lactophrys trigonus</i>	Paiva et al. 2008	Froese and Pauly 2019	
<i>Colomesus psittacus</i>	Vasconcelos Filho and Oliveira 1999	Araújo 2012	
<i>Sphaeroides greeleyi</i>	Schultz 2002	Lima 2014	
<i>Sphaeroides testudineus</i>	Vasconcelos Filho and Oliveira 1999	Vasconcelos et al. 1998	
<i>Chilomycterus spinosus</i>	Vasconcelos Filho and Oliveira 1999	Almeida-Silva et al. 2015	

Akadjé C., Diaby M., Le Loc'h F., et al. 2013. Diet of the barracuda *Sphyraena guachancho* in Côte d'Ivoire (Equatorial Eastern Atlantic Ocean). *Cybium* 37: 285-293.

Almeida Z.S., Nunes J.L.S., Alves M.G.F.S. 2005. Dieta alimentar de *Genyatremus luteus* (Bloch, 1790) - (Teleostei, Perciformes: Haemulidae) na baía de São José, Maranhão, Brasil. *Atlântica* 27: 39-47.

Almeida-Silva P.H., Tubino R.A., Zambrano L.C., et al. 2015. Trophic ecology and food consumption of fishes in a hypersaline tropical lagoon. *J. Fish Biol.* 86: 1781-1795.

<https://doi.org/10.1111/jfb.12689>

Andrade A.B., Machado L.F., Hostim-Silva M., et al. 2003. Reproductive biology of the dusky grouper *Epinephelus marginatus* (Lowe, 1834). *Braz. Arch. Biol. Technol.* 46: 373-381.

<https://doi.org/10.1590/S1516-89132003000300009>

Araújo P.R.V. 2012. Variação espaço-temporal e ecologia trófica de *Sphaeroides testudineus* (Linnaeus, 1758) e *Colomesus psittacus* (Bloch & Schneider, 1801) (Actinopterygii, Tetraodontidae) no estuário do rio Mamanguape, Paraíba, Brasil. Graduation thesis, Univ. Est. Paraíba, 55 pp.

Araújo F.G., Silva M.A., Azevedo M.C. C., et al. 2008. Spawning season, recruitment and early life distribution of *Anchoa tricolor* (Spix and Agassiz, 1829) in a tropical bay in southeastern Brazil. *Braz. J. Biol.* 68: 823-829.

Araújo A.L.F., Dantas L.P., Pessanha A.L.M. 2016. Feeding ecology of three juvenile mojarras (Gerreidae) in a tropical estuary of northeastern Brazil. *Neotrop. Ichthyol.* 14: e150039.

<https://doi.org/10.1590/1982-0224-20150039>

Barreiros J.P., Santos R.S., Barbosa A.E. 2002. Food habits, schooling and predatory behaviour of the yellowmouth barracuda *Sphyraena viridensis*, (Perciformes: Sphyraenidae) in the Azores. *Cybium* 26: 83-88.

Bessa E., Santos F.B., Pombo M., et al. 2014. Population ecology, life history and diet of the shorthead drum *Larimus breviceps* in a tropical

- bight in southeastern Brazil. *J. Mar. Biol. Assoc. U.K.* 94: 615-622.
<https://doi.org/10.1017/S0025315413001690>
- Bonecker A.C.T., Namiki C.A.P., Castro M.S.P., et al. 2014. Catálogo dos estágios iniciais de desenvolvimento dos peixes da baía de Campos. Sociedade Brasileira de Zoologia, Curitiba, 296 pp.
- Bomfim A.C. 2014. Bioecologia da ictiofauna marinha descartada pelo arrasto camaroeiro em praias da baía potiguar, Brasil. Master thesis, Univ. Fed. Rio Grande do Norte, 127 pp.
- Bornatowski H., Navia A.F., Braga R.R., et al. 2014. Ecological importance of sharks and rays in a structural foodweb analysis in Southern Brazil. *ICES J. Mar. Sci.* 71: 1586-1592.
<https://doi.org/10.1093/icesjms/fsu025>
- Bortoluzzi T., Aschenbrenner A.C., Silveira C.R., et al. 2006. Hábito alimentar da sardinha prata, *Lycengraulis grossidens* (Spix & Agassiz, 1829). (Pisces, Engraulidae), Rio Uruguai médio, sudoeste do Rio Grande do Sul, Brasil. *Biod. Pampeana* 4: 11-23.
- Castello J.P. 2007. Síntese sobre a distribuição, abundância, potencial pesqueiro e biologia da sardinha verdadeira (*Sardinella brasiliensis*). In: Haimovici M. (ed), A prospecção pesqueira e abundância de estoques marinhos no Brasil nas décadas de 1960 a 1990: Levantamento de dados e avaliação crítica. MMA/SMCQ, Brasília, p. 15.
- Castillo-Rivera M., Zarate-Hernandez R., Salgado-Ugarte I. 2007. Juvenile and adult food habits of *Archosargus probatocephalus* (Teleostei: Sparidae) in a tropical estuary of Veracruz. *Hidrobiologica* 17: 119-126.
- Cerqueira V.R., Haimovici M. 1990. Dinâmica populacional do gordinho, *Peprilus paru* (Pisces, Stromateidae), no litoral sul do Brasil. *Rev. Bras. Biol.* 50: 599-613.
- Chaves P.T.C., Bouchereau J.L. 2000. Use of mangrove habitat for reproductive activity by the fish assemblage in the Guaratuba Bay, Brasil. *Oceanol. Acta* 23: 273-280.
- Clark F.J.K., Pessanha A.L.M. 2015. Diet and ontogenetic shift in habitat use by *Rhinosardinia bahiensis* in a tropical semi-arid estuary, North-Eastern Brazil. *J. Mar. Biol. Assoc. U.K.* 95: 175-183.
<https://doi.org/10.1017/S0025315414000939>
- Collette B.B. 2010. *Batrachoides surinamensis*. IUCN Red List of Threatened Species Version 2018-1.
<https://doi.org/10.2305/IUCN.UK.2010-4.RLTS.T154930A4670747.en>
- Contente R.F., Stefanoni M.F., Spach H.L. 2009. Size-related changes in diet of the slipper sole *Trinectes paulistanus* (Actinopterygii, Achiridae) juveniles in a subtropical Brazilian estuary. *Panam. J. Aquat. Sci.* 4: 63-69.
- Contente R.F., Stefanoni M.F., Spach H.L. 2012. Feeding ecology of the American freshwater goby *Ctenogobius shufeldti* (Gobiidae, Perciformes) in a sub-tropical estuary. *J. Fish. Biol.* 80: 2357-2373.
<https://doi.org/10.1111/j.1095-8649.2012.03300.x>
- Costa e Silva G.F. 2015. Ecologia alimentar e reprodução de *Haemulon plumieri* (Lacepède, 1801) (Teleostei - Haemulidae) no Banco dos Abrolhos, Bahia - Brasil. Master thesis, Univ. Fed. Paraná, 52 pp.
- Couto E.C.G., Farias M.C.V. 2001. Feeding habits of Sole Fish (*Achirus declivis* (Chabanaud, 1940) (Teleostei: Soleidae)) in the River Sergipe estuary (northeastern, Brazil). XII Coloq. Arg. Oceanogr., Mar Del Plata, Argentine.
- Cruz-Escalona V.H., Peterson M.S., Campos-Dávila L., et al. 2005. Feeding habits and trophic morphology of inshore lizardfish (*Synodus foetens*) on the central continental shelf off Veracruz, Gulf of Mexico. *J. Appl. Ichth.* 21: 525-530.
<https://doi.org/10.1111/j.1439-0426.2005.00651.x>
- Daros F.A.L.M. 2014. Estudo da ictiofauna costeira no litoral do Paraná e adjacências através de censos visuais e microquímica de otólitos. Ph.D thesis, Univ. Fed. Paraná, 114 pp.
- Dantas D.V. 2012. A utilização dos diferentes habitats do estuário do Rio Goiana pelas diferentes fases ontogenéticas das espécies *Cathorops spixii*, *Cathorops agassizii*, *Stellifer brasiliensis* e *Stellifer stellifer* (Actinopterygii, Teleostei). Estudo de caso: Caracterização das áreas utilizadas como berçário. Ph.D thesis, Univ. Fed. Pernambuco, 229 pp.
- Denadai M.R., Bessa E., Santos F.B., et al. 2012. Life history of three catfish species (Siluriformes: Ariidae) from southeastern Brazil. *Biota Neotrop.* 12: 0-10.
- Denadai M.R., Santos F.B., Bessa E., et al. 2013. Population biology and diet of the pompano *Trachinotus carolinus* (Perciformes: Carangidae) in Caraguatatuba Bay, Southeastern Brazil. *J. Mar. Biol. Oceanogr.* 2: 1-6.
<https://doi.org/10.4172/2324-8661.1000108>
- Elliott M., Whitfield A.K., Potter I.C., et al. 2007. The guild approach to categorizing estuarine fish assemblages: A global review. *Fish Fish.* 8: 241-268.
<https://doi.org/10.1111/j.1467-2679.2007.00253.x>
- Dias T.L.P. 2007. What do we know about *Anisotremus moricandi* (Teleostei: Haemulidae), an endangered reef fish? *Biota Neot.* 7: 317-319.
- Francini-Filho R.B., Moura R.L., Ferreira C.M., et al. 2008. Live coral predation by parrotfishes (Perciformes: Scaridae) in the Abrolhos Bank, eastern Brazil, with comments on the classification of species into functional groups. *Neotrop. Ichthyol.* 6: 191-200.
- Feitosa J.L., Ferreira B.P. 2014. Distribution and feeding patterns of juvenile parrotfish on algal-dominated coral reefs. *Mar. Ecol.* 36: 1-13.
<https://doi.org/10.1111/maec.12154>
- Fernandes C.A.F., Oliveira P.G.V., Travassos P.E.F., et al. 2012. Reproduction of the Brazilian snapper, *Lutjanus alexandrei* Moura & Lindeman, 2007 (Perciformes: Lutjanidae), off the northern coast of Pernambuco, Brazil. *Neotrop. Ichth.* 10: 587-592.
<https://doi.org/10.1590/S1679-62252012005000022>
- Freitas M.O., Abilhoa V., Costa Silva G.H. 2011. Feeding ecology of *Lutjanus analis* (Teleostei: Lutjanidae) from Abrolhos Bank, Eastern Brazil. *Neotrop. Ichth.* 9: 411-418.
<https://doi.org/10.1590/S1679-62252011005000022>
- Froese R., Pauly D. 2019. FishBase. World Wide Web electronic publication.
- Gianeti M.D. 2011. Reprodução, alimentação, idade e crescimento de *Dasyatis guttata* (Bloch & Schneider, 1801) (Elasmobranchii: Dasytidae) na região de Caiçara do Norte - RN. Ph.D thesis, Univ. São Paulo, 131 pp.
- Guedes D.S., Vasconcelos Filho A.L. 1980. Estudo ecológico da região de Itamaracá, Pernambuco, Brasil. Informações sobre alimentação dos bagres branco e amarelo (Pisces, Ariidae). *Trab. Oceanogr. Univ. Fed. Pernambuco* 15: 323-330.
<https://doi.org/10.5914/tropocean.v15i1.2580>
- Haluch C.F., Abilhoa V., Freitas M.O., et al. 2011. Estrutura populacional e biologia reprodutiva de *Menticirrhus americanus* (Linnaeus, 1758) (Teleostei, Sciaenidae) na baía de Ubatuba-Enseada, Santa Catarina, Brasil. *Biotemas* 24: 47-59.
<https://doi.org/10.5007/2175-7925.2011v24n1p47>
- Höflin J.C., Ferreira L.I., Ribeiro-Neto F.B., et al. 1998. Alimentação de peixes da família Carangidae do complexo estuarino-lagunar de Cananéia, São Paulo, Brasil. *Bioikos* 12: 7-18.
- Hostim-Silva M., Andrade A.B., Machado L.F., et al. 2005. Peixes de Costão Rochoso de Santa Catarina: I Arvoredo. Editora UNIVALI, Itajaí, 130 pp.
- Jackson T.L., Ockelmann-Lobello L. 2006. Centropomidae: Snooks. In: Richards W.J. (ed.), *Early Stages of Atlantic Fishes - An Identification Guide for Western Central North Atlantic*. CRC Taylor and Francis, Boca Raton, pp. 1197-1205.
- Leão G.N. 2016. Aspectos da biologia de *Eucinostomus argenteus* Baird e Girard, 1855, Gerreidae, capturado no canal de Santa Cruz, Pernambuco. Master thesis, Univ. Fed. Rural. Pernambuco, 73 pp.
- Lessa R.P., Almeida Z.S. 1997. Analysis of stomach contents of the smalltail shark, *Carcharhinus porosus*, from northern Brazil. *Cybiu* 21: 123-133.

- Lima C.S.S. 2014. Partição trófica de dois Tetraodontidae simpátricos no estuário negativo do rio Tubarão, Macaú-RN, Brasil. Graduation thesis, Univ. Est. Paraíba, 56 pp.
- Lima L.G. 2012. Ecologia trófica de *Symphurus tessellatus* (Quoy & Gaimard, 1824) e *Citharichthys macrops* Dresel, 1885 (Actinopterygii, Pleuronectiformes) no sistema estuarino do rio Mamanguape, Paraíba - Brasil. Graduation thesis, Univ. Est. Paraíba, 43 pp.
- Lima R.S. 2015. Ecologia alimentar de cinco gobídeos no estuário do rio Mamanguape, Paraíba. Graduation thesis, Univ. Est. Paraíba, 41pp.
- Lira A.S., Frédou F.L., Viana A.P., et al. 2016. Feeding ecology of *Centropomus undecimalis* (Bloch, 1792) and *Centropomus parallelus* (Poey, 1860) in two tropical estuaries in Northeastern Brazil. *Panam. J. Aquat. Sci.* 12: 123-135.
- Lira A.S., Viana A.P., Frédou F.L., et al. 2013a. Determinação do hábito alimentar do peixe roncodor, *Conodon nobilis* (Linnaeus, 1758), na região de Barra de Sirinhaém-PE. IV Congr. Bras. Biol. Mar., Florianópolis, Brazil.
- Lira A.S., Viana A.P., Frédou, F.L., et al. 2013b. Determinação do hábito alimentar de *isophisthus parvipinis* (Cuvier, 1830) (Actinopterygii: Sciaenidae) na região de Barra de Sirinhaém PE. XVIII Congr. Bras. Eng. Pesca, Pernambuco, Brazil.
- Lira A.S., Viana A.P., Nolê L.E., et al. 2013c. Hábito alimentar do *Menticirrhus americanus* (Linnaeus, 1758) (Actinopterygii: Sciaenidae) na região de Barra de Sirinhaém PE. XVIII Congr. Bras. Eng. Pesca, Pernambuco, Brazil.
- Lira A.S., Viana A.P., Fay J., et al. 2013d. Determinação do hábito alimentar de *Paralonchurus brasiliensis* (Steindachner, 1875) (Actinopterygii: Sciaenidae) na região de Barra de Sirinhaém PE. XVIII Congr. Bras. Eng. Pesca, Pernambuco, Brazil.
- Longo G.O., Morais R.A., Martins C.D.L., et al. 2015. Between-habitat variation of benthic cover, reef fish assemblage and feeding pressure on the benthos at the only atoll in South Atlantic: Rocas atoll, NE Brazil. *PLoS ONE* 10: 1-29. <https://doi.org/10.1371/journal.pone.0127176>
- Lopes P.R.D., Oliveira-Silva J.T. 1998. Nota sobre a alimentação de *Conodon nobilis* (Linnaeus) e *Polydactylus virginicus* (Linnaeus) (Actinopterygii: Haemulidae e Polynemidae) na praia de Jaguaribe, (Ilha de Itamaracá), Estado de Pernambuco. *Rev. Bioikos* 12: 53-59.
- Lucato S.H.B. 1997. Trofodinâmica dos peixes Pleuronectiformes do Canal de São Sebastião, São Paulo, Brasil. Master thesis, Univ. São Paulo, 110 pp.
- Machado L.F., Daros F.A.L.M., Bertoni A.N., et al. 2008. Feeding strategy and trophic ontogeny in *Epinephelus marginatus* (Serranidae) from Southern Brazil. *Cybiun* 32: 33-41.
- Mai A.C., Vieira J.P. 2013. Review and consideration on habitat use, distribution and life history of *Lycengraulis grossidens* (Agassiz, 1829). *Biota Neotrop.* 13: 121-130.
- Medeiros A.P.M. 2013. Distribuição e dieta da ictiofauna em área estuarina recifal da APA Barra do rio Mamanguape, Paraíba, Brasil. Graduation thesis, Univ. Fed. Paraíba, 87 pp.
- Medeiros A.P.M., Xavier J.H.A., Rosa I.M.L. 2017. Diet and trophic organization of the fish assemblage from the Mamanguape River Estuary, Brazil. *Lat. Am. J. Aquat. Res.* 45: 879-890. <https://doi.org/10.3856/vol45-issue5-fulltext-2>
- Mendoza-Carranza M. 2003. The feeding habits of gafftopsail catfish *Bagre marinus* (Ariidae) in Paraiso Coast, Tabasco, Mexico. *Hidrobiológica* 13: 119-126.
- Menezes M.F. 1970. Alimentação da serra, *Scomberomorus maculatus* (Mitchill), em águas costeiras do Estado do Ceará. *Arq. Ciênc. Mar* 10: 171-176.
- Monteiro D.P., Giarrizzo T., Isaac V. 2009. Feeding ecology of juvenile dog snapper *Lutjanus jocu* (Bloch and Schneider, 1801) (Lutjanidae) in intertidal mangrove creeks in Curuçá estuary (Northern Brazil). *Braz. Arch. of Biol. Tech.* 52: 1421-1430. <https://doi.org/10.1590/S1516-89132009000600014>
- Moraes R.L.G. 2012. Pesca, parasitismo e dieta alimentar da baúna *Lutjanus alexandrei* Moura & Lindeman, 2007 nos ambientes costeiros do litoral sul de Pernambuco. Master thesis, Univ. Fed. Pernambuco, 90 pp.
- Nelson J.S. 2006. *Fishes of the World*. New Jersey: John Wiley & Sons. 601 pp.
- Nizinski M.S., Munroe T.A. 2002. Order Clupeiformes, Engraulidae. In: Carpenter K.E (ed.), *The Living Marine Resources of the Western Central Atlantic*. FAO, Rome, pp.764-794.
- Oliveira E., Favaro L. 2011. Reproductive biology of the flatfish *Etropus crossotus* (Pleuronectiformes: Paralichthyidae) in the Paranaguá Estuarine Complex, Paraná State, subtropical region of Brazil. *Neotrop. Ichth.* 9: 795-805.
- Paiva A.C.G., Chaves P.D.T.D.C., Araújo M.E. 2008. Estrutura e organização trófica da ictiofauna de águas rasas em um estuário tropical. *Rev. Bras. Zool.* 25: 647-661. <https://doi.org/10.1590/S0101-81752008000400010>
- Pimentel C.R. 2012. Organização trófica da comunidade de peixes de poças de maré da Praia dos Castelhanos (ES), Atlântico sudoeste tropical. Ph.D thesis, Univ. São Paulo, 82 pp.
- Pina J.V. 2009. Avaliação da atividade reprodutiva da ictiofauna capturada na pesca artesanal de arrasto camaroeiro pela comunidade de Itapema do Norte, Itapoá, litoral norte de Santa Catarina. Master thesis, Univ. Fed. Paraná, 119 pp.
- Pina J., Temóteo T.A.A., Sarmiento G.C., et al. 2015. Hábito alimentar do *Bairdiella ronchus* (Cuvier, 1830) capturados em estuários de Pernambuco, nordeste do Brasil. XXI Enc. Bras. Ictiol., Pernambuco, Brazil.
- Pombo M., Denadai M.R., Turra A. 2013. Seasonality, dietary overlap and the role of taxonomic resolution in the study of the diet of three congeneric fishes from a tropical bay. *PLoS ONE* 8: e56107. <https://doi.org/10.1371/journal.pone.0056107>
- Passato F.E. 2010. Ecologia alimentar nas diferentes fases ontogenéticas de *Cathorops spixii*, *C. agasizii* e *Sciades herzbergii* (Actinopterygii -Ariidae). Master thesis, Univ. Fed. Pernambuco, 89 pp.
- Sampaio C.L.S., Nottingham M.C. 2008. Guia para identificação de peixes ornamentais -Volume 1: espécies marinhas. IBAMA, Brasília. 205 pp.
- Santos F.B., Castro R.M.C. 2003. Activity, habitat utilization, feeding behaviour and diet of the sand moray *Gymnothorax ocellatus* (Anguilliformes, Muraenidae) in the South Western Atlantic. *Biota Neotrop.* 3: 1-7. <https://doi.org/10.1590/S1676-06032003000100003>
- Schultz Y.D., Favaro L.F., Spach H.L. 2002. Aspectos reprodutivos de *Sphaeroides greeleyi* (Gilbert), Pisces, Osteichthyes, Tetraodontidae, da gamboa do Bagaçu, Baía de Paranaguá, Paraná, Brasil. *Rev. Bras. Zool.* 19: 65-76.
- Schwamborn S.L.M. 2004. Dinâmica e organização trófica de assembleias de peixes associadas aos prados de capim marinho (*Halodule wrightii*) de Itamaracá, Pernambuco. Ph.D thesis, Univ. Fed. Pernambuco, 306 pp.
- Segura-Bertolini E.C., Mendoza-Carranza M. 2013. Importance of male gafftopsail catfish, *Bagre marinus* (Pisces: Ariidae), in the reproductive process. *Ciênc. Mar.* 39: 29-39. <https://doi.org/10.7773/cm.v39i1.2136>
- Shibuya A., Rosa R.S. 2011. Diet composition of *Dasyatis marianae* (Elasmobranchii: Dasyatidae) of Paraíba State, Brazil. *Arq. Ciênc. Mar* 44: 89-92.
- Shinozaki-Mendes R., Santander-Neto J., Silva J., et al. 2013. Reproductive biology of *Haemulon plumieri* (Teleostei: Haemulidae) in Ceará state, Northeastern Brazil. *Braz. J. Biol.* 73: 391-396. <https://doi.org/10.1590/S1519-69842013000200020>
- Silva Junior C.B., Viana A.P., Lucena Frédou F., et al. 2015. Aspects of the reproductive biology and characterization of Sciaenidae captured as bycatch in the prawn trawling in the northeastern Brazil. *Acta Scient.* 37: 1-8. <https://doi.org/10.4025/actasciobiolsci.v37i1.24962>
- Silva C.M., Almeida Z. 2001. Alimentação de *Rhizoprionodon Porosus* (Elasmobranchii: Carcharhinidae) da Costa do Maranhão, Brasil. *Bol.*

- Inst. Pesca 27: 201-207.
- Silva J.T.O., Lopes P.R.D. 2002. Notas sobre a alimentação e morfologia do aparelho digestivo de *Chloroscombrus chrysurus* (Linnaeus, 1766) (Actinopterygii, Carangidae) na Praia de Ponta da Ilha (Ilha de Itaparica, Bahia). Rev. Bras. Zool. 4: 179-192.
- Sley A., Jarboui O., Ghorbel M., et al. 2009. Food and feeding habits of *Caranx crysos* from the Gulf of Gabes (Tunisia). J. Mar. Biol. Assoc. U.K. 89: 1377-1382.
- Stefanoni M.F. 2008. Ictiofauna e ecologia trófica de peixes em ambientes praias da ilha das peças, complexo estuarino de Paranaguá, Paraná. Master thesis, Univ. Fed. Paraná, 154 pp.
- STRI. 2017. *Evorthodus lyricus*. Available at biogeodb.stri.si.edu/caribbean/en/thefishes/species/4166.
- Teixeira R.L. 1994. Abundance, reproductive period, and feeding habits of eleotrid fishes in estuarine habitats of northeast Brazil. J. Fish Biol. 45: 749-761.
<https://doi.org/10.1111/j.1095-8649.1994.tb00941.x>
- Temóteo T.A.A. 2015. Caracterização do hábito alimentar das espécies do gênero *Diapterus* no complexo estuarina Itapissuma/Itamaracá. XV Jorn. Ens. Pesq. Ext. UFRPE, Pernambuco, Brazil.
- Temóteo T.A.A., Pina J., Lira A.S., Sarmiento G.C., et al. 2015. Alimentação de duas espécies do gênero *Caranx* capturados no litoral de Pernambuco. XXI Enc. Bras. Ictiol., Pernambuco, Brazil.
- Trigueiro L.G.V. 2013. Dieta de *Hyrpohamphus unifasciatus* (Ranzani, 1841) (Actinopterygii: Hemiramphidae) no estuário do rio Manganape, Paraíba, Brasil. Graduation thesis, Univ. Est. Paraíba, 34 pp.
- Vasconcelos M. 1998. Distribution patterns and feeding success of anchovy, *Engraulis anchoita*, larvae off southern Brazil. Sci. Mar. 62: 385-392.
<https://doi.org/10.3989/scimar.1998.62n4385>
- Vasconcelos Filho A.L. 1979. Estudo Ecológico da Região de Itamaracá, Pernambuco, Brasil. IV. Alimentação da Sardinha Bandeira, *Opisthonema oglinum* (Le Sueur, 1817), no Canal de Santa Cruz. Trop. Ocean. 14: 105-116.
- Vasconcelos Filho A.L., Oliveira A.M.E. 1999. Composição e ecologia da ictiofauna do Canal de Santa Cruz (Itamaracá-PE, Brasil). Trab. Oceanog. UFPE 27: 101-113.
- Vasconcelos Filho A.L., Neumann-Leitão S., Eskinazi-Leça E., et al. 2003. Trophic interactions between fish and other compartment communities in a tropical estuary in Brazil as indicator of environmental quality. Adv. Ecol. Sci. 18: 173-183.
- Vasconcelos Filho A.L., Neumann-Leitão S., Eskinazi-Leça E., et al. 2009. Hábitos alimentares de consumidores primários da ictiofauna do sistema estuarino de Itamaracá (Pernambuco - Brasil). Rev. Bras. Eng. Pesca 4: 21-31.
- Vasconcelos Filho A.L., Neumann-Leitão S., Eskinazi-Leça E., et al. 2010. Hábitos alimentares de peixes consumidores secundários do Canal de Santa Cruz, Pernambuco, Brasil. Trop. Oceanog. 38: 121-128.
- Winik S., Carneiro M.H., Mendonça J.T. 2007. Alimentação da guaivira *Oligoplites saliens* (Bloch, 1793) (Perciformes: Carangidae) proveniente da pesca na região de Cananéia-SP. Inst. Pesca, São Paulo.
- WoRMS Editorial Board. 2019. World Register of Marine Species.
<https://doi.org/10.14284/170>
- Wyanski D.M., Targett T.E. 2000. Development of transformation larvae and juveniles of *Ctenogobius boleosoma*, *Ctenogobius shufeldti*, and *Gobionellus oceanicus* (Pisces: Gobiidae) from western North Atlantic estuaries, with notes on early life history. Bull. Mar. Sci. 67: 709-728.
- Yáñez-Arancibia A. 1986. Ecología de la zona costera. Análisis de siete tópicos. AGT: México, 189 pp.
- Zahorscak P., Silvano R.A., Sazima I. 2000. Feeding biology of a guild of benthivorous fishes in a sandy shore on southeastern Brazilian coast. Rev. Bras. Biol. 60: 511-518.