



LUND UNIVERSITY

Constraint-handling techniques for generative product design systems in the mass customization context

Nordin, Axel; Motte, Damien; Hopf, Andreas; Björnemo, Robert; Eckhardt, Claus-Christian

Published in:

Artificial Intelligence for Engineering Design, Analysis and Manufacturing

DOI:

[10.1017/S0890060413000383](https://doi.org/10.1017/S0890060413000383)

2013

Document Version:

Peer reviewed version (aka post-print)

[Link to publication](#)

Citation for published version (APA):

Nordin, A., Motte, D., Hopf, A., Björnemo, R., & Eckhardt, C-C. (2013). Constraint-handling techniques for generative product design systems in the mass customization context. *Artificial Intelligence for Engineering Design, Analysis and Manufacturing*, 27(4), 387-399. <https://doi.org/10.1017/S0890060413000383>

Total number of authors:

5

General rights

Unless other specific re-use rights are stated the following general rights apply:

Copyright and moral rights for the publications made accessible in the public portal are retained by the authors and/or other copyright owners and it is a condition of accessing publications that users recognise and abide by the legal requirements associated with these rights.

- Users may download and print one copy of any publication from the public portal for the purpose of private study or research.
- You may not further distribute the material or use it for any profit-making activity or commercial gain
- You may freely distribute the URL identifying the publication in the public portal

Read more about Creative commons licenses: <https://creativecommons.org/licenses/>

Take down policy

If you believe that this document breaches copyright please contact us providing details, and we will remove access to the work immediately and investigate your claim.

LUND UNIVERSITY

PO Box 117
221 00 Lund
+46 46-222 00 00

Artificial Intelligence for Engineering Design, Analysis and Manufacturing

<http://journals.cambridge.org/AIE>


Additional services for *Artificial Intelligence for Engineering Design, Analysis and Manufacturing*:

Email alerts: [Click here](#)

Subscriptions: [Click here](#)

Commercial reprints: [Click here](#)

Terms of use : [Click here](#)



Constraint-handling techniques for generative product design systems in the mass customization context

Axel Nordin, Damien Motte, Andreas Hopf, Robert Björnemo and Claus-Christian Eckhardt

Artificial Intelligence for Engineering Design, Analysis and Manufacturing / Volume 27 / Issue 04 / November 2013, pp 387 - 399
DOI: 10.1017/S0890060413000383, Published online: 18 October 2013

Link to this article: http://journals.cambridge.org/abstract_S0890060413000383

How to cite this article:

Axel Nordin, Damien Motte, Andreas Hopf, Robert Björnemo and Claus-Christian Eckhardt (2013). Constraint-handling techniques for generative product design systems in the mass customization context. *Artificial Intelligence for Engineering Design, Analysis and Manufacturing*, 27, pp 387-399 doi:10.1017/S0890060413000383

Request Permissions : [Click here](#)

Constraint-handling techniques for generative product design systems in the mass customization context

AXEL NORDIN, DAMIEN MOTTE, ANDREAS HOPF, ROBERT BJÄRNEMO, AND
CLAUS-CHRISTIAN ECKHARDT

Department of Design Sciences, Faculty of Engineering LTH, Lund University, Lund, Sweden

(RECEIVED June 15, 2012; ACCEPTED May 1, 2013)

Abstract

Generative product design systems used in the context of mass customization are required to generate diverse solutions quickly and reliably without necessitating modification or tuning during use. When such systems are employed to allow for the mass customization of *product form*, they must be able to handle mass production and engineering constraints that can be time-consuming to evaluate and difficult to fulfill. These issues are related to how the constraints are handled in the generative design system. This article evaluates two promising sequential constraint-handling techniques and the often used weighted sum technique with regard to convergence time, convergence rate, and diversity of the design solutions. The application used for this purpose was a design system aimed at generating a table with an advanced form: a Voronoi diagram based structure. The design problem was constrained in terms of production as well as stability, requiring a time-consuming finite element evaluation. Regarding convergence time and rate, one of the sequential constraint-handling techniques performed significantly better than the weighted sum technique. Nevertheless, the weighted sum technique presented respectable results and therefore remains a relevant technique. Regarding diversity, none of the techniques could generate diverse solutions in a single search run. In contrast, the solutions from different searches were always diverse. Solution diversity is thus gained at the cost of more runs, but no evaluation of the diversity of the solutions is needed. This result is important, because a diversity evaluation function would otherwise have to be developed for every new type of design. Efficient handling of complex constraints is an important step toward mass customization of nontrivial product forms.

Keywords: Complex Morphologies; Constraint-Handling Techniques; Evolutionary Computing; Generative Design; Genetic Algorithms

1. INTRODUCTION

One can sense an evolution of the largely static relationship between the consumer and the product. There is an increasing desire to participate in the designing of products and the potential experiences consumers will share with them. As put forward by Friebe and Ramge (2008), the upsurge of independent fashion labels, “crowdsourcing” initiatives, and co-working spaces indicates consumer’s demand for empowerment. This need for cocreation, implemented already in the textile (Lakhani & Kanji, 2009) and food industries (Kraft Foods, 2006) but also in more advanced consumer goods businesses like sportswear (Moser et al., 2006; Bouché, 2009), goes well beyond mere material and color choices: the future “prosumer” (Toffler, 1971) desires control over

product form as well. This challenge poses major difficulties. First, consumers are not always knowledgeable enough to evaluate how their design preferences may affect the functionality and manufacturability of the product. Second, if the desired product form is complex, such as in nature-inspired forms or shape grammars, even the manipulation of the form can be too cumbersome for consumers not skilled in three-dimensional modeling. The consumer must therefore be supported in form manipulation in some way. Finally, if mass customization is understood as the mass production of customized goods (Kaplan & Haenlein, 2006; Trubridge, 2010, p. 169), the product form is often severely constrained by the production system.

A possible solution to these difficulties is to implement a *generative design system* (GDS) that generates product designs that fulfill mass production and engineering constraints, along with consumer requirements (such as size, contour, and materials), while leaving the consumer in control of the final

Reprint requests to: Axel Nordin, Division of Machine Design, Department of Design Sciences, Faculty of Engineering LTH, Lund University, P.O. Box 118, 221 00 Lund, Sweden. E-mail: axel.nordin@mkon.lth.se

design selection. A GDS intended for product design is basically structured around a graphical user interface with which the user can evaluate, select and influence the generation of product forms. A GDS is often based on an interactive optimization system or constraint satisfaction system that handles user preferences and technical constraints. A GDS is frequently used to handle complex forms usually intractable to the user. Most GDSs have been intended for professional designers, for example, to help the designer preserve the “form identity” of a brand (Pugliese & Cagan, 2002; Chau et al., 2004; McCormack et al., 2004), but they have not been specifically designed for use by consumers. Letting the consumers control their own design adds a number of requirements to the GDS.

First, such a GDS is to be used repeatedly; therefore, the solutions must be generated *quickly* (how fast the system is able to converge to viable solutions, i.e., *convergence time*, is important) and in a reliable manner (how often the system is able to converge to viable solutions, i.e., *convergence rate*, is important), and the system must be applicable to a wide range of problems without requiring extensive modification of the algorithm by the consumer or a programmer.

Second, consumers must be able to choose from a set of solutions, because the decision to choose one design solution over another is often not based on pure performance metrics but rather on criteria that are subjective and difficult to quantify. At the same time, in order to give the consumer a meaningful choice, the generated shapes need to fulfill all technical constraints, which may be time-consuming to evaluate and hard to satisfy. For an analysis related to structural problems, for instance, finite element techniques may be required. It is therefore necessary that the GDS ensure an adequate *diversity* among the proposed solutions so that the waiting time and the need to relaunch the generation process are minimized.

Diversity, convergence rate, and convergence time are interrelated: they depend upon how the solutions are generated, that is, how the constraints are handled and the viable solutions are optimized. Of these two activities, the satisfaction of constraints represents the main challenge. The time spent on the optimization can be controlled by the user (optimization can be stopped if deemed to be too time-consuming or if one is satisfied with the result), but the constraint-handling step cannot. Regarding diversity, the constraints can be very hard to satisfy, and the space of feasible solutions in those cases is sparse. Diversity is therefore unlikely to arise during the subsequent optimization step if it has not during the constraint-handling step. Finally, the convergence rate also depends on the constraint-handling step, because solutions are viable only if they fulfill all constraints. Therefore, in the following discussion, these issues are considered only under the constraint-handling aspect.

Enabling the efficient handling of such types of constraints is a step toward showing that mass customization of product forms is technically possible. In this paper, three different techniques for handling technical constraints are therefore evaluated in terms of convergence time, convergence rate,

and the diversity of the generated solutions using a real design problem. The design problem is to find feasible solutions to a table support structure based on a complex form (a so-called Voronoi diagram) that is subject to technical constraints and user evaluation.

Section 2 reviews related works on GDSs and on constraint-handling techniques (CHTs). The study of diversity, convergence rate, and solution-generation time for a real design problem with selected CHTs is treated in Section 3.

Although this research addresses primarily the use of GDSs in the mass customization context, some aspects of it, especially that pertaining to the diversity issue, should also be useful for GDSs where the user is a professional industrial designer.

2. GDSs AND CHTs

The first part of this section reviews related works on GDSs and reports how constraints are handled in these systems. The second part reviews CHTs and their relevance for consumer-oriented GDSs.

2.1. Related works on GDSs

Few GDSs focus on product forms within the mass customization context. Current GDSs are mainly industrial applications in the form of online product configuration websites offering many diverse forms of mass customization, a large bandwidth of personalization options, navigation techniques, and visual quality. A collection of these websites can be found at MilkorSugar (<http://www.milkorsugar.com/>). One example is the Kram/Weisshaar Breeding Tables Project, which generates variations of a table design using a genetic algorithm (GA) that modifies a set of parameters ruling the support structure (Kram & Weisshaar, 2003). Despite the steady upsurge in online product configuration, there is no major market player that makes customization of the actual product form and structure available to its customers. It should also be noted that none of these configurators includes evaluation of manufacturing or structural constraints.

Within industrial design research, generative design has been investigated primarily for stylistic purposes. In the seminal work of Knight (1980), a parametric shape grammar was developed for the generation of Hepplewhite-style chairbacks. Orsborn et al. (2006) employed a shape grammar to define the boundaries between different automotive vehicle typologies. Recent works have focused on branding-related issues. With the help of shape grammars, new designs based on the Buick (McCormack et al., 2004), Harley-Davidson (Pugliese & Cagan, 2002), and Coca-Cola and Head & Shoulders (Chau et al., 2004) brands were developed. Further research is being undertaken to develop rules that link form and brand: for example, Cluzel et al. (2012) for systems based on GAs and Orsborn et al. (2008) for shape grammars. Within the mass customization context, Johnson (2012) created a graphical interface for customizing shelves while taking

into account functional aspects such as compartment size, and Piasecki and Hanna (2010) used a graphical interface based on numerical sliders to control a shape, as well as a GA to aid in the design of the shape, to investigate the influence of the amount of control on the user's satisfaction with the system.

Technical constraints and objectives have been studied more extensively within engineering design. An early example is Frazer's application of a GA to the design of sailing yachts, taking into account constraints such as stability, center of buoyancy, and wetted surface area, as well as less well-defined criteria such as aesthetics, by combining a computational evaluation with a subjective user-based evaluation (Frazer, 1996). Agarwal and colleagues (Agarwal & Cagan, 1998; Agarwal et al., 1999) have associated the *shape* grammar technique with parametric cost and applied it to the design of coffee makers (see Cagan, 2001, for a review on the use of shape grammars in engineering design). Numerous efforts have also been made to take into account the engineering and production constraints early in the development process, using knowledge-based engineering systems (see El-Sayed & Chassapis, 2005; Sandberg & Larsson, 2006; Lin et al., 2009; Johansson, 2011) or a combination of knowledge-based engineering and optimization systems, as in Petersson et al. (2012), where the lightweight gripper constraint satisfaction and optimization system is based on the weighted sum technique. These works, even if they present interesting design systems, are not primarily concerned with diversity and choice.

Some works are crossing the boundaries between engineering and industrial design, taking into account functional or technical constraints and aesthetics. Shea and Cagan (1999) used a combination of shape grammar and simulated annealing for both functional and aesthetic purposes and applied it to truss structures. The shape grammar technique was used to generate new designs, and the simulated annealing technique to direct the generation toward an optimum. The evaluation was based on a weighted sum of constraint violations and objective values. The design objectives were functional (minimize weight, enclosure space, and surface area), economic, and aesthetic (minimize variations between lengths in order to get uniformity, make the proportions respect the golden ratio). Shea and Cagan's model was reused by Lee and Tang (2009), with a combination of shape grammar and GA, to develop stylistically consistent forms and it was applied to the designing of a camera. The designs generated took into account the constraints linked to the spatial component configuration. The constraints were handled by minimizing a weighted sum of the constraint violations. A designer was in charge of the aesthetic evaluation, following the interactive GA paradigm. Ang et al. (2006) used shape grammars and GAs to develop the Coca-Cola bottle example of Chau et al. (2004) and added functional considerations (the volume of the bottle) that were constrained to approach the classic Coca-Cola bottle shape. EZCT Architecture & Design Research et al. (2004), within the interactive GA paradigm, developed a set of chairs

optimized for weight and stiffness. The designer could define how loads would be applied to the structure before the optimization but could not interact with the system during the optimization. Finally, Wenli (2008) developed a system that, through adaptive mechanisms, allowed it to learn the designer's intent faster; that system was implemented as a plug-in for a computer-aided design system and applied to boat hull design.

The handling of the constraints in the reviewed works is summarized in Table 1. Of the CHTs reviewed in the previous section, the weighted sum technique is always used if more than one constraint or objective is present.

2.2. CHTs

CHTs represent a field of evolutionary computing that is increasing at a fast pace. There are several techniques (for extended reviews, see Michalewicz et al., 1996; Coello Coello, 2002; Mezura-Montes, 2004; Yeniay, 2005). As mentioned in the Introduction, GDSs for mass customization will be used repeatedly. It is therefore necessary to have CHTs that are sufficiently generic for addressing different design problems and that do not require the user to modify the algorithm during use. Many of the common types of CHTs are therefore not applicable, as discussed below.

The most common approach to handling constraints is to use methods based on penalty functions. The concept behind those methods is "to transform a constrained-optimization problem into an unconstrained one by adding (or subtracting) a certain value to/from the objective function based on the amount of constraint violation present in a certain solution" (Coello Coello, 2002). The penalty factors/values must be determined by the user and is problem dependent (Mezura-Montes & Coello Coello, 2006, p. 2). The weighted sum can be seen as one specific penalty technique: the constraints are incorporated into the objective function and the given weights that penalize the fitness value. Another type of CHT consists of trying to maintain feasibility of the solutions (Michalewicz & Janikow, 1991; Schoenauer & Michalewicz, 1996); it requires a feasible starting point that may be computationally costly to find or that must be set by the user (Coello Coello, 2002, p. 1259) and/or necessitates the use of problem-specific operators (Schoenauer & Michalewicz, 1996, p. 245). Another method is based on the search for feasible solutions. One possibility is "repairing" infeasible individuals (see details in Coello Coello, 2002, section 4), which has been proved an efficient method if the individuals can be easily transformed; this unfortunately is rarely the case in real-world engineering problems. Hybrid methods also exist that combine techniques from the different categories above and/or with techniques from other domains, such as fuzzy logic (Van Le, 1996) or constraint satisfaction problems (Paredis, 1994; see also Michalewicz & Schoenauer, 1996; and Coello Coello, 2002). They require supplementary knowledge from the user for their implementation; they have therefore not been investigated further.

Table 1. Comparison of the constraint handling of the reviewed works

Work	KBS	Optimiz. System	CHT Type	Constraints	Objectives	Diversity Meas.	Time-Consum. Eval.
Knight, 1980	No	—	—	NA	NA	No	No
Orsborn et al., 2006	No	—	—	NA	NA	No	No
McCormack et al., 2004	No	—	—	NA	NA	No	No
Pugliese & Cagan, 2002	No	—	—	NA	NA	No	No
Cluzel et al., 2012	No	GA	—	NA	NA	Yes ^a	No
Orsborn et al., 2008	No	—	—	NA	NA	No	No
Agarwal & Cagan, 1998	No	—	—	NA	NA	No	No
Lin et al., 2009	Yes	—	—	NA	NA	No	No
Johansson, 2011	Yes	—	—	NA	NA	No	No
Sandberg & Larsson, 2006	Yes	—	—	NA	NA	No	No
El-Sayed & Chassapis, 2005	Yes	ND	ND	3	2	No	Yes
Petersson et al., 2012	Yes	SA	WS	1	1	No	Yes
Shea & Cagan, 1999	No	SA	WS	4	5	No	Yes
Lee & Tang, 2009	No	GA	WS	1	3	No	No
Ang et al., 2006	No	GA	—	1	0	No	No
Chau et al., 2004	No	—	—	NA	NA	No	No
EZCT Architecture & Design Research et al., 2004	No	GA	WS	1	1	No	Yes
Wenli, 2008	No	GA	—	0	NA	No	No

Note: The number of constraints listed are those which are handled by the constraint-handling technique (CHT). Constraints handled by knowledge base systems were not taken into account. In the case of interactive genetic algorithms (GAs), the objectives handled by users were not included. NA, not applicable; ND, no data; SA, simulated annealing; WS, weighted sum.

^aCluzel et al. (2012) develops a similarity measure to test the performance of their interactive GA, but it is not used in the generative design system itself.

The types of CHTs that seems to fit the above-mentioned requirements are the lexicographic, or sequential, CHTs (SCHTs) and the multiobjective optimization techniques. Coming from the domain of multicriteria decision models (e.g., see Bouyssou et al., 2006, pp. 188–191), the lexicographic method consists in considering each constraint separately, in a specific order. When the first constraint is fulfilled, the next constraint is considered. When all constraints are fulfilled, the objective function is optimized. Although these methods do not require extensive tuning of parameters while they are running, it is necessary to select in advance a sequencing of all constraints. However, this choice of sequence needs to be done only once, *before* the GDS will be used. This aspect is crucial, because the ordering of constraints significantly influences the results in terms of running time and precision (Michalewicz & Schoenauer, 1996). How to choose an optimal sequence has been described elsewhere (Motte et al., 2011). The multiobjective optimization techniques are based on transforming the constraints into objectives to fulfill. This is also a promising technique for engineering optimization problems (for reviews, see Coello Coello, 2002; Mezura-Montes, 2004; Mezura-Montes & Coello Coello, 2006),

In a preceding study (Motte et al., 2011), two SCHTs were investigated against the classic weighted sum scheme using the well-known 10-bar truss benchmark problem (Haug & Arora, 1979): the behavioral memory (BM) method (Schoenauer & Xanthakis, 1993; Michalewicz et al., 1996) and the SCHT (Lexcoht; Nordin et al., 2011). Regarding convergence time, Lexcoht was more often superior to BM, and both were far su-

perior to the weighted sum technique. It is interesting that no significant differences between different weighting schemes were found: the unweighted sum scheme (UWS), a linearly weighted scheme, and an exponentially weighted sum scheme were tested. Finding a relevant weighting scheme therefore does not seem crucial for an efficient use of the weighted sum technique, making it a potentially interesting generic CHT.

SCHTs and the weighted sum technique are both therefore candidates for consumer-oriented GDSs. Although less efficient than Lexcoht in terms of convergence time, BM is interesting because its structure (presented below) is based on a diversity measure in order to allow for a greater diversity in solutions.

Therefore, it was decided to compare these three CHTs in terms of diversity, convergence rate, and convergence time. The weighted sum technique is implemented using the UWS. The implementations of Lexcoht and BM are presented in the following sections.

2.2.1. Lexcoht

Lexcoht (Nordin et al., 2011) can be described for each constraint by performing the following:

- Evaluate the constraint violation.
- If the constraint is satisfied: evaluate the next constraint.
- If the constraint is not satisfied: stop the evaluation and score the individual according to

$$p = \frac{m + (1 - a)}{c}, \quad (1)$$

where p is the individual's score, m is the number of constraints the individual satisfied up until the last constraint evaluated, a is the constraint violation of the last evaluated constraint, and c is the total number of constraints. Constraint violation a is normalized (e.g., $a = \text{minimal allowed value}/\text{observed value}$), which means that p also ranges from 0 to 1.

As a result of Eq. (1), an individual satisfying m constraints is certain to get a higher score than an individual satisfying $m - k$ constraints, $k \in [1, m]$. The score p is then used as fitness in the GA (see Section 3.2).

2.2.2. The BM technique

Schoenauer and Xanthakis (1993) describe another sequential approach: the BM technique. It is based on the BM paradigm (de Garis, 1990), in which several techniques have been implemented to increase the diversity of the population to avoid premature convergence around certain constraints. The algorithm is summarized below.

A randomly initialized population is optimized in regard to the first constraint. This continues until a certain percentage, the flip-threshold φ of the population, satisfies the constraint. The population is then optimized in regard to the next constraint, until φ percent satisfies the second constraint. Any individual not satisfying the prior constraints is given the score zero. This process continues until all constraints have been satisfied.

To maintain population diversity, a sharing scheme is used as described in Holland (1975) and Goldberg and Richardson (1987). This method reduces the fitness of individuals that are similar to each other to promote diversity. The user-defined parameter-sharing factor σ_{sh} is used to decide whether two individuals are similar; it is also used to calculate the sharing score sh_i , which is used to penalize individuals that are similar (described below). The score p for each individual can be described as $p = (M_t - C_i/sh_i)$, where C_i is the constraint violation and M_t is an arbitrarily large positive number equal to or greater than the largest constraint violation.

Furthermore, a restricted mating scheme as described by Deb and Goldberg (1989) is used which promotes mating of similar individuals to create fitter offspring. The parameter σ_{sh} is also used here to decide whether two individuals are similar.

This method thus requires the user to determine the flip-threshold φ and the sharing factor σ_{sh} . However, recommendations for tuning the last two are given in Schoenauer and Xanthakis (1993): "the order of magnitude of σ_{sh} can be approximated from below using large φ and increasing σ_{sh} until the required percentage of feasible points cannot be reached anymore. Slightly decreasing σ_{sh} should then allow to find good values for both σ_{sh} and φ ."

3. THE STUDY

3.1. Objectives of the study

The first objective is to compare the ability of the three CHTs to generate sufficient diversity among the proposed solutions.

The second objective is to compare their convergence times. The third objective is to compare their relative convergence rates. In this study, the comparison is based on the table generation problem, presented next.

3.2. The table generation problem

The design problem is to generate Voronoi diagram based table structures based on that satisfy three production and structural constraints. A Voronoi diagram is a structure that is often found in light and strong structures in nature (Pearce, 1978; Beukers & van Hinte, 2005), such as the wing of a dragonfly or the structure of bone marrow. The manufacturing processes used are laser cutting and computer numerical control sheet-metal bending. The geometry of the bending machine limits the flange lengths of the cells to be manufactured to no shorter than 30 mm, which we call constraint l , and the bending angles a minimum of 35° , which we call constraint a . The structural requirements limit the maximum vertical displacement of any part of the table to 2.5 mm, which we call constraint f .

The design problem is described in depth in Nordin et al. (2011). A GDS based on this design problem would allow the consumer to determine the contour of the tabletop (see Fig. 1), to choose the height of the table, and to select the table's structure material. The GDS would then generate design proposals for the consumer to choose from. In this setup, the contour is chosen to be a square one. Note that prototypes have been built based on the computer-generated proposals and presented at several design fairs (see Fig. 2). This application can also be considered as a "real" design problem.

3.3. Implementation of the whole GDS

The table structure is represented as joined-beam elements, which are analyzed using the finite element method, using a finite element package called CALFEM developed at Lund University (Austrell et al., 2004). This package allows for defining a number of degrees of freedom for the cells, their positions and interconnections, as well as applicable loads and boundary conditions.

The GA used is the standard Matlab implementation. The scaling method used to assign probabilities for selection to the individuals is a simple ranking scheme where the individuals are ordered after their fitness; this approach avoids giving individuals with high fitness an unfair advantage in selection, which can result in premature convergence on local optima. The selection method chooses parents based on the individuals' scaled fitness, in this setup Matlab's built-in selection method *stochastic uniform* has been chosen. The stochastic uniform method represents the population as a line, with each individual representing a line segment whose length is proportional to the individual's scaled fitness. The method then walks down the line in fixed-length steps, adding the individual whose line segment it lands onto the pool of parents. The top two individuals are guaranteed to survive to the next generation in order to not lose the best so-

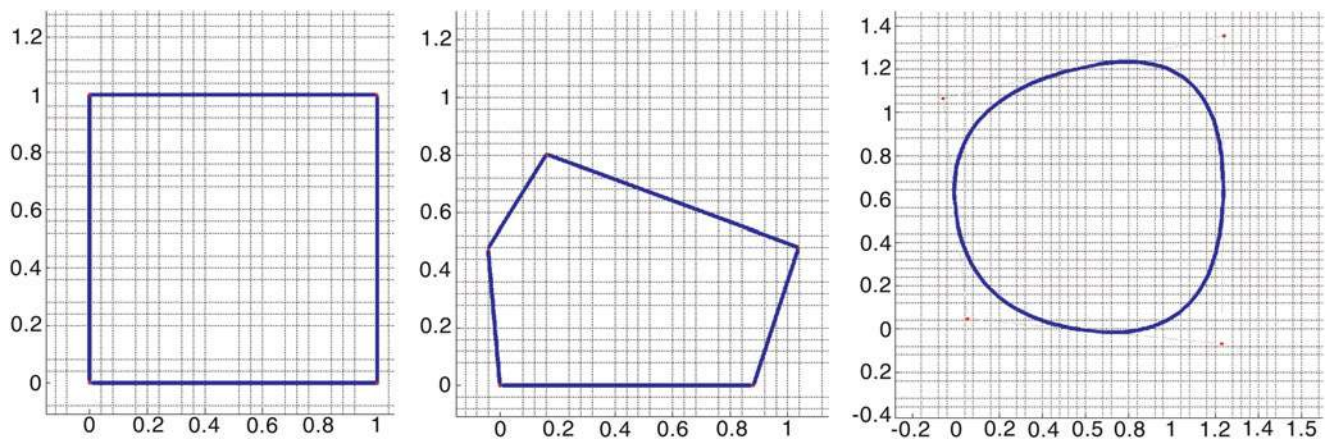


Fig. 1. (Color online) Three user-defined table contours.

lutions. The fraction of the children created by crossover, rather than mutation, is set to 0.8. The GA is run with a population of 50 individuals, during a maximum of 500 generations. The run is stopped when the maximum number of generations is reached or an individual satisfying all constraints has been found. Each original population was generated by randomly generating 70 Voronoi points for each of the individuals in the population.

Sharing score: Diversity measure of BM. The measure for diversity is based on the calculation of the sharing score for the BM method. The diversity of an individual in a population is calculated by comparing its genome, in this case the coordinates of its Voronoi points, to all the other genomes of the rest of the individuals in the population. This is achieved by the following pseudocode:

For each individual i in the population:
 For each individual j in the population:

For each point a in individual i 's genome:
 Find the point b in individual j 's genome that has the smallest Euclidian distance d_a to point a
 The sum of all the distances $d_{i,j} = \sum_{a=1}^{70} d_a$ is individual i 's diversity to individual j .

3.4. Experimental setup and procedure

Because there are only three constraints, all six possible sequences are investigated for the Lexcoht and BM techniques. In this paper, each sequence is named after the order in which the constraints are evaluated (*laf*, *lfa*, *alf*, *afl*, *fla*, and *fal*, respectively). The sequencing has no effect on the UWS, because all constraints are evaluated simultaneously. The investigation of the three CHTs therefore amounts to 13 “treatments” to investigate. The parameters for the BM techniques were set according to the recommendations from Schoenauer and Xanthakis (1993), with $\varphi = 0.6$ and $\sigma_{sh} = 0.05$ for all sequences. Lexcoht did not have any parameters requiring tuning.

The developed GDS is expected to be used repeatedly. Regarding convergence time, it is therefore appropriate to consider the frequency with which one wants the best technique to be faster than the others. In this test, it was decided that the best technique should generate faster solutions at least twice as often as the second best technique. In other words, 25% of the time the convergence time of the second-best technique should be below the median of the first technique (obviously, 50% of the time the convergence time of the first technique is below its median, i.e., twice as often as the second one). If the computing times of the techniques are normally distributed with the same standard deviation, then the mean is confounded with the median. In that case, the second-best mean should be at least 0.68 SD away from the best mean [$N(-0.68; 0, 1) = 0.25$]. The desired effect size is therefore $d = (d\mu/\sigma) = 0.68$. In Motte et al. (2011) the distributions were positively skewed; the chosen effect size is therefore



Fig. 2. (Color online) An image of the generated table (Nordin et al., 2011).

quite conservative. With 13 treatments to compare against each other using the Tukey test, and with $d = 0.68$, the minimum number of runs for each treatment is 48 (Nicewander & Price, 1997). To control for nonconvergence (estimated originally at 10%), the chosen number of runs was set at 60. Finally, a repeated-measure design was used, allowing for studying whether the original populations had an effect on diversity for the different techniques.

The performed simulation presented low convergence rates for the BM techniques (40%–66%). This was unexpected, because the BM technique had always converged in the previous study (Motte et al., 2011) and had high convergence rates in an unpublished prestudy. As the previous simulation was based on a repeated-measures design, it was not possible to exploit it for convergence rate and convergence time, because of the large number of missing data. Therefore, the original simulation based on repeated-measures design was used only for investigating diversity, and a new simulation was performed under the same conditions, with independent samples for the convergence time and the convergence rate. The number of runs in each treatment was set at 150 in order to ensure a sufficient power.

The convergence times of the treatments were obtained using the CPU time of one core of an Intel Xeon E5620 2.40 GHz processor. The total simulation time amounted to 22 days, 13 h (because three CPU cores were used simultaneously, the simulations took 254 h).

3.5. Results

3.5.1. Diversity

The diversity within a population (or “intrapopulation diversity”) is calculated by the sum of all individuals’ diversities.

The intrapopulation diversity among all treatments was 1.24×10^{-2} (SD = 4.48×10^{-2}). The intrapopulation diversity for each method and technique is reported in Table 2.

The alternatives offered by the methods did not present an appreciable variety until the diversity reached a value of 8×10^{-2} (e.g., Fig. 3). The alternatives with a diversity between 8×10^{-2} and 9×10^{-2} are in a gray area (see Fig. 4), while the alternatives above 9×10^{-2} are clearly dissimilar (Fig. 5). Unfortunately, only four pairs of different individuals for all the methods and sequences had a diversity value between 8×10^{-2} and 9×10^{-2} (two in population 27 of the BM *laf* sequence, two in population 30 of the same sequence, two in population 27 of the BM *lfa* sequence, and two in population 27 of the UWS method). The different variants with a diversity above 9×10^{-2} were also few. For Lexcoht, one population in each of the *alf* and *lfa* sequences presented 2 alternatives that could be judged as diverse. For the BM method, one population of the *fal* sequence presented 2 alternatives, 3 populations of the *fla* sequence presented 2 (2 and 14 alternatives respectively), 2 populations of the *laf* sequence presented 2 and 6 alternatives, and 2 populations of the *lfa* sequence presented 2 and 7 alternatives. The UWS method did not have any variant

Table 2. Intrapopulation diversity measures (standard deviations)

Treatment	Diversity (SD)
L- <i>afl</i>	3.69×10^{-2} (1.43×10^{-2})
L- <i>alf</i>	8.20×10^{-3} (4.54×10^{-3})
L- <i>fal</i>	6.42×10^{-3} (4.45×10^{-3})
L- <i>fla</i>	8.82×10^{-3} (6.93×10^{-3})
L- <i>laf</i>	1.04×10^{-3} (1.32×10^{-3})
L- <i>lfa</i>	2.04×10^{-2} (6.19×10^{-3})
BM- <i>afl</i>	1.54×10^{-3} (2.88×10^{-3})
BM- <i>alf</i>	5.99×10^{-3} (4.56×10^{-3})
BM- <i>fal</i>	1.77×10^{-2} (6.00×10^{-3})
BM- <i>fla</i>	6.35×10^{-2} (1.38×10^{-2})
BM- <i>laf</i>	4.36×10^{-2} (1.73×10^{-2})
BM- <i>lfa</i>	4.72×10^{-2} (1.45×10^{-2})
UWS	1.55×10^{-2} (9.20×10^{-3})

Note: L, Lexicoht; *laf*, *lfa*, *alf*, *afl*, *fla*, *fal*, the order in which the constraints are evaluated; BM, behavioral memory; UWS, unweighted sum scheme.

above 9×10^{-2} . These outcomes are summarized Table 3. The probability of getting dissimilar individuals in one population is therefore not only very low; the number of dissimilar alternatives per population is also generally low: most of the time, the user is not expected to obtain more than 2 alternatives. Moreover, most of the dissimilar alternatives originate from the same original populations (populations 27, 30, 43; see Table 3). The diversity seems to depend more on the good characteristic of the original population than on the method itself. The BM method did get most of the dissimilar groups, but not as much as was expected. The sharing scheme of the BM method probably does not create diversity among individuals but seems to maintain it if it is present in the original population.

The intrapopulation diversity did not provide satisfying results. However, the diversity between populations (or “interpopulation diversity”) was much larger: 1.63×10^{-1} (SD = 6.85×10^{-2}). The minimal diversity value was $0.802 \times$

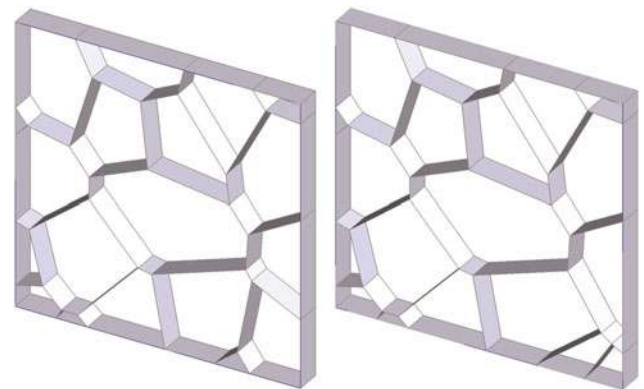


Fig. 3. (Color online) Two table support variants of population 23 for the Lexcoht *alf* sequence, with diversity 2.96×10^{-2} .

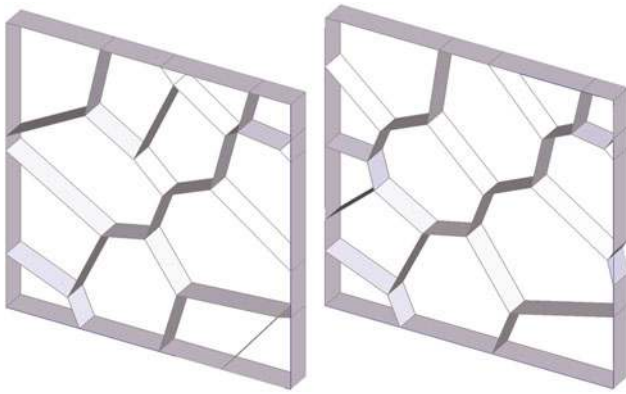


Fig. 4. (Color online) Two table support variants of population 27 for the unweighted sum scheme technique, with diversity 8.76×10^{-2} .

10^{-2} . For Lexcoht, there were only two populations of the *alf* sequence that contained individuals with a diversity below 9×10^{-2} and two populations in the *fla* sequence that contained individuals with a diversity below 9×10^{-2} . All the remaining individuals were quite dissimilar. *Running several simulations with different original populations therefore ensures diversity.*

Figure 6 illustrates the large difference between intra- and interpopulation diversities. It is very important that there is no need, at least in this particular example, to even measure diversity, because virtually all interpopulation individuals are dissimilar. The computing time becomes a function of the number of alternatives one wants to present to the user; however, the time taken to ensure interpopulation diversity by any future method is likely to consume additional time. Moreover, these additional simulations can run completely in parallel and, with the generalization of multicore servers, the running time would be virtually the same and depend only on the availability of computing resources.

3.5.2. Convergence time

The smallest convergence rate observed in the second simulation was 28%, which amounted to 42 successful runs. This is

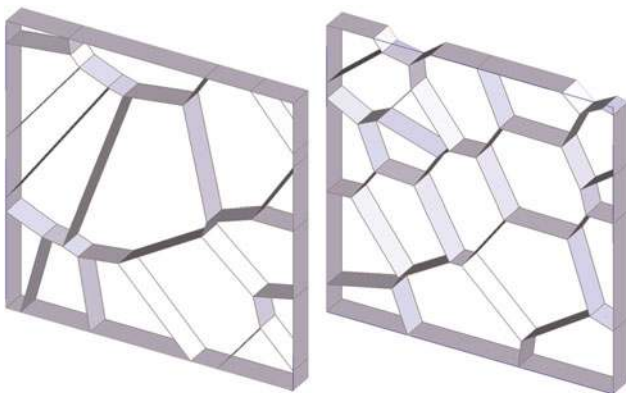


Fig. 5. (Color online) Two table support variants of population 37 of the *alf* sequence of Lexcoht, with diversity 1.87×10^{-1} .

Table 3. Groups of alternatives with a diversity value above 8×10^{-2}

Treatment	0.08–0.09	>0.09
L- <i>afl</i>	—	37:2
L- <i>alf</i>	—	—
L- <i>fal</i>	—	—
L- <i>fla</i>	—	—
L- <i>laf</i>	—	—
L- <i>lfa</i>	—	44:2
BM- <i>afl</i>	—	—
BM- <i>alf</i>	—	—
BM- <i>fal</i>	—	8:2
BM- <i>fla</i>	—	17:2, 30:14, 55:2
BM- <i>laf</i>	27:2, 30:2	30:6, 43:2
BM- <i>lfa</i>	27:2	30:7, 43:2
UWS	27:2	—

Note: The first value is the population from which the groups originate, and the second value is the number of dissimilar groups. L, Lexicoht; *laf*, *lfa*, *alf*, *afl*, *fla*, *fal*, the order in which the constraints are evaluated; BM, behavioral memory; UWS, unweighted sum scheme.

less than the required minimum number of runs for each treatment (48; see Section 3.4), which implies a loss of power but also a decrease in type I error, which means that the multiple-comparison test is rather conservative. It was therefore decided to go on with the obtained data. The exploratory data analysis revealed that the distributions of the convergence time for each combination were markedly positively skewed, as is illustrated in Figure 7. The standard deviations were found proportional to the means; thus a logarithmic transformation was applied to the data (Howell, 2007, pp. 319–321). The log-transformed populations were mostly normally distributed; the Jarque–Bera test for normality (Jarque & Bera, 1987) failed to show a significant deviation from a normal distribution for most of the combinations (five treatments had $p_{JB} < 0.01$). With the largest variance ratio being 1:4, the heteroscedasticity was within the limit on heterogeneity of variance (i.e., less than or equal to a factor of 4) for which the analysis of variance is still robust (Wilcox, 1987; Howell, 2007, p. 317).

A one-way analysis of variance revealed that there were significant differences among the means of the 13 treatments [$F(12, 1286) = 17.98, p < 0.001$]. A Tukey test at $\alpha = 0.05$ was subsequently performed upon the 13 treatments. Figure 8 presents the log-transformed means for each method and sequence.

The Lexcoht method with the *alf* sequence was significantly better than the UWS method. It was not significantly better than the best BM method result, with the *laf* sequence, which itself was not significantly better than the UWS method.

The Lexcoht method with the *alf* sequence was significantly better than the worst Lexcoht sequence *fla*. The BM method with the best sequence (*laf*) was also significantly better than the worst BM sequence (*fal*). This confirms that the choice of the right sequence is important.

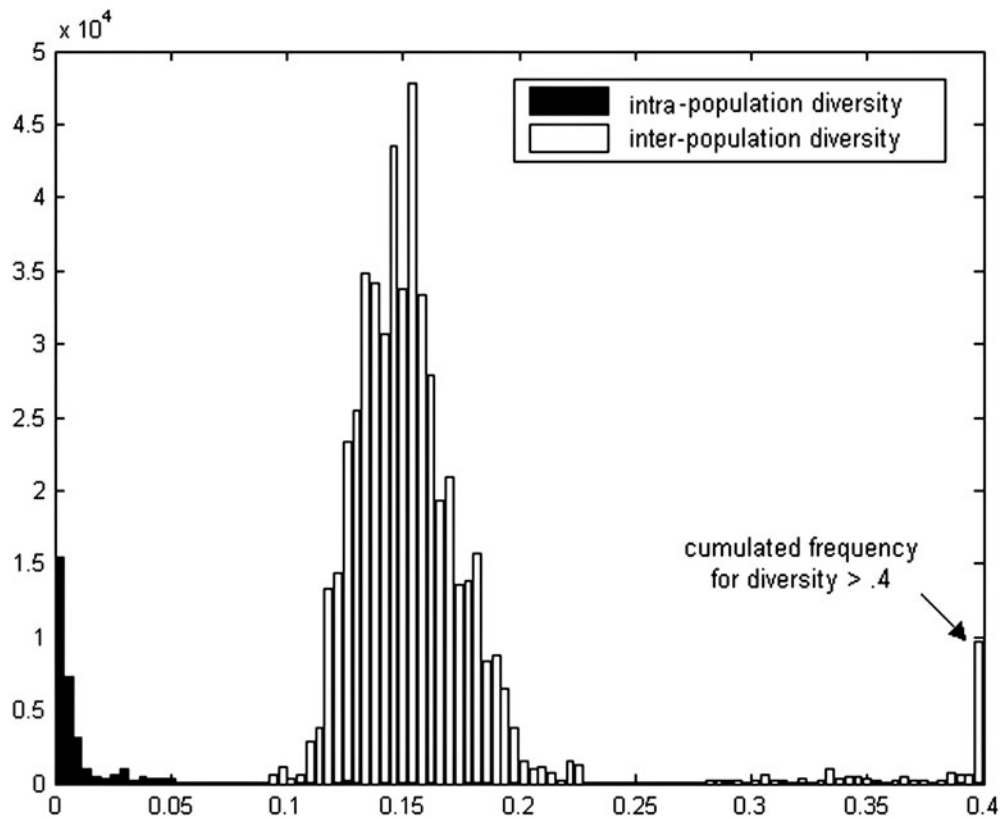


Fig. 6. A histogram of the intra- and interpopulation diversities. The interpopulation diversity is almost always superior to the intrapopulation diversity.

3.5.3. Convergence rate

The convergence rates of the different treatments are presented Table 4. A chi-square test for proportions produced $\chi^2(12) = 464.02$, which is significant at $p < 0.001$. A pairwise comparison following the Tukey–Kramer procedure for proportions (Hochberg & Tamhane, 1987, p. 275) was subsequently performed. The convergence rates of Lexcoht with sequences *afl* and *fal* were significantly larger than the other treatments. The complete results are presented Table 4 and Figure 9. Almost all Lexcoht treatments have a significantly higher convergence rate than the BM treatments. The BM treatments with a computing time similar to the best Lexcoht results as well as UWS are therefore performing significantly worse in terms of convergence rate.

3.6. Discussion

In this paper, a number of different techniques for handling technical constraints have been evaluated in terms of convergence time, convergence rate, and the diversity of the generated solutions using a real product design problem. The aim has been to investigate generative product design systems used in the context of mass customization, which are required to quickly and reliably generate diverse solutions without requiring modification or tuning during use. When such sys-

tems are designed to allow for the customization of product form, they must be able to handle production and engineering constraints that can be time-consuming to evaluate and difficult to fulfill. These issues are related to how the constraints are handled in the GDS, and because of this, two promising SCHTs and the often used weighted sum technique have been investigated.

Concerning diversity, the investigation revealed that the intrapopulation diversity was not high enough to be used for presenting several alternatives to the user. In contrast, the interpopulation diversity was always high. Diversity is thus gained at the cost of more runs, but in that case there is no need to check for diversity (as all interpopulation solutions are sufficiently different). This result is also important because, if generalized, it would imply that it is not even necessary to define a diversity measure, *whatever the type of complex form*. It could also be shown that the specific mating scheme that is built in in the BM method did not ensure enough intrapopulation diversity.

The treatments that were most frequently the fastest were, for Lexcoht, the *alf* sequence and, for BM, the *laf* sequence. Lexcoht with the best sequence outperformed UWS by a factor of two. Although this confirms that the SCHTs are promising for the kind of problem presented here, it does not completely rule out the UWS, which performed well for the investigated design problem and requires no tuning or

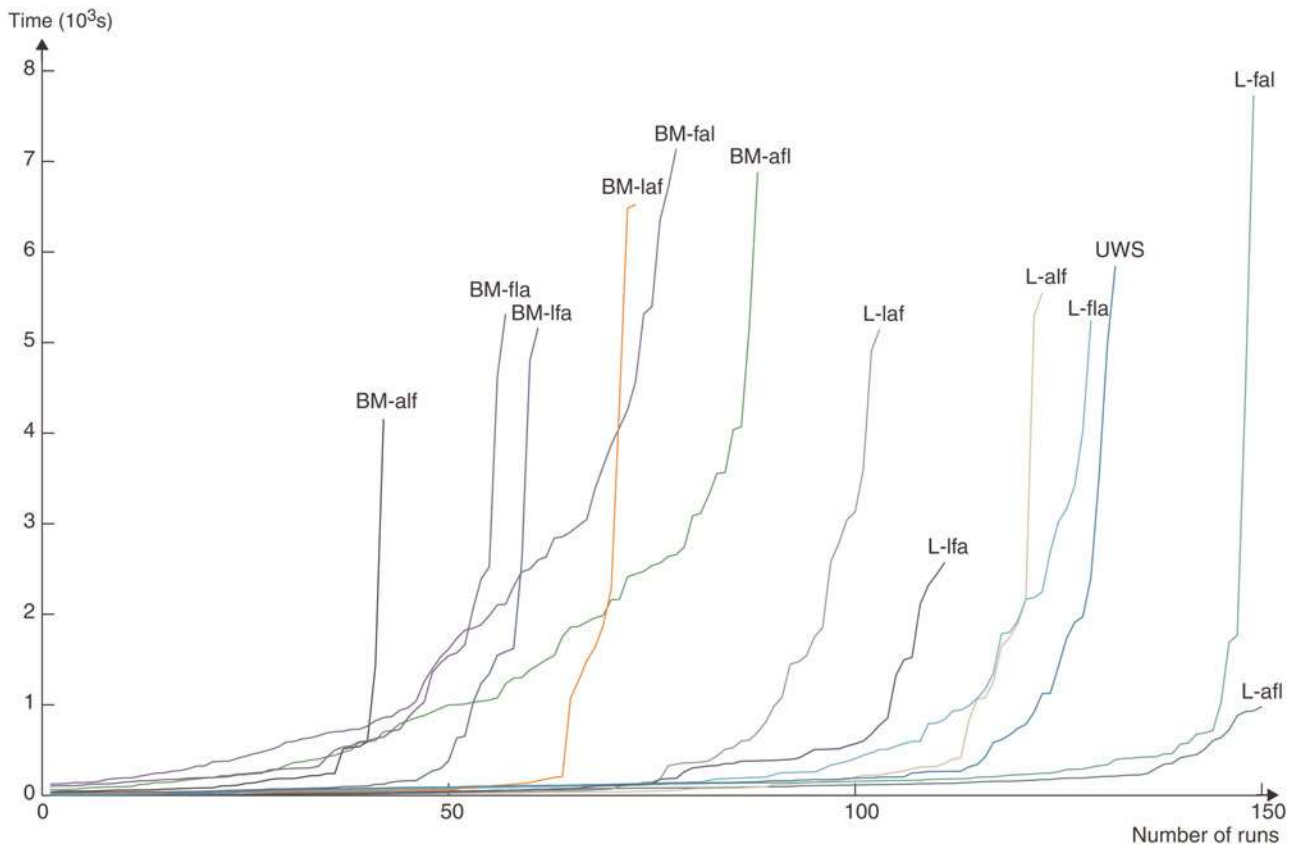


Fig. 7. (Color online) A representation of the sorted convergence times of the 13 treatments.

sequence selection. In the case of SHTs the different sequences need to be tested first, but the gain is substantial if the GDS is used frequently. It is important to recall that the convergence time distributions are highly positively skewed, so a good CHT not only allows for a quicker convergence on average but also avoids very lengthy runs. The parameters for

the BM techniques that were set according to the recommendations from Schoenauer and Xanthakis (1993) yielded good results.

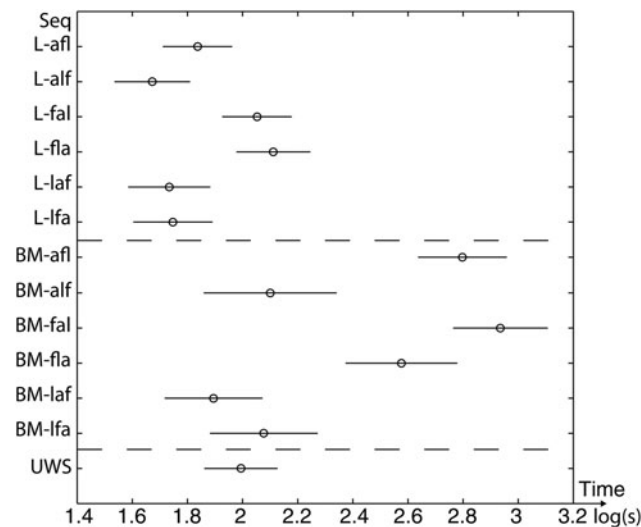


Fig. 8. A representation of the log-transformed means and their comparison intervals (95%) for the constraint-handling techniques.

Table 4. Number of successful runs (out of 150), rate of convergence, and 95% Clopper–Pearson CI

Treatment	N	Converg. Rate	95% CI	
			Lower Bound	Upper Bound
L-afl	150	1.00	0.98	1.00
L-alf	123	0.82	0.75	0.88
L-fal	149	0.99	0.96	1.00
L-fla	129	0.86	0.79	0.91
L-laf	103	0.69	0.61	0.76
L-lfa	111	0.74	0.66	0.81
BM-afl	88	0.59	0.50	0.67
BM-alf	42	0.28	0.21	0.36
BM-fal	78	0.52	0.44	0.60
BM-fla	57	0.38	0.30	0.46
BM-laf	73	0.49	0.40	0.57
BM-lfa	61	0.41	0.33	0.49
UWS	132	0.88	0.82	0.93

Note: CI, confidence interval; L, Lexicoht; *laf*, *lfa*, *alf*, *afl*, *fla*, *fal*, the order in which the constraints are evaluated; BM, behavioral memory; UWS, unweighted sum scheme.




Fig. 9. A representation of the homogeneous populations (treatments ranked) for $p < 0.05$.

The treatments that had the best convergence rates were Lexcoht with the *afl* and *fal* sequence. The convergence rates were poor for the BM method in this setup but were excellent in Motte et al. (2011) at 100%. Note that convergence rate and time are not correlated (compare Figs. 8 and 9). Therefore, the choice of an adequate sequence must take into account convergence rate and time, as well as computing resources (the calculations can be made in parallel with multicore or cluster setups).

One should nevertheless remember that in order to use SCHTs, a good constraint sequence has to be found. This is a time-consuming task that requires a careful experimental design. As mentioned earlier, the presented comparison took around 10 days. This comparison is interesting only if the GDS is to be used frequently; otherwise the weighted sum is the best default technique.

4. CONCLUSION

The perspective of enabling consumers to use potentially complex forms, coupled to functional, engineering, and production constraints, is appealing. Several obstacles to such an approach have been dealt with in this article. Although much research has been done in the area of GDSs, few take into account constraints that are time-consuming to evaluate and difficult to fulfill, such as structural stability and manufacturability, a necessity for many products based on mass production systems. The ones that achieve that are focused on finding the best solution in regard to the objectives, rather than user preferences, and are not targeted at consumers. In order to give the consumer meaningful choice among the generated solutions, they must all fulfill the constraints and should be generated quickly and reliably to avoid frustration. These issues are all related to how the constraints are handled, and our aim has been to investigate how CHTs in a GDS intended to be used in the context of mass customization of product form should handle difficult constraints. In terms of CHTs, virtually all GDS applications dealing with more than one constraint or objective are applying the weighted sum technique. We have therefore evaluated three promising CHTs, two SCHTs and the UWS. The results show that the Lexcoht SCHT outperformed the UWS in terms of both convergence time and rate and that diversity can be guaranteed by launch-

ing many design generations in parallel. Enabling the efficient handling of such types of constraints is a step toward showing that form mass customization is technically possible, and beyond that a step toward total mass customization. Algorithmic form generation, coupled to an interactive compelling online experience as well as purchase, logistics, and production back-end, allows for various entrepreneurial opportunities for companies and consumers alike, as well as for the designers.

The scope of application of new digital means of interaction, designing, and fabrication is fully scalable and in that sense constitutes a unique enabler that, if consistently implemented, could potentially cut across a very large number of industries, ranging from small manufacturers to large producers of consumer products. The research presented in this paper addresses primarily the use of GDSs in the mass customization context, but some aspects of it, especially the diversity issue, should also be useful in a GDS intended for professional industrial designers.

ACKNOWLEDGMENTS

This work was supported by the Swedish Governmental Agency for Innovation Systems, VINNOVA, through the Production Strategies and Models for Product Development program (Project Renaissance 1.5, 2009-04057).

REFERENCES

- Agarwal, M., & Cagan, J. (1998). A blend of different tastes: the language of coffeemakers. *Environment and Planning B* 25(2), 205–227.
- Agarwal, M., Cagan, J., & Constantine, C.G. (1999). Influencing generative design through continuous evaluation: associating costs with the coffee-maker shape grammar. *Artificial Intelligence for Engineering Design, Analysis and Manufacturing* 13(4), 253–275.
- Ang, M.C., Chau, H.H., McKay, A., & de Pennington, A. (2006). Combining evolutionary algorithms and shape grammars to generate branded product design. *Proc. 2nd Design Computing and Cognition Conf., DCC '06*, pp. 521–539. Dordrecht: Springer.
- Austrell, P.E., Dahlblom, O., Lindemann, J., Olsson, A., Olsson, K.-G., Persson, K., Petersson, H., Ristinmaa, M., Sandberg, G., & Wernberg, P.-A. (2004). *CALFEM: A Finite Element Toolbox, Version 3.4*. Lund: Lund University, Structural Mechanics LTH.
- Beukers, A., & van Hinte, E. (2005). *Lightness: The Inevitable Renaissance of Minimum Energy Structures*, 4th rev. ed. Rotterdam: 010 Publishers.
- Bouché, N. (2009). Keynote V: how could we create new emotional experiences with sensorial stimuli? *Proc. 4th Int. Conf. Designing Pleasurable Products*

- and Interfaces, DPPI '09, p. 21. Compiègne, France: Université de Technologie de Compiègne.
- Bouysson, D., Marchant, T., Pirlot, M., Tsoukiàs, A., & Vincke, P. (2006). *Evaluation and Decision Models With Multiple Criteria: Stepping Stones for the Analyst*. New York: Springer.
- Cagan, J. (2001). Engineering shape grammars: where have we been and where are we going? In *Formal Engineering Design Synthesis* (Antonsen, E.K., & Cagan, J., Eds.), chap. 3, pp. 65–92. Cambridge, MA: Cambridge University Press.
- Chau, H.H., Chen, X., McKay, A., & de Pennington, A. (2004). Evaluation of a 3D shape grammar implementation. *Proc. 1st Design Computing and Cognition Conf., DCC '04*, pp. 357–376. Dordrecht: Kluwer.
- Cluzel, F., Yannou, B., & Dihlmann, M. (2012). Using evolutionary design to interactively sketch car silhouettes and stimulate designer's creativity. *Engineering Applications of Artificial Intelligence* 25(7), 1413–1424.
- Coello Coello, C.A. (2002). Theoretical and numerical constraint-handling techniques used with evolutionary algorithms: a survey of the state of the art. *Computer Methods in Applied Mechanics and Engineering* 191(11–12), 1245–1287.
- Deb, K., & Goldberg, D.E. (1989). An investigation of niche and species formation in genetic function optimization. *Proc. 3rd Int. Conf. Genetic Algorithms, ICGA '89*, pp. 42–50. Los Altos, CA: Morgan Kaufman.
- de Garis, H. (1990). Genetic programming: building artificial nervous systems with genetically programmed neural network modules. *Proc. 7th Int. Conf. Machine Learning*, pp. 132–139. Los Altos, CA: Morgan Kaufmann.
- El-Sayed, A., & Chassapis, C. (2005). A decision-making framework model for design and manufacturing of mechanical transmission system development. *Engineering With Computers* 21(2), 164–176.
- EZCT Architecture & Design Research, Hamda, H., & Schoenauer, M. (2004). *Studies on Optimization: Computational Chair Design Using Genetic Algorithms*. Paris: EZCT Architecture & Design Research.
- Frazer, J.H. (1996). The dynamic evolution of designs. *Proc. 4D Dynamics Conf. Design and Research Methodologies for Dynamic Form*, pp. 49–53. Leicester: De Montfort University, School of Design & Manufacture.
- Friebe, H., & Ränge, T. (2008). *Marke Eigenbau: Der Aufstand der Massen gegen die Massenproduktion* [The DIY Brand: The Rebellion of the Masses Against Mass Production]. Frankfurt: Campus Verlag.
- Goldberg, D.E., & Richardson, J. (1987). Genetic algorithms with sharing for multimodal function optimization. *Proc. 2nd Int. Conf. Genetic Algorithms, ICGA '87*, pp. 41–49. Hillsdale, NJ: Erlbaum.
- Haug, E.J., & Arora, J.S. (1979). *Applied Optimal Design—Mechanical and Structural Systems*. New York: Wiley.
- Hochberg, Y., & Tamhane, A.C. (1987). *Multiple Comparison Procedures*. New York: Wiley.
- Holland, J.H. (1975). *Adaptation in Natural and Artificial Systems: An Introductory Analysis with Applications to Biology, Control and Artificial Intelligence*. Ann Arbor, MI: University of Michigan Press.
- Howell, D.C. (2007). *Statistical Methods for Psychology*, 6th ed. Belmont, CA: Thomson Wadsworth.
- Jarque, C.M., & Bera, A.K. (1987). A test for normality of observations and regression residuals. *International Statistical Review* 55(2), 163–172.
- Johansson, J. (2011). How to build flexible design automation systems for manufacturability analysis of the draw bending of aluminum profiles. *Journal of Manufacturing Science and Engineering* 133(6), 1–11.
- Johnson, L.M. (2012). *B-shelves: a web based mass customized product*. Master's Thesis. Seattle, WA: University of Washington, Department of Architecture.
- Kaplan, A.M., & Haenlein, M. (2006). Toward a parsimonious definition of traditional and electronic mass customization. *Journal of Product Innovation Management* 23(2), 168–182.
- Knight, T.W. (1980). The generation of Hepplewhite-style chair-back designs. *Environment and Planning B* 7(2), 227–238.
- Kraft Foods. (2006). *Innovate With Kraft*. Accessed at <http://brands.kraft-foods.com/innovatewithkraft/default.aspx> on January 17, 2010.
- Kram, R., & Weisshaar, C. (2003). Breeding tables. Accessed at <http://www.kramweisshaar.com/projects/breeding-tables.html> on February 22, 2012.
- Lakhani, K.R., & Kanji, Z. (2009). *Threadless: The Business of Community*, Harvard Business School Multimedia/Video Case 608-707. Cambridge, MA: Harvard Business School.
- Lee, H.C., & Tang, M.X. (2009). Evolving product form designs using parametric shape grammars integrated with genetic programming. *Artificial Intelligence for Engineering Design, Analysis and Manufacturing* 23(2), 131–158.
- Lin, B.-T., Chang, M.-R., Huang, H.-L., & Liu, C.-Y. (2009). Computer-aided structural design of drawing dies for stamping processes based on functional features. *International Journal of Advanced Manufacturing Technology* 42(11–12), 1140–1152.
- McCormack, J.P., Cagan, J., & Vogel, C.M. (2004). Speaking the Buick language: capturing, understanding, and exploring brand identity with shape grammars. *Design Studies* 25(1), 1–29.
- Mezura-Montes, E. (2004). *Alternative techniques to handle constraints in evolutionary optimization*. PhD Thesis. CINVESTAV-IPN, Electrical Engineering Department, Computer Science Section.
- Mezura-Montes, E., & Coello Coello, C.A. (2006). *A Survey of Constraint-Handling Techniques Based on Evolutionary Multiobjective Optimization*, Technical Report EVOICINV-04-2006. CINVESTAV-IPN, Department of Computation, Evolutionary Computation Group.
- Michalewicz, Z., Dasgupta, D., Le Riche, R.G., & Schoenauer, M. (1996). Evolutionary algorithms for constrained engineering problems. *Computers & Industrial Engineering* 30(4), 851–871.
- Michalewicz, Z., & Janikow, C.Z. (1991). Handling constraints in genetic algorithms. *Proc. 4th Int. Conf. Genetic Algorithms, ICGA '91*, pp. 151–157. San Mateo, CA: Morgan Kaufmann.
- Michalewicz, Z., & Schoenauer, M. (1996). Evolutionary algorithms for constrained parameter optimization problems. *Evolutionary Computation* 4(1), 1–33.
- Moser, K., Müller, M., & Piller, F. (2006). Transforming mass customisation from a marketing instrument to a sustainable business model at Adidas. *International Journal of Mass Customisation* 1(4), 463–479.
- Motte, D., Nordin, A., & Bjärnemo, R. (2011). Study of the sequential constraint-handling technique for evolutionary optimization with application to structural problems. *Proc. 37th Design Automation Conf., DETC/DAC '11*, pp. 521–531. Washington, DC: ASME.
- Nicewander, W.A., & Price, J.M. (1997). A consonance criterion for choosing sample size. *American Statistician* 51(4), 311–317.
- Nordin, A., Hopf, A., Motte, D., Bjärnemo, R., & Eckhardt, C.-C. (2011). Using genetic algorithms and Voronoi diagrams in product design. *Journal of Computing and Information Science in Engineering* 11(1), 1–7.
- Orsborn, S., Cagan, J., & Boatwright, P. (2008). Automating the creation of shape grammar rules. *Proc. 3rd Design Computing and Cognition Conf., DCC '08*, pp. 3–22. Dordrecht: Springer Science + Business Media.
- Orsborn, S., Cagan, J., Pawlicki, R., & Smith, R.C. (2006). Creating cross-over vehicles: defining and combining vehicle classes using shape grammars. *Artificial Intelligence for Engineering Design, Analysis and Manufacturing* 20(3), 217–246.
- Paredis, J. (1994). Co-evolutionary constraint satisfaction. *Proc. 3rd Parallel Problem Solving from Nature Conf., PPSN III*, LNCS, Vol. 866, pp. 46–55. Berlin: Springer.
- Pearce, P. (1978). *Structure in Nature Is a Strategy for Design*. Cambridge, MA: MIT Press.
- Petersson, H., Motte, D., Eriksson, M., & Bjärnemo, R. (2012). A computer-based design system for lightweight grippers in the automotive industry. *Proc. Int. Mechanical Engineering Congr. Exposition, IMECE '12*. Houston, TX: ASME.
- Piasecki, M., & Hanna, S. (2010). A redefinition of the paradox of choice. *Proc. 4th Design Computing and Cognition Conf., DCC '10*, pp. 347–366. Dordrecht: Springer.
- Pugliese, M.J., & Cagan, J. (2002). Capturing a rebel: modeling the Harley-Davidson brand through a motorcycle shape grammar. *Research in Engineering Design* 13(3), 139–156.
- Sandberg, M., & Larsson, T. (2006). Automating redesign of sheet-metal parts in automotive industry using KBE and CBR. *Proc. 32nd Design Automation Conf., DETC/DAC '06*, pp. 349–357. Philadelphia, PA: ASME.
- Schoenauer, M., & Michalewicz, Z. (1996). Evolutionary computation at the edge of feasibility. *Proc. 4th Parallel Problem Solving From Nature Conf., PPSN IV*, LNCS, Vol. 1141, pp. 245–254. Berlin: Springer.
- Schoenauer, M., & Xanthakis, S. (1993). Constrained GA optimization. *Proc. 5th Int. Conf. Genetic Algorithms, ICGA '93*, pp. 573–580. San Mateo, CA: Morgan Kaufmann.
- Shea, K., & Cagan, J. (1999). Languages and semantics of grammatical discrete structures. *Artificial Intelligence for Engineering Design, Analysis and Manufacturing* 13(4), 241–251.
- Toffler, A. (1971). *Future Shock*, 2nd ed. New York: Bantam Books.

- Trubridge, D. (2010). "Coral [lamp]." Accessed at <http://www.davidtrubridge.com/coral/> on January 29, 2011.
- Van Le, T. (1996). A fuzzy evolutionary approach to constrained optimisation problems. *Proc. 3rd IEEE Int. Conf. Evolutionary Computation, ICEC '96*, pp. 274–278. Piscataway, NJ: IEEE.
- Wenli, Z. (2008). Adaptive interactive evolutionary computation for active intent-oriented design. *Proc. 9th Int. Conf. Computer-Aided Industrial Design and Conceptual Design, CAIDCD '08*, pp. 274–279. Piscataway, NJ: IEEE.
- Wilcox, R.R. (1987). *New Statistical Procedures for the Social Sciences*. Hillsdale, NJ: Erlbaum.
- Yeniay, Ö. (2005). Penalty function methods for constrained optimization with genetic algorithms. *Mathematical and Computational Applications 10(1)*, 45–56.

Axel Nordin is a PhD student at the Division of Machine Design, Lund University. He received his MS in industrial design engineering from Lund University and has participated in two government-funded research projects during the last 2 years. His work has been concerned mainly with studying aspects of integrating complex morphologies into the design of bespoke products, such as computational, manufacturing, structural, and usability challenges.

Damien Motte currently holds a postdoctoral position at the Division of Machine Design, Lund University. He received a PhD from the same division, a research master's from the Industrial Engineering Laboratory at the École Centrale Paris, and an MS in industrial engineering from the École des Mines d'Albi, France. Dr. Motte is currently working on alternative engineering design and product development methodologies.

Andreas Hopf is a Design Consultant and Senior Lecturer in the School of Industrial Design at Lund University. He received a BA in industrial design from Art Center College of Design (Europe), Switzerland. At Lund University he runs seminars in industrial design and computer-aided design in two-dimensional/three-dimensional and rapid prototyping, supervises diploma projects, and participates in the development of new bachelor's and master's programs.

Robert Björnemo is a Professor of machine design at Lund University. He obtained his MS and PhD from the same university. Dr. Björnemo's research interests are in engineering design methodology and product development methodology, especially integrated product development, as well as predictive design analysis.

Claus-Christian Eckhardt has been a Professor of industrial design at Lund University since 2001. He worked as an Interior Designer for Silvestrin Design and was in charge of designing consumer electronics and communication products at Blaupunkt, where he was also responsible for the design of the Bosch Telecom product series and Bosch mobile phones. Mr. Eckhardt later became Chief Designer and Head of Global Product Design with Bosch and then Head of Design at Tenovis and Avaya. He has also worked as a Design Consultant since 2000. Claus-Christian is the recipient of several national and international awards and honors. His research areas are in design management and design implementation.