
Constructing Constrained-Version of Magic Squares Using Selection Hyper-heuristics

AHMED KHEIRI AND ENDER ÖZCAN

*University of Nottingham, School of Computer Science
Jubilee Campus, Wollaton Road, Nottingham, NG8 1BB, UK
Email: {ark,exo}@cs.nott.ac.uk*

A square matrix of distinct numbers in which every row, column and both diagonals has the same total is referred to as a magic square. Constructing a magic square of a given order is considered as a difficult computational problem, particularly when additional constraints are imposed. Hyper-heuristics are emerging high level search methodologies that explore the space of heuristics for solving a given problem. In this study, we present a range of effective selection hyper-heuristics mixing perturbative low level heuristics for constructing the constrained version of magic squares. The results show that selection hyper-heuristics, even the non-learning ones deliver an outstanding performance, beating the best known heuristic solution on average.

Keywords: Magic Square; Hyper-heuristic; Late Acceptance; Computational Design

Received 09 April 2013; revised 00 Month 2009

1. INTRODUCTION

Hyper-heuristics are search methodologies which build or select heuristics automatically to solve a range of hard computational problems [1, 2, 3, 4]. Selection hyper-heuristics, which were initially defined as "heuristics to choose heuristics" in [5], are used in this study. The idea of mixing existing heuristics (neighbourhood structures) during the search process in order to exploit their strengths dates back to the 1960s [6]. Selection hyper-heuristics have been successfully applied to many different problems ranging from timetabling [7] to vehicle routing [8].

There are different types of single point-based search selection hyper-heuristic frameworks [9]. Still, two common consecutive stages can be identified in almost all such hyper-heuristics: *heuristic selection* and *move acceptance*. An initial solution is iteratively improved passing through these stages. After a heuristic is selected, it is applied to the candidate solution producing a new solution at each step. Then a move acceptance method decides whether to accept or reject the new solution. This whole process repeats until some termination criteria are satisfied as illustrated in Figure 1. [10] showed that different combinations of selection hyper-heuristic components yield different performances on examination timetabling problem.

A square matrix of distinct positive integers in which every row, column and diagonal has the same

sum is called a magic square. The history of magic squares dates back to 2200 B.C. (see [11] for more). Constructing a magic square is a computationally demanding task. Constraint version of the magic squares problem was the subject of a recent competition with the goal of finding the *quickest* approach. The winner approach emerged among hundreds of competing algorithms as a hill climbing algorithm [12] which handles a given instance in two separate ways based on its size. The approach mixes two heuristics with a certain probability for problems larger than a certain size and uses a different algorithm for smaller instances. In this study, we extend the framework of the winning approach to enable the use of selection hyper-heuristics for any given constraint version of the magic square problem. We investigate into the performance of a variety of selection hyper-heuristics, including the best known hyper-heuristic managing the same set of low level heuristics for constructing magic squares. Then the best selection hyper-heuristic is compared to the winning approach.

Section 2 provides the description of the magic square problem and overviews the late acceptance hill-climbing algorithm and selection hyper-heuristics. Section 3 describes the selection hyper-heuristic components that are tested for solving the magic square problem. Section 4 provides the empirical results. Finally, Section 5 presents the conclusions.

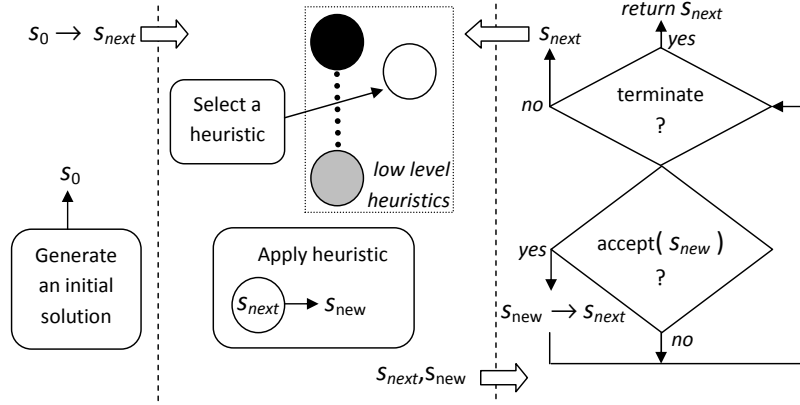


FIGURE 1. Illustration of how a single point based selection hyper-heuristic operates.

2. BACKGROUND

2.1. Magic Square Problem

A magic square of order n is a square matrix of size $n \times n$, containing each of the numbers 1 to n^2 exactly once, in which the n numbers in all columns, all rows, and both diagonals add up to the magic number $M(n)$. This constant is given by:

$$M(n) = n(n^2 + 1)/2 \quad (1)$$

As an example, the magic square of order 3 is shown below:

$$\begin{bmatrix} 4 & 9 & 2 \\ 3 & 5 & 7 \\ 8 & 1 & 6 \end{bmatrix}$$

A formal formulation of the magic square problem is as follows. Given a magic square matrix A of order n such that

$$A_{n \times n} = \begin{pmatrix} a_{1,1} & a_{1,2} & \cdots & a_{1,n} \\ a_{2,1} & a_{2,2} & \cdots & a_{2,n} \\ \vdots & \vdots & \ddots & \vdots \\ a_{n,1} & a_{n,2} & \cdots & a_{n,n} \end{pmatrix}$$

where $a_{i,j} \in \{1, 2, \dots, n^2\}$ for $1 \leq i, j \leq n$ and $a_{i,j} \neq a_{p,q}$ for all $i \neq p$ and $j \neq q$

subject to

$$\begin{aligned} \sum_{i=1}^n a_{i,j} &= M(n), \quad \sum_{j=1}^n a_{i,j} = M(n), \\ \sum_{i=1}^n a_{i,(n+1-i)} &= M(n) \quad \text{and} \quad \sum_{i=1}^n a_{i,i} = M(n) \end{aligned}$$

Constructing the magic square using the modern heuristics was the idea of the competition hosted by SolveIT Software¹. A constraint version of the magic

¹<http://www.solveitsoftware.com/competition.jsp>

squares problem is used in the competition which requires for a given instance of size $n \geq 10$ that the solution matrix must have a contiguous sub-matrix $S_{3 \times 3}$ to be placed at a given location (i, j) in $A_{n \times n}$:

$$S_{3 \times 3} = \begin{bmatrix} 1 & 2 & 3 \\ 4 & 5 & 6 \\ 7 & 8 & 9 \end{bmatrix}$$

The largest magic square that an algorithm constructs in one minute was considered to be the best algorithm. This was the performance measure used to determine the winner approach.

The objective (cost) function measures the sum of absolute values of the distance from the Magic number for each column, row and diagonal. Hence, the problem can be formulated to a minimisation problem in which the goal is to *minimise* the objective function value in Equation 2. The magic square is found if the objective function value is 0.

$$\begin{aligned} g(A_{n \times n}) &= \sum_{i=1}^n \left| \sum_{j=1}^n a_{i,j} - M(n) \right| + \sum_{j=1}^n \left| \sum_{i=1}^n a_{i,j} - M(n) \right| \\ &+ \left| \sum_{i=1}^n a_{i,(n+1-i)} - M(n) \right| + \left| \sum_{i=1}^n a_{i,i} - M(n) \right| \end{aligned} \quad (2)$$

Equation 3 describes the objective function value after imposing the contiguous sub-matrix $S_{3 \times 3}$.

$$f(A_{n \times n}, i, j) = \begin{cases} g(A_{n \times n}) & \text{if } S_{3 \times 3} \text{ placed at the} \\ & \text{position } (i, j) \text{ in } A; \\ \infty & \text{otherwise.} \end{cases} \quad (3)$$

In the competition hosted by SolveIT, the winner approach which was able to construct the constrained version of 2600x2600 magic square was a solver designed by Yuri Bykov based on a late acceptance strategy. Geoffrey Chu developed a solver in which a random

square is transformed into the magic square by the iterative heuristic improvement of rows and columns. Chu's solver ranked the second on the competition and it was able to construct the constrained version of 1000x1000 magic square in one minute. The multi-step iterative local search took the third place on the competition. It was developed by Xiao-Feng Xie and it was able to construct the constrained version of 400x400 magic square in one minute. The detailed descriptions of the top three solvers are available online at <http://www.cs.nott.ac.uk/~yxb/IOC/>.

2.2. Late Acceptance Hill-Climbing Approach

The Late Acceptance Hill-Climbing was introduced recently, in 2008, as a metaheuristic strategy [13]. The approach has been successfully applied to many different hard-computational problems, including exam timetabling [13, 7], course timetabling [14], travelling salesman, constructing magic squares [12] and lock scheduling [15]. Most of the hill climbing approaches modify the current solution and guarantee an equal quality or improved new solution at a given step. The Late Acceptance Hill-Climbing guarantees an equal quality or improved new solution with respect to a solution which was obtained fixed number of steps before.

Algorithm 1 provides the pseudocode of Late Acceptance Hill-Climbing assuming a minimisation problem. Late Acceptance Hill-Climbing requires implementation of a queue of size L which maintains the history of solution/objective function values of L consecutive visited states for a given problem. At each iteration, algorithm inserts the solution into the beginning of the array and removes the last solution from the end. The size of the queue L is the only parameter of the approach which reflects the simplicity of the strategy.

2.3. Related Work

Selection hyper-heuristics explore the space of heuristics during search process. They are high level methodologies that are capable of selecting and applying an appropriate heuristic given a set of low-level heuristics for a problem instance [1]. A selection hyper-heuristic based on a single point search framework attempts to improve a randomly created solution iteratively by passing it through firstly heuristic selection and then move acceptance processes at each step as illustrated in Figure 1 [9]. The heuristic selection method is in charge of choosing an appropriate heuristic from a set of low level heuristics at a given time. The chosen heuristic is applied to a candidate solution producing a new one, which is then either accepted or rejected by the move acceptance method.

The selection hyper-heuristic framework used in this study assumes perturbative low level heuristics which

Algorithm 1 Pseudo-code of the Late Acceptance Hill-Climbing (LAHC).

```

1: procedure LAHC
2:    $S = S_{initial}$ ;  $\triangleright$  Generate random solution
3:    $f_0 \leftarrow Evaluate(S)$ ;  $\triangleright$  Calculate initial objective
   function value
4:   for  $i \leftarrow 0, L - 1$  do
5:      $f(i) \leftarrow f_0$ ;
6:   end for
7:    $i \leftarrow 0$ ;
8:   repeat
9:      $S'$ ;  $\triangleright$  Generate candidate solution
10:     $f' \leftarrow Evaluate(S')$ ;  $\triangleright$  Calculate objective
   function value
11:     $c \leftarrow i \bmod L$ ;
12:    if  $f' \leq f(c)$  then
13:       $S \leftarrow S'$ ;
14:    end if
15:     $f(c) \leftarrow Evaluate(S)$ ;  $\triangleright$  Include objective
   value in the list
16:     $i \leftarrow i + 1$ ;
17:  until (termination criteria are satisfied);
18: end procedure

```

deal with complete solutions, as opposed to constructive heuristics which process partial solutions. [5] describe different selection methods, including *Simple Random* (SR) randomly selects a low level heuristic; *Random Descent* (RD) randomly chooses a low level heuristic and applies it to the solution in hand repeatedly until there is no further improvement. *Random Permutation* (RP) generates a permutation of low level heuristics, randomly, and applies a low level heuristic in the provided order sequentially. *Random Permutation Descent* (RPD) same as RP, but proceeds in the same manner as RD. The *Greedy* (GR) allows all low level heuristics to process a given candidate solution and chooses the one which generates the largest improvement.

Selection hyper-heuristics could learn from their previous experiences by getting feedback during the search process. For example, [5] use a learning mechanism *Chose Function* (CF) that scores low level heuristics based on their individual and pair-wise performances. [16] uses Reinforcement Learning (RL) to select from low level heuristics. [17] describe a dominance based heuristic selection method which aims to reduce the set of low level heuristics based on the trade-off between the number of steps has taken by a heuristic and the quality of solution generated during these iterative steps. The authors report that this is one of the most successful selection hyper-heuristics across multiple problem domains. Tabu [18] ranks the heuristics to determine which heuristic will be selected to apply to the current solution, while the tabu list holds the heuristics that should be avoided.

There is a variety of simple and elaborate deterministic and non-deterministic acceptance methods used as a move acceptance component within selection hyper-heuristics. For example, accepting all moves and some other simple deterministic acceptance methods are described in [5]. There are a number of *deterministic* and *non-deterministic* acceptance methods allowing the acceptance of worsening solutions. The non-deterministic *naïve move acceptance* accepts a worsening solution with a certain probability [19]. [7] use *Late Acceptance* [13], which maintains the history of objective values of previously visited solutions in a list of a given size and decides to accept a worsening solution by comparing the objective value to the oldest item in that list. [10] reported the success of the *Simulated Annealing* move acceptance method. Simulated annealing accepts non-improving moves with a probability provided in Equation 4.

$$p_t = e^{-\frac{\Delta f}{\Delta F(1-\frac{t}{T})}} \quad (4)$$

where Δf is the quality change at step t , T is the maximum number of steps, ΔF is an expected range for the maximum quality change in a solution after applying a heuristic.

[20] used the *Great Deluge* as a move acceptance strategy. It accepts non-improving moves if the objective value of the solution is better or equal to an expected objective value, named as level at each step. The objective value of the first generated candidate solution is used as the initial level and the level is updated at a linear rate towards a final objective value as shown in Equation 5.

$$\tau_t = f_0 + \Delta f \times \left(1 - \frac{t}{T}\right) \quad (5)$$

where τ_t is the threshold level at step t in a minimisation problem, T is the maximum number of steps, ΔF is an expected range for the maximum fitness change and f_0 is the final objective value. More on hyper-heuristics can be found in [4, 21].

3. METHODOLOGY

A candidate solution is encoded using a direct representation in the form of a matrix. The objective (cost) function is described in Equation 3.

3.1. The LAHC Approach

The winner approach of the magic squares competition, denoted as LAHC, employed two different approaches each with a different set of heuristics based on the size of a given problem. The first set is used on small problems, where magic square of odd order less than or equal 23, and a magic square of even order less than or equal 18. The second set is used on large problems where magic square of order 20, 22 or larger than 23.

3.1.1. Small Problems

L is set to 1000. Initially, the square is filled randomly and the constraint sub-matrix $S_{3 \times 3}$ is fixed at its right location (i, j) . Only one heuristic is applied and it is designed so as not to violate the proposed constraint², which swaps two randomly selected entries.

3.1.2. Large Problems

The approach uses a nested mechanism to construct the magic square. The square is divided into several sub-matrices called *Magic Frames* with size of $l \times l$ and $l \leq n$, where only border two rows and two columns are non-zero. The sum of numbers at the border rows and columns are equal to the magic number $M(l)$. The sum of numbers in other rows, columns and diagonals are equal to $l \times l + 1$. The magic square constructed by recursively inserting the magic frames or by placing a smaller magic square inside the magic frame. Example of magic frame of size $l = 4$:

$$\begin{bmatrix} 7 & 2 & 14 & 11 \\ 16 & 0 & 0 & 1 \\ 5 & 0 & 0 & 12 \\ 6 & 15 & 3 & 10 \end{bmatrix}$$

Initially, the magic frame is filled randomly with the necessary set of numbers and their counterparts (e.g. 16 and its counterpart 1 as shown in the above example). The constraint sub-matrix $S_{3 \times 3}$ is fixed at its right location (i, j) if the frame contains some of them. The L is set to 50000. The evaluation function of constructing the magic frames measures the sum of absolute values of the distance from the Magic number from the sum of the first row and the sum of the first column numbers. The heuristics are designed so as not to violate the constraint. The heuristics are described as follows:

- **H1:** Swap randomly with its counterpart (e.g. swap 16 and 1 shown in the above magic frame).
- **H2:** Swap randomly two entries and their counterparts (e.g. swap 3 with 5 and 12 with 14 shown in the above magic frame).

The LAHC approach selects one of the two heuristics randomly with H2 has a higher probability to be selected.

If the contiguous submatrix $S_{3 \times 3}$ is closed to the border, then we only need to construct magic frames starting from the outer border until we cover the contiguous submatrix, then apply the well known magic square construction methods to fill the unfilled matrix. The construction methods are: Siamese method for odd squares of order n , LUX method for singly even order, and for doubly even order, the LAHC is applied to construct one outer magic frame then applying the LUX method to fill the remaining (for more about Siamese and LUX methods, see [11]). If the contiguous

²http://www.cs.nott.ac.uk/~yxb/I0C/LAHC_MSQ.pdf

submatrix is placed deeply inside, then the following swap moves is applicable. Considering four vertices of the matrix P1, P2, P3 and P4, if P1+P2=P3+P4 and they are not in any of the both diagonals, then it is possible to swap P1 with P3 and P2 with P4 without violating the magic constraints. By using this property, the contiguous submatrix $S_{3 \times 3}$ can be placed close to the border and then moved into the location (i, j) ³.

3.2. Hyper-heuristic Methods

A set of selection hyper-heuristics combining different heuristic selection methods and acceptance criteria are applied to solve the constraint-version magic squares problem. Similar to the LAHC approach, two different set of low level heuristics based on the size of the problem are employed. The first set is applicable to the small size of the problem (magic square of odd order less than or equal 23, and a magic square of even order less than or equal 18); and the second set to large size of the problem.

3.2.1. First Set of Low Level Heuristics

Initially, the square is filled randomly and the constraint sub-matrix $S_{3 \times 3}$ is fixed at its right location at (i, j) . Nine low level heuristics are implemented. The low level heuristics randomly modify a complete solution in different ways while respecting the given constraint.

- **LLH1:** Swap two entries that fixes the magic number violation by trying to select an entry that is not in a row, column or diagonal satisfying the magic rule. Then swap this entry with another entry so as to satisfy, hopefully, the magic rule for the selected row, column or diagonal.
- **LLH2:** Select two rows, columns or diagonals randomly to swap as a whole.
- **LLH3:** Select largest sum of row, column or diagonal and smallest sum of row, column or diagonal and swap the largest element from the first with smallest in the second.
- **LLH4:** Similar to LLH1. The only difference is that the process is repeated until satisfying the magic rule for the selected row, column or diagonal; or until no improvement is observed.
- **LLH5:** Select two rows randomly k and l , fix violations by swapping entries on a single column s for the rows [11]. The swap occurs if and only if:

$$\sum_{j=1}^n a_{k,j} - M(n) = M(n) - \sum_{j=1}^n a_{l,j} = a_{k,s} - a_{l,s} \quad k \neq l$$

Similarly, for two randomly selected columns k and

l , the swap will occur if:

$$\sum_{i=1}^n a_{i,k} - M(n) = M(n) - \sum_{i=1}^n a_{i,l} = a_{s,k} - a_{s,l} \quad k \neq l$$

- **LLH6:** Swap two randomly selected entries which are not on the row, column or diagonal that satisfy the magic number rule.
- **LLH7:** Select two rows randomly k and l , fix the violations by swapping entries on two columns s and t separately for the rows [11], where $k \neq l$, $s \neq t$ and a swap occurs if and only if:

$$\sum_{j=1}^n a_{k,j} - M(n) = M(n) - \sum_{j=1}^n a_{l,j} = a_{k,s} - a_{l,s} + a_{k,t} - a_{l,t}$$

Similarly, for two randomly selected columns k and l , the swaps will occur if:

$$\sum_{i=1}^n a_{i,k} - M(n) = M(n) - \sum_{i=1}^n a_{i,l} = a_{s,k} - a_{s,l} + a_{t,k} - a_{t,l}$$

- **LLH8:** Fix violations on a diagonal as much as possible. Mathematically [11]: for $i, j = 1, 2, \dots, N$ and $i \neq j$:

Swap $a_{i,i}$ with $a_{j,i}$ and $a_{i,j}$ with $a_{j,j}$ if:

$$a_{i,i} + a_{i,j} = a_{j,i} + a_{j,j} \quad \text{and} \\ (a_{i,i} + a_{j,j}) - (a_{i,j} + a_{j,i}) = \sum_{i=1}^n a_{i,i} - M(n)$$

Swap $a_{i,j}$ with $a_{(n+1-j),j}$ and $a_{i,(n+1-i)}$ with $a_{(n+1-j),(n+1-i)}$ if:

$$a_{i,j} + a_{i,(n+1-i)} = a_{(n+1-j),j} + a_{(n+1-j),(n+1-i)} \quad \text{and} \\ (a_{i,(n+1-i)} + a_{(n+1-j),j}) - (a_{i,j} + a_{(n+1-j),(n+1-i)}) \\ = \sum_{i=1}^n a_{(n+1-i),i} - M(n)$$

Swap row i and j if:

$$(a_{i,i} + a_{j,j}) - (a_{i,j} + a_{j,i}) = \sum_{i=1}^n a_{i,i} - M(n) \quad \text{and} \\ (a_{i,(n+1-i)} + a_{j,(n+1-j)}) - (a_{i,(n+1-j)} + a_{j,(n+1-i)}) \\ = \sum_{i=1}^n a_{(n+1-i),i} - M(n)$$

Swap column i and j if:

$$(a_{i,i} + a_{j,j}) - (a_{i,j} + a_{j,i}) = \sum_{i=1}^n a_{i,i} - M(n) \quad \text{and} \\ (a_{(n+1-i),i} + a_{(n+1-j),j}) - (a_{(n+1-j),i} + a_{(n+1-i),j}) \\ = \sum_{i=1}^n a_{(n+1-i),i} - M(n)$$

³http://www.cs.nott.ac.uk/~yxb/IOC/LAHC_MSQ.pdf

Swap row i and $(n + 1 - i)$ if:

$$(a_{i,i} + a_{(n+1-i),(n+1-i)}) - (a_{i,(n+1-i)} + a_{(n+1-i),i}) \\ = \sum_{i=1}^n a_{i,i} - M(n) = M(n) - \sum_{i=1}^n a_{(n+1-i),i}$$

- **LLH9:** Select the row, column or diagonal with the largest sum and row, column or diagonal with the lowest sum and swap each entry with a probability of 0.5.

3.2.2. Second Set of Low Level Heuristics

The second set of the low level heuristics has only two low level heuristics and are applicably to relatively large size of the problems. The same construction and evaluation methods developed by the winner approach are used. The approach uses a nested mechanism to construct the magic square by dividing the matrix into magic frames just as explained previously. The same heuristics which are used by LAHC to construct the magic frames are used as a low level heuristics for the hyper-heuristic framework, LLH1 is H1 and LLH2 is H2.

4. COMPUTATIONAL EXPERIMENTS

4.1. Experimental Design

A set of selection hyper-heuristics combining different heuristic selection methods and acceptance criteria are applied to the constraint-version magic squares problem. The seven heuristic selection methods {GR, SR, RD, RP, RPD, CF, TABU} are combined with six move acceptance methods {accepting all moves, accepting only improving moves, accepting improving and equal moves, simulated annealing, great deluge, naïve move acceptance} producing a total of 42 selection hyper-heuristics for experimentation. All computational experiments are performed on small instances from $n=10$ up to 23 with increments of 1 and large instances from $n=25, 50, 75, 100$ up to 2600 with increments of 100, unless mentioned otherwise. 2600 is chosen as the maximum order for the magic squares problem, as the winning approach of the magic square competition was able to solve a magic squares problem of order 2600 as the largest instance under a minute on the competition computer. Since the specification of the competition computer is not known, we performed our experiments on an i3 CPU M330 at 2.13GHz with a memory of 4.00GB and each one is repeated for 50 trials. A trial is terminated, as soon as a solution is found under one minute on our computer. The placement of the upper left-hand corner of the sub-matrix $S_{3 \times 3}$ within the main matrix has been arbitrarily selected to be at the position (1,4). A final set of experiments are performed for some n , using different random locations.

TABLE 2. Pairwise performance comparison of hyper-heuristics based on Mann-Whitney-Wilcoxon test for small n (upper triangle) and large n (lower triangle)

HH	SR	RD	RP	RPD	CF	TABU
SR	-	\leq	\leq	\leq	\geq	\leq
RD	\leq	-	\leq	\geq	\geq	\geq
RP	$>$	$>$	-	$>$	$>$	\geq
RPD	\geq	\geq	\leq	-	\geq	\geq
CF	$<$	$<$	$<$	$<$	-	\leq
TABU	$<$	$<$	$<$	$<$	$>$	-

The Mann-Whitney-Wilcoxon test [22, 23] is performed at a %95 confidence level in order to compare pairwise performance of two given algorithms, statistically. The following notation is used: Given A (row entry) versus B (column entry), $>$ ($<$) denotes that A (B) is better than B (A) and this performance variance is statistically significant, while \geq (\leq) indicates that A (B) performs slightly better than B (A).

4.2. Comparison of Selection Hyper-heuristics

All selection hyper-heuristics are tested with the goal of detecting the quickest one. Greedy based hyper-heuristics and any hyper-heuristic using one of the move acceptance methods in {accepting all moves, accepting only improving moves, accepting improving and equal moves, simulated annealing, great deluge} failed to construct the constraint-version magic squares within the time limits. The experiments show that hyper-heuristics using the naïve move acceptance method which accepts a worsening solution with a probability of %0.004 is the most successful approach. The threshold value of %0.004 is obtained after a series of parameter tuning experiments using different values in {%1, %0.1, %0.01, %0.001, %0.0001, %0.002, %0.003, %0.004, %0.005 and %0.006}. Table 1 provides the average execution time and the standard deviation in millisecond over 50 trials of arbitrarily chosen 10 sample instances from small and large orders of n for each. Hyper-heuristics using the selection methods from {SR, RD, RP, RPD, CF, TABU} combined with the naïve move acceptance are considered. From this point onward we will refer to a hyper-heuristic by its heuristic selection component, as its move acceptance component are the same. For small instances, CF and RPD perform the worst. RP and RD perform better than the other hyper-heuristics on average. Table 2 confirms all these observations. CF performs worse than all other hyper-heuristics and this performance difference is also statistically significant. RP is the best approach for large instances and this performance difference is statistically significant on all instances, except for $n = 100$.

TABLE 1. The average execution time (avr.) and the standard deviation (s.d.) in millisecond of 50 trials to construct magic squares of different orders (n)

n	SR		RD		RP		RPD		CF		TABU	
	avr.	s.d.	avr.	s.d.	avr.	s.d.	avr.	s.d.	avr.	s.d.	avr.	s.d.
10	212	181	231	228	250	456	272	259	230	173	211	178
11	174	134	210	204	164	142	222	222	191	156	172	141
13	224	176	240	153	241	160	216	144	280	200	280	247
14	309	190	270	172	327	250	283	253	320	209	339	227
15	370	273	410	382	308	231	371	312	358	256	400	343
16	460	361	392	335	397	313	428	296	554	522	328	235
18	591	405	623	468	684	632	631	478	651	370	794	517
19	892	767	785	670	659	461	788	442	915	705	777	548
21	1279	1178	953	777	819	657	1224	1234	1052	783	1202	957
23	1500	1325	1308	1030	1446	1256	1306	821	1823	1626	1274	700
25	22	14	21	19	14	13	17	18	28	30	21	20
50	50	34	45	30	39	28	44	33	78	41	69	45
100	61	39	73	45	56	49	53	39	106	70	70	45
200	130	89	164	124	113	85	137	92	177	111	201	121
400	305	187	270	210	260	188	328	229	452	299	369	275
800	633	363	822	467	556	290	786	326	1329	671	941	525
1000	861	488	758	462	692	464	911	534	1206	678	961	526
1500	1505	924	1348	685	1252	649	1637	907	1874	1268	1844	1158
2000	2377	1374	2726	1219	2036	881	2660	1263	4691	3218	3232	1893
2600	4433	2135	4544	2097	3684	155	3987	1780	6828	4876	4591	2616

4.3. Comparison of RP to the Best Known Heuristic Approach

Table 3 summarises the performance comparison of RP to the best previously proposed solution methodology (LAHC) which is the winner of the magic squares competition on some selected instances of order n . The RP based hyper-heuristic outperforms the LAHC approach in all the performance measures, including average execution time, maximum and minimum time in millisecond for all n . Moreover, the standard deviation associated with the average execution time of RP is lower than LAHC in all cases.

Figure 2 provides the sample box plots of run times obtained by LAHC and RP for the problem when $n=21, 23, 2000$ and 2600 . The Mann-Whitney-Wilcoxon test confirms that the RP based hyper-heuristic performs significantly better than the LAHC approach within a confidence interval of %95 for any given n .

The inclusion of multiple low level heuristics and the stochastic nature of the hyper-heuristic makes it extremely difficult to compute the running time complexity of the overall algorithm. Hence, a regression model is formed based on large n . 50 trials to construct magic square of various orders from $n=1000$ to 2900 with increments of 100 have been considered for the regression model. Table 4 provides the Root Mean Square Error (RMSE) to indicate the quality of the fit. The random permutation based hyper-heuristic and the LAHC runs in $O(n)$ time. RP has a smaller constant multiplier and RMSE values when compared to LAHC, showing that RP runs predictably faster than LAHC.

A final set of experiments are performed to observe

TABLE 4. Regression models to predict the running time complexity of the random permutation hyper-heuristic and the RMSE.

Approach	General Model	Coefficients	RMSE
RP	$a \cdot n$	$a = 1.359$	1523
LAHC	$a \cdot n$	$a = 3.311$	4745

the behaviour of RP and LAHC approach for the instances of orders $n=21, 23, 2000$ and 2600 varying the placement of the upper left-hand corner of the sub-matrix $S_{3 \times 3}$ at (i, j) . We generated 100 and 2000 random locations of (i, j) for small $n=21, 23$ and large $n=2000, 2600$, respectively. Figure 3 provides the box plots obtained from LAHC and RP for their running times showing that RP still performs significantly better than the LAHC approach for those n values.

4.4. A Performance Analysis of Low Level Heuristics under RP

Different low level heuristics contribute to the improvement of a solution in hand at different levels. *Utilisation rate* of a low level heuristic is the ratio of the number of low level heuristic invocations to the total number of heuristic invocations during a search process [9]. In both set of low level heuristics, it is observed that LLH1 generates more improving moves as compared to other heuristics. In the first set of low level heuristics, LLH1 and LLH4 are more successful with high utilisation rates in improving a candidate solution as compared to others, in general. Similarly, LLH2, LLH3, LLH6, LLH7 and LLH9 perform better than the rest in this respect. LLH5 and LLH8 do not seem to

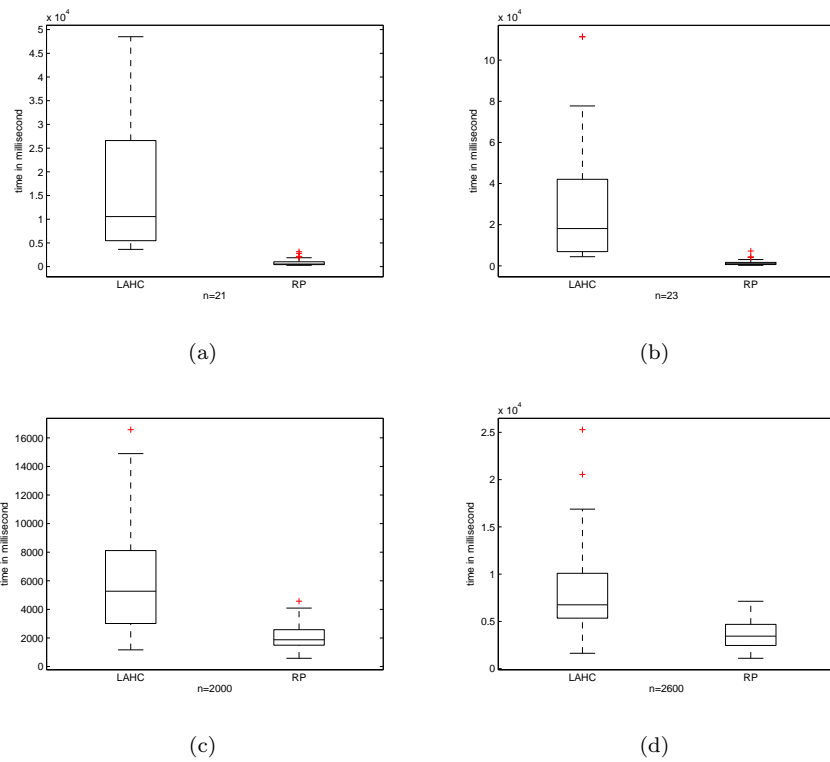


FIGURE 2. Box plots of execution time (in millisecond) from 50 runs for each hyper-heuristic constructing a constrained magic square for (a) $n=21$, (b) 23, (c) 2000 and (d) 2600.

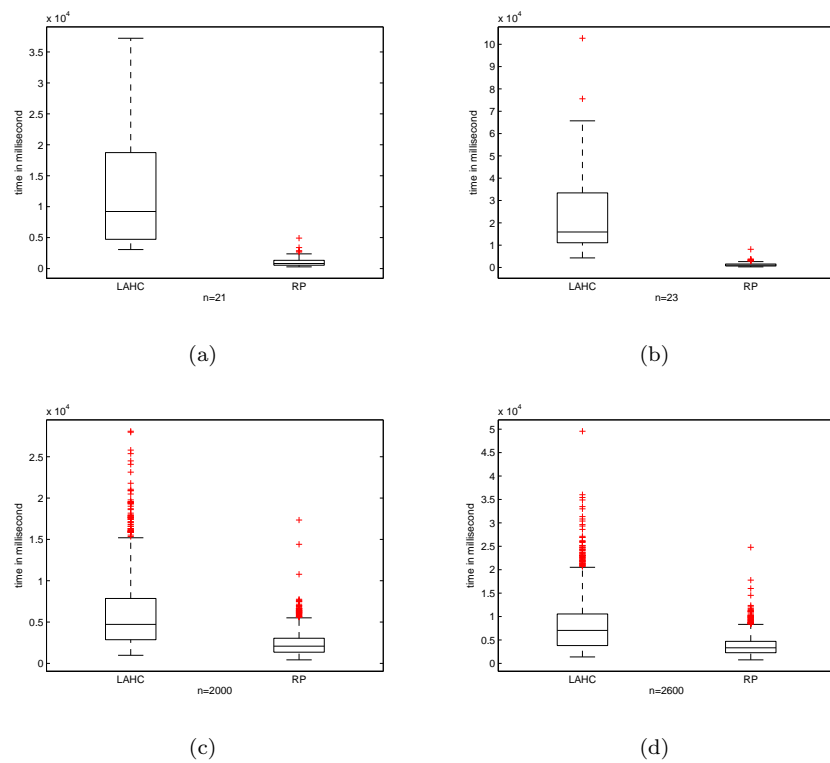


FIGURE 3. Box plots of execution time (in millisecond) from all runs for each hyper-heuristic constructing a constrained magic square using various randomly decided (i, j) locations for (a) $n=21$, (b) 23, (c) 2000 and (d) 2600.

TABLE 3. The average execution time (avr.), the standard deviation (s.d.), the maximum (max.) and the minimum (min.) in millisecond over 50 trials to construct magic squares of different orders (n)

n	LAHC				RP			
	avr.	s.d.	max.	min.	avr.	s.d.	max.	min.
10	3825	3221	13717	955	250	456	3204	41
11	3409	4070	21623	1104	164	142	649	23
13	4823	4595	26268	1282	241	160	842	41
14	7841	8284	45049	1823	327	250	1197	71
15	7026	5603	25355	2170	308	231	1029	87
16	8356	8106	39394	2162	397	313	1544	112
18	8268	5905	23708	2652	684	632	2950	154
19	11325	10572	57327	2966	659	461	2463	165
21	16061	12340	48495	3640	819	657	3140	279
23	27399	25735	111373	4434	1446	1256	7210	267
25	157	26	214	90	14	13	61	1
50	366	252	1595	229	39	28	122	6
100	415	351	1622	195	56	49	305	8
200	1249	1140	6377	364	113	85	395	13
400	1790	1498	6700	456	260	188	750	36
800	3960	2722	12628	533	556	290	1396	117
1000	4620	2775	11088	724	692	464	2265	141
1500	5676	3957	16717	889	1252	649	3304	316
2000	6161	3822	16570	1166	2036	881	4572	579
2600	8142	4971	25284	1628	3684	1559	7126	1099

be that useful at the first glance, but considering that a portion of the worsening moves are accepted after the application of this low level heuristic, it seems to serve as a "good" diversification component possibly in combination with the other heuristics. Figure 4 provides the utilisation rate of each low level heuristic considering improving moves only using a sample run for $n=21, 23, 2000$ and 2600 . Under RP, each low level heuristic is invoked 50% of the overall time for large n , but LLH1 achieved more improvement than LLH2. Moreover, it has been observed in almost all cases that 60-65% and 35-40% of the moves are improving when LLH1 and LHH2 are used, respectively.

It is possible to obtain different magic squares of a given order. The following squares are the examples of two constrained version of magic square of order 10 generated by the described hyper-heuristic approach:

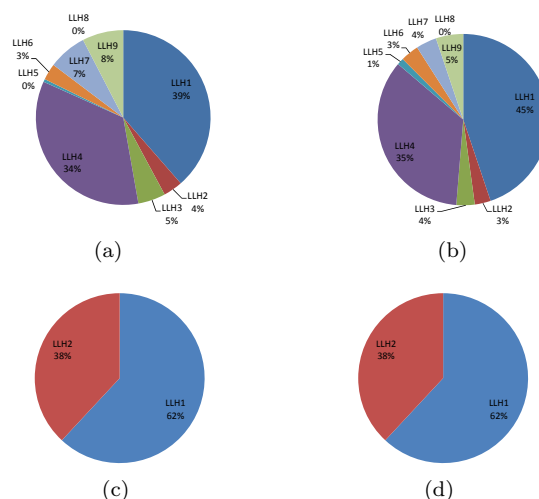


FIGURE 4. Utilisation rates of the low level heuristics based on improving moves only for (a) $n=21$, (b) 23, (c) 2000, and (d) 2600.

82	46	71	1	2	3	44	72	93	91
69	63	98	4	5	6	94	62	18	86
95	77	33	7	8	9	52	92	74	58
96	45	41	90	31	57	47	17	39	42
56	88	78	36	70	48	79	13	21	16
34	30	24	100	65	76	64	22	55	35
27	61	14	43	68	81	29	97	59	26
12	20	32	73	84	99	37	23	38	87
15	50	60	85	89	75	10	40	28	53
19	25	54	66	83	51	49	67	80	11

80	35	97	1	2	3	98	70	99	20
73	62	53	4	5	6	74	56	88	84
83	38	23	7	8	9	96	77	72	92
52	61	31	95	54	82	29	13	24	64
45	65	91	75	93	66	12	22	17	19
28	37	39	57	89	30	14	76	87	48
41	63	33	21	90	78	11	50	47	71
27	86	55	100	15	79	69	46	10	18
42	26	67	60	68	58	59	51	25	49
34	32	16	85	81	94	43	44	36	40

5. CONCLUSION

Hyper-heuristics have been shown to be effective solution methods across many problem domains. It has been observed that the performance selection hyper-heuristics may vary depending on the choice of heuristic selection and move acceptance components. [9] showed that the move acceptance is more influential on the performance of a selection hyper-heuristic if the number of low level heuristics is low and they are mutational. Then, the choice of move acceptance component becomes more crucial. In this study, different hyper-heuristics combining different selection and move acceptance methods are implemented as search methodologies to solve the constraint magic square problem. Unlike previous studies on hyper-heuristics, the performance of a hyper-heuristic is measured with its run-time rather than the quality of solutions obtained for the given problems. Still, the results confirm the previous observations. The random permutation based selection hyper-heuristic combined a naïve acceptance method ($RP - NAM$) turns out to be an extremely effective and efficient approach which runs faster than all other hyper-heuristics using different move acceptance methods. Learning requires time slowing down a selection hyper-heuristic and so hyper-heuristics with no learning using the naïve acceptance method are more successful than the learning hyper-heuristics regardless of whether the learning occurs within the heuristics selection or move acceptance component. $RP - NAM$ outperforms the best known heuristic approach based on Late Acceptance for constructing a constrained magic squares.

REFERENCES

- [1] Burke, E. K., Hart, E., Kendall, G., Newall, J., Ross, P., and Schulenburg, S. (2003) Hyper-heuristics: An emerging direction in modern search technology. In Glover, F. and Kochenberger, G. (eds.), *Handbook of Metaheuristics*, pp. 457–474. Kluwer.
- [2] Burke, E., Hyde, M., Kendall, G., Ochoa, G., Özcan, E., and Woodward, J. (2009) A classification of hyper-heuristics approaches. *Handbook of Metaheuristics*. Springer - in press.
- [3] Burke, E. K., Hyde, M. R., Kendall, G., Ochoa, G., Özcan, E., and Woodward, J. R. (2009) Exploring hyper-heuristic methodologies with genetic programming. In Kacprzyk, J., Jain, L. C., Mumford, C. L., and Jain, L. C. (eds.), *Computational Intelligence*, Intelligent Systems Reference Library, **1**, pp. 177–201. Springer Berlin Heidelberg.
- [4] Ross, P. (2005) Hyper-heuristics. In Burke, E. K. and Kendall, G. (eds.), *Search Methodologies: Introductory Tutorials in Optimization and Decision Support Techniques*, chapter 17, pp. 529–556. Springer.
- [5] Cowling, P., Kendall, G., and Soubeiga, E. (2001) A hyperheuristic approach to scheduling a sales summit. *Selected papers from the Third International Conference on Practice and Theory of Automated Timetabling*, London, UK, pp. 176–190. Springer-Verlag.
- [6] Fisher, H. and Thompson, G. L. (1963) Probabilistic learning combinations of local job-shop scheduling rules. In Muth, J. F. and Thompson, G. L. (eds.), *Industrial Scheduling*, New Jersey, pp. 225–251. Prentice-Hall, Inc.
- [7] Özcan, E., Bykov, Y., Birben, M., and Burke, E. (2009) Examination timetabling using late acceptance hyper-heuristics. *Evolutionary Computation, 2009. CEC '09. IEEE Congress on*, may, pp. 997–1004.
- [8] Pisinger, D. and Ropke, S. (2007) A general heuristic for vehicle routing problems. *Computers and Operations Research*, **34**, 2403–2435.
- [9] Özcan, E., Bilgin, B., and Korkmaz, E. E. (2008) A comprehensive analysis of hyper-heuristics. *Intelligent Data Analysis*, **12**, 3–23.
- [10] Bilgin, B., Özcan, E., and Korkmaz, E. (2007) An experimental study on hyper-heuristics and final exam scheduling. *Practice and Theory of Automated Timetabling VI*, pp. 394–412. Springer.
- [11] Xie, T. and Kang, L. (2003) An evolutionary algorithm for magic squares. *Evolutionary Computation, 2003. CEC '03. The 2003 Congress on*, dec., pp. 906 – 913.
- [12] Burke, E. K. and Bykov, Y. (2012) The late acceptance hill-climbing heuristic. Technical Report Technical Report No. CSM-192. Computing Science and Mathematics, University of Stirling.
- [13] Burke, E. K. and Bykov, Y. (2008) A Late Acceptance Strategy in Hill-Climbing for Exam Timetabling Problems. *PATAT '08 Proceedings of the 7th International Conference on the Practice and Theory of Automated Timetabling*.
- [14] Abuhamdah, A. (2010) Experimental result of late acceptance randomized descent algorithm for solving course timetabling problems. *IJCSNS-International Journal of Computer Science and Network Security*, **10**, 192–200.
- [15] Verstichel, J. and Vanden Berghe, G. (2009) A late acceptance algorithm for the lock scheduling problem. In Voss, S., Pahl, J., and Schwarze, S. (eds.), *Logistik Management*, pp. 457–478. Physica-Verlag HD.
- [16] Nareyek, A. (2003) Choosing search heuristics by non-stationary reinforcement learning. In Resende, M. G. C. and de Sousa, J. P. (eds.), *Metaheuristics: Computer Decision-Making*, chapter 9, pp. 523–544. Kluwer.
- [17] Özcan, E. and Kheiri, A. (2012) A hyper-heuristic based on random gradient, greedy and dominance. In Gelenbe, E., Lent, R., and Sakellari, G. (eds.), *Computer and Information Sciences II*, pp. 557–563. Springer London.
- [18] Burke, E. K., Kendall, G., and Soubeiga, E. (2003) A tabu-search hyperheuristic for timetabling and rostering. *Journal of Heuristics*, **9**, 451–470.
- [19] Burke, E. K., Curtois, T., Hyde, M. R., Kendall, G., Ochoa, G., Petrovic, S., Rodríguez, J. A. V., and Gendreau, M. (2010) Iterated local search vs. hyper-heuristics: Towards general-purpose search algorithms. *IEEE Congress on Evolutionary Computation*, pp. 1–8.
- [20] Kendall, G. and Mohamad, M. (2004) Channel assignment optimisation using a hyper-heuristic. *Proceedings of the 2004 IEEE Conference on Cybernetic and Intelligent Systems (CIS2004)*, Singapore, 1-3 December, pp. 790–795.

- [21] Burke, E. K., Gendreau, M., Hyde, M., Kendall, G., Ochoa, G., Özcan, E., and Qu, R. (2013) Hyper-heuristics: A survey of the state of the art. *Journal of the Operational Research Society*, to appear , ?
- [22] Fagerland, M. W. and Sandvik, L. (2009) The wilcoxon–mann–whitney test under scrutiny. *Statistics in Medicine*, **28**, 1487–1497.
- [23] Kruskal, W. H. (1957) Historical notes on the wilcoxon unpaired two-sample test. *Journal of the American Statistical Association*, **52**, pp. 356–360.