

# Cooperative hunting and meat sharing 400–200 kya at Qesem Cave, Israel

Mary C. Stiner<sup>a,1</sup>, Ran Barkai<sup>b</sup>, and Avi Gopher<sup>b</sup>

<sup>a</sup>School of Anthropology, University of Arizona, Tucson, AZ 85721-0030; and <sup>b</sup>Institute of Archaeology, Tel Aviv University, Tel Aviv 69978, Israel

Edited by James F. O'Connell, University of Utah, Salt Lake City, UT, and approved May 15, 2009 (received for review January 21, 2009)

Zooarchaeological research at Qesem Cave, Israel demonstrates that large-game hunting was a regular practice by the late Lower Paleolithic period. The 400- to 200,000-year-old fallow deer assemblages from this cave provide early examples of prime-age-focused ungulate hunting, a human predator–prey relationship that has persisted into recent times. The meat diet at Qesem centered on large game and was supplemented with tortoises. These hominins hunted cooperatively, and consumption of the highest quality parts of large prey was delayed until the food could be moved to the cave and processed with the aid of blade cutting tools and fire. Delayed consumption of high-quality body parts implies that the meat was shared with other members of the group. The types of cut marks on upper limb bones indicate simple flesh removal activities only. The Qesem cut marks are both more abundant and more randomly oriented than those observed in Middle and Upper Paleolithic cases in the Levant, suggesting that more (skilled and unskilled) individuals were directly involved in cutting meat from the bones at Qesem Cave. Among recent humans, butchering of large animals normally involves a chain of focused tasks performed by one or just a few persons, and butchering guides many of the formalities of meat distribution and sharing that follow. The results from Qesem Cave raise new hypotheses about possible differences in the mechanics of meat sharing between the late Lower Paleolithic and Middle Paleolithic.

Acheulo-Yabrudian | Levant | zooarchaeology | cut marks | Lower Paleolithic

Carnivory and meat sharing are central features of the social lives of recent hunter-gatherers (1–6), such that these behaviors must embody important evolutionary developments in human economics and social relationships (e.g., ref. 2). Meat is one of the highest quality foods that humans may eat, and it is among the most difficult resources to harvest from the environment. The roots of carnivory are known to stretch deep into the past (7–8). The development of meat provisioning and sharing systems is less well-understood. Because of their strong links to social relations and energetics, changes in meat-sharing behaviors during the Lower Paleolithic may have paralleled the last burst in hominin brain expansion between roughly 500 and 250,000 years ago (9).

In the Levant, the culture complex dating to this period is known as the Acheulo-Yabrudian or “Mugharan Tradition” (10–11), based on stratigraphy and distinctive stone tool industries. Information on the subsistence practices and social adaptations that accompanied the physiological changes has been limited up to now by the small samples available for study, poor faunal preservation, or severe cementation of site sediments (11–15). Qesem Cave (Fig. 1) stands apart in that it contains large, well-preserved faunal assemblages alongside lithic artifacts (16–18) in soft or lightly concreted deposits. Located at the interface of the Samaria Hills and the Mediterranean coastal plain, the cave and its sediments were shaped by karst dissolution (19). The sediments are generally in situ. <sup>230</sup>Th/<sup>234</sup>U dates on speleothems (20) indicate that hominins visited the cave repeatedly between circa 400,000 to 200,000 years ago.

The 7.5-m sediment column in Qesem Cave is divided into Lower and Upper Sequences (21). Lithic artifacts and bones damaged by tools or fire co-occur consistently in the deposits and are abundant in every layer. The Lower Sequence averages 3 m thick and is

dominated by clastic sediments. Here, wood ash remnants generally occur in small amounts, but they are abundant near the top of this deposit. The Upper Sequence is rich in wood ash, most of which was completely combusted and reworked locally. Thus far, intact hearth features have been found in the contact zone between the Lower and Upper Sequences, and possibly also within the Upper Sequence. Burned bones are common throughout the site (Table 1), but concentrations of burned bones generally follow the northeastwardly retreat of the cave entrance (21).

A faunal sample of 4,740 identified specimens (NISP; 2,808 of these are species-specific identifications) (Tables 2 and 3) and 38,976 nondiagnostic fragments from the 2001–2003 excavations at Qesem Cave provides robust findings on hominin prey choice and butchering, cooking, and meat-sharing practices during the late Lower Paleolithic. The faunal samples were divided for analytical purposes into vertical units I and II within the Upper Sequence and units III–V within the Lower Sequence. Data on Middle and Upper Paleolithic faunal records from Hayonim (22), Misliya (23), and Kebara Caves (24, 25) and the open site of Gesher Benot Ya'akov (26) in the southern Levant (Fig. 1) and Üçağızlı Caves I and II in the northern Levant (27) provide points of comparison.

## Results

Fallow deer (*Dama cf. mesopotamica*) was the main prey animal throughout the late Lower Paleolithic occupations of Qesem Cave (73–76% of specimens that could be identified to species). Other prey were aurochs (*Bos*), horse (*Equus*, caballine form), wild pig (*Sus scrofa*), tortoise (*Testudo cf. graeca*), wild goat (*Capra aegagrus*), red deer (*Cervus elaphus*), roe deer (*Capreolus capreolus*), wild ass (*Equus cf. hydruntinus*), and rarely, rhinoceros (*Dicerorhinus hemitoechus*). There is little variation in the prey spectrum through time (Table 2).

The macromammal assemblages contain only palearctic species, in contrast to earlier and later faunal records of the southern Levant. Palearctic mammals had begun to swamp all other biotic influences (Turanian, Afro-Arabian) by the late Acheulean period. The effect intensified during the subsequent Acheulo-Yabrudian (12, 28, 29). Speleothem records from Soreq and Peqin Caves (30) do not cover the entire temporal span of the Qesem sedimentary series, but available data indicate that cooler, wetter conditions prevailed 250–185,000 years ago in the southern Levant and in the eastern Mediterranean as a whole. Markedly drier conditions followed with the beginning of the Middle Paleolithic period.

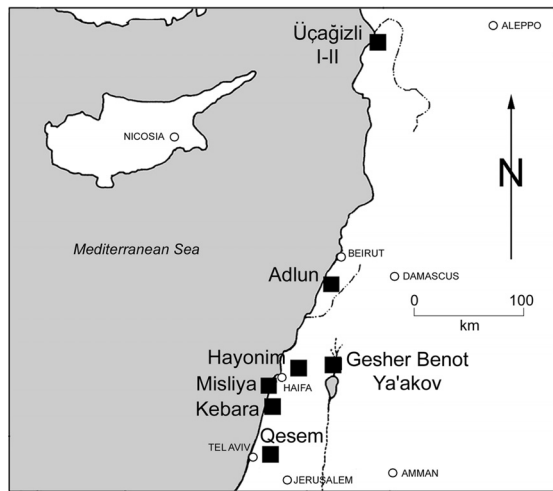
Cut marks occur on 9–12% of ungulate bone fragments (Table 1), except for the very small sample from Unit I. Cone fractures caused by stone hammers, typical of marrow extraction (7, 8, 31), occur on 19–31% of the ungulate bone fragments and are somewhat more frequent in the older layers. Cut marks and cone fractures are at least twice as abundant on the Qesem ungulate remains as they are in a wide range of Mediterranean Middle and

Author contributions: M.C.S. designed research; M.C.S. performed research; M.C.S. analyzed data; and M.C.S., R.B., and A.G. wrote the paper.

The authors declare no conflict of interest.

This article is a PNAS Direct Submission.

<sup>1</sup>To whom correspondence should be addressed. E-mail: mstiner@email.arizona.edu



**Fig. 1.** Locations of selected Paleolithic cave sites in the Mediterranean hills of the Levant.

Upper Paleolithic faunas studied by the same methods (1–4% cut marked; 5–18% cone fractured; refs. 22 and 32).

Gnawing damage from carnivores and hyena coprolites are present in some of the Qesem assemblages, but these traces are extremely rare (Table 1). No gnawing damage from rodents was found, although a few porcupine bones are present. Burning damage is common only on ungulate and tortoise bones (12–19%), demonstrating the economic importance of these animals to the hominins. The bones of large birds (probably owls) and hyenas were never burned, probably because these animals were occasional visitors to the cave rather than prey carried in by the hominins.

The frequency of burning damage on the bones of fallow deer and other medium-sized ungulates—the most abundant prey category—varies according to body part (Fig. 2). Bones of the skull, axial column (spine, ribs, pelvis), scapula, and ulna are less often burned than the limb bones that possess large medullary cavities ( $\chi^2 = 54.6$ , df 16,  $P < 0.0001$ ), the latter being seasonally rich sources of consolidated bone marrow. Slow roasting is the simplest way to prepare heads for consumption, yet burning damage is uncommon on these parts. The equivalent frequencies of crania and mandibles may mean that the skulls were roasted whole, with soft tissue effectively shielding the fresh bones and teeth from the flames and coals. The presence of fetal bones and the lack of deer antlers in the assemblages suggest that some of the hunting activities took place in late winter through early summer, when dietary fat would have been at a premium and myelin-covered nerve tissues of the head especially valuable food (33).

A similar burning bias for ungulate limb bones is found at the late Middle Paleolithic site of Kebara Cave (60–50 kya). Here, the bias is attributed to techniques of marrow extraction (33) because gentle localized heating of complete bones aids in preparing the marrow for consumption (31). At Qesem, however, the ends and shafts of the major limb bones are burned at similarly high rates, pointing to

**Table 1. Frequency of damage types on all ungulate bones (% of NISP) by vertical unit**

Damage type	Unit I	Unit II	Unit III	Unit IV	Unit V
Burning, %	4	19	13	12	12
Cone (percussion) fractures, %	0	20	19	31	25
Cut marks, %	2	9	11	12	10
Gnawing, %	0	<	<	<	0
Atmospheric weathering, %	0	1	1	1	1
Total NISP sampled	53	907	1,057	1,198	328

Teeth are excluded. <, present at less than 1% of NISP.

**Table 2. Prey frequencies based on the number of identified skeletal specimens (NISP) by vertical unit in Qesem Cave**

Taxon/body-size class	Unit I, NISP	Unit II, NISP	Unit III, NISP	Unit IV, NISP	Unit V, NISP
Lacertidae	—	4	—	—	—
<i>Testudo cf. graeca</i>	1	15	15	29	28
Medium bird	—	—	1	1	4
Large bird (e.g. Strigidae)	—	1	1	—	1
<i>Hystrix indica</i>	—	7	2	8	6
Small ungulate	2	—	4	3	4
<i>Capreolus sp.</i>	—	1	1	—	—
<i>Capra aegagrus</i>	—	—	2	1	—
<i>Dama cf. mesopotamica</i>	33	524	579	731	236
<i>Sus scrofa</i>	—	9	22	20	4
<i>Equus cf. hydruntinus</i>	—	1	4	7	—
Medium ungulate	8	320	438	718	199
Cervidae	1	36	23	43	25
<i>Cervus elaphus</i>	—	12	13	1	2
<i>Equus caballus</i>	—	26	53	39	1
<i>Bos primigenius</i>	9	46	56	76	13
Large ungulate	—	25	61	55	12
<i>Dicerorhinus hemitoechus</i>	—	6	16	14	1
Megafauna	—	4	2	2	—
Medium mammal	4	1	29	14	4
Hyaenidae	—	2	12*	1*	—
Total	58	1,040	1,334	1,768	540

Counts by taxon-specific and body-size classes combined. —, not present. \*Five specimens from Unit III and one from Unit IV are hyena coprolites.

the randomizing overprint of postdepositional burning (34). The burning damage is comparatively intense, and calcination (complete combustion) of bones is commonplace. The limb bones do not appear to have been used as supplemental fuel (*cf.* ref. 35), because grease-rich limb ends were burned no more often than limb shaft fragments. The generally higher rate of burning for the major limb bones nonetheless suggests that processing and discard of these body parts occurred in close proximity to hearths.

The mortality patterns of the Qesem fallow deer (Table 4) speak to the hunting capabilities of early hominins and the development of prime-age-focused harvesting, a uniquely human predator–prey relationship (36). Prey mortality patterns are mediated principally by a predator's approach to its quarry. A fundamental division exists between the death patterns produced by long chase hunters (wolves, wild dogs, cheetahs, spotted hyenas), which tend to kill young, old, or weak individuals and produce attritional or U-shaped mortality patterns, and stalk-and-ambush hunters (lions, tigers, leopards) that are generally less selective and whose large-prey kill patterns usually resemble the structure of the living prey populations. The contrasting ways that chasers and stalkers interact with


**Table 3. Prey frequencies based on taxon-specific percentages for mammals and tortoises in Qesem Cave**

Taxon	Unit I	Unit II	Unit III	Unit IV	Unit V
<i>Testudo cf. graeca</i> , %	2	2	2	3	9
<i>Hystrix indica</i> , %	0	1	<	1	2
<i>Capreolus sp.</i> , %	0	<	<	0	0
<i>Capra aegagrus</i> , %	0	0	<	<	0
<i>Dama cf. mesopotamica</i> , %	75	76	73	75	75
<i>Sus scrofa</i> , %	0	1	3	2	1
<i>Equus cf. hydruntinus</i> , %	0	<	<	1	0
Cervidae, %	2	5	3	4	8
<i>Cervus elaphus</i> , %	0	2	2	<	1
<i>Equus caballus</i> , %	0	4	7	4	<
<i>Bos primigenius</i> , %	20	7	7	8	4
<i>Dicerorhinus hemitoechus</i> , %	0	1	2	1	<
Hyaenidae, %	0	<	1	0	0
Total taxon-specific NISP	44	685	793	970	316

<, present at much less than 1% of NISP.







**Fig. 5.** Clustered cut marks on ungulate limb shaft fragments from (A) late Lower Paleolithic Qesem Cave and (B) Middle Paleolithic layers of Üçağızlı Cave II.

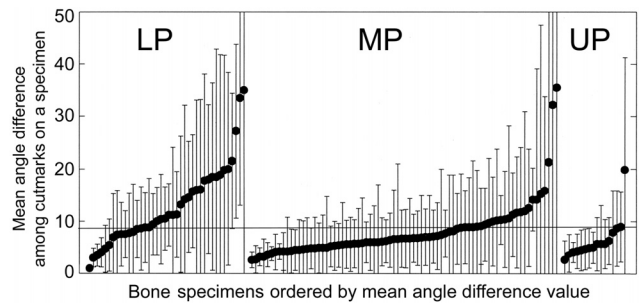
dominance of high utility parts in the Pleistocene Mediterranean cave sites is also consistent with the range of body parts that modern high-latitude foragers typically carry to residential sites (31). The assemblages created by recent arid-tropical foragers at residential camps can be quite different (44, 45), possibly because much meat eating, stripping, and drying is undertaken at kill sites (44) and these people use metal containers for boiling the meat on complex axial bones and grease extraction (32, 45).

The bias against low utility body-parts at Qesem Cave implies that the hominins often carried meat over long distances to supply the site with food. The consistency of the body-part biases over a long time-span also suggests that the hunters were very mobile as a rule and the number of persons available to help move meat to the cave was invariably small.

Cut marks are simple types with V-shaped cross-sections, made by slicing motions (46), and indicate a narrow range of flesh cutting and removal activities. Hack marks are present but rare, and no axial scraping marks were found. Lithic technology (16, 17, 47) and use-wear (48) analyses indicate that the most common cutting tools were unmodified blades, and there seems to have been little concern for renewing tool edges.

Many of the fragments from upper limb bones display loose aggregations of cut marks (3–44 strokes) (Fig. 5A). The comparatively high incidence of crossed marks and the diverse angles of the cut marks on the Qesem bones is striking in comparison to Middle and Upper Paleolithic faunas (Fig. 5B) from Mediterranean cave sites (22, 32). Because cut marks on the Qesem bones are concentrated on meaty skeletal elements, especially the humerus and femur (Fig. 2), the relatively chaotic arrangements of the cut marks cannot be explained as geological scratches (*cf.* ref. 29). Scratching from small-scale sediment movements (49) should be much less biased with respect to body part. Nor are the marks from excavators’ tools—many of the marks were discovered beneath light concretions, and the channels invariably share the coloration of the bone surfaces (50).

A quantitative comparison of variation in cut-mark angles tests the possibility of greater disorder in the Qesem assemblages relative



**Fig. 6.** Cut-mark angle differences (MDAA, means and sd) for limb shaft samples from the Acheulo-Yabrudian (late Lower Paleolithic; LP) of Qesem Cave in comparison to a Middle Paleolithic (MP) sample from Üçağızlı Cave I and an early Upper Paleolithic (UP) sample from Üçağızlı Cave I. Each point represents 1 bone specimen with multiple cut marks on its surface; specimen means are arranged in order of increasing value. Horizontal line represents the mean value for all specimens from all periods.

to Middle and early Upper Paleolithic cases from Üçağızlı Caves II and I, respectively. These comparison samples from southern Turkey formed in similar climatic and geologic environments, contain the same or similar prey (27) and body parts, and bone surface preservation and visibility is equivalent to that of the Qesem sample. All 3 sites contain multiple stratigraphic layers and faunal assemblages, and the samples represent time-averaged behavioral patterns. The cut-marked specimens in this comparison are compact bone fragments from limb shafts exclusively, many but not all of which could be attributed to skeletal element.

The differences in angles between adjacent cut marks were calculated (always between 0–90°). The mean of these measurements was then calculated for each bone specimen: This “mean difference of adjacent angles”, or MDAA, is the main parameter used to estimate the amount of variation in cut-mark angles per period. Given that fragment surface areas could affect the number and orientation of cut marks (51, 52), we estimated fragment sizes (cm<sup>2</sup>) by multiplying the length by the width.

Fig. 6 shows that the MDAA per specimen is more variable in the LP sample (Table 5). We also observed that fragment sizes (surface areas in cm<sup>2</sup>) are greater on average in the later samples, whereas the group mean angle difference for cut marks clearly decreases with time. However, Table 6 shows that, although MDAA is higher in the Lower Paleolithic sample than in the Upper or Middle Paleolithic samples, there are also significant differences in sample size. Thus, we must ask whether there is a causal (mechanical) relationship between fragment size and MDAA, or whether changes in the 2 variables represent independent temporal trends. A mechanical link between MDAA and fragment size would undermine a behavioral explanation for the trends.

The correlation between fragment size and MDAA approaches statistical significance for the aggregate sample containing all periods (Table 7). However, the coefficient of determination is very

**Table 5. Summary of mean difference of adjacent cut-mark angles (MDAA) for Qesem Cave (late Lower Paleolithic), Üçağızlı Cave II (Middle Paleolithic), and Üçağızlı Cave I (early Upper Paleolithic)**

Site	Period	N specimens	Group mean angle difference	Mean specimen surface area, cm <sup>2</sup>
Qesem	LP	38	13.4 ± 7.5	6.0 ± 3.7
Üçağızlı II	MP	78	8.1 ± 5.4	12.3 ± 6.5
Üçağızlı I	UP	16	6.4 ± 4.0	14.5 ± 8.3

Group mean is a mean of means for the site and period. LP, Lower Paleolithic; MP, Middle Paleolithic; UP, Upper Paleolithic.





**Table 8. Pair-wise tests of difference in central tendency (separate variance t-test and Mann-Whitney U) for MDAA between culture periods, for specimens with surface areas ranging between 5 and 15 cm<sup>2</sup>**

Sub-sample pair	Means	t value	df	P	Medians	Mann-Whitney U	n	P
LP, MP	11.4, 7.4	2.594	24.4	0.016	9.7, 6.3	734	18, 54	0.001
LP, UP	11.4, 5.3	3.889	23.4	0.001	9.7, 4.5	140	18, 9	0.002

meat-sharing between the late Lower Paleolithic and the Middle Paleolithic periods.

## Materials and Methods

Burning damage on bones was identified by using a combination of microscopic (60) and macroscopic criteria on identifiable and unidentifiable specimens (34). A large fraction of each faunal assemblage from Qesem Cave was subjected to an intensive analysis of surface damage traces (NISP = 3,680, or 78% of all identified specimens). For the cut-mark study, specimens with multiple cut marks (3–44 strokes) were extracted from each assemblage in the order in which they were encountered during general zooarchaeological analysis, so the sample is representative. Low-level microscopy was used to identify tool marks on the Qesem bones, and the surface of every specimen was examined. Measurements of cut-mark angles were made on high-

resolution digital images, with the natural long axis of the bone oriented vertically. Angle measurements on each bone specimen began at the lower left area of the image and advanced arbitrarily to the next closest mark until the angle of every stroke was recorded.

**ACKNOWLEDGMENTS.** We thank A. Frumkin, P. Karkanas, S. Kuhn, C. Lemorini, R. Shahack-Gross, and R. Shimelmitz, among others, for sharing their expertise and results with us during this research. S. Kuhn, R. L. Lyman, A. Jelinek, N. Goren-Inbar, and one anonymous reviewer provided many insightful comments for strengthening the manuscript, for which we are very grateful. The zooarchaeological research was supported by the National Science Foundation Grant BCS-0410654 and a Magellan Circle Earl H. Carroll College of Social and Behavioral Sciences Faculty Fellowship. The Qesem Cave excavation project has been supported by the Israel Science Foundation, CARE Archaeological Foundation, Leakey Foundation, Wenner-Gren Foundation, and the Thyssen Foundation.

- Bird-David N (2005) in *Property and Equality*, eds Widlok T, Tadesse WG (Berghahn, New York), Vol 1, pp 201–216.
- Hawkes K, O'Connell JF, Jones NGB (1991) Hunting income patterns among the Hadza—Big game, common goods, foraging goals and the evolution of the human diet. *Phil Trans Royal Soc London B* 334:243–251.
- Ichikawa M (2005) in *Property and Equality*, eds Widlok T, Tadesse WG (Berghahn, New York), Vol 1, pp 151–164.
- Kelly R (1995) *The Foraging Spectrum: Diversity in Hunter-Gatherer Lifeways* (Smithsonian Institution Press, Washington DC).
- Layton R (2005) in *Property and Equality*, eds Widlok T, Tadesse WG (Berghahn, New York), Vol 1, pp 130–150.
- Winterhalder B (1987) Gifts given, gifts taken: The behavioral ecology of nonmarket, intragroup exchange. *J Anthropol Arch* 5:121–168.
- Blumenshine R, Selvaggio MM (1998) Percussion marks on bone surfaces as a new diagnostic of hominid behaviour. *Nature* 333:763–765.
- Potts R (1988) *Early Hominid Activities at Olduvai* (Aldine de Gruyter, New York).
- Rightmire GP (2003) Brain size and encephalization in early to mid-Pleistocene *Homo*. *Am J Phys Anthropol* 124:109–123.
- Rust A (1950) Die Höhlenfunde von Jabrud (Syrien). *Offa-Bücher* (Wachholtz, Neumünster, Germany).
- Jelinek AJ (1990) in *The Emergence of Modern Humans*, ed Mellars P (Cornell Univ Press, Ithaca, NY), pp 81–90.
- Garrard AN (1983) in *Adlun in the Stone Age: The Excavations of D.A.E. Garrard in the Lebanon, 1958–1963*, ed Roe DA (B.A.R., Oxford), pp 397–413.
- Garrod DAE, Bate DMA (1937) *The Stone Age of Mount Carmel*, Vol 1 (Clarendon, Oxford).
- Jelinek AJ, Farrand WR, Haas G, Horowitz A, Goldberg P (1973) New excavations at the Tabun Cave, Mount Carmel, Israel, 1967–1972: A preliminary report. *Paléorient* 1:151–183.
- Weinstein-Evron M, et al. (2003) Introducing Misiya Cave, Mount Carmel, Israel: A new continuous Lower/Middle Paleolithic sequence in the Levant. *Eurasian Prehist* 1:31–55.
- Barkai R, Gopher A, Shimelmitz R (2006) Middle Pleistocene blade production in the Levant: An Amudian assemblage from Qesem Cave, Israel. *Eurasian Prehist* 3:39–74.
- Gopher A, et al. (2005) Qesem Cave: An Amudian site in central Israel. *J Israel Prehist Soc* 35:69–92.
- Barkai R, Gopher A, Lauritzen SE, Frumkin A (2003) Uranium series dates from Qesem Cave, Israel, and the end of the Lower Palaeolithic. *Nature* 423:977–979.
- Frumkin A, et al. (2009) Gravitational deformations and fillings of aging caves: The example of Qesem karst system, Israel. *Geomorphology* 106:154–164.
- Gopher A, et al. (2009) A contribution to the chronology of the late Lower Paleolithic in the Levant: U series dates of speleothems from the middle Pleistocene Acheulo-Yabrudian Qesem Cave, Israel. *Quaternary Geochronology*, in press.
- Karkanas P, et al. (2007) Evidence for habitual use of fire at the end of the Lower Paleolithic: Site formation processes at Qesem Cave, Israel. *J Human Evol* 53:197–212.
- Stiner MC (2005) *The Faunas of Hayonim Cave (Israel): A 200,000-Year Record of Paleolithic Diet, Demography & Society* (Peabody Museum Press, Cambridge, MA).
- Yeshurun R, Bar-Oz G, Weinstein-Evron M (2007) Modern hunting behavior in the early Middle Paleolithic: Faunal remains from Misiya Cave, Mount Carmel, Israel. *J Human Evol* 53:656–677.
- Speth JD, Tchernov E (1998) in *Neanderthals and Modern Humans in West Asia*, eds Akazawa T, Aoki K, Bar-Yosef O (Plenum Press, New York), pp 223–239.
- Bar-Yosef O, Meignen L (2007) *Kebara Cave Mt. Carmel, Israel: The Middle and Upper Paleolithic Archaeology, Part I*. (Peabody Museum Press, Cambridge, MA).
- Rabinovich R, Gaudzinski-Windheuser S, Goren-Inbar N (2008) Systematic butchering of fallow deer (*Dama*) at the early middle Pleistocene Acheulian site of Gesher Benot Ya'aqov (Israel). *J Human Evol* 54:134–149.
- Kuhn SL, et al. (2009) The early Upper Paleolithic occupations at Üçağızlı Cave (Hatay, Turkey). *J Human Evol* 56:87–113.
- Tchernov E (1992) The Afro-Arabian component in the Levantine mammalian fauna—A short biogeographical review. *Israel J Zool* 38:155–192.
- Tchernov E, Kolska-Horowitz L, Ronen A, Lister A (1994) The faunal remains from Evron Quarry in relation to other Lower Paleolithic hominid sites in the southern Levant. *Quat Res* 42:328–339.
- Bar-Matthews M, Ayalon A, Gilmour M, Matthews A, Hawkesworth CJ (2003) Sea-land oxygen isotopic relationships from planktonic foraminifera and speleothems in the eastern Mediterranean region and their implications for paleorainfall during interglacial intervals. *Geochim Cosmochim Acta* 67:3181–3199.
- Binford LR (1978) *Nunamiut Ethnoarchaeology* (Academic, New York).
- Stiner MC (1994) *Honor Among Thieves: A Zooarchaeological Study of Neandertal Ecology* (Princeton Univ Press, Princeton).
- Speth JD, Clark JL (2006) Hunting and overhunting in the Levantine Late Middle Palaeolithic. *Before Farming* 3:1–42.
- Stiner MC, Weiner S, Bar-Yosef O, Kuhn SL (1995) Differential burning, fragmentation, and preservation of archaeological bone. *J Archaeol Sci* 22:223–237.
- Théry-Parisot I (2002) Fuel management (bone and wood) during the Lower Aurignacian in the Pataud Rock Shelter (Lower Palaeolithic, Les Eyzies de Tayac, Dordogne, France), contribution of experimentation. *J Archaeol Sci* 29:1415–1421.
- Stiner MC (1990) The use of mortality patterns in archaeological studies of hominid predatory adaptations. *J Anthropol Arch* 9:305–351.
- MacArthur RH, Levins R (1967) The limiting similarity, convergence, and divergence of coexisting species. *Amer Nat* 101:377–385.
- Pianka ER (1978) *Evolutionary Ecology* (Harper and Row, New York).
- Kersten AMP (1987) Age and sex composition of Epipalaeolithic fallow deer and wild goat from Ksar 'Akil. *Palaeohistoria* 29:119–131.
- Lyman RL (1994) *Vertebrate Taphonomy* (Cambridge Univ Press, Cambridge, UK).
- Lam YM, Chen X, Pearson OM (1999) Inter-taxonomic variability in patterns of bone density and the differential representation of bovid, cervid, and equid elements in the archaeological record. *Am Antiq* 64:343–362.
- Stiner MC (2002) On in situ attrition and vertebrate body part profiles. *J Archaeol Sci* 29:979–991.
- Metcalfe D, Barlow R (1992) A model for exploring the optimal trade-off between field processing and transport. *Am Anthropology* 94:340–356.
- O'Connell JF, Hawkes K, Blurton Jones N (1988) Hadza hunting, butchering, and bone transport and their archaeological implications. *J Anthropology* 44:113–161.
- Yellen JE (1977) in *Experimental Archaeology*, eds Ingersoll D, Yellen JE, Macdonald W (Columbia Univ Press, New York), pp 271–331.
- Potts R, Shipman P (1981) Cutmarks made by stone tools on bone from Olduvai Gorge, Tanzania. *Nature* 291:577–580.
- Barkai R, et al. (2009) A blade for all seasons? Making and using Amudian blades at Qesem Cave, Israel. *Human Evolution*, in press.
- Lemorini C, Stiner MC, Gopher A, Shimelmitz R, Barkai R (2006) Use-wear analysis of an Amudian laminar assemblage from Acheulo-Yabrudian Qesem Cave, Israel. *J Archaeol Sci* 33:921–934.
- Behrensmeier AK, Gordon KD, Yanagi GT (1986) Trampling as a cause of bone surface damage and pseudo-cutmarks. *Nature* 319:768–771.
- Lyman RL (1987) in *Advances in Archaeological Method and Theory*, ed Schiffer MB (Academic, San Diego), Vol 10, pp 249–337.
- Rapson, DJ (1990). Pattern and process in intra-site spatial analysis: site structural and faunal research at the Bugas-Holding site. PhD dissertation (University of New Mexico, Albuquerque, NM).
- Abe Y, Marean CW, Nilssen PJ, Assefa Z, Stone EC (2002) The analysis of cutmarks on archaeofauna: A review and critique of quantification procedures, and a new image-analysis GIS approach. *Am Antiq* 67:643–663.
- Gaudzinski S (1995) Wallertheim revisited: A reanalysis of the fauna from the Middle Palaeolithic site of Wallertheim (Rheinhausen/Germany). *J Archaeol Sci* 22:51–66.
- Brantingham JP (1998) Hominid-carnivore coevolution and invasion of the predatory guild. *J Anthropology* 17:327–353.
- Thieme H (1997) Lower Palaeolithic hunting spears from Germany. *Nature* 385:807–810.
- Goren-Inbar N, et al. (2004) Evidence of hominid control of fire at Gesher Benot Ya'aqov, Israel. *Science* 304:725–727.
- Alpers-Afil N (2008) Continual fire-making by hominins at Gesher Benot Ya'aqov, Israel. *Quat Sci Rev* 27:1733–1739.
- Dominguez-Rodrigo M, Yravedra J (2009) Why are cut mark frequencies in archaeofaunal assemblages so variable? A multivariate analysis. *J Archaeol Sci* 36:884–894.
- Lupo KD, O'Connell JF (2002) Cut and tooth mark distributions on large animal bones: Ethnoarchaeological data from Hadza and their implications for current ideas about early human carnivory. *J Archaeol Sci* 29:85–107.
- Shahack R, Bar-Yosef O, Weiner S (1997) Black-coloured bones in Hayonim Cave, Israel: Differentiating between burning and oxide staining. *J Archaeol Sci* 24:439–446.