

Coupling of eigenvalues of complex matrices at diabolic and exceptional points

A P Seyranian, O N Kirillov and A A Mailybaev

Institute of Mechanics, Moscow State Lomonosov University, Michurinskii pr. 1,
119192 Moscow, Russia

E-mail: seyran@imec.msu.ru, kirillov@imec.msu.ru and mailybaev@imec.msu.ru

Received 30 September 2004, in final form 30 December 2004

Published 9 February 2005

Online at stacks.iop.org/JPhysA/38/1723

Abstract

The paper presents a general theory of coupling of eigenvalues of complex matrices of an arbitrary dimension depending on real parameters. The cases of weak and strong coupling are distinguished and their geometric interpretation in two and three-dimensional spaces is given. General asymptotic formulae for eigenvalue surfaces near diabolic and exceptional points are presented demonstrating crossing and avoided crossing scenarios. Two physical examples illustrate effectiveness and accuracy of the presented theory.

PACS numbers: 02.10.Yn, 02.40.Xx

1. Introduction

The behaviour of eigenvalues of matrices dependent on parameters is a problem of general interest having many important applications in natural and engineering sciences. Probably, Hamilton (1833) was the first who revealed an interesting physical effect associated with coincident eigenvalues known as conical refraction, see also Berry *et al* (1999). In modern physics, e.g. quantum mechanics, crystal optics, physical chemistry, acoustics and mechanics, singular points of matrix spectra associated with specific effects have attracted great interest of researchers since the papers Von Neumann and Wigner (1929), Herring (1937), Teller (1937). These are the points where matrices possess multiple eigenvalues. In applications the case of double eigenvalues is the most important. With a change of parameters, coupling and decoupling of eigenvalues with crossing and avoided crossing scenarios occur. The crossing of eigenvalue surfaces (energy levels) is connected with the topic of geometrical phase, see Berry and Wilkinson (1984). In recent papers, see e.g. Heiss (2000), Dembowsky *et al* (2001), Berry and Dennis (2003), Dembowski *et al* (2003), Keck *et al* (2003), Korsch and Mossmann (2003), Heiss (2004), Stehmann *et al* (2004), two important cases are distinguished: the diabolic points (DPs) and the exceptional points (EPs). From the mathematical point of view DP is a point where the eigenvalues coalesce (become double), while corresponding eigenvectors remain

different (linearly independent); and EP is a point where both eigenvalues and eigenvectors merge forming a Jordan block. Both the DP and EP cases are interesting in applications and were observed in experiments, see e.g. Dembowski *et al* (2001), Dembowski *et al* (2003), Stehmann *et al* (2004). In early studies only real and Hermitian matrices were considered while modern physical systems require the study of complex symmetric and non-symmetric matrices, see Mondragon and Hernandez (1993), Hernandez *et al* (2003), Berry and Dennis (2003), Keck *et al* (2003). Note that most of the cited papers dealt with specific 2×2 matrices depending on two or three parameters. Of course, in the vicinity of an EP (and also DP) the m -dimensional matrix problem becomes effectively two-dimensional, but finding the corresponding two-dimensional space for a general m -dimensional matrix family is a nontrivial problem (Arnold 1983).

In this paper we present a general theory of coupling of eigenvalues of complex matrices of arbitrary dimension smoothly depending on multiple real parameters. Two essential cases of weak and strong coupling based on a Jordan form of the system matrix are distinguished. These two cases correspond to diabolic and exceptional points, respectively. We derive general formulae describing coupling and decoupling of eigenvalues, crossing and avoided crossing of eigenvalue surfaces. We present typical (generic) pictures showing the movement of eigenvalues, the eigenvalue surfaces and their cross-sections. It is emphasized that the presented theory of coupling of eigenvalues of complex matrices gives not only qualitative, but also quantitative results on the behaviour of eigenvalues based only on the information taken at the singular points. Two examples on the propagation of light in a homogeneous non-magnetic crystal possessing natural optical activity (chirality) and dichroism (absorption) in addition to biaxial birefringence illustrate basic ideas and effectiveness of the developed theory.

The presented theory is based on the previous research on interaction of eigenvalues of real matrices depending on multiple parameters with mechanical applications. In Seyranian (1991), Seyranian (1993) the important notion of weak and strong coupling (interaction) was introduced for the first time. In the papers, Seyranian and Pedersen (1993), Seyranian *et al* (1994), Mailybaev and Seyranian (1999), Seyranian and Kliem (2001), Seyranian and Mailybaev (2001), Kirillov and Seyranian (2002), Seyranian and Mailybaev (2003a), Kirillov (2004), Kirillov and Seyranian (2004), and in the recent book Seyranian and Mailybaev (2003b), significant mechanical effects related to diabolic and exceptional points were studied. These include transference of instability between eigenvalue branches, bimodal solutions in optimal structures under stability constraints, flutter and divergence instabilities in undamped nonconservative systems, effect of gyroscopic stabilization, destabilization of a nonconservative system by infinitely small damping, which were described and explained from the point of view of coupling of eigenvalues. An interesting application of the results on eigenvalue coupling to electrical engineering problems is given in Dobson *et al* (2001).

The paper is organized as follows. In section 2 we present general results on weak and strong coupling of eigenvalues of complex matrices depending on parameters. These two cases correspond to the study of eigenvalue behaviour near diabolic and exceptional points. Section 3 is devoted to crossing and avoided crossing of eigenvalue surfaces near double eigenvalues with one and two eigenvectors. Two physical examples are presented in section 4, and finally we end up with the conclusion in section 5.

2. Coupling of eigenvalues

Let us consider the eigenvalue problem

$$\mathbf{A}\mathbf{u} = \lambda\mathbf{u} \tag{1}$$

Table 1. Co-dimensions of eigenvalue degeneracies.

Matrix type	Co-dimension of DP	Co-dimension of EP
Real symmetric	2	Non-existent
Real nonsymmetric	3	1
Hermitian	3	Non-existent
Complex symmetric	4	2
Complex nonsymmetric	6	2

for a general $m \times m$ complex matrix \mathbf{A} smoothly depending on a vector of n real parameters $\mathbf{p} = (p_1, \dots, p_n)$. Assume that, at $\mathbf{p} = \mathbf{p}_0$, the eigenvalue coupling occurs, i.e., the matrix $\mathbf{A}_0 = \mathbf{A}(\mathbf{p}_0)$ has an eigenvalue λ_0 of multiplicity 2 as a root of the characteristic equation $\det(\mathbf{A}_0 - \lambda_0 \mathbf{I}) = 0$; \mathbf{I} is the identity matrix. This double eigenvalue can have one or two linearly independent eigenvectors \mathbf{u} , which determine the geometric multiplicity. The eigenvalue problem adjoint to (1) is

$$\mathbf{A}^* \mathbf{v} = \eta \mathbf{v}, \quad (2)$$

where $\mathbf{A}^* = \overline{\mathbf{A}}^T$ is the adjoint matrix operator (Hermitian transpose), see e.g. Lancaster (1969). The eigenvalues λ and η of problems (1) and (2) are complex conjugate: $\eta = \bar{\lambda}$.

Double eigenvalues appear at sets in parameter space, whose co-dimensions depend on the matrix type and the degeneracy (EP or DP). In table 1, we list these co-dimensions based on the results of the singularity theory (Von Neumann and Wigner 1929, Arnold 1983). In this paper we analyse general (nonsymmetric) complex matrices. The EP degeneracy is the most typical for this type of matrices. In comparison with EP, the DP degeneracy is a rare phenomenon in systems described by general complex matrices. However, some nongeneric situations may be interesting from the physical point of view. As an example, we mention complex non-Hermitian perturbations of symmetric two-parameter real matrices, when the eigenvalue surfaces have coffee-filter singularity, see Mondragon and Hernandez (1993), Berry and Dennis (2003), Keck *et al* (2003). A general theory of this phenomenon will be given in our companion paper Kirillov *et al* (2004).

Let us consider a smooth perturbation of parameters in the form $\mathbf{p} = \mathbf{p}(\varepsilon)$, where $\mathbf{p}(0) = \mathbf{p}_0$ and ε is a small real number. For the perturbed matrix $\mathbf{A} = \mathbf{A}(\mathbf{p}(\varepsilon))$, we have

$$\mathbf{A} = \mathbf{A}_0 + \varepsilon \mathbf{A}_1 + \frac{1}{2} \varepsilon^2 \mathbf{A}_2 + o(\varepsilon^2),$$

$$\mathbf{A}_0 = \mathbf{A}(\mathbf{p}_0), \quad \mathbf{A}_1 = \sum_{i=1}^n \frac{\partial \mathbf{A}}{\partial p_i} \frac{dp_i}{d\varepsilon}, \quad \mathbf{A}_2 = \sum_{i=1}^n \frac{\partial \mathbf{A}}{\partial p_i} \frac{d^2 p_i}{d\varepsilon^2} + \sum_{i,j=1}^n \frac{\partial^2 \mathbf{A}}{\partial p_i \partial p_j} \frac{dp_i}{d\varepsilon} \frac{dp_j}{d\varepsilon}. \quad (3)$$

The double eigenvalue λ_0 generally splits into a pair of simple eigenvalues under the perturbation. Asymptotic formulae for these eigenvalues and corresponding eigenvectors contain integer or fractional powers of ε (Vishik and Lyusternik 1960).

2.1. Weak coupling of eigenvalues

Let us consider the coupling of eigenvalues in the case of λ_0 with two linearly independent eigenvectors \mathbf{u}_1 and \mathbf{u}_2 . This coupling point is known as a diabolic point. Let us denote by \mathbf{v}_1 and \mathbf{v}_2 two eigenvectors of the complex conjugate eigenvalue $\eta = \bar{\lambda}$ for the adjoint eigenvalue problem (2) satisfying the normalization conditions

$$(\mathbf{u}_1, \mathbf{v}_1) = (\mathbf{u}_2, \mathbf{v}_2) = 1, \quad (\mathbf{u}_1, \mathbf{v}_2) = (\mathbf{u}_2, \mathbf{v}_1) = 0, \quad (4)$$

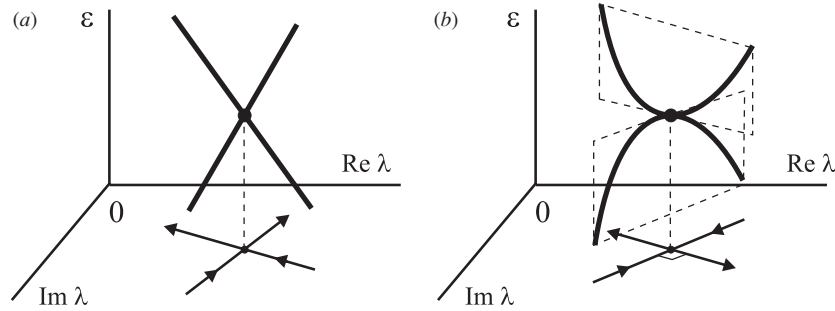


Figure 1. Eigenvalue couplings: (a) weak and (b) strong.

where $(\mathbf{u}, \mathbf{v}) = \sum_{i=1}^m u_i \bar{v}_i$ denotes the Hermitian inner product. Conditions (4) define the unique vectors \mathbf{v}_1 and \mathbf{v}_2 for given \mathbf{u}_1 and \mathbf{u}_2 (Seyranian and Mailybaev 2003b).

For nonzero small ε , the two eigenvalues λ_+ and λ_- resulting from the bifurcation of λ_0 and the corresponding eigenvectors \mathbf{u}_\pm are given by

$$\lambda_\pm = \lambda_0 + \mu_\pm \varepsilon + o(\varepsilon), \quad \mathbf{u}_\pm = \alpha_\pm \mathbf{u}_1 + \beta_\pm \mathbf{u}_2 + o(1). \tag{5}$$

The coefficients μ_\pm, α_\pm and β_\pm are found from the 2×2 eigenvalue problem (see e.g. Seyranian and Mailybaev (2003b))

$$\begin{pmatrix} (\mathbf{A}_1 \mathbf{u}_1, \mathbf{v}_1) & (\mathbf{A}_1 \mathbf{u}_2, \mathbf{v}_1) \\ (\mathbf{A}_1 \mathbf{u}_1, \mathbf{v}_2) & (\mathbf{A}_1 \mathbf{u}_2, \mathbf{v}_2) \end{pmatrix} \begin{pmatrix} \alpha_\pm \\ \beta_\pm \end{pmatrix} = \mu_\pm \begin{pmatrix} \alpha_\pm \\ \beta_\pm \end{pmatrix}. \tag{6}$$

Solving the characteristic equation for (6), we find

$$\mu_\pm = \frac{(\mathbf{A}_1 \mathbf{u}_1, \mathbf{v}_1) + (\mathbf{A}_1 \mathbf{u}_2, \mathbf{v}_2)}{2} \pm \sqrt{\frac{((\mathbf{A}_1 \mathbf{u}_1, \mathbf{v}_1) - (\mathbf{A}_1 \mathbf{u}_2, \mathbf{v}_2))^2}{4} + (\mathbf{A}_1 \mathbf{u}_1, \mathbf{v}_2)(\mathbf{A}_1 \mathbf{u}_2, \mathbf{v}_1)}. \tag{7}$$

We note that for Hermitian matrices \mathbf{A} one can take $\mathbf{v}_1 = \mathbf{u}_1$ and $\mathbf{v}_2 = \mathbf{u}_2$ in (6), where the eigenvectors \mathbf{u}_1 and \mathbf{u}_2 are chosen satisfying the conditions $(\mathbf{u}_1, \mathbf{u}_1) = (\mathbf{u}_2, \mathbf{u}_2) = 1$ and $(\mathbf{u}_1, \mathbf{u}_2) = 0$, and obtain the well-known formula, see Courant and Hilbert (1953).

As the parameter vector passes the coupling point \mathbf{p}_0 along the curve $\mathbf{p}(\varepsilon)$ in the parameter space, the eigenvalues λ_+ and λ_- change smoothly and cross each other at λ_0 , see figure 1(a). At the same time, the corresponding eigenvectors \mathbf{u}_+ and \mathbf{u}_- remain different (linearly independent) at all values of ε including the point \mathbf{p}_0 . We call this interaction *weak coupling*. By means of eigenvectors, the eigenvalues λ_\pm are well distinguished during the weak coupling.

We emphasize that despite the fact that eigenvalues λ_\pm and the eigenvectors \mathbf{u}_\pm depend smoothly on a single parameter ε , they are nondifferentiable functions of multiple parameters at \mathbf{p}_0 in the sense of Frechét (Schwartz 1967).

2.2. Strong coupling of eigenvalues

Let us consider coupling of eigenvalues at \mathbf{p}_0 with a double eigenvalue λ_0 possessing a single eigenvector \mathbf{u}_0 . This case corresponds to the exceptional point. The second vector of the invariant subspace corresponding to λ_0 is called an associated vector \mathbf{u}_1 (also called a generalized eigenvector (Lancaster 1969)); it is determined by the equation

$$\mathbf{A}_0 \mathbf{u}_1 = \lambda_0 \mathbf{u}_1 + \mathbf{u}_0. \tag{8}$$

An eigenvector \mathbf{v}_0 and an associated vector \mathbf{v}_1 of the matrix \mathbf{A}^* are determined by

$$\mathbf{A}_0^* \mathbf{v}_0 = \bar{\lambda}_0 \mathbf{v}_0, \quad \mathbf{A}_0^* \mathbf{v}_1 = \bar{\lambda}_0 \mathbf{v}_1 + \mathbf{v}_0, \quad (\mathbf{u}_1, \mathbf{v}_0) = 1, \quad (\mathbf{u}_1, \mathbf{v}_1) = 0, \tag{9}$$

where the last two equations are the normalization conditions determining \mathbf{v}_0 and \mathbf{v}_1 uniquely for a given \mathbf{u}_1 .

Bifurcation of λ_0 into two eigenvalues λ_{\pm} and the corresponding eigenvectors \mathbf{u}_{\pm} are described by (see e.g. Seyranian and Mailybaev (2003b))

$$\begin{aligned}\lambda_{\pm} &= \lambda_0 \pm \sqrt{\mu_1 \varepsilon + \mu_2 \varepsilon + o(\varepsilon)}, \\ \mathbf{u}_{\pm} &= \mathbf{u}_0 \pm \mathbf{u}_1 \sqrt{\mu_1 \varepsilon} + (\mu_1 \mathbf{u}_0 + \mu_2 \mathbf{u}_1 - \mathbf{G}^{-1} \mathbf{A}_1 \mathbf{u}_0) \varepsilon + o(\varepsilon),\end{aligned}\quad (10)$$

where $\mathbf{G} = \mathbf{A}_0 - \lambda_0 \mathbf{I} + \mathbf{u}_1 \mathbf{v}_1^*$. The coefficients μ_1 and μ_2 are

$$\mu_1 = (\mathbf{A}_1 \mathbf{u}_0, \mathbf{v}_0), \quad \mu_2 = ((\mathbf{A}_1 \mathbf{u}_0, \mathbf{v}_1) + (\mathbf{A}_1 \mathbf{u}_1, \mathbf{v}_0))/2. \quad (11)$$

With a change of ε from negative to positive values, the two eigenvalues λ_{\pm} approach, collide with infinite speed (derivative with respect to ε tends to infinity) at λ_0 , and diverge in the perpendicular direction, see figure 1(b). The eigenvectors interact too. At $\varepsilon = 0$, they merge to \mathbf{u}_0 up to a scalar complex factor. At nonzero ε , the eigenvectors \mathbf{u}_{\pm} differ from \mathbf{u}_0 by the leading term $\pm \mathbf{u}_1 \sqrt{\mu_1 \varepsilon}$. This term takes the purely imaginary factor i as ε changes the sign, for example altering from negative to positive values.

We call such a coupling of eigenvalues as *strong*. An exciting feature of the strong coupling is that the two eigenvalues cannot be distinguished after the interaction. Indeed, there is no natural rule telling how the eigenvalues before coupling correspond to those after the coupling.

3. Crossing of eigenvalue surfaces

3.1. Double eigenvalue with a single eigenvector

Let, at the point \mathbf{p}_0 , the spectrum of the complex matrix family $\mathbf{A}(\mathbf{p})$ contain a double complex eigenvalue λ_0 with an eigenvector \mathbf{u}_0 and an associated vector \mathbf{u}_1 . The splitting of the double eigenvalue with a change of the parameters is governed by equations (10) and (11). Introducing the real n -dimensional vectors \mathbf{f} , \mathbf{g} , \mathbf{h} , \mathbf{r} with the components

$$f_s = \operatorname{Re} \left(\frac{\partial \mathbf{A}}{\partial p_s} \mathbf{u}_0, \mathbf{v}_0 \right), \quad g_s = \operatorname{Im} \left(\frac{\partial \mathbf{A}}{\partial p_s} \mathbf{u}_0, \mathbf{v}_0 \right), \quad (12)$$

$$\begin{aligned}h_s &= \operatorname{Re} \left(\left(\frac{\partial \mathbf{A}}{\partial p_s} \mathbf{u}_0, \mathbf{v}_1 \right) + \left(\frac{\partial \mathbf{A}}{\partial p_s} \mathbf{u}_1, \mathbf{v}_0 \right) \right), & r_s &= \operatorname{Im} \left(\left(\frac{\partial \mathbf{A}}{\partial p_s} \mathbf{u}_0, \mathbf{v}_1 \right) + \left(\frac{\partial \mathbf{A}}{\partial p_s} \mathbf{u}_1, \mathbf{v}_0 \right) \right), \\ s &= 1, \dots, n\end{aligned}\quad (13)$$

and neglecting higher order terms, we obtain from (10) an asymptotic formula

$$\operatorname{Re} \Delta \lambda + i \operatorname{Im} \Delta \lambda = \pm \sqrt{\langle \mathbf{f}, \Delta \mathbf{p} \rangle + i \langle \mathbf{g}, \Delta \mathbf{p} \rangle} + \frac{1}{2} (\langle \mathbf{h}, \Delta \mathbf{p} \rangle + i \langle \mathbf{r}, \Delta \mathbf{p} \rangle), \quad (14)$$

where $\Delta \lambda = \lambda_{\pm} - \lambda_0$, $\Delta \mathbf{p} = \mathbf{p} - \mathbf{p}_0$, and angular brackets denote inner product of real vectors: $\langle \mathbf{a}, \mathbf{b} \rangle = \sum_{s=1}^n a_s b_s$. From equation (14) it is clear that the eigenvalue remains double in the first approximation if the two following equations are satisfied

$$\langle \mathbf{f}, \Delta \mathbf{p} \rangle = 0, \quad \langle \mathbf{g}, \Delta \mathbf{p} \rangle = 0. \quad (15)$$

This means that the double complex eigenvalue with the Jordan chain of length 2 has co-dimension 2. Thus, double complex eigenvalues occur at isolated points of the plane of two parameters, and in the three-parameter space the double eigenvalues form a curve (Arnold 1983). Equations (15) define a tangent line to this curve at the point \mathbf{p}_0 .

Taking square of (14), where the terms linear with respect to the increment of parameters are neglected, and separating real and imaginary parts, we derive the equations

$$(\operatorname{Re} \Delta \lambda)^2 - (\operatorname{Im} \Delta \lambda)^2 = \langle \mathbf{f}, \Delta \mathbf{p} \rangle, \quad 2 \operatorname{Re} \Delta \lambda \operatorname{Im} \Delta \lambda = \langle \mathbf{g}, \Delta \mathbf{p} \rangle. \quad (16)$$

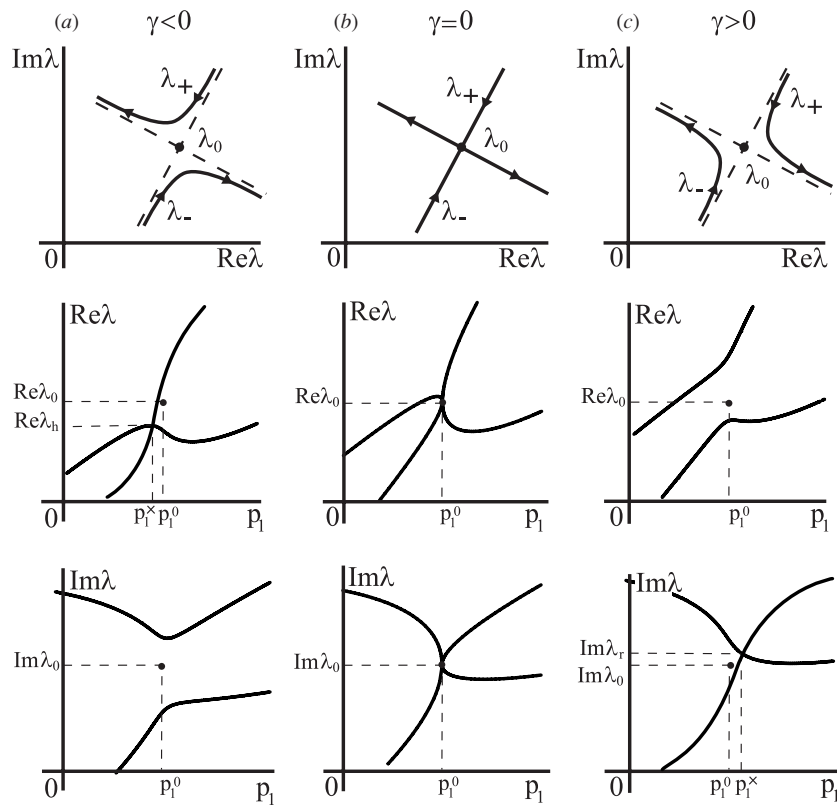


Figure 2. Crossing and avoided crossing of eigenvalues.

Let us assume that $f_1^2 + g_1^2 \neq 0$, which is the nondegeneracy condition for the complex eigenvalue λ_0 . Isolating the increment Δp_1 in one of the equations (16) and substituting it into the other we get

$$g_1(\text{Re } \Delta \lambda)^2 - 2f_1 \text{Re } \Delta \lambda \text{Im } \Delta \lambda - g_1(\text{Im } \Delta \lambda)^2 = \gamma, \tag{17}$$

where γ is a small real constant

$$\gamma = \sum_{s=2}^n (f_s g_1 - f_1 g_s) \Delta p_s. \tag{18}$$

Equation (17) describes hyperbolic trajectories of the eigenvalues λ_{\pm} in the complex plane when only Δp_1 is changed and the increments $\Delta p_2, \dots, \Delta p_n$ are fixed. Of course, any component of the vector $\Delta \mathbf{p}$ can be chosen instead of Δp_1 .

Let us study the movement of eigenvalues in the complex plane in more detail. If $\Delta p_j = 0$, $j = 2, \dots, n$, or if they are nonzero but satisfy the equality $\gamma = 0$, then equation (17) yields two perpendicular lines which for $g_1 \neq 0$ are described by the expression

$$g_1 \text{Re}(\lambda - \lambda_0) - \left(f_1 \pm \sqrt{f_1^2 + g_1^2} \right) \text{Im}(\lambda - \lambda_0) = 0. \tag{19}$$

These lines intersect at the point λ_0 of the complex plane. Due to variation of the parameter p_1 two eigenvalues λ_{\pm} approach along one of the lines (19), merge to λ_0 at $\Delta p_1 = 0$, and then diverge along the other line (19), perpendicular to the line of approach; see figure 2(b),

where arrows show the motion of eigenvalues with a monotonous change of p_1 . Recall that the eigenvalues that born after the coupling cannot be identified with the eigenvalues before the coupling.

If $\gamma \neq 0$, then equation (17) defines a hyperbola in the complex plane. Indeed, for $g_1 \neq 0$ it is transformed into the equation of hyperbola

$$(g_1 \operatorname{Re}(\lambda - \lambda_0) - f_1 \operatorname{Im}(\lambda - \lambda_0))^2 - (\operatorname{Im}(\lambda - \lambda_0))^2 (f_1^2 + g_1^2) = \gamma g_1 \quad (20)$$

with the asymptotes described by equation (19). As Δp_1 changes monotonously, two eigenvalues λ_+ and λ_- moving each along its own branch of hyperbola come closer, turn and diverge; see figures 2(a), (c). Note that for a small γ the eigenvalues λ_{\pm} come arbitrarily close to each other without coupling that means *avoided crossing*. When γ changes sign, the quadrants containing hyperbola branches are changed to the adjacent.

Expressing $\operatorname{Im} \Delta \lambda$ from the second of equations (16), substituting it into the first equation and then isolating $\operatorname{Re} \Delta \lambda$, we find

$$\operatorname{Re} \lambda_{\pm} = \lambda_0 + \frac{1}{2} \langle \mathbf{h}, \Delta \mathbf{p} \rangle \pm \sqrt{\frac{1}{2} (\langle \mathbf{f}, \Delta \mathbf{p} \rangle + \sqrt{\langle \mathbf{f}, \Delta \mathbf{p} \rangle^2 + \langle \mathbf{g}, \Delta \mathbf{p} \rangle^2})}. \quad (21)$$

A similar transformation yields

$$\operatorname{Im} \lambda_{\pm} = \lambda_0 + \frac{1}{2} \langle \mathbf{r}, \Delta \mathbf{p} \rangle \pm \sqrt{\frac{1}{2} (-\langle \mathbf{f}, \Delta \mathbf{p} \rangle + \sqrt{\langle \mathbf{f}, \Delta \mathbf{p} \rangle^2 + \langle \mathbf{g}, \Delta \mathbf{p} \rangle^2})}. \quad (22)$$

Equations (21) and (22) describe the behaviour of real and imaginary parts of eigenvalues λ_{\pm} with a change of the parameters. On the other hand they define hypersurfaces in the spaces $(p_1, p_2, \dots, p_n, \operatorname{Re} \lambda)$ and $(p_1, p_2, \dots, p_n, \operatorname{Im} \lambda)$. The sheets $\operatorname{Re} \lambda_+(\mathbf{p})$ and $\operatorname{Re} \lambda_-(\mathbf{p})$ of the eigenvalue hypersurface (21) are connected at the points of the set

$$\operatorname{Re} \Delta \lambda = \frac{1}{2} \langle \mathbf{h}, \Delta \mathbf{p} \rangle, \quad \langle \mathbf{g}, \Delta \mathbf{p} \rangle = 0, \quad \langle \mathbf{f}, \Delta \mathbf{p} \rangle \leq 0, \quad (23)$$

where the real parts of the eigenvalues λ_{\pm} coincide: $\operatorname{Re} \lambda_- = \operatorname{Re} \lambda_+$. Similarly, the set

$$\operatorname{Im} \Delta \lambda = \frac{1}{2} \langle \mathbf{r}, \Delta \mathbf{p} \rangle, \quad \langle \mathbf{g}, \Delta \mathbf{p} \rangle = 0, \quad \langle \mathbf{f}, \Delta \mathbf{p} \rangle \geq 0, \quad (24)$$

glues the sheets $\operatorname{Im} \lambda_+(\mathbf{p})$ and $\operatorname{Im} \lambda_-(\mathbf{p})$ of the eigenvalue hypersurface (22).

To study the geometry of the eigenvalue hypersurfaces we look at their two-dimensional cross-sections. Consider for example the functions $\operatorname{Re} \lambda(p_1)$ and $\operatorname{Im} \lambda(p_1)$ at fixed values of the other parameters p_2, p_3, \dots, p_n . When increments $\Delta p_s = 0, s = 2, 3, \dots, n$, both real and imaginary parts of the eigenvalues λ_{\pm} cross at $p_1 = p_1^0$, see figure 2(b). The crossings are described by the double cusps defined by the equations following (21) and (22) as

$$\begin{aligned} \operatorname{Re} \Delta \lambda &= \pm \sqrt{\frac{f_1 \pm \sqrt{f_1^2 + g_1^2}}{2} \Delta p_1 + \frac{h_1}{2} \Delta p_1}, \\ \operatorname{Im} \Delta \lambda &= \pm \sqrt{\frac{-f_1 \pm \sqrt{f_1^2 + g_1^2}}{2} \Delta p_1 + \frac{r_1}{2} \Delta p_1}. \end{aligned} \quad (25)$$

For fixed $\Delta p_s \neq 0, s = 2, 3, \dots, n$, either real parts of the eigenvalues λ_{\pm} cross due to variation of p_1 and imaginary parts avoid crossing or vice versa, as shown in figures 2(a), (c). Note that these two cases correspond to level crossing and width repulsion or vice versa studied in Heiss (2000). The crossings, which occur at $p_1^{\times} = p_1^0 - \sum_{s=2}^n (g_s/g_1) \Delta p_s$ and

$$\begin{aligned} \operatorname{Re} \lambda_h &= \operatorname{Re} \lambda_0 - \frac{1}{2g_1} \sum_{s=2}^n (h_1 g_s - g_1 h_s) \Delta p_s, \\ \operatorname{Im} \lambda_r &= \operatorname{Im} \lambda_0 - \frac{1}{2g_1} \sum_{s=2}^n (r_1 g_s - g_1 r_s) \Delta p_s, \end{aligned} \quad (26)$$

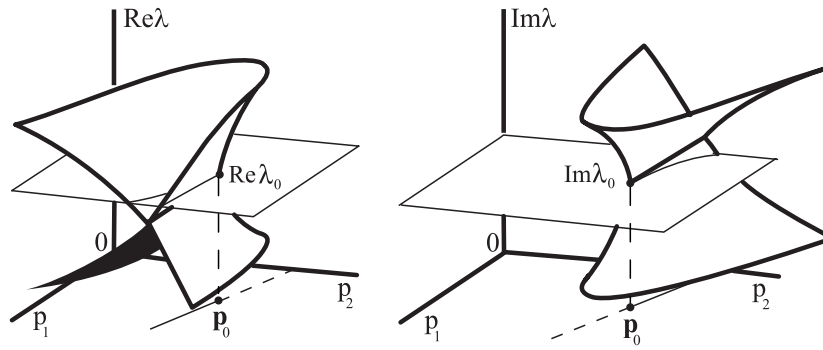


Figure 3. Crossing of eigenvalue surfaces near the double eigenvalue with a single eigenvector.

are described by equations (21) and (22). In the vicinity of the crossing points the tangents of two intersecting curves are

$$\operatorname{Re} \lambda = \operatorname{Re} \lambda_h + \left(\frac{h_1}{2} \pm \frac{g_1}{2} \sqrt{\frac{g_1}{\gamma}} \right) (p_1 - p_1^\times), \quad (27)$$

$$\operatorname{Im} \lambda = \operatorname{Im} \lambda_r + \left(\frac{r_1}{2} \pm \frac{g_1}{2} \sqrt{-\frac{g_1}{\gamma}} \right) (p_1 - p_1^\times), \quad (28)$$

where the coefficient γ is defined by equation (18). Lines (27) and (28) tend to the vertical position as $\gamma \rightarrow 0$ and coincide at $\gamma = 0$. The avoided crossings are governed by the equations (21) and (22).

If the vector of parameters consists of only two components $\mathbf{p} = (p_1, p_2)$, then in the vicinity of the point \mathbf{p}_0 , corresponding to the double eigenvalue λ_0 , the eigenvalue surfaces (21) and (22) have the form of the well-known Whitney umbrella; see figure 3. The sheets of the eigensurfaces are connected along the rays (23) and (24). We emphasize that these rays are inclined with respect to the plane of the parameters p_1, p_2 . The cross-sections of the eigensurfaces by the planes orthogonal to the axis p_2 , described by equations (25)–(28), are shown in figure 2.

Note that rays (23), (24) and the point \mathbf{p}_0 are well known in crystal optics as *the branch cuts* and *the singular axis*, respectively (Berry and Dennis 2003). We emphasize that the branch cut is a general phenomenon: it always appears near the EP degeneracy. In general, branch cuts may be infinite or end up at another EP. The second scenario is always the case when the complex matrix $\mathbf{A}(\mathbf{p})$ is a small perturbation of a family of real symmetric matrices (Kirillov *et al* 2004).

Consider the movement of the eigenvalues in the complex plane near the point \mathbf{p}_0 due to the cyclic variation of the parameters p_1 and p_2 of the form $\Delta p_1 = a + r \cos \varphi$ and $\Delta p_2 = b + r \sin \varphi$, where a, b , and r are small parameters of the same order. From equations (16) we derive

$$\begin{aligned} & (g_1(\operatorname{Re} \Delta \lambda)^2 - 2f_1 \operatorname{Re} \Delta \lambda \operatorname{Im} \Delta \lambda - g_1(\operatorname{Im} \Delta \lambda)^2 - b(f_2 g_1 - f_1 g_2))^2 + (g_2(\operatorname{Re} \Delta \lambda)^2 \\ & - 2f_2 \operatorname{Re} \Delta \lambda \operatorname{Im} \Delta \lambda - g_2(\operatorname{Im} \Delta \lambda)^2 - a(f_1 g_2 - g_1 f_2))^2 = (f_2 g_1 - f_1 g_2)^2 r^2. \end{aligned} \quad (29)$$

The movement of eigenvalues on the complex plane governed by equation (29) is shown in figure 4. If the contour encircles the point \mathbf{p}_0 , then the eigenvalues move along the curve (29) around the double eigenvalue λ_0 in the complex plane, see figure 4(c). Indeed, in this

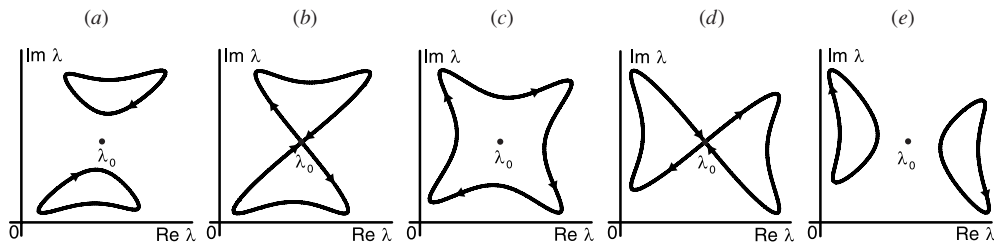


Figure 4. Movement of eigenvalues due to cyclic evolution of the parameters.

case $a^2 + b^2 < r^2$ and the loop (29) crosses the lines $\text{Re } \lambda = \text{Re } \lambda_0$ and $\text{Im } \lambda = \text{Im } \lambda_0$ at the four points given by the equations

$$(\text{Im } \Delta \lambda)^2 = \frac{(f_2 g_1 - f_1 g_2)(g_2 a - g_1 b \pm \sqrt{(g_2 a - g_1 b)^2 + (r^2 - a^2 - b^2)(g_1^2 + g_2^2)})}{g_1^2 + g_2^2} \quad (30)$$

and

$$(\text{Re } \Delta \lambda)^2 = \frac{(f_2 g_1 - f_1 g_2)(g_1 b - g_2 a \pm \sqrt{(g_1 b - g_2 a)^2 + (r^2 - a^2 - b^2)(g_1^2 + g_2^2)})}{g_1^2 + g_2^2}, \quad (31)$$

respectively. When $a^2 + b^2 = r^2$ the loop overlaps at the double eigenvalue and its form depends on the sign of the quantity $\sigma = (f_2 g_1 - f_1 g_2)(g_1 b - g_2 a)$. If $\sigma < 0$ the eigenvalues cross the line $\text{Re } \lambda = \text{Re } \lambda_0$ (figure 4(b)), otherwise they cross the line $\text{Im } \lambda = \text{Im } \lambda_0$ (figure 4(d)). Eigenvalues strongly couple at the point λ_0 in the complex plane. For $a^2 + b^2 > r^2$ the circuit in the parameter plane does not contain the point \mathbf{p}_0 and the eigenvalues move along the two different closed paths ('kidneys' (Arnold 1989)) in the complex plane, see figures 4(a), (e). Each eigenvalue crosses the line $\text{Re } \lambda = \text{Re } \lambda_0$ twice for $\sigma < 0$ (figure 4(a)), and for $\sigma > 0$ they cross the line $\text{Im } \lambda = \text{Im } \lambda_0$ (figure 4(d)). Note that the 'kidneys' in the complex plane were observed in Korsch and Mossmann (2003) for the specific problem of Stark resonances for a double δ quantum well.

3.2. Double eigenvalue with two eigenvectors

Let λ_0 be a double eigenvalue of the matrix $\mathbf{A}_0 = \mathbf{A}(\mathbf{p}_0)$ with two eigenvectors \mathbf{u}_1 and \mathbf{u}_2 . Under the perturbation of parameters $\mathbf{p} = \mathbf{p}_0 + \Delta \mathbf{p}$, the bifurcation of λ_0 into two simple eigenvalues λ_+ and λ_- occurs. Using (5) and (7), we obtain the asymptotic formula for λ_{\pm} under multiparameter perturbation as

$$\lambda_{\pm} = \lambda_0 + \frac{\langle \mathbf{d}_{11} + \mathbf{d}_{22}, \Delta \mathbf{p} \rangle}{2} \pm \sqrt{\frac{\langle \mathbf{d}_{11} - \mathbf{d}_{22}, \Delta \mathbf{p} \rangle^2}{4} + \langle \mathbf{d}_{12}, \Delta \mathbf{p} \rangle \langle \mathbf{d}_{21}, \Delta \mathbf{p} \rangle}, \quad (32)$$

where $\mathbf{d}_{ij} = (d_{ij}^1, \dots, d_{ij}^n)$ is a complex vector with the components

$$d_{ij}^k = \left(\frac{\partial \mathbf{A}}{\partial p_k} \mathbf{u}_i, \mathbf{v}_j \right), \quad (33)$$

and $\langle \mathbf{d}_{ij}, \Delta \mathbf{p} \rangle = \langle \text{Re } \mathbf{d}_{ij}, \Delta \mathbf{p} \rangle + i \langle \text{Im } \mathbf{d}_{ij}, \Delta \mathbf{p} \rangle$. In the same way as we derived formulae (21) and (22), we obtain from (32) the expressions for real and imaginary parts of λ_{\pm} in the form

$$\text{Re } \lambda_{\pm} = \text{Re } \lambda_0 + \text{Re}(\mathbf{d}_{11} + \mathbf{d}_{22}, \Delta \mathbf{p})/2 \pm \sqrt{(|c| + \text{Re } c)/2}, \quad (34)$$

$$\text{Im } \lambda_{\pm} = \text{Im } \lambda_0 + \text{Im}(\mathbf{d}_{11} + \mathbf{d}_{22}, \Delta \mathbf{p})/2 \pm \sqrt{(|c| - \text{Re } c)/2}, \quad (35)$$

where

$$c = \langle \mathbf{d}_{11} - \mathbf{d}_{22}, \Delta \mathbf{p} \rangle^2 / 4 + \langle \mathbf{d}_{12}, \Delta \mathbf{p} \rangle \langle \mathbf{d}_{21}, \Delta \mathbf{p} \rangle. \quad (36)$$

Considering the situation when λ_0 remains double under the perturbation of parameters, i.e. $\lambda_+ = \lambda_-$, we obtain the two independent equations

$$\operatorname{Re} c = 0, \quad \operatorname{Im} c = 0. \quad (37)$$

By using (5)–(7), one can show that the perturbed double eigenvalue $\lambda_+ = \lambda_-$ possesses a single eigenvector $\mathbf{u}_+ = \mathbf{u}_-$, i.e., the weak coupling becomes strong due to perturbation, see Seyranian and Mailybaev (2003b).

The perturbed double eigenvalue has two eigenvectors only when the matrix in the left-hand side of (6) is proportional to the identity matrix. This yields the equations

$$\langle \mathbf{d}_{11}, \Delta \mathbf{p} \rangle = \langle \mathbf{d}_{22}, \Delta \mathbf{p} \rangle, \quad \langle \mathbf{d}_{12}, \Delta \mathbf{p} \rangle = \langle \mathbf{d}_{21}, \Delta \mathbf{p} \rangle = 0. \quad (38)$$

Conditions (38) imply (37) and represent six independent equations taken for real and imaginary parts. Thus, weak coupling of eigenvalues is a phenomenon of co-dimension 6, which generically occurs at isolated points in six-parameter space, see Arnold (1983), Mondragon and Hernandez (1993).

First, let us study the behaviour of the eigenvalues λ_+ and λ_- depending on one parameter, say p_1 , when the other parameters p_2, \dots, p_n are fixed in the neighbourhood of the coupling point $\lambda_+(\mathbf{p}_0) = \lambda_-(\mathbf{p}_0) = \lambda_0$. In the case $\Delta p_2 = \dots = \Delta p_n = 0$, expression (32) yields

$$\lambda_{\pm} = \lambda_0 + \left(\frac{d_{11}^1 + d_{22}^1}{2} \pm \sqrt{\frac{(d_{11}^1 - d_{22}^1)^2}{4} + d_{12}^1 d_{21}^1} \right) \Delta p_1. \quad (39)$$

The two eigenvalues couple when $\Delta p_1 = 0$ with the double eigenvalue λ_0 , see figure 5(a). As we have shown in section 2, the eigenvalues λ_+ and λ_- behave as smooth functions at the coupling point; they possess different eigenvectors, which are smooth functions of Δp_1 too.

If perturbations $\Delta p_2, \dots, \Delta p_n$ are nonzero, the avoided crossing of the eigenvalues λ_{\pm} with a change of p_1 is a typical scenario. We can distinguish different cases by checking intersections of real and imaginary parts of λ_+ and λ_- . By using (34), we find that $\operatorname{Re} \lambda_+ = \operatorname{Re} \lambda_-$ if

$$\operatorname{Im} c = 0, \quad \operatorname{Re} c < 0. \quad (40)$$

Analogously, from (35) it follows that $\operatorname{Im} \lambda_+ = \operatorname{Im} \lambda_-$ if

$$\operatorname{Im} c = 0, \quad \operatorname{Re} c > 0. \quad (41)$$

Let us write expression (36) in the form

$$c = c_0 + c_1 \Delta p_1 + c_2 (\Delta p_1)^2, \quad (42)$$

where

$$\begin{aligned} c_0 &= \sum_{k,l=2}^n [(d_{11}^k - d_{22}^k)(d_{11}^l - d_{22}^l)/4 + d_{12}^k d_{21}^l] \Delta p_k \Delta p_l, \\ c_1 &= \sum_{k=2}^n [(d_{11}^1 - d_{22}^1)(d_{11}^k - d_{22}^k)/2 + (d_{12}^1 d_{21}^k + d_{12}^k d_{21}^1)] \Delta p_k, \\ c_2 &= (d_{11}^1 - d_{22}^1)^2 / 4 + d_{12}^1 d_{21}^1. \end{aligned} \quad (43)$$

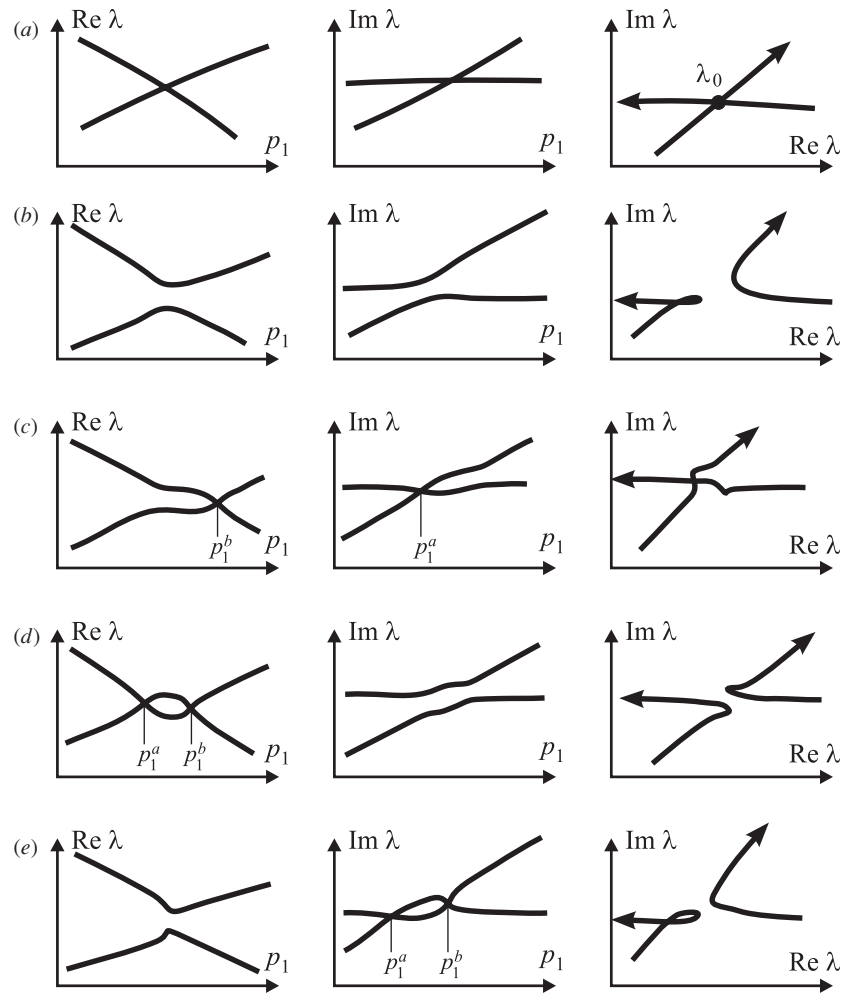


Figure 5. Weak coupling of eigenvalues and avoided crossing.

If the discriminant $D = (\text{Im } c_1)^2 - 4 \text{Im } c_0 \text{Im } c_2 > 0$, the equation $\text{Im } c = 0$ yields two solutions

$$\Delta p_1^a = \frac{-\text{Im } c_1 - \sqrt{D}}{2 \text{Im } c_2}, \quad \Delta p_1^b = \frac{-\text{Im } c_1 + \sqrt{D}}{2 \text{Im } c_2}. \quad (44)$$

There are no real solutions if $D < 0$, and the single solution corresponds to the degenerate case $D = 0$. At the points $p_1^a = p_1^0 + \Delta p_1^a$ and $p_1^b = p_1^0 + \Delta p_1^b$ the values of c are real, and we denote them by c_a and c_b , respectively. According to (40) and (41), the sign of $c_{a,b}$ determines whether the real or imaginary parts of λ_{\pm} coincide at $p_1^{a,b}$.

In the nondegenerate case $D \neq 0$, there are four types of avoided crossing shown in figures 5(b)–(e). The first case corresponds to $D < 0$ when both real and imaginary parts of the eigenvalues λ_{\pm} are separate at all p_1 , see figure 5(b). In other cases $D > 0$, so that there are two separate points p_1^a and p_1^b . For the second type we have $c_a > 0$ and $c_b < 0$, when both real and imaginary parts of λ_{\pm} have a single intersection, see figure 5(c). The equivalent situation when $c_a < 0$ and $c_b > 0$ is obtained by interchanging the points p_1^a and p_1^b in figure 5(c). The third type is represented by $c_{a,b} < 0$, when the real parts of λ_{\pm} have

two intersections and $\text{Im } \lambda_{\pm}$ do not intersect, see figure 5(d). Finally, if $c_{a,b} > 0$, when the real parts of λ_{\pm} do not intersect and $\text{Im } \lambda_{\pm}$ intersect at both p_1^a and p_1^b , see figure 5(e). The last column in figure 5 shows the behaviour of the eigenvalues λ_{\pm} on the complex plane. In each of the cases (b)–(e), the trajectories of eigenvalues on the complex plane may intersect and/or self-intersect, which can be studied by using expression (32). Note that intersections of the eigenvalue trajectories on the complex plane do not imply eigenvalue coupling since the eigenvalues λ_+ and λ_- pass the intersection point at different values of p_1 . The small loops of the eigenvalue trajectories on the complex plane, shown in figures 5(b), (e), shrink as the perturbations of the parameters $\Delta p_2, \Delta p_3, \dots, \Delta p_n$ tend to zero. Finally, we mention that the case of figure 5(c) is the only avoided crossing scenario when the eigenvalues follow the initial directions on the complex plane after interaction. In the other three cases (b), (d), and (e) the eigenvalues interchange their directions due to the interaction.

Let us consider a system depending on two parameters p_1 and p_2 with the weak coupling of eigenvalues at $p_1 = p_1^0$ and $p_2 = p_2^0$. The double eigenvalue λ_0 bifurcates into a pair λ_{\pm} under the perturbation of parameters Δp_1 and Δp_2 . Conditions (40) and (41) determine the values of parameters, at which the real and imaginary parts of λ_{\pm} coincide.

Let us write expression (36) in the form

$$c = c_{11}(\Delta p_1)^2 + c_{12}\Delta p_1\Delta p_2 + c_{22}(\Delta p_2)^2, \quad (45)$$

where

$$\begin{aligned} c_{11} &= (d_{11}^1 - d_{22}^1)^2/4 + d_{12}^1 d_{21}^1, & c_{22} &= (d_{11}^2 - d_{22}^2)^2/4 + d_{12}^2 d_{21}^2, \\ c_{12} &= (d_{11}^1 - d_{22}^1)(d_{11}^2 - d_{22}^2)/2 + d_{12}^1 d_{21}^2 + d_{12}^2 d_{21}^1. \end{aligned} \quad (46)$$

If the discriminant $D' = (\text{Im } c_{12})^2 - 4 \text{Im } c_{11} \text{Im } c_{22} > 0$, the equation $\text{Im } c = 0$ yields the two crossing lines

$$\begin{aligned} l_a: & 2 \text{Im } c_{11} \Delta p_1 + (\text{Im } c_{12} + \sqrt{D'}) \Delta p_2 = 0, \\ l_b: & 2 \text{Im } c_{11} \Delta p_1 + (\text{Im } c_{12} - \sqrt{D'}) \Delta p_2 = 0. \end{aligned} \quad (47)$$

There are no real solutions if $D' < 0$, and the lines l_a and l_b coincide in the degenerate case $D' = 0$. On the lines $l_{a,b}$ the values of c are real numbers of the same sign; we denote $\gamma_a = \text{sign}(c)$ for the line l_a , and $\gamma_b = \text{sign}(c)$ for the line l_b . According to (40) and (41), the real or imaginary parts of λ_{\pm} coincide at $l_{a,b}$ for negative or positive $\gamma_{a,b}$, respectively.

One can distinguish four types of the graphs for $\text{Re } \lambda_{\pm}(p_1, p_2)$ and $\text{Im } \lambda_{\pm}(p_1, p_2)$ shown in figure 6. In the nondegenerate case $D' \neq 0$, the eigenvalues λ_+ and λ_- are different for all parameter values except the initial point $p_{1,2} = p_{1,2}^0$. If $D' < 0$, the eigenvalue surfaces are cones with non-elliptic cross-section, see figure 6(a). Other three types correspond to the case $D' > 0$. If $\gamma_a < 0$ and $\gamma_b > 0$ then there is an intersection of the real parts along the line l_a and an intersection of the imaginary parts along the line l_b (in case $\gamma_a > 0$ and $\gamma_b < 0$ the lines l_a and l_b are interchanged), see figure 6(b). If $\gamma_a < 0$ and $\gamma_b < 0$ then the real parts intersect along both the lines l_a and l_b forming a ‘cluster of shells’, while there is no intersections for the imaginary parts, see figure 6(c). Finally, if $\gamma_a > 0$ and $\gamma_b > 0$ then there is no intersections for the real parts, while the imaginary parts intersect along the both lines l_a and l_b , see figure 6(d).

4. Example

As a physical example, we consider the propagation of light in a homogeneous non-magnetic crystal in the general case when the crystal possesses natural optical activity (chirality) and dichroism (absorption) in addition to biaxial birefringence, see Berry and Dennis (2003)

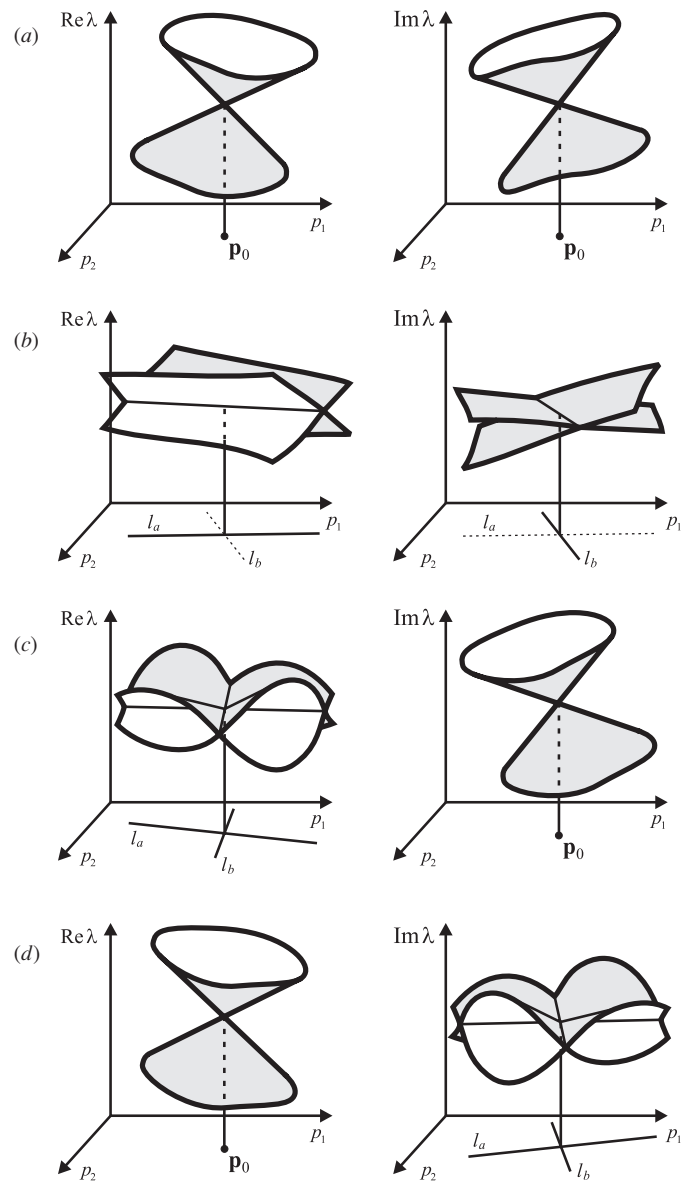


Figure 6. Eigenvalue surfaces near a point of weak coupling.

for the general formulation. The optical properties of the crystal are characterized by the inverse dielectric tensor η . The vectors of electric field \mathbf{E} and displacement \mathbf{D} are related as (Landau *et al* 1984)

$$\mathbf{E} = \eta \mathbf{D}. \quad (48)$$

The tensor η is described by a non-Hermitian complex matrix. The electric field \mathbf{E} and magnetic field \mathbf{H} in the crystal are determined by Maxwell's equations (Landau *et al* 1984)

$$\text{rot } \mathbf{E} = -\frac{1}{c} \frac{\partial \mathbf{H}}{\partial t}, \quad \text{rot } \mathbf{H} = \frac{1}{c} \frac{\partial \mathbf{D}}{\partial t}, \quad (49)$$

where t is time and c is the speed of light in vacuum.

A monochromatic plane wave of frequency ω that propagates in a direction specified by a real unit vector $\mathbf{s} = (s_1, s_2, s_3)$ has the form

$$\mathbf{D}(\mathbf{r}, t) = \mathbf{D}(\mathbf{s}) \exp i\omega \left(\frac{n(\mathbf{s})}{c} \mathbf{s}^T \mathbf{r} - t \right), \quad \mathbf{H}(\mathbf{r}, t) = \mathbf{H}(\mathbf{s}) \exp i\omega \left(\frac{n(\mathbf{s})}{c} \mathbf{s}^T \mathbf{r} - t \right), \quad (50)$$

where $n(\mathbf{s})$ is a refractive index, and $\mathbf{r} = (x_1, x_2, x_3)$ is the real vector of spatial coordinates. Substituting the wave (50) into Maxwell's equations (49), we find

$$\mathbf{H} = n[\mathbf{s}, \boldsymbol{\eta}\mathbf{D}], \quad \mathbf{D} = -n[\mathbf{s}, \mathbf{H}], \quad (51)$$

where square brackets indicate the cross product of vectors (Landau *et al* 1984). With the vector \mathbf{H} determined by the first equation of (51), the second equation of (51) yields (Berry and Dennis 2003)

$$-[\mathbf{s}, [\mathbf{s}, \boldsymbol{\eta}\mathbf{D}(\mathbf{s})]] = \boldsymbol{\eta}\mathbf{D}(\mathbf{s}) - \mathbf{s}(\mathbf{s}^T \boldsymbol{\eta}\mathbf{D}(\mathbf{s})) = \frac{1}{n^2(\mathbf{s})} \mathbf{D}(\mathbf{s}). \quad (52)$$

Multiplying equation (52) by the vector \mathbf{s}^T from the left we find that for plane waves the vector \mathbf{D} is always orthogonal to the direction \mathbf{s} , i.e., $\mathbf{s}^T \mathbf{D}(\mathbf{s}) = 0$.

Since the quantity $\mathbf{s}^T \boldsymbol{\eta}\mathbf{D}(\mathbf{s})$ is a scalar, we can write (52) in the form of an eigenvalue problem for the complex non-Hermitian matrix $\mathbf{A}(\mathbf{s})$ dependent on the vector of parameters $\mathbf{s} = (s_1, s_2, s_3)$:

$$\mathbf{A}\mathbf{u} = \lambda\mathbf{u}, \quad \mathbf{A}(\mathbf{s}) = (\mathbf{I} - \mathbf{s}\mathbf{s}^T)\boldsymbol{\eta}(\mathbf{s}), \quad (53)$$

where $\lambda = n^{-2}$, $\mathbf{u} = \mathbf{D}$, and \mathbf{I} is the identity matrix. Multiplying the matrix \mathbf{A} by the vector \mathbf{s} from the left we conclude that $\mathbf{s}^T \mathbf{A} = 0$, i.e., the vector \mathbf{s} is the left eigenvector with the eigenvalue $\lambda = 0$. Zero eigenvalue always exists, because $\det(\mathbf{I} - \mathbf{s}\mathbf{s}^T) \equiv 0$, if $\|\mathbf{s}\| = 1$.

The matrix $\mathbf{A}(\mathbf{s})$ defined by equation (53) is a product of the matrix $\mathbf{I} - \mathbf{s}\mathbf{s}^T$ and the inverse dielectric tensor $\boldsymbol{\eta}(\mathbf{s})$. The symmetric part of $\boldsymbol{\eta}$ constitutes the anisotropy tensor describing the birefringence of the crystal. It is represented by the complex symmetric matrix \mathbf{U} , which is independent of the vector of parameters \mathbf{s} . The antisymmetric part of $\boldsymbol{\eta}$ is determined by the optical activity vector $\mathbf{g}(\mathbf{s}) = (g_1, g_2, g_3)$, describing the chirality (optical activity) of the crystal. It is represented by the skew-symmetric matrix

$$\mathbf{G} = i \begin{pmatrix} 0 & -g_3 & g_2 \\ g_3 & 0 & -g_1 \\ -g_2 & g_1 & 0 \end{pmatrix}. \quad (54)$$

The vector \mathbf{g} is given by the expression $\mathbf{g}(\mathbf{s}) = \boldsymbol{\gamma}\mathbf{s}$, where $\boldsymbol{\gamma}$ is the optical activity tensor represented by a symmetric complex matrix. Thus, the matrix $\mathbf{G}(\mathbf{s})$ depends linearly on the parameters s_1, s_2, s_3 .

In the present formulation, the problem has been studied analytically and numerically in Berry and Dennis (2003). Below we present two specific numerical examples in the case of a non-diagonal matrix $\boldsymbol{\gamma}$, for which the structure of singularities was not fully investigated. Unlike Berry and Dennis (2003), where the reduction to two dimensions was carried out, we work with the three-dimensional form of problem (53). Our intention here is to give guidelines for using our theory by means of the relatively simple 3×3 matrix family, keeping in mind that the main area of applications would be higher dimensional problems.

As a first example, we choose the inverse dielectric tensor in the form

$$\boldsymbol{\eta} = \begin{pmatrix} 3 & 0 & 0 \\ 0 & 1 & 0 \\ 0 & 0 & 2 \end{pmatrix} + i \begin{pmatrix} 0 & 1 & 2 \\ 1 & 0 & 0 \\ 2 & 0 & 0 \end{pmatrix} + i \begin{pmatrix} 0 & -s_1 & 0 \\ s_1 & 0 & -s_3 \\ 0 & s_3 & 0 \end{pmatrix} \quad (55)$$

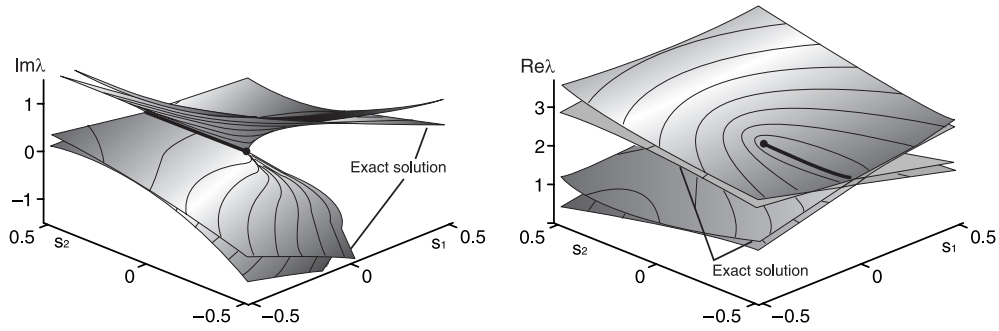


Figure 7. Eigensurfaces of the crystal (55) and their approximations.

where $s_3 = \sqrt{1 - s_1^2 - s_2^2}$. The crystal defined by (55) is dichroic and optically active with the non-diagonal matrix γ . When $s_1 = 0$ and $s_2 = 0$ the spectrum of the matrix \mathbf{A} consists of the double eigenvalue $\lambda_0 = 2$ and the simple zero eigenvalue. The double eigenvalue possesses the eigenvector \mathbf{u}_0 and associated vector \mathbf{u}_1 :

$$\mathbf{u}_0 = \begin{pmatrix} i \\ -1 \\ 0 \end{pmatrix}, \quad \mathbf{u}_1 = \begin{pmatrix} 0 \\ 1 \\ 0 \end{pmatrix}. \quad (56)$$

The eigenvector \mathbf{v}_0 and associated vector \mathbf{v}_1 corresponding to the double eigenvalue $\lambda_0 = 2$ of the adjoint matrix \mathbf{A}^* are

$$\mathbf{v}_0 = \begin{pmatrix} i \\ 1 \\ 1 + i/2 \end{pmatrix}, \quad \mathbf{v}_1 = \begin{pmatrix} i \\ 0 \\ 1/2 - i/4 \end{pmatrix}. \quad (57)$$

The vectors $\mathbf{u}_0, \mathbf{u}_1$ and $\mathbf{v}_0, \mathbf{v}_1$ satisfy the normalization and orthogonality conditions (9). Calculating the derivatives of the matrix $\mathbf{A}(s_1, s_2)$ at the point $\mathbf{s}_0 = (0, 0, 1)$ we obtain

$$\frac{\partial \mathbf{A}}{\partial s_1} = \begin{pmatrix} -2i & -2i & -2 \\ i & 0 & 0 \\ -3 & -i & -2i \end{pmatrix}, \quad \frac{\partial \mathbf{A}}{\partial s_2} = \begin{pmatrix} 0 & 0 & 0 \\ -2i & -i & -2 \\ -i & -1 & i \end{pmatrix}. \quad (58)$$

Substitution of the derivatives (58) together with the vectors given by equations (56) and (57) into formulae (12) and (13) yields the vectors \mathbf{f}, \mathbf{g} and \mathbf{h}, \mathbf{r} as

$$\mathbf{f} = (0, 4), \quad \mathbf{g} = (-4, 0), \quad \mathbf{h} = (0, 0), \quad \mathbf{r} = (-4, 0). \quad (59)$$

With the vectors (59) we find from (21) and (22) the approximations of the eigensurfaces $\text{Re } \lambda(s_1, s_2)$ and $\text{Im } \lambda(s_1, s_2)$ in the vicinity of the point $\mathbf{s}_0 = (0, 0, 1)$:

$$\text{Re } \lambda_{\pm} = 2 \pm \sqrt{2s_2 + 2\sqrt{s_1^2 + s_2^2}}, \quad \text{Im } \lambda_{\pm} = -2s_1 \pm \sqrt{-2s_2 + 2\sqrt{s_1^2 + s_2^2}}. \quad (60)$$

Calculation of the exact solution of the characteristic equation for the matrix \mathbf{A} with the inverse dielectric tensor η defined by equation (55) shows a good agreement of the approximations (60) with the numerical solution, see figure 7. One can see that both the surfaces of real and imaginary parts have a Whitney umbrella singularity at the coupling point; the surfaces self-intersect along different rays, which together constitute a straight line when projected on the parameter plane.

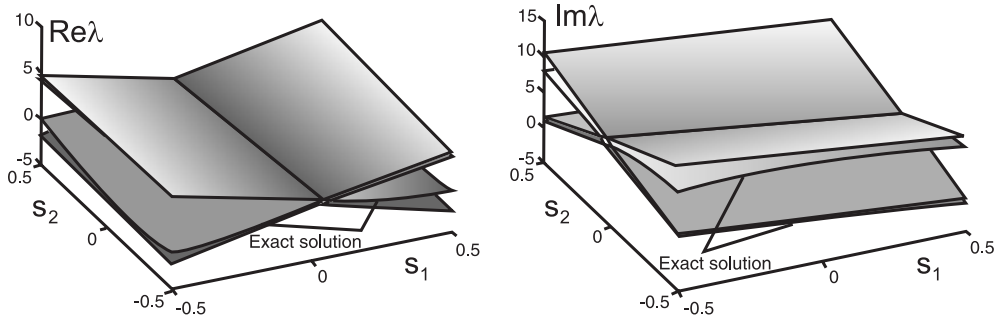


Figure 8. Eigensurfaces of the crystal (61) and their approximations.

As a second numerical example, let us consider the inverse dielectric tensor as

$$\eta = \begin{pmatrix} 1 & 0 & 1 \\ 0 & 1 & 0 \\ 1 & 0 & 4 \end{pmatrix} + i \begin{pmatrix} 5 & 0 & 4 \\ 0 & 5 & 2 \\ 4 & 2 & 0 \end{pmatrix} + 4i \begin{pmatrix} 0 & -s_1 - is_2 & is_3 \\ s_1 + is_2 & 0 & -s_3 \\ -is_3 & s_3 & 0 \end{pmatrix}. \quad (61)$$

At $\mathbf{s} = (0, 0, 1)$, the matrix \mathbf{A} has the double eigenvalue $\lambda_0 = 1 + 5i$ with two eigenvectors and the simple zero eigenvalue. The eigenvectors $\mathbf{u}_1, \mathbf{u}_2$ of λ_0 and the eigenvectors $\mathbf{v}_1, \mathbf{v}_2$ of $\bar{\lambda}_0$ for the adjoint matrix \mathbf{A}^* are

$$\mathbf{u}_1 = \begin{pmatrix} 1 \\ 0 \\ 0 \end{pmatrix}, \quad \mathbf{u}_2 = \begin{pmatrix} 0 \\ 1 \\ 0 \end{pmatrix}, \quad \mathbf{v}_1 = \begin{pmatrix} 1 \\ 0 \\ \frac{-3-4i}{1-5i} \end{pmatrix}, \quad \mathbf{v}_2 = \begin{pmatrix} 0 \\ 1 \\ \frac{2i}{1-5i} \end{pmatrix}. \quad (62)$$

These vectors satisfy normalization conditions (4). Taking derivatives of the matrix \mathbf{A} with respect to parameters s_1 and s_2 , where $s_3 = \sqrt{1 - s_1^2 - s_2^2}$, and using formula (33), we obtain

$$\begin{aligned} \mathbf{d}_{11} &= (-2 - 8i, 0), & \mathbf{d}_{12} &= (6i, -9 - 4i), \\ \mathbf{d}_{21} &= (-10i, 7 - 4i), & \mathbf{d}_{22} &= (0, -4i). \end{aligned} \quad (63)$$

Using (63) in formulae (34)–(36), we find approximations for real and imaginary parts of two nonzero eigenvalues λ_{\pm} near the point $\mathbf{s} = (0, 0, 1)$ as

$$\text{Re } \lambda_{\pm} = 1 - s_1 \pm \sqrt{(|c| + \text{Re } c)/2}, \quad \text{Im } \lambda_{\pm} = 5 - 4s_1 - 2s_2 \pm \sqrt{(|c| - \text{Re } c)/2}, \quad (64)$$

where $c = (45 + 8i)s_1^2 + 128is_1s_2 + (-83 + 8i)s_2^2$.

Approximations of eigenvalue surfaces (64) and the exact solutions are presented in figure 8. The eigenvalue surfaces have intersections both in $(s_1, s_2, \text{Re } \lambda)$ and $(s_1, s_2, \text{Im } \lambda)$ spaces. These intersections are represented by two different lines l_a and l_b in parameter space, see figure 6(b).

5. Conclusion

A general theory of coupling of eigenvalues of complex matrices smoothly depending on multiple real parameters has been presented. Diabolic and exceptional points have been mathematically described and general formulae for coupling of eigenvalues at these points have been derived. This theory gives a clear and complete picture of crossing and avoided crossing of eigenvalues with a change of parameters. It has a very broad field of applications since any physical system contains parameters. It is important that the presented theory of coupling gives not only qualitative, but also quantitative results on eigenvalue surfaces based

only on the information at the diabolic and exceptional points. This information includes eigenvalues, eigenvectors and associated vectors with derivatives of the system matrix taken at the singular points. We emphasize that the developed methods provide a firm basis for the analysis of spectrum singularities of matrix operators.

Acknowledgments

The work is supported by the research grants RFBR-NSFC 02-01-39004, RFBR 03-01-00161, CRDF-BRHE Y1-MP-06-19 and CRDF-BRHE Y1-M-06-03.

References

- Arnold V I 1983 *Geometrical Methods in the Theory of Ordinary Differential Equations* (New York: Springer)
- Arnold V I 1989 Spaces of functions with moderate critical points *Funct. Anal. i Pril.* **23** 1–10
- Berry M, Bhandari R and Klein S 1999 Black plastic sandwiches demonstrating biaxial optical anisotropy *Eur. J. Phys.* **20** 1–14
- Berry M V and Dennis M R 2003 The optical singularities of birefringent dichroic chiral crystals *Proc. R. Soc. A* **459** 1261–92
- Berry M V and Wilkinson M 1984 Diaboloic points in the spectra of triangles *Proc. R. Soc. A* **392** 15–43
- Courant C and Hilbert D 1953 *Methods of Mathematical Physics* (New York: Wiley)
- Dembowski C, Dietz B, Gräf H-D, Harney H L, Heine A, Heiss W D and Richter A 2003 Observation of a chiral state in a microwave cavity *Phys. Rev. Lett.* **90** 034101
- Dembowski C, Gräf H-D, Harney H L, Heine A, Heiss W D, Rehfeld H and Richter A 2001 Experimental observation of the topological structure of exceptional points *Phys. Rev. Lett.* **86** 787–90
- Dobson I, Zhang J, Greene S, Engdahl H and Sauer P W 2001 Is strong modal resonance a precursor to power system oscillations? *IEEE Trans. Circuits Syst.* **1** **48** 340–9
- Hamilton W R 1833 On a general method of expressing the paths of light, and of the planets, by the coefficients of a characteristic function *Dublin Univ. Rev. Q. Mag.* **1** 795–826
- Heiss W D 2000 Repulsion of resonance states and exceptional points *Phys. Rev.* **61** 929–32
- Heiss W D 2004 Exceptional points of non-Hermitian operators *J. Phys. A: Math. Gen.* **37** 2455–64
- Hernandez E, Jauregui A and Mondragon A 2003 Unfolding a degeneracy point: crossing and anticrossings of unbound states in parameter space *Revista Mexicana de Fisica* **49** 60–72
- Herring C 1937 Accidental Degeneracy in the Energy Bands of Crystals *Phys. Rev.* **52** 365–73
- Keck F, Korsch H J and Mossmann S 2003 Unfolding a diabolic point: a generalized crossing scenario *J. Phys. A: Math. Gen.* **36** 2125–37
- Kirillov O N 2004 Destabilization paradox *Dokl. Phys.* **49** 239–45
- Kirillov O N, Mailybaev A A and Seyranian A P 2004 Unfolding of eigenvalue surfaces near a diabolic point due to a complex perturbation *Preprint math-ph/0411006 (J. Phys. A: Math. Gen. submitted)*
- Kirillov O N and Seyranian A P 2002 Metamorphoses of characteristic curves in circulatory systems *J. Appl. Math. Mech.* **66** 371–85
- Kirillov O N and Seyranian A P 2004 Collapse of the Keldysh chains and stability of continuous non-conservative systems *SIAM J. Appl. Math.* **64** 1383–407
- Korsch H J and Mossmann S 2003 Stark resonances for a double δ quantum well: crossing scenarios, exceptional points and geometric phases *J. Phys. A: Math. Gen.* **36** 2139–53
- Lancaster P 1969 *Theory of Matrices* (New York: Academic)
- Landau L D, Lifshitz E M and Pitaevskii L P 1984 *Electrodynamics of Continuous Media* (Oxford: Pergamon)
- Mailybaev A A and Seyranian A P 1999 On singularities of a boundary of the stability domain *SIAM J. Matrix Anal. Appl.* **21** 106–28
- Mondragon A and Hernandez E 1993 Degeneracy and crossing of resonance energy surfaces *J. Phys. A: Math. Gen.* **26** 5595–611
- Schwartz L 1967 *Cours d'Analyse* (Paris: Hermann)
- Seyranian A P 1991 Sensitivity analysis of eigenvalues and the development of instability *Stroinicky Casopic* **42** 193–208
- Seyranian A P 1993 Sensitivity analysis of multiple eigenvalues *Mech. Struct. Mach.* **21** 261–84
- Seyranian A P and Kliem W 2001 Bifurcations of eigenvalues of gyroscopic systems with parameters near stability boundaries *Trans. ASME, J. Appl. Mech.* **68** 199–205

- Seyranian A P, Lund E and Olhoff N 1994 Multiple eigenvalues in structural optimization problems *Struct. Multidiscip. Optim.* **8** 207–27
- Seyranian A P and Mailybaev A A 2001 On stability boundaries of conservative systems *Z. Angew. Math. Phys.* **52** 669–79
- Seyranian A P and Mailybaev A A 2003a Interaction of eigenvalues in multi-parameter problems *J. Sound Vib.* **267** 1047–64
- Seyranian A P and Mailybaev A A 2003b *Multiparameter Stability Theory with Mechanical Applications* (Singapore: World Scientific)
- Seyranian A P and Pedersen P 1993 On interaction of eigenvalue branches in non-conservative multi-parameter problems *Dynamics and Vibration of Time Varying Systems and Structures: Proc. ASME Conf.* ed S C Sinha and R M Evan-Iwanowski DE-vol **56** 19–30
- Stehmann T, Heiss W D and Scholtz F G 2004 Observation of exceptional points in electronic circuits *J. Phys. A: Math. Gen.* **37** 7813–9
- Teller E 1937 The Crossing of Potential Surfaces *J. Phys. Chem.* **41** 109–16
- Vishik M I and Lyusternik L A 1960 Solution of some perturbation problems in the case of matrices and selfadjoint or non-selfadjoint equations *Russ. Math. Surv.* **15** 1–73
- Von Neumann J and Wigner E P 1929 Über das Verhalten von Eigenwerten bei adiabatischen Prozessen *Z. Phys.* **30** 467–70