

CP SYMMETRY VIOLATION - THE SEARCH FOR ITS ORIGIN

Nobel lecture, 8 December, 1980

by

JAMES W. CRONIN

The University of Chicago, Illinois 60637, USA

The greatest pleasure a scientist can experience is to encounter an unexpected discovery. I am always astonished when a simple apparatus, designed to ask the right question of nature, receives a clear response. Our experiment, carried out with James Christenson, Val Fitch and Renk Turlay, gave convincing evidence that the long-lived neutral K meson (K_L) decayed into two charged pions, a decay mode forbidden by CP symmetry. The forbidden decay mode was found to be a small fraction $(2.0 \pm 0.4) \times 10^{-3}$ of all charged decay modes. Professor Fitch has described our discovery of CP symmetry violation. He has discussed how it was preceded by brilliant theoretical insights and incisive experiments with K mesons. My lecture will review the knowledge that we have obtained about CP violation since its discovery.¹ The discovery triggered an intense international experimental effort. It also provoked many theoretical speculations which in turn stimulated a variety of experiments.

At present there is no satisfactory theoretical understanding of CP violation. Such understanding as we do have has come entirely from experimental studies. These studies have extended beyond the high energy accelerator laboratories into nuclear physics laboratories and research reactor laboratories. The experiments which have sought to elucidate the tiny effect have involved both ingenuity and painstaking attention to detail.

Upon learning of the discovery in 1964, the natural reaction of our colleagues was to ask what was wrong with the experiment. Or, if they were convinced of the correctness of the measurements, they asked how could the effect be explained while still retaining CP symmetry. I remember vividly a special session organized at the 1964 International Conference on High Energy Physics at Dubna in the Soviet Union. There, for an afternoon, I had to defend our experiment before a large group of physicists who wanted to know every detail of the experiment—more details than could have been given in the formal conference session.

As the session neared a close, one of my Soviet colleagues suggested that, perhaps, the effect was due to regeneration of short-lived K mesons (K_S) in a fly unfortunately trapped in the helium bag. We did a quick “back of the envelope” estimate of the density of the fly necessary to produce the effect. The density required was far in excess of uranium.

More serious questions were raised at this session and by many other

physicists who had thought deeply about our result. While we were confident that the experiment had been correctly carried out and interpreted, many sought reassurance through confirmation of the experiment by other groups. This confirmation came quickly from experiments at the Rutherford Laboratory² in England, and at CERN³ in Geneva, Switzerland.

Another important issue was raised. In the original experiment, the decay to two pions was inferred kinematically, but no proof was given that these pions were identical to the ordinary pions or that the decay was not accompanied by a third light particle emitted at a very low energy. The direct proof that the effect was indeed a violation of CP symmetry was the demonstration of interference between the decay of the long-lived and short-lived K meson to two charged pions. This interference was first demonstrated in a simple and elegant experiment by my colleague Val Fitch with Roth, Russ and Vernon.⁴

Their experiment compared the rate of decay of a K_{L^0} beam into two charged pions in vacuum and in the presence of a diffuse beryllium regenerator. The density of the regenerator was adjusted so that the regeneration amplitude A_r was equal to the CP violating amplitude η_{+-} . These amplitudes are defined by

$$\eta_{+-} = \frac{\text{amplitude } (K_{L^0} \rightarrow \pi^+ \pi^-)}{\text{amplitude } (K_S \rightarrow \pi^+ \pi^-)}$$

and

$$A_r = i\pi N\Lambda \left(\frac{f-\bar{f}}{k} \right) \left(i\delta + \frac{1}{2} \right)^{-1}.$$

The yield of $K_{L^0} \rightarrow \pi^+ \pi^-$ in the presence of the regenerator is proportional to

$$|A_r + \eta_{+-}|^2.$$

In the expression for A_r , δ is given by $(M_S - M_{L^0})/\Gamma_S$ where M_S and M_{L^0} are the K_S and K_{L^0} masses, and Γ_S the decay rate of the K_S meson, A is the mean decay length of the K_S meson, k is the wave number of the incident K_{L^0} beam and f and \bar{f} are the forward scattering amplitudes for K and \bar{K} , respectively on the nuclei of the regenerator. The regeneration amplitude is proportional to N , the number density of the material. The quantity $(f-\bar{f})/k$ was determined in an auxiliary experiment with a dense regenerator. Then a regenerator of appropriate density was constructed using the formula for A_r .⁵ The actual regenerator was constructed of 0.5 mm sheets separated by 1 cm. Such an arrangement behaves as a homogeneous regenerator of $(1/20)$ normal density if the separation of the sheets is small compared to the quantity $\delta\Lambda$.

In the earliest experiment Fitch and his colleagues found that with $|A_r|$ chosen to be equal to $|\eta_{+-}|$ the rate of $\pi^+ \pi^-$ decays was about *four times* the rate without the regenerator. This result showed not only that there was interference, but also that the interference was fully constructive. Complete analysis of this experiment reported subsequently⁶ gave the $\pi^+ \pi^-$ yield as a function of density as shown in Fig 1. The quantity a in the figure is the relative phase between the regeneration amplitude and the CP violating amplitude.

The result of this experiment also permits the experimental distinction

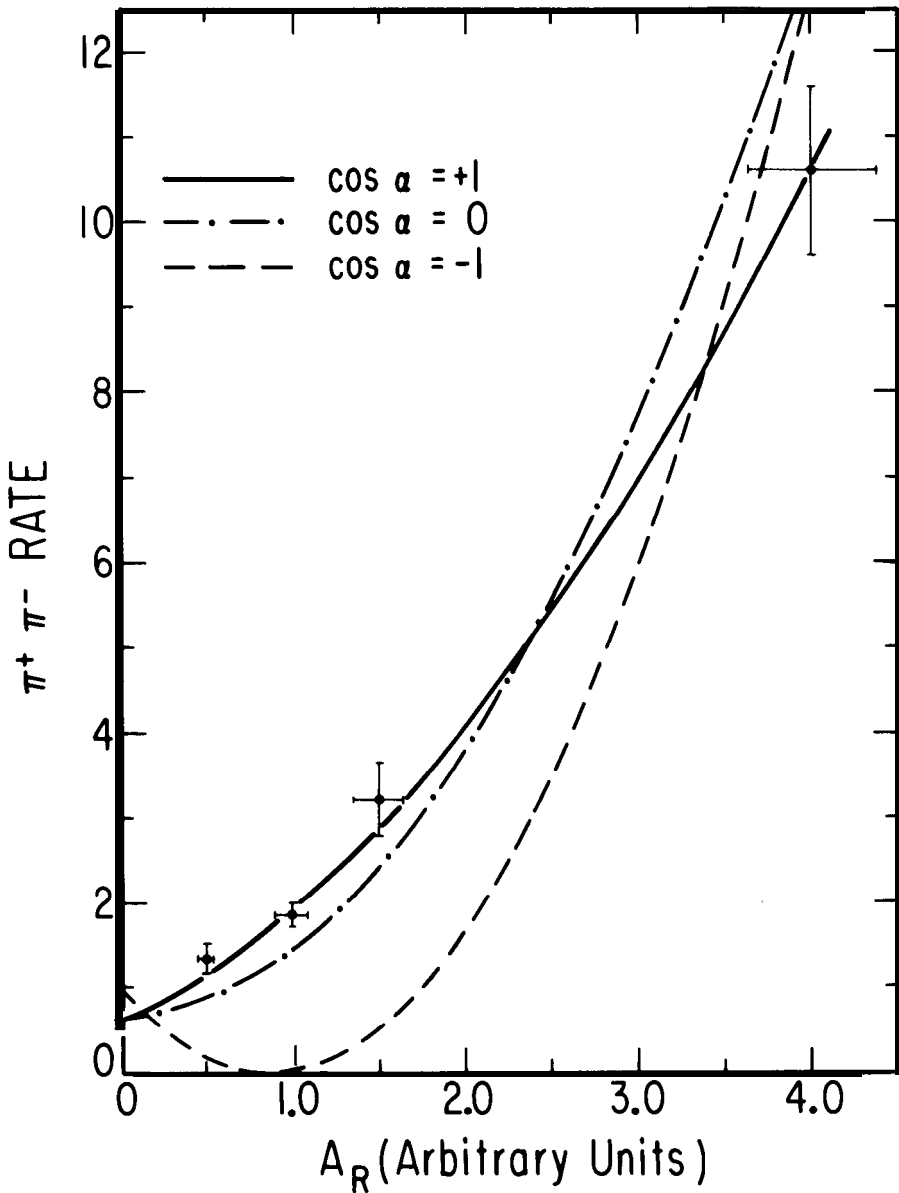


Fig. 1. Yield of $\pi^+\pi^-$ events as a function of the diffuse regenerator amplitude. The three curves correspond to the three stated values of the phase between the regeneration amplitude A_r and the CP violating amplitude η_{+-} .

between a world composed of matter and a world composed of antimatter.⁷ Imagine that this experiment were performed in the antiworld. The only difference would be that the regenerator material would be antimatter. If we assume C invariance for the strong interactions, the forward scattering amplitudes for K and \bar{K} would be interchanged so that A_r would have the opposite sign. Thus, in the antiworld an investigator performing the interference experiment would observe destructive interference similar to the dashed curve of Fig 1, an unmistakable difference from the result found in our world. The

interference experiment of Fitch and collaborators eliminated alternate explanations of the $K_L \rightarrow \pi^+ \pi^-$ decay, since the effect was of such a nature that an experiment distinguishing a world of matter and antimatter was possible.

It was also suggested that the effect might be due to a long range vector field of cosmological origin.⁸ Such a source of the effect would lead to a decay rate for $K_L \rightarrow \pi^+ \pi^-$ which would be proportional to the square of the K_L energy in the laboratory. Our original experiment was carried out at a mean K_L energy of 1.1 GeV. The confirming experiments at the Rutherford Laboratory and CERN were carried out at mean K_L energies of 3.1 and 10.7 GeV, respectively. Since the three experiments found the same branching ratio for $K_L \rightarrow \pi^+ \pi^-$, the possibility of a long range vector field was eliminated.

Before continuing, it is necessary to state some of the phenomenology which describes the CP violation in the neutral K system. The basic notation was introduced by Wu and Yang.⁹ For this discussion CPT conservation is assumed. Later we shall refer to the evidence from K-meson decays which show that all data are consistent with a corresponding T violation. Any CPT violation is consistent with zero within the present sensitivity of the measurements.

There are two basic complex parameters which are required to discuss CP violation as observed in the two pion decays of K_L mesons. The first quantity ϵ is a measure of the CP impurity in the eigenstates $|K_S\rangle$ and $|K_L\rangle$. These eigenstates are given by

$$|K_S\rangle = \frac{1}{\sqrt{2} \sqrt{1+|\epsilon|^2}} [(1+\epsilon)|K\rangle + (1-\epsilon)|\bar{K}\rangle],$$

and

$$|K_L\rangle = \frac{1}{\sqrt{2} \sqrt{1+|\epsilon|^2}} [(1+\epsilon)|K\rangle - (1-\epsilon)|\bar{K}\rangle].$$

The quantity ϵ can be expressed in terms of the elements of the mass and decay matrices which couple and control the time evolution of the $|K\rangle$ and $|\bar{K}\rangle$ states. It is given by

$$\epsilon = \frac{-\text{Im}M_{12} + i\text{Im}\Gamma_{12}/2}{i(M_S - M_L) + (\Gamma_S - \Gamma_L)/2}$$

Limits on the size of $\text{Im}\Gamma_{12}$ can be obtained from the observed decay rates of K_S and K_L to the various decay modes. If $\text{Im}\Gamma_{12}$ were zero, then the phase of ϵ would be determined by the denominator which is just the difference in eigenvalues of the matrix which couples K and \bar{K} . These quantities have been experimentally measured and give $\arg \epsilon \sim 45^\circ$.

The second quantity ϵ' is defined by

$$\epsilon' = \frac{i}{\sqrt{2}} \text{Im} \left(\frac{A_2}{A_0} \right) e^{i(\delta_2 - \delta_0)}.$$

Here A_0 and A_2 are respectively the amplitudes for a K meson to decay to standing wave states of two pions in the isotopic spin 0 and 2 states, respectively. Time reversal symmetry demands that A_0 and A_2 be relatively real.¹⁰ The quantities δ_0 and δ_2 are the s-wave $\pi\pi$ scattering phase shifts for the states

$I = 0$ and $I = 2$, respectively. The parameters ε and ε' are related to observable quantities defined by

$$|\eta_{+-}| e^{i\phi_{+-}} = \frac{\text{amp}(K_L \rightarrow \pi^+ \pi^-)}{\text{amp}(K_S \rightarrow \pi^+ \pi^-)},$$

$$|\eta_{00}| e^{i\phi_{00}} = \frac{\text{amp}(K_L \rightarrow \pi^0 \pi^0)}{\text{amp}(K_S \rightarrow \pi^0 \pi^0)},$$

and

$$\delta_\ell = \frac{\Gamma(K_L \rightarrow \pi^- \ell^+ \nu_\ell) - \Gamma(K_L \rightarrow \pi^+ \ell^- \bar{\nu}_\ell)}{\Gamma(K_L \rightarrow \pi^- \ell^+ \nu_\ell) + \Gamma(K_L \rightarrow \pi^+ \ell^- \bar{\nu}_\ell)}$$

These experimentally measured quantities are related to ε and ε' by the following expressions:¹¹

$$\begin{aligned} \eta_{+-} &= \varepsilon + \varepsilon' \\ \eta_{00} &= \varepsilon - 2\varepsilon' \\ \delta_\ell &= 2 \text{Re}\varepsilon. \end{aligned}$$

The magnitude and phase of the quantity η_{+-} have been most precisely measured by studying the time dependence of $\pi^+ \pi^-$ decays from a K beam which was prepared as a mixture of K_S and K_L . This experimental technique was suggested by Whatley,¹² long before the discovery of CP violation. If we let ρ be the amplitude for K_S at $t = 0$, relative to the K_L amplitude, then the time dependence of $\pi^+ \pi^-$ decays will be given by¹³

$$N_{+-}(t) = |\rho \exp [(-i\Delta M - \Gamma_S/2)t] + \eta_{+-}|^2$$

The initial amplitude for the K_S component can be prepared by two different methods. In the first method we pass a K_L beam through a regenerator. Then ρ is the regeneration amplitude. Here the interference term is $2|\rho| |\eta_{+-}| e^{-\Gamma_S t/2} \cos(-\Delta M t + \phi_\rho - \phi_{+-})$. In the second method we produce a beam which is pure K (or \bar{K}) at $t = 0$. In practice protons of ≈ 20 GeV produce at small angles about three times as many \bar{K} as K. The K dilution is a detail which need not be of concern here. In this case $\rho = +1$, and the interference term is $2|\eta_{+-}| e^{-\Gamma_S t/2} \cos(-\Delta M t - \phi_{+-})$.

The important CP parameters are $|\eta_{+-}|$ and ϕ_{+-} . We see, however, that a knowledge of the auxiliary parameters Γ_S and ΔM is also required. In the first method one measures $\phi_{+-} - \phi_\rho$ and one must also have a technique to independently measure ϕ_ρ . In both cases the $\pi^+ \pi^-$ yield is most sensitive to the interference term when the two interfering amplitudes are of the same size. For the second method we require observation at 12 K_S lifetimes. (We want $e^{-\Gamma_S t/2} \approx |\eta_{+-}| \approx 2 \times 10^{-3}$.) As a consequence, a small error in ΔM can lead to a large uncertainty on ϕ_{+-} , and, more importantly, a systematic error in ΔM can lead to an incorrect value for ϕ_{+-} . A one percent error in ΔM corresponds to an error in ϕ_{+-} of about 3° . The measurement of ΔM with satisfactory precision has required an effort as formidable as the interference experiments themselves.¹⁴

Time and space do not permit a survey which does justice to the many

groups at CERN, Brookhaven, Argonne, and SLAC who have made the meticulous measurements which have led to the following parameters:¹⁵

$$\eta_{+-} = [(2.27 \pm 0.02) \times 10^{-3}] \exp [i(44.7^\circ \pm 1.2^\circ)],$$

$$\Delta M = M_S - M_{L_1} = -(0.535 \pm 0.002) \times 10^{10}/\text{sec},$$

$$\Gamma_S = (1.121 \pm 0.003) \times 10^{10}/\text{sec}.$$

As an example of the quality of the measurements mentioned above, Fig 2 shows a time distribution of $\pi^+\pi^-$ decays following the passage of a K_L beam of 4 to 10 GeV/c momentum through an 81 cm thick carbon regenerator.¹⁶

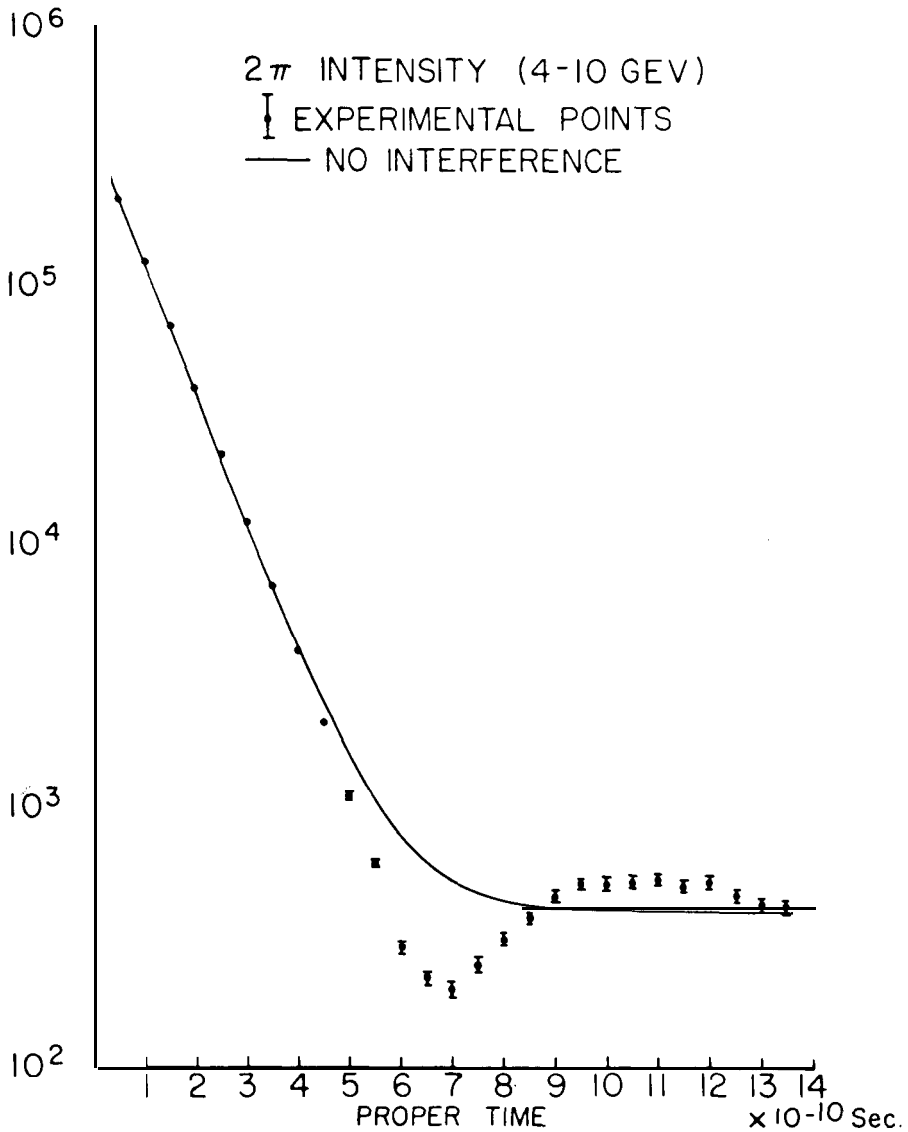


Fig. 2. Yield of $\pi^+\pi^-$ events as a function of proper time downstream from an 81 cm carbon regenerator placed in a K_L beam.

The destructive interference is clearly seen. If the experiment were carried out with a regenerator of anticarbon, then constructive interference would have been observed.

Measurements of the charge asymmetry δ_ℓ for K_L decays began in 1966. This asymmetry is found in the abundant semileptonic decay modes $K_{L1} \rightarrow \pi^\pm \ell^\mp \nu$, where ℓ is either an electron or muon. It basically measures the difference in amplitude of K and \bar{K} in the eigenstate of the K_L . It does so by virtue of the $\Delta S = \Delta Q$ rule, which states that all semileptonic decays have the change in charge of the hadron equal the change in strangeness. Thus, K mesons decay to $\pi^- \ell^+ \nu$ and \bar{K} mesons decay to $\pi^+ \ell^- \bar{\nu}$. The validity of the $\Delta S = \Delta Q$ rule was in doubt for many years, but it has finally been established that the $\Delta Q = -\Delta S$ transitions are no more than about 2% of the $\Delta Q = +\Delta S$ transitions.¹⁷ The size of the charge asymmetry expected is $\sim \sqrt{2} |\eta_{+-}| \approx 3 \times 10^{-3}$. Millions of events are required to measure δ_ℓ accurately, and excellent control of the symmetry of the apparatus and understanding of charge dependent biases are needed to reduce systematic errors.

Again, we must omit a detailed review of all asymmetry measurements. These have been carried out at CERN, Brookhaven, and SLAC. The net result of these measurements gives¹⁵

$$\text{and } \begin{aligned} \delta_e &= (3.33 \pm 0.14) \times 10^{-3} \\ \delta_\mu &= (3.19 \pm 0.24) \times 10^{-3}. \end{aligned}$$

We expect these two asymmetries to be equal since they both are a measure of $2 \operatorname{Re} \epsilon$. These asymmetries are measured for a pure K_L beam. For a beam which is pure K at $t = 0$ the charge asymmetry shows a strong oscillation term with angular frequency ΔM . Figure 3 shows the time dependence of the

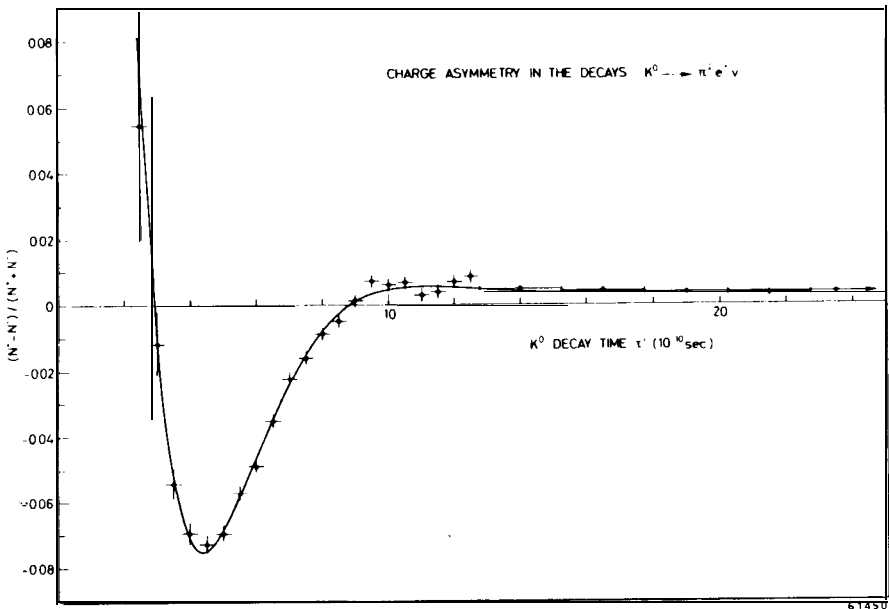


Fig. 3. Time dependence of the charge asymmetry of semileptonic decays.

charge asymmetry taken from the thesis of V. Lüth.¹⁸ The small residual charge asymmetry of the K_L decays after the oscillations have died out is clearly resolved.

The charge asymmetry is a manifest violation of CP, and as such also permits an experimental distinction between a world and an antiworld. In our world we find that the positrons in the decay are slightly in excess. The positrons are leptons which have the same charge as our atomic nuclei. In the antiworld the experimenter will find that the excess leptons have opposite charge to his atomic nuclei; hence, he would report a different result for the same experiment.

Simple examination of the relations between the experimentally measurable parameters and the complex quantities ϵ and ϵ' show that measurements of $|\eta_{00}|$ and ϕ_{00} are essential to finding ϵ and ϵ' . The path to reliable results for $|\eta_{00}|$ and ϕ_{00} has been torturous. This statement is based on personal experience; six years of my professional life have been spent on the measurement of $|\eta_{00}|$.

Measurement of the parameters associated with $K_{L1} \rightarrow \pi^0 \pi^0$ is complicated by the fact that each π^0 decays rapidly (10^{-16} sec) into two photons. For typical K_L beams used in these experiments the photon energies are in the range of 0.25 to 5 GeV. It is difficult to measure accurately the direction and energy of such photons. In addition to that difficulty, the CP conserving decay $K_{L1} \rightarrow 3\pi^0$ occurs at a rate which is about 200 times as frequent, and presents a severe background.

Early results suggested that $|\eta_{00}|$ was about twice $|\eta_{+-}|$ with the consequence that ϵ' was a large number. By 1968 however, an improved experiment using

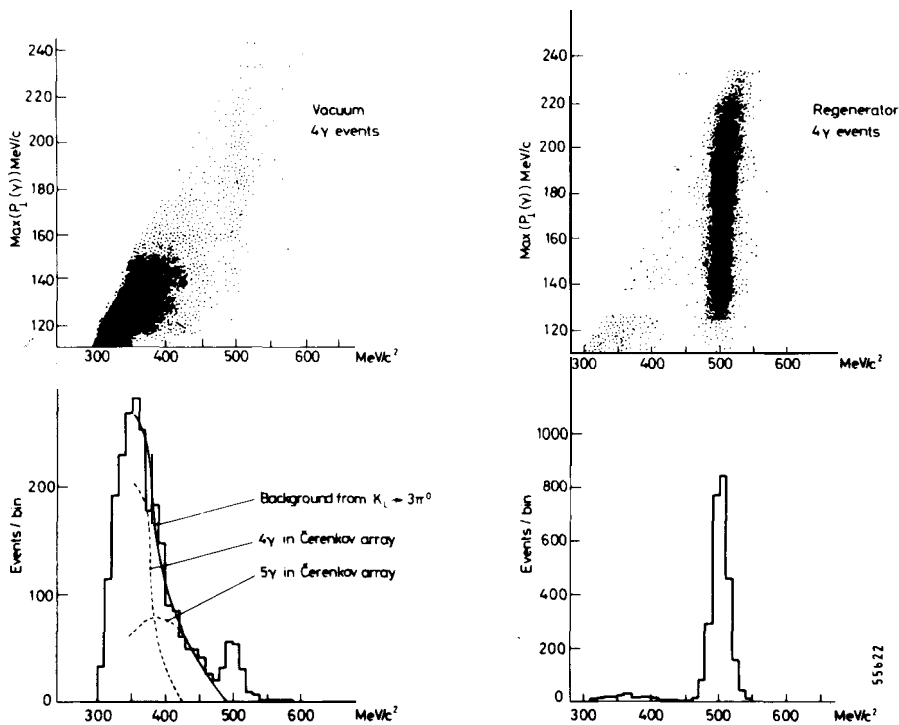


Fig. 4. Distributions of reconstructed $K_L \rightarrow \pi^0 \pi^0$ events, and regenerated $K_S \rightarrow \pi^0 \pi^0$ events

spark chambers¹⁹ and a painstaking heavy-liquid bubble chamber experiment from CERN²⁰ showed that $|\eta_{00}|$ was rather close in value to $|\eta_{+-}|$. Figure 4 shows the results from the most accurate measurement of $|\eta_{00}|/|\eta_{+-}|$.²¹ Shown are reconstructed events from free K_L decays as well as a sample of $K_S \rightarrow \pi^0 \pi^0$ from a regenerator used to determine the resolution of the apparatus. The serious background from the $3\pi^0$ decays is clearly seen. The result $|\eta_{00}|/|\eta_{+-}| = 1.00 \pm 0.06$ is based on only 167 events. The equality of $|\eta_{00}|$ and $|\eta_{+-}|$ means that the ratio of charged 2π decays to neutral 2π decays is the same for CP violating K_L decays as for CP conserving K_S decays. This result implies that ϵ' is very small providing ϕ_{00} is close to ϕ_{+-} .

The $K_L \rightarrow \pi^0 \pi^0$ events cannot be collected at the rate of the $\pi^+ \pi^-$ decays, nor can they be separated so cleanly from backgrounds. As a consequence, the precision with which we know the parameters $|\eta_{00}|$ and ϕ_{00} is much less than the charged parameters. A weighted average of all the data presently available gives¹⁵

$$|\eta_{00}|/|\eta_{+-}| = 1.02 \pm 0.04,$$

and

$$\phi_{00} - \phi_{+-} = 10^\circ \pm 6^\circ.$$

The results are quoted with reference to the charged decay mode parameters because the most accurate experiments have measured the quantity $|\eta_{00}|/|\eta_{+-}|$ directly. The result for ϕ_{00} is principally due to a recent experiment by J. Christenson et al.²²

The phase of the quantity ϵ' is given by the angle $\pi + \delta_2 - \delta_0$. Information concerning the pion-pion scattering phase shifts comes from several sources." A compendium of these sources gives $\delta_2 - \delta_0 = -45^\circ \pm 10^\circ$. The phase of ϵ is naturally related to $\phi_n \equiv \arg \{ [i(M_S - M_L) + (\Gamma_S - \Gamma_L)/2]^{-1} \} = 43.7^\circ \pm 0.2^\circ$. This is the phase ϵ would have if there were no contributions from $\text{Im}\Gamma_{12}$. The measured phase of η_{+-} ($44.7^\circ \pm 1.2^\circ$) is within measurement precision equal to ϕ_n .

The measured parameters are plotted on the complex plane in Fig 5a. The size of the box for η_{+-} and η_{00} and the width of the bar for δ_ℓ correspond to one standard deviation. The derived quantities ϵ and ϵ' are plotted in Fig 5b. Boxes corresponding to both one and two standard deviations are shown. Also plotted is the constraint coming from the $\pi-\pi$ scattering phase shifts which defines the phase of ϵ' to be $45^\circ \pm 10^\circ$. With this constraint we find that ϵ , ϵ' , η_{00} and η_{+-} lie nearly on a common line. There is a mild disagreement between the $\pi-\pi$ phase shift constraint and the result of Christenson et al. for ϕ_{00} .

A more general analysis of the neutral K system which includes the possibility of violation of CPT with T conservation as well as CP violation with CPT conservation has been given by Bell and Steinberger.²³ The analysis does depend on the assumption of unitarity which requires that the M and Γ matrices remain Hermitian. The Bell-Steinberger analysis has been applied to the data with the conclusion that while a small CPT violation is possible, the predominant effect is one of CP violation. All experiments are consistent with exact CPT

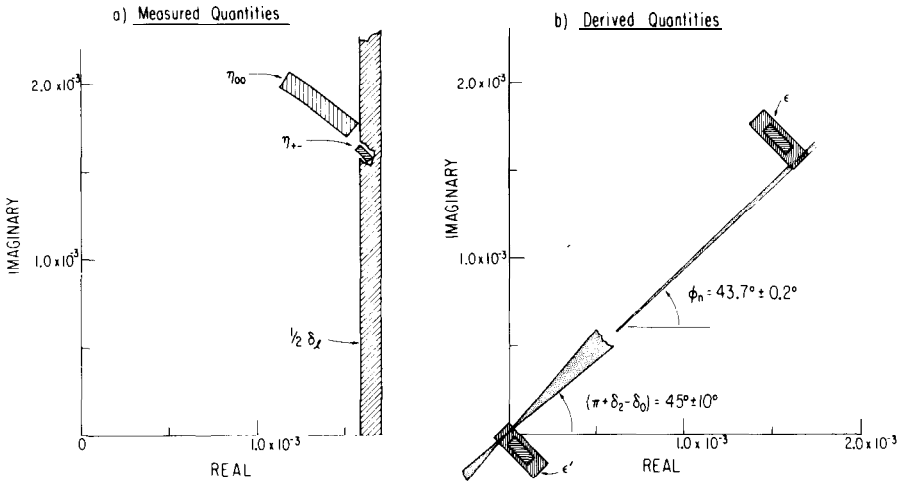


Fig. 5. Summary of CP violating parameters in the neutral K system
 (a) Measured quantities.
 (b) Derived quantities.

conservation,²⁵ and, hence, imply a violation of time reversal symmetry. The conservation or non-conservation of CPT remains, however, a question that must continue to be addressed by experiment. A brief discussion of the unitarity analysis is given in an appendix.

The essential point of this analysis rests on the measurement of the phase of η_{+-} . Limits on the contribution of $\text{Im}\Gamma_{12}$ can be estimated from measured decay rates to all modes of decay of the neutral K mesons. The absence, within present experimental limits, of CP violation in the decay modes other than the 2π modes limits the contribution of $\text{Im}\Gamma_{12}$ to ϵ to be $\leq 0.3 \times 10^{-3}$, a value small compared to $|\eta_{+-}|$. Thus the phase of ϵ and hence η_{+-} is expected to be close to ϕ_n . We can examine the other extreme, namely, that CP and CPT symmetry are both violated while time reversal symmetry remains valid. Under these conditions we would find the natural phase ϕ_n to be $\sim 135^\circ$, and would expect ϕ_{+-} to be close to 135° . The fact that this is not the case is the essence of the argument that CPT is not violated.

We note that the natural phase depends on the sign of the mass difference. We have assumed $\Delta M = (M_S - M_L) < 0$. If the sign of the mass difference were opposite, we would expect the phase of ϵ to be equal to 135° or -45° for CP violation with CPT symmetry. The phase of ϵ' would remain the same, however, since it does not depend on ΔM in any way. Thus, the conclusion that the phase of ϵ and ϵ' are approximately the same is a consequence of the fact that the long lived K is heavier than the short lived K. The sign of the mass difference has been measured by several groups with complete agreement.²⁶

Independent of any particular theory, we would expect results which are similar to those observed. The constraint of unitarity and $\pi\pi$ scattering phase shifts force $\phi_{00} \approx \phi_{+-}$ for $\epsilon' \ll \epsilon$. Under these circumstances, a measurement of the ratio $(|\eta_{00}|/|\eta_{+-}|)^2$ is a direct measurement of the quantity ϵ' by means of the relation $\epsilon'/\epsilon \approx [1 - (|\eta_{00}|/|\eta_{+-}|)^2]/6$. Applying this relation to the present

data we have $\varepsilon'/\varepsilon = -0.007 \pm 0.013$. New experiments at the Fermilab and at Brookhaven will attempt to increase the sensitivity of the measurement by a factor 10.

As we have shown, detailed analysis of the CP violation in the neutral K meson system leads to the conclusion that time reversal is also violated. Table I gives a representative set of experiments which have searched for T violation, CP violation, and C violation (in non-weak interactions). None of these experiments has led to a positive result. Many of the experiments are approaching a sensitivity for the violation of 10^{-3} , but few have attained this value. A strength of 10^{-3} in amplitude or relative phase is what we might expect for the CP violation based on the results of K-decay. For experiments involving decays with electromagnetic interactions in the final states, an apparent T-violation effect is usually expected at the 10^{-3} level. An example of this is the result for the ^{191}Ir decay in which a significant effect is found, but it is of the size expected on the basis of the final state electromagnetic interaction.

Table I. Searches for CP, 'T', and C Violation

| Measurement | Result | Test | Ref |
|--|---------------------------------------|------|-----|
| $\frac{\Gamma(\text{K}^+ \rightarrow \pi^+ \pi^+ \pi^-) - \Gamma(\text{K}^- \rightarrow \pi^- \pi^- \pi^+)}{\text{average}}$ | $(0.8 \pm 1.2) \times 10^{-3}$ | CP | 37 |
| $\frac{\Gamma(\text{K}^+ \rightarrow \pi^+ \pi^0 \pi^0) - \Gamma(\text{K}^- \rightarrow \pi^- \pi^0 \pi^0)}{\text{average}}$ | $(0.8 \pm 5.8) \times 10^{-3}$ | CP | 38 |
| $\frac{a_r^+ - a_r^-}{\text{average}}$, where a_r^+ is the slope of the odd pion in the $\text{K}^+ \rightarrow \pi^+ \pi^+ \pi^-$ Dalitz plot | $(-7.0 \pm 5.3) \times 10^{-3}$ | CP | 37 |
| Muon polarization transverse to decay plane in $\text{K}_1 \rightarrow \pi^- \mu^+ \nu_\mu$ | $(2.1 \pm 4.8) \times 10^{-3}$ | T | 39 |
| Coefficient of T odd correlation $\langle \vec{J} \cdot \vec{P}_e \times \vec{P}_\nu \rangle$ in the β -decay of polarized ^{19}Ne | $(-0.5 \pm 1.0) \times 10^{-3}$ | T | 40 |
| Coefficient of T odd correlation $\langle \vec{\sigma}_n \cdot \vec{P}_e \times \vec{P}_\nu \rangle$ in the β -decay of the neutron | $(-1.1 \pm 1.7) \times 10^{-3}$ | T | 41 |
| Asymmetry in distribution of $(T_{\pi^+} - T_{\pi^-})$ in the decay of $\eta \rightarrow \pi^+ \pi^- \pi^0$ | $(1.2 \pm 1.7) \times 10^{-3}$ | C | 42 |
| Electric dipole moment of the neutron | $(0.4 \pm 1.5) \times 10^{-24}$ e-cm | T | 43 |
| | $(0.4 \pm 0.75) \times 10^{-24}$ e-cm | | 44 |
| Angular correlation in γ decay of polarized iridium, $^{191}\text{Ir}^* \rightarrow ^{191}\text{Ir} + \gamma$. Measure phase angle between E_2 and M_1 decay amplitudes. | $(4.7 \pm 0.3) \times 10^{-3}$ | T | 45 |
| Result expected on basis of electromagnetic interaction in final state | 4.3×10^{-3} | | 46 |
| Detailed balance in nuclear reactions, e.g., $^{24}\text{Mg} + \alpha \rightleftharpoons ^{27}\text{Al} + p$ | $\leq 3 \times 10^{-3}$ | T | 47 |
| Measure: $\frac{\text{amplitude T violating}}{\text{amplitude T conserving}}$ | | | |

Among the many measurements listed in Table I, we would like to single out the electric dipole moment of the neutron. The first measurement of this quantity was made in 1950 by Purcell, Ramsey and Smith²⁷ with the avowed purpose of testing the assumptions on which one presumed the electric dipole moment would be zero. Today, outside of the K-system, the search for an electric dipole moment of the neutron is the most promising approach to the detection of T violation. At present the upper limit is $\sim 10^{-24}$ e-cm. New experiments using ultra-cold neutrons give promise of an increase in intensity by 100-fold within the next several years. The significance of a negative result for the electric dipole moment, or for any of the measurements in Table I, is difficult to assess without a theory of CP violation.²⁸

Up to now our discussion has been entirely experimental. In the analysis of the CP violation in the neutral K system general principles of quantum mechanics have been used. The manifest charge asymmetry of the K_s semi-leptonic decays requires no assumptions at all for its interpretation. The literature abounds with theoretical speculations about CP violation. One of these speculations by Wolfenstein²⁹ is frequently referred to. He hypothesizes a direct $\Delta S = 2$ superweak interaction which is constructed to produce a CP violation. This direct interaction interferes with the second order weak interaction to produce the CP-violating $\Delta S = 2$ coupling between K and \bar{K} . Since the hypothesized superweak transition is first order, it need have only $\sim 10^{-7}$ of the strength of the normal weak interaction. As such the only observable consequence is a CP violation in $K \rightarrow 2\pi$ decay characterized by a single number, the value of $\text{Im}M_{12}$ in the mass matrix.

At present the data are in agreement with this hypothesis, which leads to predictions that $|\eta_{00}| = |\eta_{+-}|$, and $\phi_{00} = \phi_{+-} = \phi_{\pi}$. However, the relation $\phi_{00} = \phi_{+-} = \phi_{\pi}$ to a good approximation follows from the constraints of unitarity and the $\pi\text{--}\pi$ scattering phase shifts with no further assumptions. On the other hand, the relation $|\eta_{00}| = |\eta_{+-}|$ has not been tested to very high accuracy, especially considering the difficulty of experiments which attempt to measure the properties of $K_L \rightarrow \pi^0\pi^0$. These experiments are more prone to systematic errors, and in truth $|\eta_{00}|$ and $|\eta_{+-}|$ could differ considerably more than appears to be allowed by the experiments. Thus, while the superweak hypothesis is in agreement with the present data, the data by no means make a compelling case for the superweak hypothesis.

In 1973, Kobayashi and Maskawa³⁰ in a remarkable paper pointed out that with the (then) current understanding of weak interactions, CP violation could be accommodated only if there were three or more pairs of strongly interacting quarks. The paper was remarkable because at that time only three quarks were known to exist experimentally. Since then, strong evidence has been accumulated to support the existence of a charmed quark and a fifth bottom quark. It is presumed that the sixth quark, top, will be eventually found. With six quarks the weak hadronic current involving quarks can be characterized by three Cabibbo-angles, and a phase δ . This phase, if non-zero, would imply a CP violation in the weak interaction.

In principle, the magnitude of this phase δ which appears in the weak

currents of quarks can be related to the CP violation observed in the laboratory. Unfortunately, all the experimental investigations are carried out with hadrons, which are presumed to be structures of bound quarks, while the parameter one wants to establish, δ , is expressed in terms of interactions between free quarks. The theoretical "engineering" required to relate the free quark properties to bound quark properties is difficult and, as a consequence, is not well developed. A balanced and sober view of this problem is given in a paper by Guberina and Peccei.³¹ Even if the CP violation has its origin in the weak currents, it is not clear whether the experimental consequences with respect to K decay can be distinguished from the superweak hypothesis. If we are successful in establishing the fact that CP violation is the result of a phase in the weak currents between quarks, we will still have to understand why it has the particular value we find.

There are, however, on the horizon new systems which have some promise to give additional information about CP violation. These are the new neutral mesons, D^0, B^0, B_s^0 , (composed of $c\bar{u}$, bd , and $b\bar{s}$ quarks), and their antiparticles D^0, B^0, B_s^0 . These mesons have the same general properties as K mesons. They are neutral particles that, with respect to strong interactions, are distinct from their own antiparticles, and yet are coupled to them by common weak decay modes. While we may not expect any stronger CP impurities on the eigenstates (the parameter analogous to ϵ), we might expect stronger effects in the decay amplitudes (the parameter analogous to E'). We might expect this since the CP violation comes about through the weak interactions of the heavy quarks, c , b , t , which participate only virtually in K decay, but can be more influential in heavy neutral meson decay. At present, D mesons can be made rather copiously at the e^+e^- storage ring SPEAR at SLAC,³² and B mesons are beginning to be produced at the e^+e^- storage ring CESR at Cornell.³³

It is conceivable that the effect of CP violation may become stronger with energy. Soon collisions of protons with antiprotons will be observed at CERN with a total center of mass energy greater than 500 GeV. It will be most interesting to look for C violations in the spectra of particles produced in those collisions. Also, improvements in technology of detectors over the next several decades may permit sensitive searches for time reversal violating observables in high energy neutrino interactions.

Recently, much attention has been given to the role that CP violation may play in the early stages of the evolution of the universe.³⁴ A mechanism has been proposed with CP violation as one ingredient which leads from matter-antimatter symmetry in the early universe to the small excess of matter observed in the universe at the present time. The first published account of this mechanism, of which I am aware, was made by Sakharov³⁵ in 1967. He explicitly stated the three ingredients which form the foundation of the mechanism as it is presently discussed. These ingredients are: (1) baryon instability, (2) CP violation, and (3) appropriate lack of thermal equilibrium. The recent intense interest in this problem has risen because baryon instability is a natural consequence of the present ideas of unification of the strong interactions with the successfully unified electromagnetic and weak interactions. This latter unifica-

tion was discussed in the 1979 Nobel lectures of Glashow, Salam, and Weinberg.³⁶

A very oversimplified explanation of the process which leads to a net baryon number can be given with the aid of Fig 6a. Quarks and leptons are linked by a very heavy boson X and its antiparticle \bar{X} . While the total decay rates

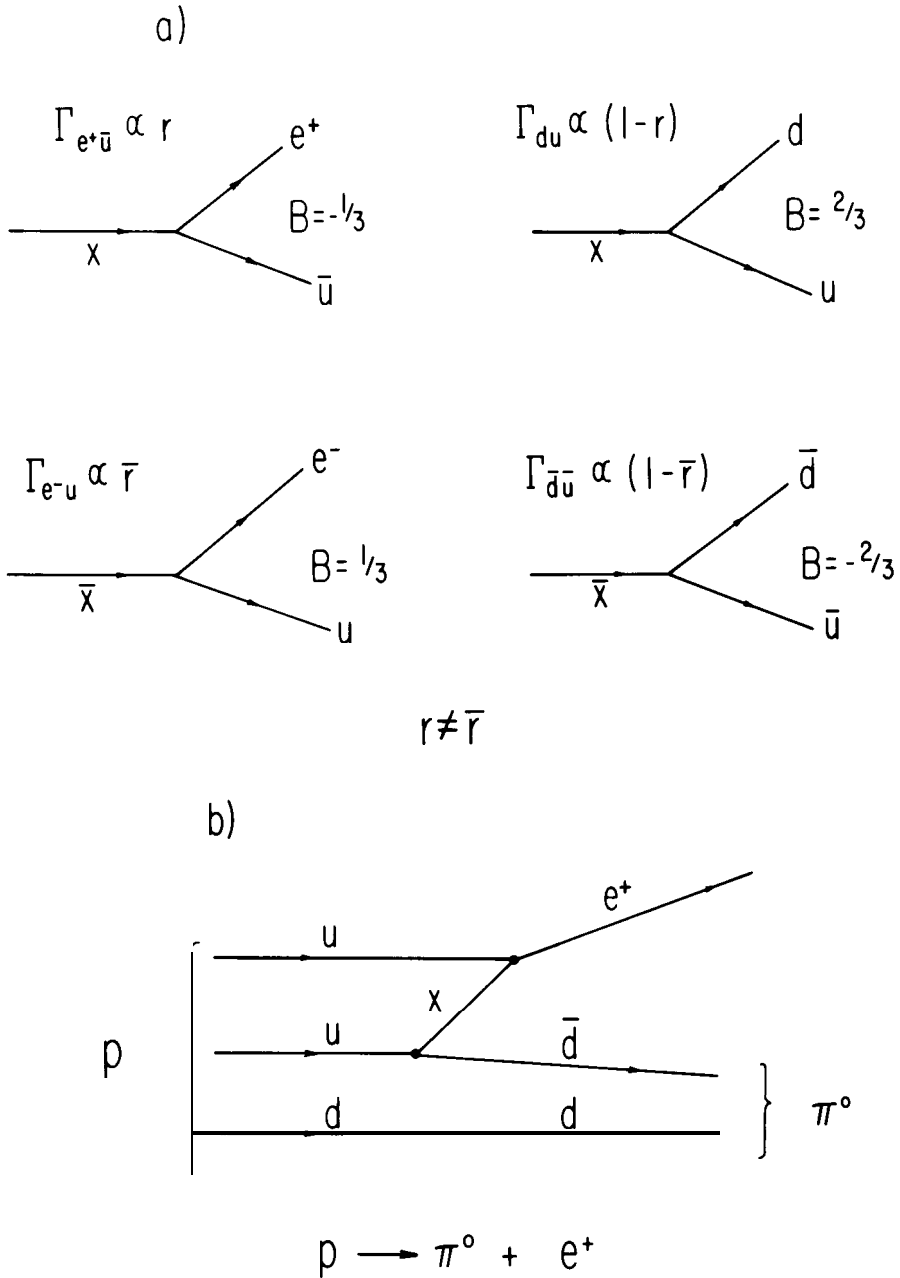


Fig. 6. (a) Simplified diagrams of baryon number non-conserving X boson decays.
 (h) A proton decay mediated by an X boson.

of X and \bar{X} may be equal, with CP violation the fractional partial rates r and \bar{r} to $B = -\frac{1}{3}$ and $B = +\frac{1}{3}$ decay channels of X and \bar{X} , respectively, can differ.

At an early stage where the temperature is large compared to the mass of X , the density of X and \bar{X} may be equal. On decay, however, the net evolution of baryon number is proportional to $(r - \bar{r})$. The excess can be quite small since the ratio of baryons to photons today is $\sim 10^{-9}$. Figure 6b shows how such an X boson can mediate the decay $p + e + n'$. If nucleon decay is discovered it will give a strong support to these present speculations.

Whether the CP violation that we observe today is a "fossil remain" of these conjectured events in the early universe is a question that cannot be answered at present. That is to say, does the CP violation we observe today provide supporting evidence for these speculations? We simply do not know enough about CP violation. Our experimental knowledge is limited to its observation in only one extraordinarily sensitive system that nature has provided us. We need to know the theoretical basis for CP violation and we need to know how to reliably extrapolate the behavior of CP violation to the very high energies involved.

At present our experimental understanding of CP violation can be summarized by the statement of a single number. If we state that the mass matrix which couples K and \bar{K} has an imaginary off-diagonal term given by

$$\text{Im}M_{12} = -1.16 \times 10^{-8} \text{ eV},$$

then all the experimental results related to CP violation can be accounted for. If this is all the information nature is willing to provide about CP violation it is going to be difficult to understand its origin. I have emphasized, however, that despite the enormous experimental effort, punctuated by some experiments of exceptional beauty, we have not reached a level of sensitivity for which a single parameter description should either surprise or discourage us.

We must continually remind ourselves that the CP violation, however small, is a very real effect. It has been used almost routinely as a calibration signal in several high energy physics experiments. But more importantly, the effect is telling us that there is a fundamental asymmetry between matter and antimatter, and it is also telling us that at some tiny level interactions will show an asymmetry under the reversal of time. We must continue to seek the origin of the CP symmetry violation by all means at our disposal. We know that improvements in detector technology and quality of accelerators will permit even more sensitive experiments in the coming decades. We are hopeful then, that at some epoch, perhaps distant, this cryptic message from nature will be deciphered.

APPENDIX

The evolution of a neutral K system characterized by time dependent amplitudes a and Z for the $|K^0\rangle$ and $|\bar{K}^0\rangle$ components, respectively, is given by

$$-\frac{d}{dt} \begin{pmatrix} a \\ \bar{a} \end{pmatrix} = \left(iM + \frac{1}{2} \Gamma \right) \begin{pmatrix} a \\ \bar{a} \end{pmatrix},$$

where M and Γ are each Hermitian matrices, and t is the time measured in the rest system of the K meson. Expressed in terms of their elements the matrices are

$$\begin{pmatrix} M_{11} & M_{12} \\ M_{12}^* & M_{22} \end{pmatrix} \text{ and } \begin{pmatrix} \Gamma_{11} & \Gamma_{12} \\ \Gamma_{12}^* & \Gamma_{22} \end{pmatrix}.$$

The matrix $iM + \frac{1}{2} \Gamma$ has eigenvalues $\gamma_S = iM_S + \frac{1}{2} \Gamma_S$ and $\gamma_L = iM_L + \frac{1}{2} \Gamma_L$.

We define small parameters $\epsilon = (-\text{Im}M_{12} + i\text{Im}\Gamma_{12}/2)/(\gamma_S - \gamma_L)$ and $\Delta = [i(M_{11} - M_{22}) + (\Gamma_{11} - \Gamma_{22})/2]/[2(\gamma_S - \gamma_L)]$. We can then express the eigenvectors as

$$|K_S\rangle = \frac{1}{\sqrt{2}} \frac{1}{\sqrt{1+|\epsilon+\Delta|^2}} \left[(1+\epsilon+\Delta) |K\rangle + (1-\epsilon-\Delta) |\bar{K}\rangle \right]$$

and

$$|K_L\rangle = \frac{1}{\sqrt{2}} \frac{1}{\sqrt{1+|\epsilon-\Delta|^2}} \left[(1+\epsilon-\Delta) |K\rangle - (1-\epsilon+\Delta) |\bar{K}\rangle \right].$$

The parameter ϵ represents a CP violation with T non-conservation. The parameter Δ represents a CP violation with CPT non-conservation.

If we form a state $|K(t)\rangle$ which is an arbitrary superposition of $|K_S\rangle$ and $|K_L\rangle$ with amplitudes a_s and a_l at $t = 0$, we can compute its norm $\langle K(t)|K(t)\rangle$ as a function of time. At $t = 0$ by conservation of probability we have the relation.

$$-\frac{d}{dt} \langle K(t)|K(t)\rangle \Big|_{t=0} = \sum_f |a_s \text{amp}(K_S \rightarrow f) + a_l \text{amp}(K_L \rightarrow f)|^2,$$

where f represents the set of final states. Explicit evaluation of the expression gives

$$[-i(M_S - M_L) + (\Gamma_S + \Gamma_L)/2] \langle K_S|K_L\rangle = \sum_f (\text{amp}(K_S \rightarrow f))^* (\text{amp}(K_L \rightarrow f))$$

A number of definitions and a particular phase convention are used. We define $\tilde{\Delta} = \Delta - (A_0 - \bar{A}_0)/(A_0 + \bar{A}_0)$ where A_0 and \bar{A}_0 are the standing wave amplitudes for \bar{K} and K , respectively, to decay to the $I = 0$ state of two pions. A_0 and \bar{A}_0 are chosen real and define the phase convention used in the analysis.

From the experimental parameters we define $\epsilon_0 = \frac{2}{3} \eta_{+-} + \frac{1}{3} \eta_{00}$ and $\epsilon_2 = \frac{\sqrt{2}}{3} (\eta_{+-} - \eta_{00})$, and $\alpha(f) = (1/\Gamma_S) (\text{amp}(K_S \rightarrow f))^* (\text{amp}(K_L \rightarrow f))$.

With these definitions we find to a good approximation that

$$[-i\Delta M/\Gamma_S + \frac{1}{2}] \left[2\text{Re}\epsilon - 2i\text{Im}\tilde{\Delta} \right] = \epsilon_0 + \sum_f \alpha(f) \tag{1}$$

and

$$\epsilon - \tilde{\Delta} = \epsilon_0 \tag{2}$$

The sum over f , which now excludes the $I = 0$ $\pi\pi$ state, consists of the following terms:

$$\begin{aligned}\alpha(\pi\pi, I = 2) &= A_2/A_0 e^{i(\delta_2 - \delta_0)} \varepsilon_2^*, \\ \alpha(\pi^+ \pi^- \pi^0) &= (\Gamma(K_L \rightarrow \pi^- \pi^+ \pi^0)/\Gamma_S) \eta_{+-0}^*, \\ \alpha(\pi^0 \pi^0 \pi^0) &= (\Gamma(K_L \rightarrow \pi^0 \pi^0 \pi^0)/\Gamma_S) \eta_{000}^*, \\ \alpha(\pi e \nu) &= (\Gamma(K_L \rightarrow \pi e \nu)/\Gamma_S) 2i \operatorname{Im} x_e, \\ \text{and } \alpha(\pi \mu \nu) &= (\Gamma(K_L \rightarrow \pi \mu \nu)/\Gamma_S) 2i \operatorname{Im} x_\mu,\end{aligned}$$

where $\eta_{+-0} = \operatorname{amp}(K_S \rightarrow \pi^+ \pi^- \pi^0) / \operatorname{amp}(K_L \rightarrow \pi^+ \pi^- \pi^0)$, $\eta_{000} = \operatorname{amp}(K_S \rightarrow \pi^0 \pi^0 \pi^0) / \operatorname{amp}(K_L \rightarrow \pi^0 \pi^0 \pi^0)$, and x_ℓ is the ratio, $\operatorname{amp}(\Delta Q = -\Delta S) / \operatorname{amp}(\Delta Q = \Delta S)$, for $K \rightarrow \pi \ell \nu_\ell$. The quantities η_{+-0} and η_{000} are CP violating ratios. (The final state $\pi^+ \pi^- \pi^0$ can be CP even or odd. Here we refer only to the odd state.) The measurements of η_{000} and η_{+-0} are not at present very accurate and are consistent with zero. If we use the experimental limits which exist,¹⁵ we find

$$\operatorname{Re} \alpha = \operatorname{Re} \sum_f \alpha(f) = (0.14 \pm 0.19) \times 10^{-3}$$

$$\text{and } \operatorname{Im} \alpha = \operatorname{Im} \sum_f \alpha(f) = (-0.19 \pm 0.25) \times 10^{-3}.$$

The equations (1) and (2) take a very simple form if we resolve the components of ε and $\tilde{\Delta}$ parallel and perpendicular to the direction which makes an angle ϕ_n with the real axis, where

$$\phi_n = \tan^{-1} \left[\frac{-2(M_S - M_L)}{(\Gamma_S - \Gamma_L)} \right].$$

We then find $\varepsilon_{\parallel} = \varepsilon_{0\parallel} + \cos \phi_n \operatorname{Re} \alpha$,

$$\varepsilon_{\perp} = -\cos \phi_n \operatorname{Im} \alpha,$$

$$\tilde{\Delta}_{\parallel} = \cos \phi_n \operatorname{Re} \alpha,$$

and $\tilde{\Delta}_{\perp} = -\varepsilon_{0\perp} - \cos \phi_n \operatorname{Im} \alpha$.

The experimental values of $\varepsilon_{0\parallel}$ and $\varepsilon_{0\perp}$ are, respectively, $(2.27 \pm 0.03) \times 10^{-3}$ and $(0.16 \pm 0.09) \times 10^{-3}$. We then find

$$\varepsilon_{\parallel} = (2.37 \pm 0.19) \times 10^{-3},$$

$$\varepsilon_{\perp} = (0.14 \pm 0.18) \times 10^{-3},$$

$$\tilde{\Delta}_{\parallel} = (0.10 \pm 0.14) \times 10^{-3},$$

and $\tilde{\Delta}_{\perp} = (-0.02 \pm 0.20) \times 10^{-3}$.

Within the present experimental limits, we find that all the measurements are consistent with T violation and CPT conservation. In particular, we see the limit on ε_{\perp} is very small so that we cannot expect ϕ_{+-} and ϕ_{00} to differ greatly from ϕ_n . Further, if the values of η_{000} , η_{+-} , x_e , and x_μ were $< 10^{-2}$, then

we would find $|\epsilon_{\perp}| \leq 10^5$. Such an expectation is reasonable if the strength of the CP violation is roughly the same in all modes.

ACKNOWLEDGEMENTS

I would like to thank Professors S. Chandrasekhar, R. Oehme, R. G. Sachs and B. Winstein for their advice and critical comments concerning this lecture. I would also like to thank Professors V. Telegdi, S. Treiman, and L. Wolfenstein for many valuable discussions concerning CP violation over the years.

REFERENCES

1. This lecture cannot cover all the important details, refer to all the important work concerning CP violation, or do justice to the work that is referred to in the text. For a more complete discussion, the reader is referred to the most recent review by K. Kleinknecht, *Annual Reviews of Nuclear Science*, Vol. 26, I, 1976. Also, a good perspective of the progress in the field can be found by reading the appropriate sections of the Proceedings of the biannual International Conferences on High Energy Physics, 1964-1974.
2. Galhraith, W. et al., Phys. Rev. Letters 14, 383 (1965).
3. de Bouard, X. et al., Phys. Letters 15, 58 (1965).
4. Fitch, V. L. et al., Phys. Rev. Letters 15, 73 (1965).
5. The value of A_1 depends on the K_S - K_L mass difference $|\delta|$ which was, at the time, measured to be 0.5 ± 0.1 by J. H. Christenson et al. Phys. Rev. **140B**, 74 (1965).
6. Fitch, V. L. et al., Phys. Rev. 164, 1711 (1967).
7. This argument was presented in the literature by Wattenberg, A. and Sakurai, J., Phys. Rev. 161, 1449 (1967).
8. Bell, J. S. and Perring, J. K., Phys. Rev. Letters 13, 348 (1964); Bernstein, J., Cabibbo, N. and Lee, T. D., Phys. Letters 12, 146 (1964).
9. Wu, T. T. and Yang, C. N., Phys. Rev. Letters 13, 380 (1964); the phenomenology was first discussed by Lee, Oehme and Yang, Phys. Rev. 106, 340 (1957).
10. Wigner, E. P., Göttinger Nachrichten 31, 546 (1932); see also paper of Lee, Oehme, and Yang in Ref. 9.
11. Some approximations have been made. The first two expressions should read: $\eta_{+-} = \epsilon + \epsilon' / (1 + \omega)$ and $\eta_{00} = \epsilon - 2\epsilon' / (1 - 2\omega)$ where $\omega = 1 / \sqrt{2} \operatorname{Re}(A_2/A_0) e^{i(\delta_2 - \delta_0)}$. The magnitude of $\omega \approx 0.05$, so that its effect is not large. The charge asymmetry δ_L should be given by $\delta_L = 2 \frac{(1 - |x|^2)}{|1 - x|^2} \operatorname{Re}\epsilon$, where x is the ratio of the $\Delta Q = -\Delta S$ amplitude to the $\Delta Q = +\Delta S$ amplitude in the semi-leptonic decay. Evidence strongly favors $x \approx 0$; see Ref. 17.
12. Whatley, M. C., Phys. Rev. Letters 9, 317 (1962).
13. Here $\Delta M = M_S - M_L$ and we have neglected Γ_L compared to Γ_S . The interference experiments are always performed over a time scale such that $t \ll \frac{1}{\Gamma_L}$ so that the decay of the K_L amplitude is negligible.
14. Precise measurements of ΔM have been reported by: Aronson, S. H. et al., Phys. Rev. Letters 25, 1057 (1970); Cullen, M. et al., Phys. Letters 32B, 523 (1970); Carnegie, R. K. et al., Phys. Rev. D4, I (1971); Geweniger, C. et al., Phys. Letters **52B**, 108 (1974).
15. The data for this compilation are most readily available from the Particle Data Group, Barash-Schmidt, N. et al., Rev. Mod. Phys. 52, S1 (1980).

16. Figure taken from thesis of Modis, T., Columbia University (1973), (unpublished); a published version of this work is given by Carithers, W. et al., Phys. Rev. Letters 34, 1244 (1975).
17. Niebergall, F. et al., Phys. Letters 49B, 103 (1974).
18. Figure taken from thesis of Lüth, V., Heidelberg University (1974), (unpublished); a published version of this work can be found in Gjesdal, S. et al., Phys. Letters 52B, 113 (1974).
19. Banner, M. et al., Phys. Rev. Letters 21, 1103 (1968).
20. Budagov, I. A. et al., Phys. Letters 28B, 215 (1968).
21. Holder, M. et al., Phys. Letters **40B**, 141 (1972).
22. Christenson, J. H. et al., Phys. Rev. Letters 43, 1209 (1979).
23. From extrapolation of the phase shift analysis of K_s decays, one finds $\delta_2 - \delta_0 = 36^\circ \pm 10^\circ$, Rosselet, J. et al., Phys. Rev. **D15**, 574 (1977). From analysis of K^+ and K_s^0 decays to p^+p^0 and $\pi^+\pi^0$, one finds $\delta_2 - \delta_0 = \pm(53^\circ \pm 6^\circ)$, Abbud, Lee, and Yang, Phys. Rev. Letters, 18, 980 (1967); Particle Data Group, Barash-Schmidt, N. et al., Rev. Mod. Phys. 52, S1 (1980). From analysis of pion production by pions, one finds $\delta_2 - \delta_0 = 40^\circ \pm 6^\circ$, see for example, Baton, J. et al., Phys. Letters 33B, 528 (1970); Estabrooks, P. and Martin, A. D., Nucl. Phys. B79, 301 (1974).
24. Bell, J. S. and Steinberger, J., Proceedings of the Oxford International Conference on Elementary Particles, 1965, edited by Walsh, T. et al., (Rutherford Laboratory, Chilton, England 1966). An analysis with a similar purpose has also been given by Sachs, R. G., Progr. Theor. Phys. (Japan) 54, 809 (1975). References to the literature concerning the analysis of the neutral K meson decay data into a T conserving part and T violating part are given by Sachs.
25. Schubert, K. R. et al., Phys. Letters **31B**, 662 (1970).
26. Canter, J. et al., Phys. Rev. Letters 17, 942 (1966); Meisner, G. W. et al., Phys. Rev. Letters 17, 492 (1966); Mehlhop, W. A. W. et al., Phys. Rev. 172, 1613 (1968). The last reference uses a highly innovative technique, and will give pleasure to those who take the time to read it.
27. Purcell, E. M. and Ramsey, N. F., Phys. Rev. 78, 807 (1950); also, Smith, J. H. Ph.D. thesis Harvard University (1951) (unpublished).
28. Weinberg has suggested a mechanism whereby the CP violation is due to Higgs mesons. The suggestion is attractive because the CP violation can be maximal and a neutron electric dipole moment of $\sim 10^{-24}$ might be expected, see Weinberg, S., Phys. Rev. Letters 37, 657 (1976).
29. Wolfenstein, L., Phys. Rev. Letters **13**, 569 (1964).
30. Kobayashi, M. and Maskawa, K., Progr. Theor. Phys. 49,652 (1973).
31. Guberina, B. and Peccei, R. D., Nucl. Phys. **B163**, 289 (1980).
32. Lüth, V., Proceedings of the 1979 International Symposium on Lepton and Photon Interactions at High Energies, 1979, edited by Kirk, T. B. W., p. 83 (Fermilab, Batavia, IL, USA, 1980).
33. Andrews, D. et al., Phys. Rev. Letters 45, 219 (1980); Finocchiaro, G. et al., Phys. Rev. Letters 45, 222 (1980).
34. Yoshimura, M., Phys. Rev. Letters 41,381 (1978); Dimopoulos, S. and Susskind, I., Phys. Rev. D18, 4500 (1978); Toussaint, B. et al., Phys. Rev. **D19**, 1036 (1979); Ellis, J., Gaillard, M. K. and Nanopoulos, D. V., Phys. Letters **80B**, 360 (1979); Weinberg, S., Phys. Rev. Letters 42,850 (1979).
35. Sakharov, A. D., ZhETF Pis'ma 5, 32 (1967); English translation JETP Letters 5, 24 (1967).
36. Glashow, S. L., Rev. Mod. Phys. 52, 539 (1980); Salam, A., ibid. 52, 525 (1980); Weinberg, S., ibid, 52, 515 (1980).
37. Ford, W. T. et al., Phys. Rev. Letters 25, 1370 (1970).
38. Smith, K. M. et al., Nucl. Phys. **B60**, 411 (1970).
39. Schmidt, M. et al., Phys. Rev. Letters 43, 556 (1979).
40. Baltrusaitis, R. M. and Calaprice, F. P., Phys. Rev. Letters 38, 464 (1977).
41. Steinberg, R. I. et al., Phys. Rev. Letters 33, 41 (1974).
42. Layter, J. G. et al., Phys. Rev. Letters 29, 316 (1972); Jane, M. R. et al., Phys. Letters **48B**, 260 (1974).
43. Dress, W. B. et al., Phys. Rev. **D15**, 9 (1977).
44. Altarev, I. S. et al., "Search for an Electric Dipole Moment by Means of Ultra-cold Neutrons," p. 541, Proceedings of the Third International Symposium on Neutron Capture Gamma-Ray

- Spectroscopy and Related Topics, 1978, Brookhaven National Laboratory, Upton, NY and State University of New York, Stony Brook, NY, ed. By Chrien, Robert E. and Kane, Walter R., (Plenum Press).
45. Gimlett, J. L., Phys. Rev. Letters 42, 3.54 (1979).
 46. Davis, B. R. et al., Phys. Rev. C22, 1233 (1980).
 47. Weitkamp, W. G. et al., Phys. Rev. 165, 1233 (1968); von Witsch, W. et al., Phys. Rev. 169, 923 (1968); Thornton, S. T. et al., Phys. Rev. C3, 1065 (1971); Driller, M. et al., Nucl. Phys. **A317 300** (1979).