

UC Irvine

UC Irvine Previously Published Works

Title

Cubic Partial Cubes from Simplicial Arrangements

Permalink

<https://escholarship.org/uc/item/2q43762p>

Journal

Electronic Journal of Combinatorics, 13(1 #R79)

ISSN

1077-8926

Author

Eppstein, David

Publication Date

2006-09-07

Copyright Information

This work is made available under the terms of a Creative Commons Attribution License, available at <https://creativecommons.org/licenses/by/4.0/>

Peer reviewed

Cubic Partial Cubes from Simplicial Arrangements

David Eppstein

Computer Science Department
Donald Bren School of Information & Computer Sciences
University of California, Irvine
eppstein@uci.edu

Submitted: Apr 24, 2006; Accepted: Sep 1, 2006; Published: Sep 7, 2006
Mathematics Subject Classification: 05C78, 52C30

Abstract

We show how to construct a cubic partial cube from any simplicial arrangement of lines or pseudolines in the projective plane. As a consequence, we find nine new infinite families of cubic partial cubes as well as many sporadic examples.

1 Introduction

A *partial cube* [6, 12] or *binary Hamming graph* is an undirected graph, the vertices of which can be labeled by binary vectors in such a way that the distance between any two vertices in the graph is equal to the Hamming distance between the two vertices' labels. In other words, the graph can be embedded isometrically onto a hypercube. A partial cube, together with an isometric labeling of its vertices, is illustrated in Figure 1. There has been much study of these graphs (e.g., [1, 5, 9, 14, 15, 22]) and their combinatorial enumeration [2–4, 17, 18, 21]; an interesting question in this area concerns classifying all *cubic* (that is, 3-regular) partial cubes [2–4, 17, 18]. As Klavžar and Shpectorov [18] note, there are very large numbers of partial cubes (the subclass of median graphs corresponds roughly in numbers to the triangle-free graphs [16]) so the difficulty of finding cubic partial cubes comes as somewhat of a surprise. The known cubic partial cubes fall into one infinite family (the prisms over even polygons, shown in Figure 2), together with 36 sporadic examples not known to belong to any infinite family [18].

There are many known similar situations in combinatorics, of objects that can be enumerated as one or a few infinite families together with finitely many sporadic examples. Another such is that of *simplicial arrangements* of lines in the real projective plane; that is, finite sets of lines such that each of the chambers of the arrangement (including the chambers meeting or passing through the line at infinity) is a triangle. One such arrangement is shown in Figure 3; note that, along with the many finite triangles in the figure, each half-strip chamber bounded by

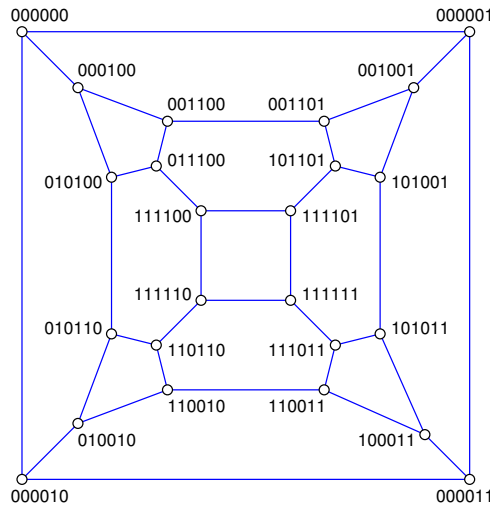


Figure 1: A cubic partial cube, with vertex labels.

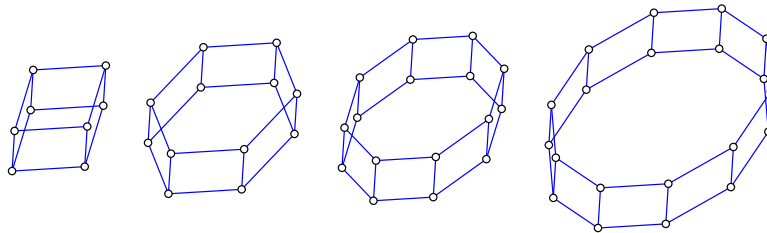


Figure 2: The known infinite family of cubic partial cubes: prisms over even polygons.

a pair of parallel lines is projectively a triangle with a vertex at infinity, while the twelve wedge-shaped regions form triangles having the line at infinity along one of their sides. It is necessary to include the line at infinity in this arrangement, for otherwise opposite pairs of wedge-shaped regions would form quadrilateral chambers in the projective plane. The enumeration of simplicial arrangements has been well studied [13], and three infinite families of such arrangements are known, together with 91 sporadic examples.

There is a standard construction that forms a dual partial cube from any line or hyperplane arrangement [19], by forming a vertex for each chamber of the arrangements and connecting two vertices by an edge whenever the corresponding two chambers share a face of codimension one. However, this construction applies to arrangements in affine spaces, not projective ones. When applied to a simplicial line arrangement, it produces a partial cube with degree three vertices for each finite triangle, however some chambers (e.g. the wedge to the left of the leftmost vertex of the arrangement) will lead to degree two vertices.

In this paper we overcome this difficulty of relating simplicial arrangements to cubic partial cubes. We show how to connect two copies of the partial cube corresponding to the affine part of a simplicial arrangement to each other, to provide a construction of a cubic partial cube from any simplicial arrangement. Equivalently, our construction can be seen as forming the dual to a simplicial central arrangement of planes in \mathbb{R}^3 , or the dual to a simplicial line arrangement

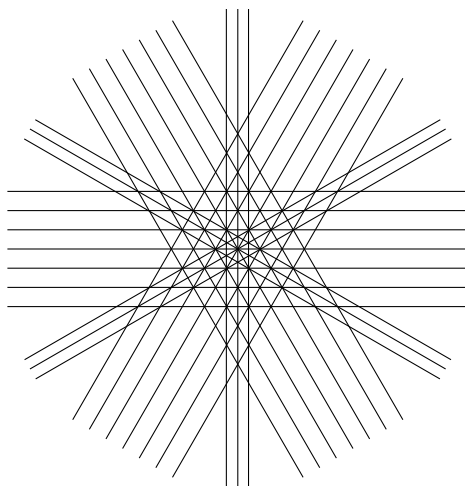


Figure 3: A simplicial line arrangement, including the line at infinity.

in the *oriented projective plane* [20]. Using this construction, we form many new cubic partial cubes. One of the three known infinite families of simplicial arrangements (the near-pencils) leads to a known set of cubic partial cubes (the prisms) but the other two lead to two new infinite families of cubic partial cubes. In addition, the sporadic simplicial arrangements lead to many new sporadic cubic partial cubes.

We then generalize our construction to simplicial *pseudoline* arrangements. Seven additional infinite families of such arrangements are known, together with many more sporadic examples; again, each leads to a new cubic partial cube or infinite family of cubic partial cubes.

Finally, we discuss cubic partial cubes that do not come from arrangements in this way. We describe a construction for gluing together the duals to two different affine arrangements, or of two rotated copies of the same arrangement; our construction leads to several new cubic partial cubes that are not dual to arrangements.

2 Preliminaries

The *Djoković relation* is a binary relation on the edges of a graph, under which two edges (v, w) and (x, y) are related if and only if $d(v, x) = d(w, y) = d(v, y) - 1 = d(w, x) - 1$ for some ordering of the endpoints of the two edges. We recall [6] that a graph is a partial cube if and only if it is bipartite and its Djoković relation is an equivalence relation; in that case we call its equivalence classes *Djoković classes*. Each Djoković class forms a cut separating the graph into two connected components. If a partial cube is labeled by binary vectors in such a way that graph distance equals Hamming distance, then the endpoints of each edge have labels that differ in a single coordinate, and we can group the edges into classes according to which coordinate their endpoint labels differ in; these classes are exactly the Djoković classes. Conversely, from the Djoković classes we can form a binary labeling by assigning one coordinate per class, with a coordinate value of zero on one side of the cut formed by the class and a coordinate value of one on the other side of the cut.

3 Partial Cubes from Line Arrangements

We begin by recalling [19] the construction of a partial cube from a hyperplane arrangement in \mathbb{R}^d . Our construction of cubic partial cubes from simplicial line arrangements will use this construction in \mathbb{R}^3 .

Lemma 1 *Let A be a finite set of hyperplanes in \mathbb{R}^d , and form a graph G_A that has one vertex for each d -dimensional chamber of the arrangement, and that connects two vertices by an edge whenever the corresponding two chambers meet along a $(d - 1)$ -dimensional face of the arrangement. Then G_A is a partial cube.*

Proof. For each halfplane H_i of A , choose P_i arbitrarily to be one of the two halfspaces bounded by H_i . For each chamber c of the arrangement, label the corresponding vertex by the binary vector $b_0b_1b_2\dots$, where $b_i = 1$ if c is contained in P_i and $b_i = 0$ otherwise.

If two vertices of G_A are connected by an edge, the corresponding chambers meet along a face belonging to a hyperplane H_i , and exactly one of the two vertices has $b_i = 1$; for all other H_j , $j \neq i$, the two chambers are both on the same side of H_j . Therefore, the Hamming distance between the labels of two adjacent vertices is exactly one, and the Hamming distance between any two vertices is at most equal to their graph distance.

Conversely, suppose that v and v' are two vertices of G_A corresponding to chambers c and c' of A . Choose p and p' interior to these two chambers such that all points of the line connecting them belong to at most one hyperplane of A ; this can be done as, for any p , the set of p' not satisfying this condition forms a subset of measure zero of c' . Form a path from v to v' in G_A corresponding to the sequence of chambers crossed by line segment pp' . This line segment crosses only hyperplanes H_i of A for which the labels b_i at v and v' differ, so this path has length exactly equal to the Hamming distance of the two labels.

We have shown that, for every two vertices in G_A , the Hamming distance of their labels equals the length of the shortest path connecting them, so G_A is a partial cube. \square

Theorem 2 *Let A be a simplicial line arrangement in the projective plane. Then there corresponds to A a cubic partial cube C_A , with twice as many vertices as A has triangles.*

Proof. Embed the projective plane as the plane $z = 1$ in \mathbb{R}^3 , and form an arrangement \hat{A} that has, for each line ℓ of the arrangement A , a plane through ℓ and the origin. If A contains the line at infinity, add correspondingly to \hat{A} the plane $z = 0$. Then \hat{A} is an arrangement of planes, in which each chamber is an infinite triangular cone. The graph $C_A = G_{\hat{A}}$ is, by Lemma 1, a cubic partial cube. \square

Theorem 3 *If A is a simplicial line arrangement, then the graph C_A constructed in Theorem 2 is planar.*

Proof. If we intersect the arrangement $\hat{A} \subset \mathbb{R}^3$ with the unit sphere, we obtain an arrangement of great circles on the sphere with spherical-triangle faces. The vertices and arcs of the arrangement on the sphere form a planar graph, and our construction C_A is just the planar dual of this graph. Thus, all graphs C_A constructed via Theorem 2 are planar. \square

The geometry of points and great circles on the sphere can also be interpreted as a model of *oriented projective geometry* [20], which consists of two signed points for each point in the more standard unoriented projective plane. We will use this interpretation later when we generalize from lines to pseudolines.

Lemma 4 *Let A be an arrangement of lines in the oriented projective plane that is not a pencil. Let e_1 and e_2 be edges of A , and f be a chamber of the arrangement such that neither e_1 nor e_2 is a boundary edge of f . Then there exists a path along edges of A from e_1 to e_2 such that no internal vertex of the path belongs to f .*

Proof. Recall that the points and lines of the oriented projective plane are combinatorially equivalent to points and great circles on a sphere: any line has the topology of the circle, and any two lines cross in two points of opposite orientation.

If e_1 and e_2 both belong to the same line ℓ of A , then there are two paths in A along ℓ from e_1 to e_2 . As at most one edge of ℓ can belong to A , one of these paths must satisfy the conditions of the lemma.

On the other hand, suppose e_1 and e_2 belong to ℓ_1 and ℓ_2 respectively. Let p be one of the two arrangement vertices where ℓ_1 and ℓ_2 cross. If A is not a pencil, at most one of these two crossings can belong to f , so we may choose p to be a crossing that does not belong to f . Then we may find a path in ℓ_1 from e_1 to p (choosing of the two possible paths one that does not pass through a vertex of f) and a path in ℓ_2 from p to e_2 (again avoiding f). Concatenating these two paths gives the desired result. \square

Lemma 5 *If A is an arrangement of lines that is not a pencil, in the oriented projective plane, then the planar graph of vertices and edges of A has a unique planar embedding.*

Proof. Consider any face f of A . Then by Lemma 4 f is *nonseparating*: that is, every two edges of $A \setminus f$ can be connected by a path that does not have as its interior vertices any vertices of f . In any embedding of any planar graph, any nonseparating cycle must be a face. Thus, all faces of the arrangement must be faces in any planar embedding of the same graph. But, by Euler's formula, the number of faces in all planar embeddings of the same graph must be equal. Therefore, all embeddings of the planar graph formed by the vertices and edges of A have the same faces, and are therefore combinatorially equivalent. \square

Theorem 6 *If A and A' are simplicial line arrangements, then the cubic partial cubes C_A and $C_{A'}$ are isomorphic graphs if and only if A and A' are combinatorially equivalent as arrangements.*

Proof. Our construction depends only on the combinatorial type of the arrangement, not on the geometric positioning of its lines, so if A and A' are combinatorially equivalent then C_A and $C_{A'}$ are isomorphic.

In the other direction, suppose that C_A and $C_{A'}$ are isomorphic as graphs. By Lemma 5, A and A' , and therefore also their duals C_A and $C_{A'}$, are uniquely embeddable, and their embeddings must be combinatorially equivalent. Therefore the planar duals of C_A and $C_{A'}$ are also

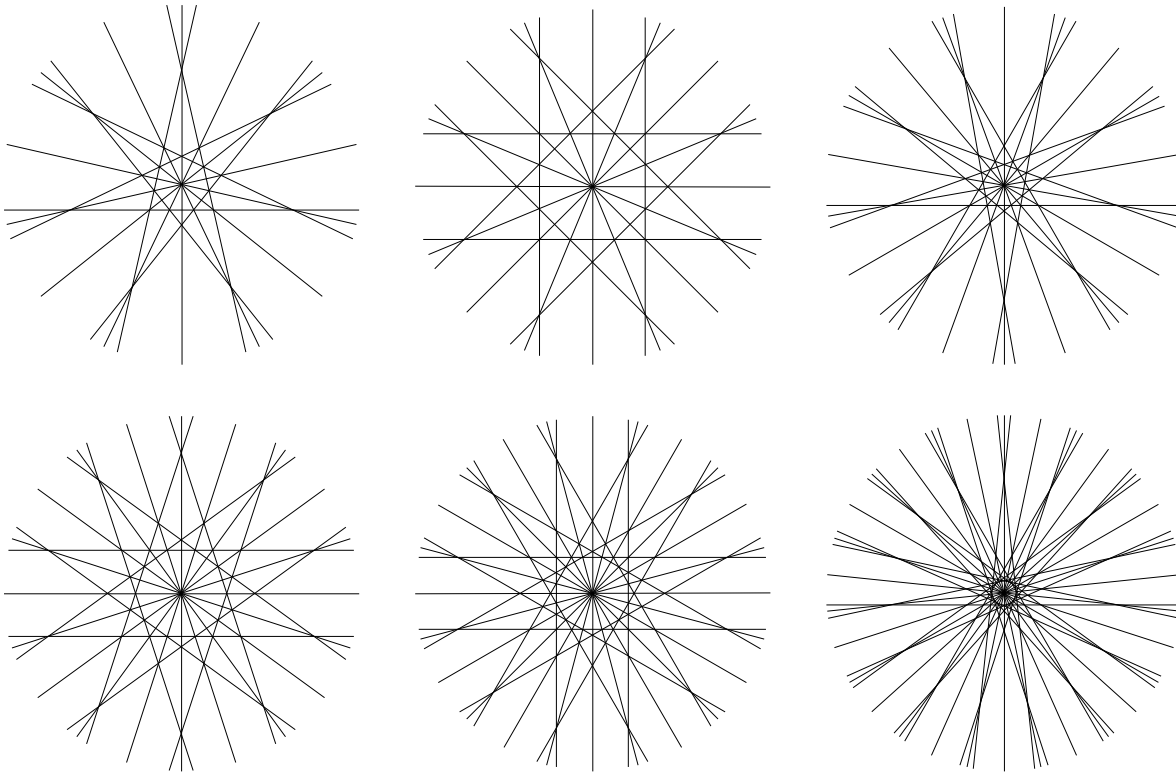


Figure 4: The simplicial arrangements $R(14)$, $R(16)$, $R(18)$, $R(20)$, $R(24)$, and $R(30)$.

isomorphic to each other, with combinatorially equivalent embeddings. But these duals are just the graphs of the two arrangements A and A' , and the intersection patterns of the lines of the arrangements can be recovered from curves in these graphs that, at each vertex, pass through oppositely situated edges in the embedding. Therefore also A and A' are combinatorially equivalent. \square

Thus, we can construct a distinct cubic partial cube for each possible simplicial line arrangement.

4 The Three Infinite Families

There are three known infinite families of simplicial line arrangements [13]. The first are the *near-pencils*; the near-pencil of n lines consists of $n - 1$ lines through a single point (a *pencil*) together with an additional line not through that point. We may form this arrangement most symmetrically by spreading the lines of the pencil at equal angles, and placing the additional line at infinity. If A is a near-pencil, the dual cubic partial cube C_A constructed via Theorem 2 is a known cubic partial cube, a prism (Figure 2).

The second infinite family is denoted $R(2k)$, and consists of k lines formed by extending the sides of a regular k -gon, together with an additional k lines formed by the k axes of symmetry of the k -gon. When k is odd, each of these axes passes through one vertex and one edge midpoint

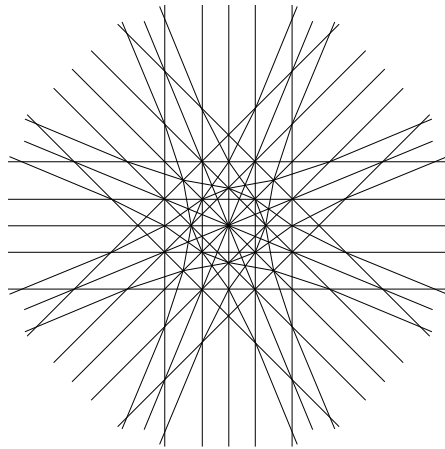


Figure 5: A simplicial pseudoline arrangement (with the line at infinity).

of the k -gon; when k is even, they pass through two vertices or two edge midpoints. Several members of this family are depicted in Figure 4. $R(4k)$ has $2k(2k + 1)$ triangles in the projective plane, and therefore leads to the construction of cubic partial cubes with $4k(2k + 1)$ vertices and $4k$ Djoković classes of edges. $R(4k + 2)$ has $2(k + 1)(2k + 1)$ triangles in the projective plane, and therefore leads to the construction of cubic partial cubes with $4(k + 1)(2k + 1)$ vertices and $4k + 2$ Djoković classes of edges.

The third infinite family is denoted $R(4k + 1)$, and consists of the $4k$ lines of $R(4k)$, together with a single additional line at infinity; thus, the arrangements $R(17)$, $R(21)$, and $R(25)$ can be formed by adding a line at infinity to the figures depicting $R(16)$, $R(20)$, and $R(24)$. Adding a line at infinity to $R(4k + 2)$ produces an arrangement that is not simplicial. The simplicial arrangements $R(4k + 1)$ have $4k(k + 1)$ triangles in the projective plane, and therefore lead to the construction of cubic partial cubes with $8k(k + 1)$ vertices and $4k + 1$ Djoković classes of edges.

5 Pseudoline Arrangements

Although there are many simplicial line arrangements known, there are even more simplicial *pseudoline arrangements*. A pseudoline arrangement is a collection of curves in the projective plane, each topologically equivalent to a line (that is, closed non-self-crossing non-contractible curves), such that any two curves in the collection have a single crossing point. Using pseudolines, we can form simplicial arrangements (that is, arrangements in which each chamber is bounded by sides belonging to three curves) that may not be realizable as line arrangements, such as the one shown in Figure 5.

The interpretation of Theorem 2 as planar duality in the oriented projective plane generalizes to simplicial pseudoline arrangements, and produces a cubic graph C_A from any such arrangement. That is, we lift the arrangement from the projective plane to the oriented projective plane, and form the planar dual graph of the lifted arrangement. When A is a line arrangement, this coincides with the previous construction.

Theorem 7 *The graph C_A constructed as above from a pseudoline arrangement is a partial cube. If the arrangement is simplicial, the partial cube is cubic.*

Proof. Each pseudoline divides the oriented projective plane into two halfspaces. We may assign a zero to one of these halfspaces and a one to the other arbitrarily, and label each chamber by the sequence of bits from the halfspaces containing it. These labels differ by one across each edge of the arrangement, so the Hamming distance in C_A is at least the graph distance. It remains to show that any two vertices v and w in the graph have a path as short as the Hamming distance between their labels.

We extend the arrangement A in the (unoriented) projective plane to a *spread*; that is, an infinite collection of pseudolines, each pair having a single crossing point as before, that covers the plane in the sense that every two points have a unique pseudoline connecting them. It is known [11] that every arrangement can be extended to a spread in this way. We lift this spread to the oriented projective plane, and from the chambers in A in the oriented projective plane corresponding to v and w in the graph, we choose representative points p_v and p_w in general position, meaning that p_v and p_w are not both the image of a single point in the projective plane and that the pseudoline connecting these two points in the spread does not pass through any vertices of the arrangement. We then find a path from v to w by following the sequence of chambers crossed by the pseudoline segment from p_v to p_w . This pseudoline segment crosses each pseudoline of A at most once, and if it does cross a pseudoline then that pseudoline's coordinate in the vertex labels will differ from before the crossing to after it. Therefore, the total number of steps can at most equal the number of coordinates on which the labels of v and w differ. \square

Grünbaum [13] notes without reference or detail the existence of seven infinite families of simplicial pseudoline arrangements. For instance, several such families may be formed by interleaving two differently-scaled copies of the line arrangements $R(n)$, as in Figure 6 and Grünbaum's figures 3.15-3.17. Thus, together with the cubic partial cubes coming from line arrangements, we have constructed a total of ten infinite families of cubic partial cubes. In addition, many additional sporadic examples of simplicial pseudoline arrangements are known.

6 Geometric representation and non-arrangement-based partial cubes

In an earlier paper [8], we described a method for finding planar drawings of partial cubes (when such drawings exist) in which all internal faces are centrally symmetric strictly convex polygons, based on a duality between these drawings and a generalization of pseudoline arrangements. In this drawing method, as applied to the partial cubes dual to Euclidean line arrangements, we draw a vertex for each chamber of the arrangement, and connect any two adjacent vertices by a unit length edge oriented perpendicularly to the line separating the two chambers corresponding to the vertices. The properties of partial cubes can be used to show that these rules define consistent placements for all vertices and edges of the graph; examples of drawings constructed in this way can be seen in the middle two parts of Figure 8 and in the right side of Figure 9. The




Figure 6: An arrangement (including the line at infinity) belonging to an infinite family of pseudoline arrangements with $3k + 1$ lines, for $k = 4$ or $6 \pmod{10}$. This arrangement has 37 lines, and can be formed by interleaving two differently-scaled copies of $R(25)$. It can be realized with straight lines, but other members of the family cannot. All finite pseudolines in all members of this family occur in groups of three parallel pseudolines.

resulting drawing is a so-called *zonotopal tiling* in which an outer centrally symmetric convex polygon is partitioned into smaller centrally symmetric convex polygons [10].

Unfortunately, this drawing method is specific to Euclidean arrangements, although it works equally well for lines or pseudolines. It does not work for the oriented projective arrangements we use to construct cubic partial cubes. No cubic partial cube can have a planar drawing in which all faces are centrally symmetric strictly convex polygons, because such a drawing can be shown to be dual to *weak pseudoline arrangement* [8], in which the chamber to the left of the leftmost vertex would correspond to a vertex of degree two in the graph.

On the other hand, when A is a line arrangement, it is possible to construct a 3-dimensional representation of C_A with symmetric strictly convex faces: a *zonohedron* (Minkowski sum of line segments) [7]. To do so, lift each line in the plane to a plane through the origin in \mathbb{R}^3 , as in the proof of Theorem 2, and form the Minkowski sum of unit vectors perpendicular to each plane. The resulting shape is a convex polyhedron, in which each face is a strictly convex and centrally symmetric polygon; an example of this construction is illustrated in Figure 7. If one partitions the points of the unit sphere into cells, one cell per vertex of the zonohedron, by setting the cell for each vertex v to be the unit vectors that have larger dot product with v than with any other vertex, then this partition forms an arrangement of great circles; each great circle in this arrangement is formed by intersecting the unit sphere with one of the lifted planes. Therefore,

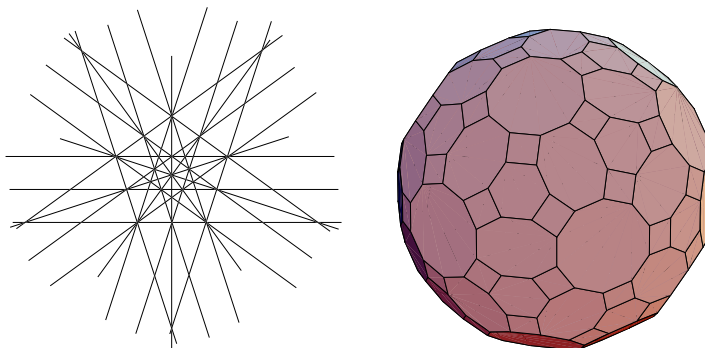


Figure 7: A simplicial line arrangement (left) and the corresponding zonohedron (right, from [7]).

the zonohedron is the planar dual to the great circle arrangement, and its vertices and edges form a geometric representation of the cubic partial cube C_A . However, this representation is only possible for C_A when A is a line arrangement, and not when A is a pseudoline arrangement. Also, it requires prior knowledge of the coordinates of the lines in the arrangement, while our planar symmetric-faced drawing method needs only the graph structure of the underlying partial cube.

We may combine these two methods to achieve three-dimensional representations with symmetric faces, most but not all of which are strictly convex, even for the graphs C_A coming from pseudoline arrangements A . To do so, from a simplicial arrangement that includes the line at infinity, begin by forming the zonotopal tiling dual to the affine part of the arrangement, as in the center parts of Figure 8. This tiling covers a convex polygon in the plane, with degree three vertices except at the polygon's corners, which have degree two. Place one copy of this tiling in \mathbb{R}^3 , parallel to a centrally reflected copy of the tiling, and connect corresponding corners of the two copies (Figure 8, right top). The result is a three-dimensional representation of the graph, in which the planar faces corresponding to finite vertices of the arrangement are drawn as strictly convex polygons while the faces corresponding to vertices at infinity are drawn as subdivided rectangles.

In certain cases, we may apply a similar gluing approach to form cubic partial cubes that are not of the form C_A for a single arrangement A . For instance, the top and bottom parts of Figure 8 depict two different line arrangements that have the same numbers of parallel lines of each slope (the left parts of the figure), so that their corresponding zonotopal tilings cover the same convex polygon differently (the center parts of the figure). Instead of gluing one of these tilings to a copy of itself, we may form a different cubic planar graph by adding edges from the corners of one of these zonotopal tilings to the corners of the other, as shown in the bottom right of the figure. It turns out that this graph is also a cubic partial cube.

A simpler example of the same phenomenon is depicted in Figure 9. The arrangement in the left of the figure is dual to the zonotopal tiling shown in the center. If we form a cubic planar graph by connecting corresponding corners of two copies of the tiling, one rotated 90° from the other (instead of centrally reflected as our three-dimensional representation of C_A would do), the result is again a partial cube. We first verified this phenomenon computationally, but

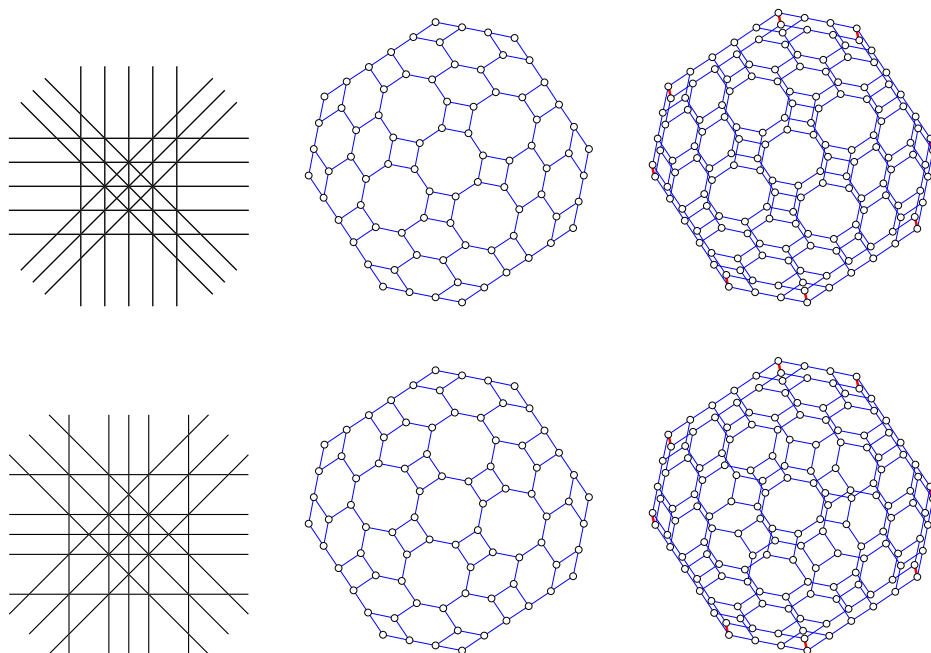


Figure 8: Top: a simplicial arrangement (left), dual symmetric-faced planar drawing (center), and partial cube formed by connecting two copies of the drawing (right). Bottom: a second simplicial arrangement with the same numbers of parallel lines of each slope (left), dual drawing (center), and non-arrangement-based partial cube formed by connecting the drawings of the first and second arrangements.

a theoretical explanation is hinted at by the right part of the figure: overlaying the zonotopal tiling and its rotation produces another zonotopal tiling, although not a cubic one.

Lemma 8 *Let T and T' be two zonotopal tilings of the same convex polygon, such that both tilings are dual to simplicial pseudoline arrangements that include the line at infinity, and such that overlaying the vertices and edges of T and T' produces a third zonotopal tiling T'' . Form a planar graph G by connecting corresponding vertices of the outer polygons of T and of the central reflection of T' . Then G is a cubic partial cube.*

Proof. G can be formed alternatively as follows: let A be the (non-simplicial) pseudoline arrangement dual to T'' , and form the (non-cubic) partial cube C_A using the construction in Theorem 7. We may represent C_A geometrically as above by connecting the corners of T'' to those of a reflected copy of itself. We then replace T'' by T on one side of the representation, by removing from each face of T the vertices and edges inside the face that come from T' . Each such replacement preserves the distances among the remaining vertices and edges of the graph, because any path in T'' through the interior of a face can be replaced by an equally short path around the boundary of the face. Similarly, we can replace T'' by T' on the other side of the representation, by removing from each face of T' the vertices and edges inside that face coming from T . Thus, G is an isometric cubic subgraph of the partial cube C_A , and is therefore itself a cubic partial cube. \square

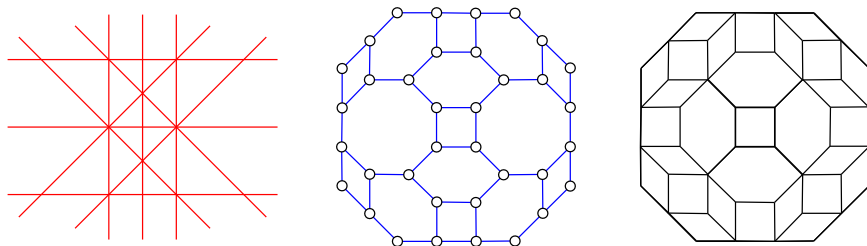


Figure 9: A simplicial arrangement (left) and its dual drawing (center). We can form a non-arrangement-based partial cube by connecting the drawing to a 90° rotation of itself; at right is the zonotopal tiling formed by overlaying the drawing and its rotation..

Figure 10 shows all possible combinations of the zonotopal tiling of Figure 9 with another zonotopal tiling of the same polygon and with rotations of these tilings. Four of the combinations yield new cubic partial cubes by Lemma 8, but the fifth combination's two tilings do not form a zonotopal tiling when overlaid. We tested computationally the graph formed by applying the gluing operation of Lemma 8 to the fifth combination, and found that it is not a partial cube.

Another example of the application of this lemma arises in the arrangement shown in Figure 7. The zonotopal tiling dual to this arrangement has at its center a decagon, surrounded by a ring of five squares, five hexagons, and five octagons. This configuration of tiles can be rotated by 36° , forming a second tiling which can be overlaid on the first to produce a finer non-cubic zonotopal tiling. Connecting the arrangement's original tiling with the modified tiling formed by this rotation produces a non-arrangement-based cubic partial cube with the same number of vertices.

Unfortunately we do not know whether Lemma 8 may be applied in infinitely many cases, or whether the gluing operation described in the lemma can result in a partial cube even in some cases where the two tilings do not form a zonotopal tiling when overlaid. The infinite family of pseudoline arrangements described in Figure 6 forms zonotopal tilings that may be glued to rotated copies of themselves, forming cubic planar graphs, but these pairs of tilings do not form a single tiling when overlaid so we do not know whether the result of this gluing operation is ever a partial cube.

7 Conclusions

We have found a construction of cubic partial cubes from simplicial arrangements, and used this construction to form several new infinite families and sporadic examples of cubic partial cubes. As a consequence, cubic partial cubes are now much more numerous and varied than previously thought, numerous enough that it is difficult to catalog them exhaustively.

We do not yet know whether there are infinitely many cubic partial cubes that are not of the form C_A for a simplicial line or pseudoline arrangement A . Our Lemma 8 provides a general framework for the construction of such graphs, but we do not know whether there are infinitely many pairs of zonotopal tilings that can be combined with this lemma. When it comes to

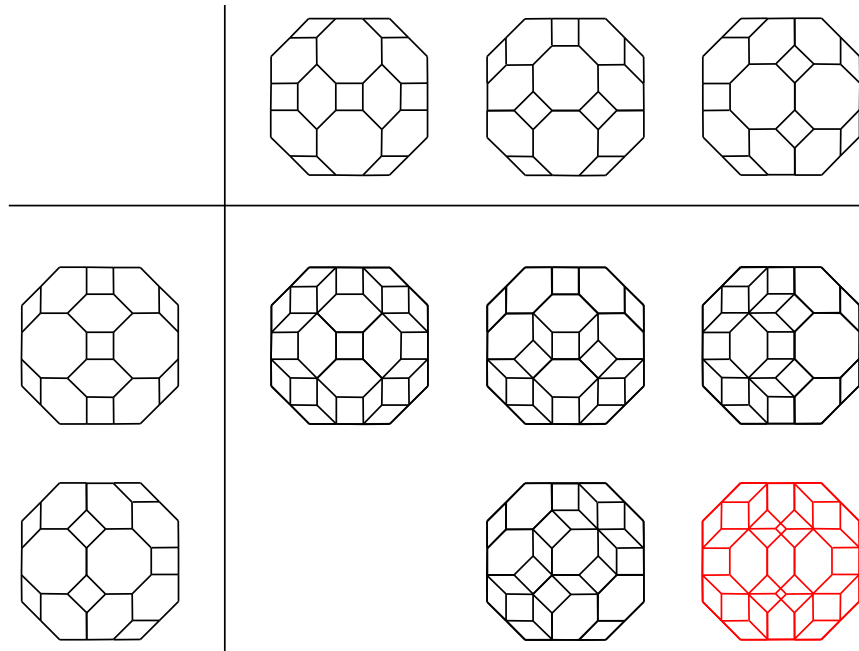


Figure 10: Five combinations of two zonotopal tilings of the same polygon and their rotations. The sixth combination would duplicate one already in the figure, and is omitted. Four combinations overlay to form zonotopal tilings, and can be connected to form cubic partial cubes by Lemma 8. The fifth combination forms a cubic planar graph that is not a partial cube.

nonplanar graphs, the story is even less clear: it appears that only one nonplanar cubic partial cube is known, having 20 vertices labeled by the set of all five-dimensional bitvectors with two or three bits equal to one. It would be of interest to determine whether there are any more such examples.

References

- [1] Franz Aurenhammer and J. Hagauer. Recognizing binary Hamming graphs in $O(n^2 \log n)$ time. *Mathematical Systems Theory*, 28:387–395, 1995.
- [2] C. Paul Bonnington, Sandi Klavžar, and Alenka Lipovec. On cubic and edge-critical isometric subgraphs of hypercubes. *Australasian J. Combinatorics*, 28:217–224, 2003.
- [3] B. Brešar, Sandi Klavžar, Alenka Lipovec, and Bogdan Mohar. Cubic inflation, mirror graphs, regular maps, and partial cubes. *Eur. J. Combinatorics*, 25:55–64, 2004.
- [4] Michel Deza, Mathieu Dutour-Sikirić, and Sergey Shpectorov. Graphs 4_n that are isometrically embeddable in hypercubes. Arxiv.org electronic preprint archive, November 2004.
- [5] Michel Deza and Monique Laurent. *Geometry of Cuts and Metrics*. Springer-Verlag, 1997.

- [6] D. Djoković. Distance-preserving subgraphs of hypercubes. *J. Combinatorial Th., Ser. B*, 14:263–267, 1973.
- [7] David Eppstein. Zonohedra and zonotopes. *Mathematica in Education and Research*, 5(4):15–21, 1996.
- [8] David Eppstein. Algorithms for drawing media. In János Pach, editor, *Proc. 12th Int. Symp. Graph Drawing (GD 2004)*, number 3383 in Lecture Notes in Computer Science, pages 173–183. Springer-Verlag, 2004.
- [9] David Eppstein. The lattice dimension of a graph. *Eur. J. Combinatorics*, 26(5):585–592, July 2005.
- [10] Stefan Felsner and Helmut Weil. Sweeps, arrangements and signotopes. *Discrete Applied Mathematics*, 109(1):67–94, April 2001.
- [11] Jacob E. Goodman, Richard Pollack, Rephael Wenger, and Tudor Zamfirescu. Every arrangement extends to a spread. *Combinatorica*, 14(3):301–306, September 1994.
- [12] R. L. Graham and H. Pollack. On the addressing problem for loop switching. *Bell System Tech. J.*, 50:2495–2519, 1971.
- [13] Branko Grünbaum. *Arrangements and Spreads*. Number 10 in Regional Conf. Series in Mathematics. Amer. Math. Soc., 1972.
- [14] W. Imrich and Sandi Klavžar. On the complexity of recognizing Hamming graphs and related classes of graphs. *Eur. J. Combinatorics*, 17:209–221, 1996.
- [15] W. Imrich and Sandi Klavžar. *Product Graphs: Structure and Recognition*. John Wiley & Sons, 2000.
- [16] W. Imrich, Sandi Klavžar, and H. M. Mulder. Median graphs and triangle-free graphs. *SIAM J. Discrete Math.*, 12:111–118, 1999.
- [17] Sandi Klavžar and Alenka Lipovec. Partial cubes as subdivision graphs and as generalized Petersen graphs. *Discrete Mathematics*, 263:157–165, 2003.
- [18] Sandi Klavžar and Sergey Shpectorov. Tribes of cubic partial cubes. Unpublished manuscript, 2005.
- [19] S. Ovchinnikov. Media theory: representations and examples. *Discrete Applied Mathematics*. To appear.
- [20] Jorge Stolfi. *Oriented Projective Geometry: A Framework for Geometric Computations*. Academic Press, 1991.
- [21] P. M. Weichsel. Distance regular subgraphs of a cube. *Discrete Mathematics*, 109:297–306, 1992.
- [22] P. Winkler. Isometric embeddings in products of complete graphs. *Discrete Applied Mathematics*, 7:221–225, 1984.