

Cultural Cognition Project Working Paper No. 38
<http://research.yale.edu/culturalcognition/>
Subject to Revision
Address correspondence to dan.kahan@yale.edu

Cultural Cognition of Scientific Consensus

Dan Kahan
Yale Law School

Donald Braman
George Washington Law School

Hank Jenkins-Smith
University of Oklahoma

Authors' Note. Research for this paper was funded by the National Science Foundation, Grant SES 0621840; by the Oscar M. Ruebhausen Fund at Yale Law School; and by the Center for Applied Social Research at the University of Oklahoma. We gratefully acknowledge comments on an earlier draft by Jay Koehler and Jeffrey Rachlinski. Correspondence concerning this article should be addressed to Dan M. Kahan, Yale Law School, PO Box 208215, New Haven, CT 06520. Email: dan.kahan@yale.edu.

Abstract

Why do members of the public disagree—sharply and persistently—about facts on which expert scientists largely agree? We designed a study to test a distinctive explanation: the cultural cognition of scientific consensus. The “cultural cognition of risk” refers to the tendency of individuals to form risk perceptions that are congenial to their values. The study presents both correlational and experimental evidence confirming that cultural cognition shapes individuals’ beliefs about the existence of scientific consensus, and the process by which they form such beliefs, relating to climate change, the disposal of nuclear wastes, and the effect of permitting concealed possession of handguns. The implications of this dynamic for science communication and public policy-making are discussed.

1. Introduction

Despite the steady and massive accumulation of scientific evidence, the American public is as divided about climate change today as it was ten years ago (Pew Research Center 2009; Newport 2008). Nor is this the only issue on which the emergence of consensus, or near consensus, among scientists has failed to achieve anything close to that among members of the public: the safety of nuclear power (Slovic, Flynn & Layman 1991; Barke & Jenkins-Smith 1992); the toxicity of arsenic, radon and other groundwater chemicals (Sunstein 2005); the health consequences of vaccinating school girls against the human *papillomavirus* (Kahan, Braman, Cohen, Gastil & Slovic in press)—all have featured intense political contestation over empirical issues on which technical experts largely agree.

Not all policy disputes turn on issues amenable to scientific investigation, of course, so no one would or should expect that what scientists have to say will resolve every conflict. But when empirical assessments of risk and risk abatement *are* exactly what members of the public are fighting about, why is the prevailing opinion of scientists—on questions only they are equipped to answer—so infrequently treated as decisive?

Myriad theories have been advanced for the limited influence of science in formulating the factual basis for public policy debates, but none seems complete. If the answer were that members of the public are simply less informed than experts (Iriwn & Wynne 1996), one would expect disagreement on issues like climate change to abate in the face of widespread dissemination of scientific findings. Trust in experts varies across groups, and laypersons often evaluate information about risks and benefits with criteria that differ from those used by scientists (Slovic 2000; Jenkins-Smith 2001). Yet public debates rarely feature open resistance to science; the parties to such disputes are much more likely to advance diametrically opposed claims about what the scientific evidence *really* shows. The problem, it seems, is not that members of members of the public are unexposed or indifferent to what scientists say, but rather that they disagree about what scientists are telling them.

We present evidence in support of a novel explanation for the limited policy-shaping power of scientific opinion: the cultural cognition of expert consensus. The *cultural cognition of risk* is a theory

that helps to explain public disagreement about the significance of empirical evidence generally (Kahan, Slovic, Braman & Gastil 2006). The theory posits a collection of psychological mechanisms that dispose individuals selectively to credit or dismiss evidence of risk in patterns that fit values they share with others. We designed a study, including both correlational and experimental elements, to test the hypothesis that mechanisms of cultural cognition extend to evidence of what scientific expert opinion is on climate change and other risks.

2. Theoretical Background and Conjectures

What is cultural cognition? And why might one suppose that it has anything to do with the formation of perceptions of scientific consensus?

The *cultural cognition thesis* posits that individuals tend to form perceptions of risk that reflect and reinforce one or another idealized vision of how society should be organized (Kahan, Braman, Cohen, Gastil & Slovic in press). Building on the work of Mary Douglas and Aaron Wildavsky (1982), cultural cognition relates risk perceptions to worldviews, or preferences for modes of social ordering, that vary along two dimensions: hierarchy versus egalitarianism; and individualism versus communitarianism. Thus, generally speaking, persons who subscribe to individualistic values tend to dismiss claims of environmental risks, because acceptance of such claims implies the need to regulate markets, commerce, and other outlets for individual strivings. Persons with more egalitarian and communitarian values, in contrast, resent commerce and industry as forms of noxious self-seeking productive of unjust disparity, and thus readily accept that such activities are dangerous and worthy of regulation. Finally, like those who subscribe to an individualistic ethos, persons who subscribe to hierarchical values resist claims of environmental risk, which they perceive as subversive indictments of social and governmental elites (Douglas & Wildavsky 1982).

The distinctive feature of the cultural cognition thesis—the element of it that distinguishes it most sharply from other conceptions of Douglas and Wildavsky’s “cultural theory of risk” (Rayner 1992)—is

the proposition that worldviews are connected to risk perceptions through discrete psychological mechanisms.¹ *Identity-protective cognition* (Sherman & Cohen 2006) emotionally predisposes individuals to resist claims that behavior important to their cultural roles are dangerous and should be regulated, a reaction that minimizes dissonance and conserves important status-conferring connections with others. *Biased assimilation* (Lord, Ross & Lepper 1979) will motivate individual to attend to new information in a biased fashion that reinforces beliefs about risk congenial to their predispositions. Because of these dynamics, when individuals are furnished with balanced information they will likely *polarize*—that is, become even more intensely divided—rather than to converge in their beliefs when they are afforded balanced information about risk (Kahan, Braman, Gastil, Cohen & Slovic 2009). By experimental and other empirical modes of investigation, such processes have been shown to generate differences in perception of myriad putative sources of risk, from nuclear power to guns (Kahan, Braman, Gastil, Slovic & Mertz 2007), from nanotechnology to vaccination of school girls for HPV (Kahan, Braman, Cohen, Gastil & Slovic in press).

Of course, laypeople are not in a position either to investigate for themselves or fully to understand the technical data compiled by scientific researchers on risks of these sorts. They must therefore turn for assistance to experts. One might thus expect (or at least hope) that regardless of the tendency of predispositions and biased information processing to push people of opposing cultural outlooks apart, the need of all them for expert guidance would cause them to gravitate toward the consensus positions among scientists.

The difficulty for this suggestion, however, is that it assumes individuals of diverse outlooks will by and large agree on what scientific consensus is. The process by which individuals form beliefs about

¹ The proponents of the cultural theory of risk have (boldly and skillfully) presented functionalist account of the means by which culture, as they conceive it, affects the formation of risk perceptions (Thompson, Ellis & Wildavsky 1990; Douglas 1986), a feature of the theory that others have criticized (Boholm 2003). Cultural cognition, in contrast, posits that culture is connected to perceptions of risk and other facts that individuals understand to bear on their welfare through discrete psychological processes, operating at the individual level (Kahan, Braman, Cohen, Gastil & Slovic in press; DiMaggio 1997).

expert opinion might itself be subject to the dynamics of cultural cognition. If so, individuals' perceptions of scientific consensus will come to fit their cultural predispositions toward risk generally.

Cultural cognition might be expected to shape beliefs about expert consensus through the interaction of values and the "availability heuristic" (Kahneman & Tversky 1982). Imagine that when individuals consider an issue like climate change they perform what amounts to a mental survey of experts they have observed offering an opinion on this issue. The impact "scientific consensus" will have on their thinking will thus turn on how readily they can recall instances of experts taking positions one way or the other. The cultural cognition thesis predicts that individuals will more readily recall instances of experts taking the position that is consistent with their cultural predisposition than ones taking positions inconsistent with it.

A cultural availability effect of this sort could result from the influence of other mechanisms of cultural cognition. To start, cultural cognition influences perceptions of credibility. Individuals more readily impute knowledge and trustworthiness to information sources whom they perceive as sharing their worldviews; indeed, they tend to disbelieve those whose worldviews they perceive as different from theirs (Kahan, Braman, Cohen, Gastil & Slovic in press; Siegrist 2000). Accordingly, if the putative experts who share individuals' values tend to take the position that matches individuals' predispositions, and the putative experts who hold opposing values tend to take the position that contravenes individuals' predispositions—as would happen if the putative experts are also subject to forces of cultural cognition—individuals of opposing outlooks will end up with different impressions of what "most" credible experts believe.

Even if there is no discernable correlation between experts' positions and those experts' perceived values, however, other mechanisms might cause individuals of opposing worldviews to form oppositely skewed mental inventories of expert opinion. For example, individuals tend to search out information congenial to their cultural predispositions (Kahan, Braman, Gastil, Cohen & Slovic 2009; Schulz-Hardt 2000). Accordingly, we might expect individuals to work harder to find expert opinion supportive of their existing, culturally informed perceptions of risk than they do to find expert opinion that challenges those perceptions.

Finally, even if biased searching is removed from the equation, biased assimilation could generate culturally valenced availability effects on perceptions of expert views. Confronted with a purported expert source, individuals must decide whether that source really *does* possess expertise before they can determine whether and how to update their mental inventory of expert positions. The same tendency individuals have to attend to information in a biased way that reinforces their priors could lead them to form biased assessments of the authority and knowledge of putative experts in a manner that fits their predispositions. This process, too, would lead individuals of opposing outlooks to arrive at radically different results when they conjure examples of “expert opinion” on particular issues.

On this account, then, *what most scientists believe* is simply another empirical fact no different from any other that bears on a disputed question of risk. As such, scientific consensus cannot be expected to counteract the polarizing effects of cultural cognition because apprehension of it will necessarily occur through the same social psychological mechanisms that shape individuals’ perceptions of every other manner of fact.

3. Study

3.1. Overview

We designed a study to test the hypothesis that cultural cognition shapes perceptions of scientific consensus. That study involved two parts. The first was a correlational one, in which we measured culturally diverse subjects’ perceptions of scientific consensus. The aim was to test whether distribution of views of scientific consensus across diverse issues fit the pattern one would expect on the basis of the type of cultural availability effect described in the last section. The second part of the study was an experimental part designed to test for the existence of a particular mechanism that would explain how members of culturally diverse groups could end up forming opposing mental inventories of expert opinion. Using a between-subjects design, the experiment examined whether subjects’ perceptions of an information source’s expertise is conditional on the fit between the subjects’ predispositions and the position that the putative expert espouses on a particular risk.

3.2 Methods

3.2.1. Sample

The study was administered on-line to a broadly representative sample of 1,500 U.S. adults between July 20 and July 28, 2009. Subjects were recruited by Polimetrix, Inc., a public opinion research firm that conducts on-line surveys and experiments on behalf of academic and governmental researchers and commercial customers (including political campaigns). The sample was 54% female. Seventy-one percent of the subjects were white, and 11.3% were African American. The average age was 47 years. Median household income for the sample was \$40,000 to \$49,000, and the median educational level was “some college.”

3.2.2. Cultural Worldview Measures

We measured subjects’ cultural values with items used in previous studies of cultural cognition (Kahan, Braman, Cohen, Gastil & Slovic in press; Kahan, Braman, Gastil, Slovic & Cohen 2009; Kahan, Braman, Gastil, Slovic & Mertz 2007).² These items characterize subjects’ cultural worldviews along two cross-cutting dimensions: Hierarchy-egalitarianism (“Hierarchy”) and Individualism-communitarianism (“Individualism”). The former set of items indicate attitudes toward social orderings that connect authority to stratified social roles based on highly conspicuous and largely fixed characteristics such as gender, race, and class (e.g., “Society as a whole has become too soft and feminine”; “We need to dramatically reduce inequalities between the rich and the poor, whites and people of color, and men and women”). The latter indicate attitudes toward social orderings that expect individuals to secure their own well-being without assistance or interference from society versus those that assign society the obligation to secure collective welfare and the power to override competing individual interests (e.g., “The government interferes far too much in our everyday lives”; “The government should do more to advance society's goals,

² These items present refinements designed to respond to various criticisms of measures historically used in the cultural theory of risk (Marris, Langford & O’Riordan 1998; Sjöberg 1998).

even if that means limiting the freedom and choices of individuals”). For all items, subjects indicated agreement or disagreement on a six-point scale.

For this study, we used short-form versions of Hierarchy and Individualism, each of which consisted of six items.³ Like the full-form versions, the two six-item sets formed reliable scales (Hierarchy, $\alpha = 0.87$; Individualism, $\alpha = 0.81$), the items of which loaded appropriately on two separate orthogonal factors, which were used as predictors for the study. Because the effects of each worldview dimension on risk perceptions will often be conditional on the position of a person’s outlooks along the other (Mamadouh 1999), a product-term variable, Hierarchy x Individualism, was created to account for the interaction of the culture variables (Aiken, West & Reno 1991).

3.2.2. Correlational Component: Measures and Hypotheses

Subjects were instructed to “read a series of statements” and indicate with respect to each “whether you think most expert scientists agree with the statement, most expert scientists disagree with the statement, or expert scientists are divided in their views.” The list (without the item identifiers) included:

GWREAL. Global temperatures are increasing.

GWHUMAN. Human activity is causing global warming.

NUKE. Radioactive wastes from nuclear power can be safely disposed of in deep underground storage facilities.

GUN. Permitting adults without criminal records or histories of mental illness to carry concealed handguns in public decreases violent crime.

These statements were selected on two grounds. First, they embody risk assessments over which culturally diverse subjects were expected to disagree. In previous studies, Hierarchy and Individualism had been shown to predict a propensity to believe that so-called “concealed carry” laws reduce the risk of crime, and a propensity to disbelieve that climate change and nuclear power present environmental dangers (Kahan, Braman, Gastil, Slovic & Mertz 2007). Consistent with the “cultural availability” hypothe-

sis, then, we predicted that individuals who are relatively hierarchical and individualistic would be more disposed than ones who are relatively egalitarian and communitarian to have formed the impression that “most expert scientists agree” with the statement expressed in GUN and that “most expert scientists disagree” with the statements expressed in GWREAL, GWHUMAN, and NUKE.

Second, each of these statements reflected a position either in line or at odds with a U.S. National Academy of Sciences “expert consensus report.” An NAS report has endorsed the propositions reflected in GWREAL and GWHUMAN (National Research Council Committee on Analysis of Global Change Assessments 2007). Accordingly, we expected that with respect to these statements egalitarian and communitarian subjects would be the ones more likely to report impressions—“most expert scientists agree”—consistent with the NAS “expert consensus” positions. The NAS has also issued a report endorsing the proposition reflected in NUKE (National Research Council, Board on Radioactive Waste Management 1990). Here, then, we expected relatively hierarchical and individualistic subjects to be more likely to form the impression—again, “most expert scientists agree”—that was reflected in an NAS “expert consensus” report. On the effect of “concealed carry” laws, the NAS has issued a report finding (over one dissent, which took a position consistent with GUN) that the numerous econometric studies on the issue permitted no confident conclusion *either way* on whether such laws increase or decrease crime (National Research Council Committee to Improve Research Information and Data on Firearms 2004). Accordingly, we predicted that in with respect to GUN, egalitarian communitarians *and* hierarchical individualists would both be inclined to report impressions of expert opinion inconsistent with the NAS “expert consensus report” but in opposing directions (“most . . . disagree” and “most . . . agree,” respectively).

We wanted to form hypotheses about culturally valenced beliefs that could be compared to positions reflected in NAS “consensus reports” to help validate our interpretation of results from the correla-

³ The cultural worldview items used for the study, along with other items from the study instrument, are reproduced in the Appendix.

tional part of the study. As explained, we anticipated that the impressions formed by hierarchical and individualistic subjects, on the one hand, and by relatively egalitarian and communitarian ones, on the other, would selectively converge and diverge from NAS “expert consensus” positions in a pattern consistent with these groups’ respective predispositions toward risk. The NAS reports might themselves, of course, be imperfect reflections of the predominant opinion of expert scientists. But if subjects’ cultural predispositions better predict their impressions of scientific opinion than do the NAS “expert consensus reports,” we believe it is more plausible to infer that *both* hierarchical individualists *and* egalitarian communitarians are fitting their perceptions of scientific consensus to their predispositions than that either has some advantage over the other in discerning what “most expert scientists” really believe.

3.2.3. Experimental Component: Measures and Hypotheses

In the experimental component of the study, each subject was instructed to “[i]magine a close friend told you he or she was undecided on” the risks associated with climate change, geologic isolation of nuclear waste, or concealed carry laws.

The friend tells you that he or she is planning to read a book about the issue but before taking the time to do so would like to get your opinion on whether the author seems like a knowledgeable and trustworthy expert.

The subject was shown a picture of the (fictional) author, who was depicted as a member of the National Academy of Sciences who had earned a Ph.D. in a pertinent field from one elite university and who was now on the faculty of another (Figure 1). In addition, the subject was shown an excerpt from the author’s book, the *position* of which on the risk issue in question—whether the risk was high or low, well-founded or speculative—was randomly manipulated (Figure 2). The subject then indicated on a six-point scale how strongly he or she disagreed or agreed with the statement,

“I believe the author is a trustworthy and knowledgeable expert on [“global warming,” “nuclear power,” or “gun control”].


Is this a knowledgeable and credible expert on ... ?



Robert Linden
Position: Professor of Meteorology, Massachusetts Institute of Technology
Education: Ph.D., Harvard University
Memberships:

- American Meteorological Society
- National Academy of Sciences


Global Warming



Oliver Roberts
Position: Professor of Nuclear Engineering, University of California, Berkeley
Education: Ph.D., Princeton University
Memberships:

- American Association of Physics
- National Academy of Sciences

Nuclear Power



James Williams
Position: Professor of Criminology, Stanford University
Education: Ph.D., Yale University
Memberships:

- American Society of Criminologists
- National Academy of Sciences

Gun Control

Figure 1. Fictional book authors. These fictional individuals were identified as the authors of books on the risks of climate change, of nuclear power generation, and of laws permitting citizens to carry concealed handguns in public. The position they took on those risks, as reflected in book excerpts (Figure 2) was experimentally manipulated, and subjects were instructed to indicate whether they agreed or disagreed that the pictured individual was a knowledgeable and trustworthy expert.

		High Risk	Low Risk
Climate Change		<p>“It is now beyond reasonable scientific dispute that human activity is causing ‘global warming’ and other dangerous forms of climate change. Over the past century, atmospheric concentration of carbon dioxide (CO₂)—called a “greenhouse gas” because of its contribution to trapping heat—has increased to historically unprecedented levels. Scientific authorities at all major universities agree that the source of this increase is human industrial activity. They agree too that higher CO₂ levels are responsible for steady rises in air and ocean temperatures over that period, particularly in the last decade. This change is resulting in a host of negative consequences: the melting of polar ice caps and resulting increases in sea levels and risks of catastrophic flooding; intense and long-term droughts in many parts of the world; and a rising incidence of destructive cyclones and hurricanes in others.”</p>	<p>“Judged by conventional scientific standards, it is premature to conclude that human CO₂ emissions—so-called ‘greenhouse gasses’—cause global warming. For example, global temperatures have not risen since 1998, despite significant increases in CO₂ during that period. In addition, rather than shrinking everywhere, glaciers are actually growing in some parts of the world, and the amount of ice surrounding Antarctica is at the highest level since measurements began 30 years ago. . . . Scientists who predict global warming despite these facts are relying entirely on computer models. Those models extrapolate from observed atmospheric conditions existing in the past. The idea that those same models will accurately predict temperature in a world with a very different conditions—including one with substantially increased CO₂ in the atmosphere—is based on unproven assumptions, not scientific evidence. . . .”</p>
Nuclear Disposal	Waste	<p>“Radioactive wastes from nuclear power plants can be disposed of without danger to the public or the environment through deep geologic isolation. In this method, radioactive wastes are stored deep underground in bedrock, and isolated from the biosphere for many thousands of years. Natural bedrock isolation has safely contained the radioactive products generated by spontaneous nuclear fission reactions in Oklo, Africa, for some 2 billion years. Man-made geologic isolation facilities reinforce this level of protection through the use of sealed containers made of materials known to resist corrosion and decay. This design philosophy, known as ‘defense in depth,’ makes long-term disposal safe, effective, and economically feasible.”</p>	<p>“Using deep geologic isolation to dispose of radioactive wastes from nuclear power plants would put human health and the environment at risk. The concept seems simple: contain the wastes in underground bedrock isolated from humans and the biosphere. The problem in practice is that there is no way to assure that the geologic conditions relied upon to contain the wastes won’t change over time. Nor is there any way to assure the human materials used to transport wastes to the site, or to contain them inside of the isolation facilities, won’t break down, releasing radioactivity into the environment. . . . These are the sorts of lessons one learns from the complex problems that have plagued safety engineering for the space shuttle, but here the costs of failure are simply too high.</p>
Concealed arms	Fire-arms	<p>“So-called ‘concealed carry’ laws increase violent crime. The claim that allowing people to carry concealed handguns reduces crime is not only contrary to common-sense, but also unsupported by the evidence. . . . Looking at data from 1977 to 2005, the 22 states that prohibited carrying handguns in public went from having the <i>highest</i> rates of rape and property offenses to having the <i>lowest</i> rates of those crimes. . . .To put an economic price tag on the issue, I estimate that the cost of “concealed carry laws” is around \$500 million a year in the U.S.”</p>	<p>“Overall, ‘concealed carry’ laws decrease violent crime. The reason is simple: potential criminals are less likely to engage in violent assaults or robberies if they think their victims, or others in a position to give aid to those persons, might be carrying weapons. . . . Based on data from 1977 to 2005, I estimate that states without such laws, as a group, would have avoided 1,570 murders; 4,177 rapes; and 60,000 aggravated assaults per year if they had they made it legal for law-abiding citizens to carry concealed handguns. Economically speaking, the annual gain to the U.S. from <i>allowing</i> concealed handguns is at least \$6.214 billion.”</p>

Figure 2. Book excerpts attributed to fictional authors. One of two opposing excerpts were randomly assigned to fictional authors (Figure 1) whose expertise was evaluated by subjects.

3.2.4. Covariates

Data were collected on a full range of additional demographic characteristics, including gender, race, education level, income, political ideology, and party affiliation. It was anticipated that these variables would be used in controls in multivariate testing of the results of the two study components.

3.2.5. Statistical Analyses, Power, and Missing Data

We anticipated analyzing results of both study components in two steps. The first would consist of preliminary analyses of response frequencies and means overall and across culturally defined groups. In the second, multivariate analyses, including multinomial and ordered logistical regression, were to be used to test hypotheses on the influence of cultural worldviews. We anticipated performing Monte Carlo simulations to illustrate the practical significance of the latter analyses (Gellman & Hill 2007; King, Tomz & Wittenberg 2000). The size of the sample furnished adequate power to detect even small effect sizes (e.g., $r = .10$) with a probability well over .80 at $p \leq .05$ (Cohen 1988). As a result, findings of nonsignificance could be equated with lack of effect with low risk of Type II error (Streiner, 2003). To facilitate multivariate regression, missing data were replaced by multiple imputation (Rubin 2004; King, Honaker, Joseph & Scheve 2001).

4. Results

4.1. Correlational Component of the Study

4.1.1. Simple Frequencies

Preliminary analyses of the correlational component are reported in Figure 3 and Figure 4. A majority—54%—of the subjects reported perceiving that a majority of expert scientists agree that global temperatures are rising, while 34% reported perceiving division; on whether humans are causing global warming, 45% perceived that expert scientific agreement with that proposition, while 40% reported perceiving that scientists were divided. Pluralities perceived that experts were divided on the safety of geologic isolation of nuclear wastes (46%) and the crime-reducing impact of concealed carry laws (41%), with roughly a quarter (25%, 26%, respectively) perceiving scientific agreement with those positions roughly a third (29% and 33%, respectively) perceiving that most expert scientists disagree with them.

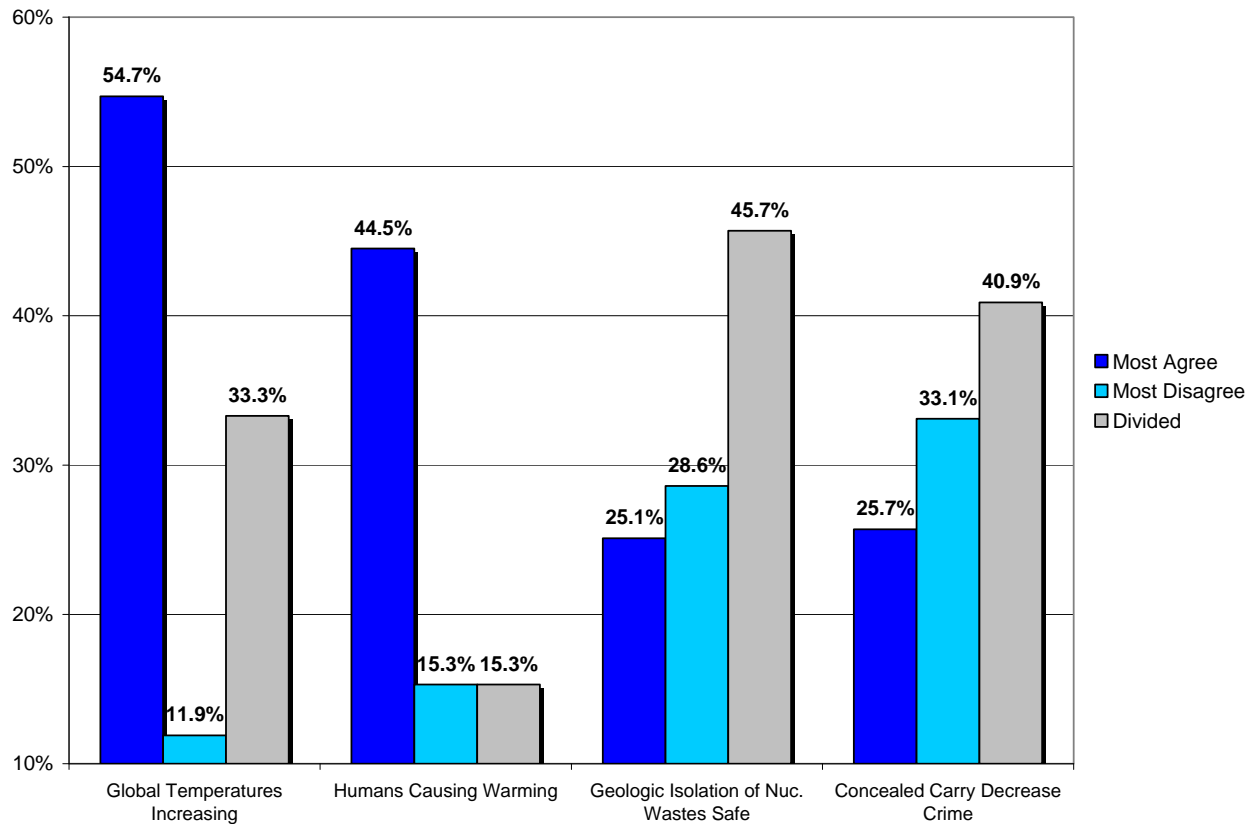


Figure 3. Overall sample frequencies on perceptions of scientific opinion. $N \approx 1500$. Bars indicate percentage of subjects who selected “most expert scientists agree,” “most expert scientists disagree,” and “expert scientists are divided in their views” on indicated risk position.

Disagreement was sharp among individuals identified (through median splits along both dimensions of cultural worldview) as “Hierarchical Individualists,” on the one hand, and “Egalitarian Communitarians,” on the other. Solid majorities of Egalitarian Communitarians perceived that most expert scientists agree that global warming is occurring (77%) and that it has an anthropogenic source (67%). In contrast, 55% of Hierarchical individualists believe that scientists are divided, and another 24% (as opposed to 2% for Egalitarian Communitarians) that most expert scientists disagree that global temperatures are increasing. A majority of Hierarchical Individualists (55%) believed that most expert scientists disagree that humans are causing global warming (6% of Egalitarian Communitarians do), with an other 31% (27% for Egalitarian Communitarians) perceiving a division of scientific opinion. These patterns conformed to the study hypotheses.

On the safety of geologic isolation of nuclear wastes, a plurality of both Hierarchical Individualists (44%) and Egalitarian Communitarians (43%) perceived that expert scientists are divided. Consistent

with the study hypotheses, however, varying proportions of these subjects reported perceiving that expert scientists agree that geologic isolation is safe (Hierarchical Individualists, 37%; Egalitarian Communitarians, 21%) or that expert scientists disagree with this position (Hierarchical Individualists, 18%; Egalitarian Communitarians, 36%).

The cultural division on perceptions of expert opinion on concealed carry laws also conformed to the study hypotheses. A plurality of Hierarchical Individualists (44%) perceived that most expert scientists agree, a plurality of Egalitarian Communitarians (48%) that most expert scientists disagree, that permitting citizens to carry handguns in public reduces crime. Only 11% of Hierarchical Individualists perceived that expert scientists disagree with this position, and only 13% of Egalitarian Communitarians that they agree with it. Comparable proportions of both types (Hierarchical Individualists, 40%; Egalitarian Communitarians, 41%) perceived that expert scientists are divided on this issue.

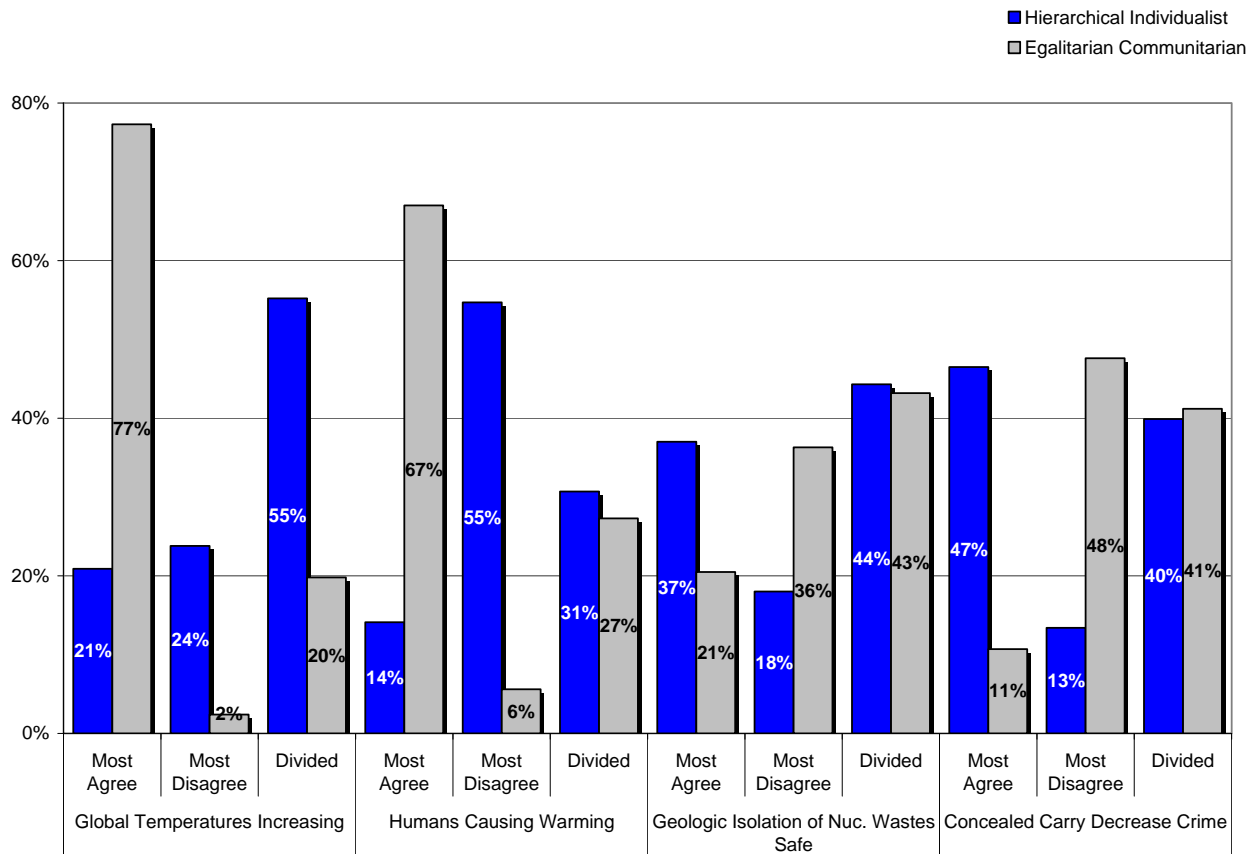


Figure 4. Frequencies by culture type on perceptions of scientific opinion. $N \approx 1500$. Bars indicate percentage of subjects of specified combination of cultural worldviews (as determined by scores on Hierarchy and Individualism in reference to sample medians) who selected “most expert scientists agree,” “most expert scientists disagree,” and “expert scientists are divided in their views” on indicated risk position.

4.1.2. Multivariate Analyses

The results of the correlational part of the study were more systematically assessed through a set of multinomial logistic regression analyses (Table 1). In each, the response to the scientific opinion measure for the specified risk item was regressed against two sets of variables: first, the covariates selected as control variables; and second, those covariates plus Hierarchy, Individualism, and the interaction term Hierarchy x Individualism. The cultural variables were entered into the analyses as a block because the study hypotheses posited that Hierarchy and Individualism would influence perceptions jointly (through their sum and interaction) rather than independently of one another (Cohen, Cohen, West & Aiken, pp. 162-70, 2003).

The significant *G*-statistic associated with the second step of each regression analysis indicates that subjects' cultural worldviews explain a statistically significant degree of variation in their responses holding the covariates constant (Cohen, Cohen, West & Aiken, pp. 504-05, 508-09, 2003). It is difficult, however, to determine the fit between the multivariate analyses and the study hypotheses from the face of the regression output. The sign and effect of the cultural variables—which must be aggregated in a manner that reflects the hypotheses—cannot be readily inferred from simple examination of the coefficients for the two cultural variables and the product interaction term. Moreover, the regression outputs reflect only the impact of the cultural variables on “most expert scientists disagree” and “expert scientists are divided” responses, respectively, relative to the baseline response, “most experts agree”; the study hypotheses also require assessing the impact of cultural worldviews on the “most agree” and “divided” responses relative to one another. The most straightforward way to discern the nature of all of these effects and to assess their statistical and practical significance is through statistical simulation based on the regressions (Gelman & King, pp. 141-42, 2007; King, Tomz, & Wittenberg 2000).

Simulation results are reflected in Figure 5, which shows the impact of the relevant combinations of cultural worldviews on the likelihood a subject will select any of the three responses. The results reflect how much more likely, all else equal, a subject with moderately egalitarian and communitarian values is to select the indicated response than is a subject with moderately hierarchical and individualistic values. Thus, holding other influences constant, being simultaneously hierarchical and individualistic as opposed

to simultaneously egalitarian and communitarian (that is, of having factor scores one standard deviation from the means in the specified directions on the Hierarchy and Individualism scales) results in a decrease of 56.9 percentage points (± 8.5 percentage points) in the likelihood that an individual will perceive that “most expert scientists agree” that “[g]lobal temperatures are increasing.” A person holding hierarchical and individualistic outlooks is 59.2 percentage points more likely (± 8.2) than one holding egalitarian and communitarian outlooks to perceive that “most expert scientists agree” that “[h]uman activity is causing global warming.” Being hierarchical and individualistic also predicts a significantly greater likelihood in perceiving that “most expert scientists disagree” or are “divided” on these questions. These results are consistent with the study hypotheses.

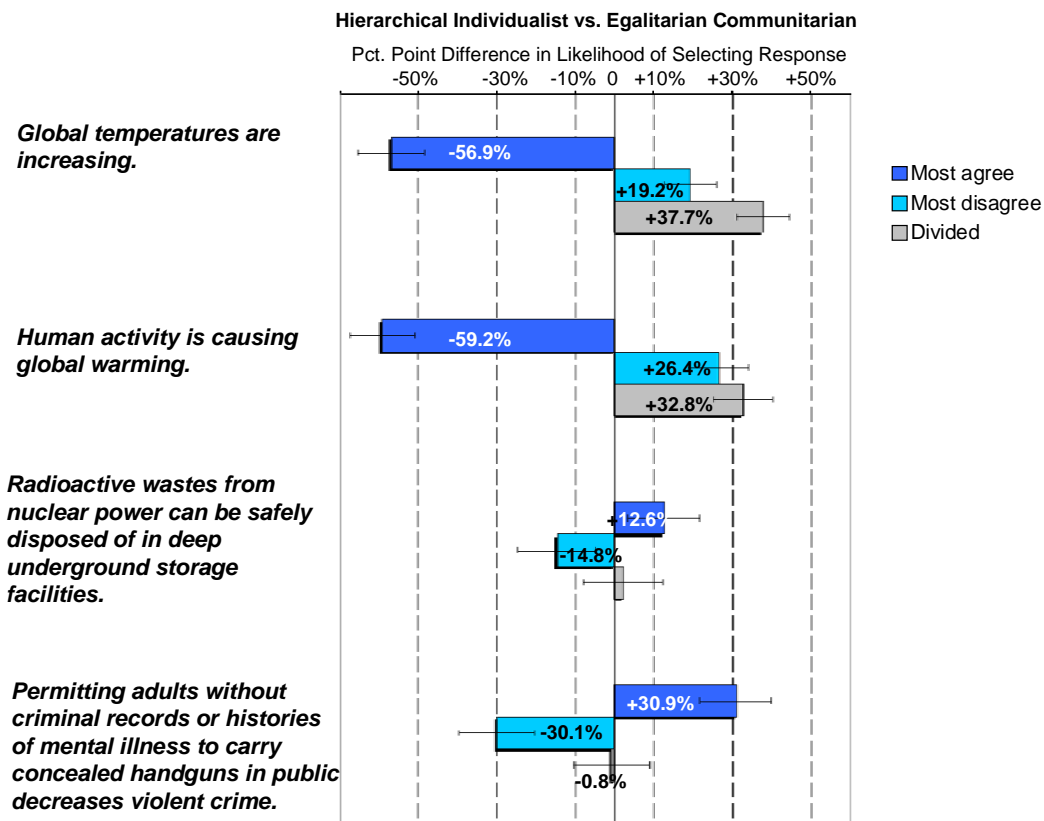


Figure 5. Differential impact of cultural worldviews on perceptions of expert consensus. *N* 1500. Derived from multinomial regression analysis (Table 1). Bars indicate the percentage-point difference between the likelihood that a subject with a hierarchic and individualistic worldview (holding other individual characteristics constant) and the likelihood that a subject with an egalitarian and communitarian worldview is to select indicated response (holding other individual characteristics constant). Cultural worldviews reflect values one standard deviation from the mean in the indicated directions on the “hierarchy-egalitarian” and “individualist-communitarian” scales. Confidence intervals reflect .95 level of confidence.

	Step 1	Step 2	Step 1	Step 2	Step 1	Step 2	Step 1	Step 2
<i>Most Expert Scientists Disagree</i>								
Male (vs. Female)	.39 (.19)	.00 (.20)	.21 (.18)	-.17 (.19)	-.81 (.15)	-.70 (.15)	-.80 (.16)	-.62 (.16)
White (vs. Black)	.01 (.37)	-1.07 (.41)	-.07 (.31)	-1.04 (.34)	.07 (.24)	.35 (.25)	.12 (.26)	.67 (.28)
Nonwhite (vs. Black)	.07 (.41)	-.72 (.44)	.05 (.35)	-.62 (.37)	.09 (.28)	.30 (.29)	.57 (.31)	.97 (.32)
Age	.00 (.01)	-.01 (.01)	.00 (.01)	-.01 (.01)	.00 (.01)	.00 (.01)	.00 (.01)	.01 (.01)
Household Income	.06 (.03)	.02 (.03)	.05 (.03)	.02 (.03)	-.05 (.03)	-.04 (.03)	-.03 (.03)	-.01 (.03)
Education	-.13 (.07)	-.09 (.07)	-.19 (.07)	-.13 (.07)	-.01 (.06)	-.04 (.06)	.18 (.06)	.14 (.06)
No Religion (vs. some)	.28 (.27)	.33 (.28)	-.34 (.26)	-.32 (.27)	.16 (.20)	.13 (.20)	.36 (.22)	.36 (.22)
Church Attendance	.19 (.08)	.17 (.08)	.13 (.07)	.12 (.08)	-.08 (.07)	-.06 (.07)	-.06 (.07)	-.05 (.07)
Democrat (vs. Repub)	-.26 (.23)	-.17 (.24)	-.20 (.23)	-.07 (.24)	.15 (.21)	.10 (.21)	.19 (.21)	.10 (.22)
Ind. (vs. Repub)	.35 (.35)	.44 (.37)	.51 (.33)	.57 (.37)	-.10 (.35)	-.15 (.35)	-.75 (.36)	-.78 (.37)
Other Party (vs. Repub)	-1.23 (.32)	-.76 (.35)	-.93 (.28)	-.36 (.31)	.28 (.24)	.10 (.24)	.79 (.24)	.37 (.25)
Lib => Conservative	.87 (.11)	.41 (.13)	.77 (.10)	.30 (.11)	-.25 (.09)	-.07 (.10)	-.64 (.09)	-.33 (.10)
Hierarch		1.16 (.70)		.49 (.61)		.10 (.42)		-.65 (.47)
Individ		.24 (.75)		-.20 (.63)		.50 (.42)		-.37 (.47)
Hierarch x Individ		.05 (.13)		.16 (.11)		-.11 (.08)		-.02 (.09)
<i>Expert Scientists Divided</i>								
Male (vs. Female)	.29 (.13)	.00 (.00)	.17 (.13)	-.04 (.13)	-.57 (.14)	-.49 (.14)	-.74 (.14)	-.60 (.15)
White (vs. Black)	.19 (.22)	.06 (.14)	.08 (.20)	-.42 (.21)	.25 (.23)	.42 (.24)	-.14 (.25)	.28 (.27)
Nonwhite (vs. Black)	-.13 (.26)	-.35 (.23)	-.11 (.24)	-.42 (.24)	.10 (.27)	.25 (.27)	.15 (.30)	.46 (.31)
Age	.01 (.00)	-.49 (.26)	.00 (.00)	.00 (.00)	.00 (.00)	.00 (.00)	.00 (.00)	.01 (.01)
Household Income	.03 (.02)	.00 (.00)	.02 (.02)	.00 (.02)	-.05 (.02)	-.05 (.02)	-.01 (.02)	.00 (.02)
Education	-.10 (.05)	.01 (.02)	-.07 (.05)	-.02 (.05)	.04 (.05)	.03 (.05)	.13 (.05)	.11 (.05)
No Religion (vs. some)	.31 (.17)	-.06 (.05)	.10 (.16)	.14 (.17)	.32 (.19)	.31 (.19)	.48 (.20)	.49 (.21)
Church Attendance	.13 (.06)	.39 (.18)	.06 (.06)	.06 (.06)	.02 (.06)	.03 (.06)	-.03 (.06)	-.03 (.06)
Democrat (vs. Repub)	-.36 (.17)	.13 (.06)	-.47 (.18)	-.32 (.19)	.06 (.18)	.05 (.18)	-.02 (.18)	-.04 (.18)
Ind (vs. Repub)	-.09 (.29)	-.25 (.18)	-.43 (.31)	-.35 (.33)	.12 (.28)	.08 (.28)	-.45 (.29)	-.45 (.29)
Other Party (vs. Repub)	-.90 (.19)	-.05 (.31)	-1.08 (.20)	-.66 (.21)	-.08 (.21)	-.14 (.22)	.18 (.22)	-.03 (.23)
Lib => Conservative	.48 (.07)	-.51 (.21)	.41 (.07)	.11 (.08)	-.23 (.08)	-.13 (.09)	-.42 (.08)	-.21 (.09)
Hierarch		.17 (.09)		.35 (.36)		.42 (.39)		-.42 (.45)
Individ		-.10 (.40)		.06 (.35)		.73 (.40)		-.14 (.45)
Hierarch x Individ		-.45 (.40)		.09 (.07)		-.14 (.08)		-.02 (.08)
Log likelihood ratio χ^2	387.80	534.85	345.84	503.49	101.71	127.98	284.68	348.33
G-test (Δ likelihood ratio χ^2)		147.05		157.65		26.27		63.65

Table 1. Multinomial regression analysis of influences on perceptions of expert consensus. $N = 1500$. Outcome variable is three-response measure: “most expert scientists agree,” “most expert scientists disagree,” and “scientists are divided.” Predictor estimates are multinomial logit coefficients. Standard errors are in parentheses. The regression coefficients indicate the contribution each predictor variable makes to the likelihood that a subject will select “most expert scientists disagree” or “scientists are divided,” respectively, as opposed to “most scientists agree.” **Bolded** typeface indicates predictor coefficient, model χ^2 , or G-statistic (incremental change in model χ^2 associated with additional predictors) is statistically significant at $p < 0.05$.

These patterns are largely reversed for nuclear power. Being simultaneously hierarchical and individualistic predicts a 12.6 percentage-point increase (± 9.2) in the likelihood of perceiving “most expert scientists agree” that “[r]adioactive wastes from nuclear power can be safely disposed of in deep underground storage facilities,” and a 14.8 percentage-point decrease (± 9.2) in the likelihood of perceiving that “most disagree.” The difference in the predicted likelihood of perceiving that scientists are “divided” is not statistically (or practically) significant. Although not to as dramatic as the differences observed for perceptions of scientific opinion on climate change, the effects of cultural outlooks on perceptions of scientific opinion for nuclear waste disposal also confirm the hypothesized impact of holding either hierarchical and individualistic or egalitarian and communitarian worldviews.

The simulation results for perceptions of scientific opinion on concealed handguns also fit the study hypotheses. Being egalitarian and communitarian predicted a 30.9 percentage-point increase (± 9.1) in the likelihood of perceiving that “most expert scientists agree” that “[p]ermitting adults without criminal records or histories of mental illness to carry concealed handguns in public **decreases** violent crime,” and a 30.1 percentage-point decrease (± 9.7) in perceiving that “most disagree,” relative to being hierarchical and individualistic. Again the difference in the perception that scientists are “divided” was not significant.

4.2. Experimental Component of the Study

4.2.1. Simple Frequencies

Preliminary analyses of the experimental component are reported in Figure 6 and Figure 7. Figure 6 reports the overall sample frequencies, which show that a majority of subjects agreed that each of the pictured authors was a “trustworthy and knowledgeable expert.” Intriguingly, a higher percentage of subjects agreed when the pictured author was assigned the “low risk” position on climate change and concealed carry laws, whereas a higher percentage agreed that the pictured author was an expert when he was assigned the “high risk” position on nuclear waste disposal.

Figure 7 presents frequencies of subjects identified by cultural type. The results again confirmed study hypotheses.

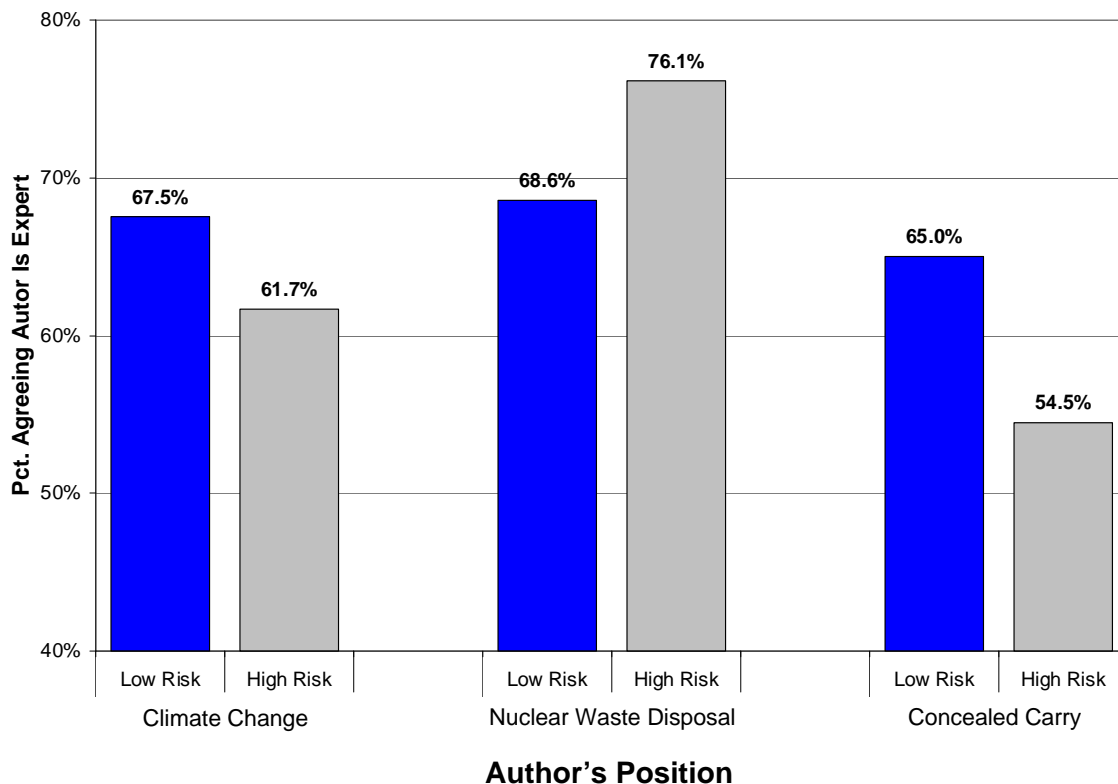


Figure 6. Overall sample frequencies on author expertise. Bars indicate percentage of subjects who agreed (either “slightly,” “moderately,” or “strongly”) that the depicted author was a “trustworthy and knowledgeable expert” when assigned indicated position.

On global warming, the position imputed to the putative expert dramatically affected the responses of both hierarchical individualists and egalitarian communitarians. Eight-nine percent of Egalitarian Communitarians, but only 23% of hierarchical individualists, agreed (either “slightly,” “moderately,” or “strongly”) that the depicted author was a “trustworthy and knowledgeable expert” when the author was presented as supporting the “high risk” position. In contrast, when the depicted author was presented as supporting the “low risk” position, 86% of Hierarchical Individualists, but only 51% of Egalitarian Communitarians, agreed that he was a “trustworthy and knowledgeable expert.”

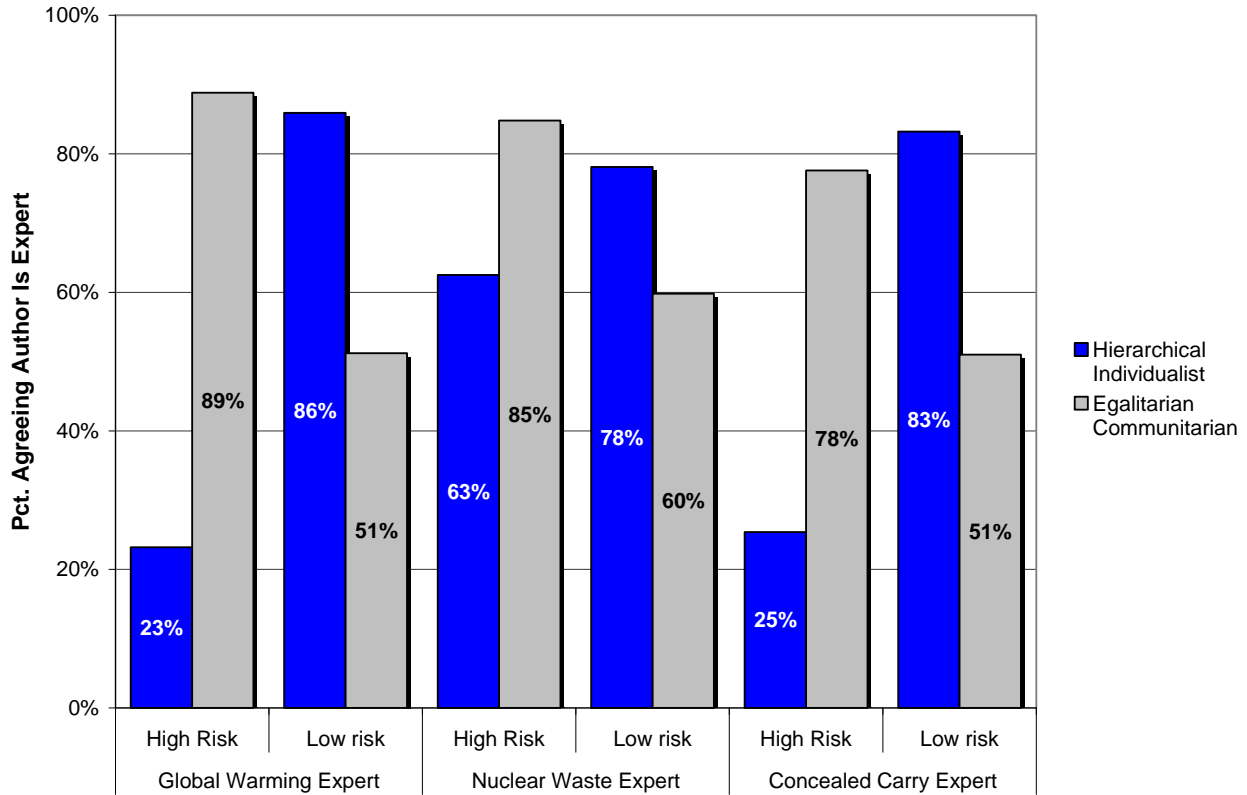


Figure 7. Frequencies by culture type on author expertise. Bars indicate percentage of subjects of specified combination of cultural worldviews (as determined by scores on Hierarchy and Individualism in reference to sample medians) who agreed (either “lightly,” “moderately,” or “strongly”) that the depicted author was a “trustworthy and knowledgeable expert” when assigned indicated position.

The results were very similar for gun control. When the depicted author was assigned the “high risk” position, Egalitarian Communitarians and Hierarchical Individualists were divided 78% to 25% on the issue of whether he was an expert. The groups positions flipped— Hierarchical Individualists 83%, Egalitarian Communitarians 51%, when the author was assigned the “low risk” position.

On gun nuclear waste disposal, the basic pattern was the same but again less pronounced. Hierarchical Individualists were more likely—by a margin of 85% to 63%—to perceive that the author was a “trustworthy and knowledgeable expert” when he was assigned the “high risk” position, whereas Egalitarian Communitarians were more likely—by a margin of 78% to 60%—to agree when the author was assigned the “low risk” position.

	<u>Global Warming</u>						<u>Nuclear Waste Disposal</u>						<u>Concealed Carry</u>					
	Step 1		Step 2		Step 3		Step 1		Step 2		Step 3		Step 1		Step 2		Step 3	
Risk (0=low risk, 1=high)	-0.31	(.09)	-0.32	(.09)	0.72	(2.78)	0.40	(.09)	0.40	(.09)	2.41	(2.75)	-0.47	(.09)	-0.47	(.09)	1.57	(2.69)
Male (vs. Female)			-.21	(.10)	-.18	(.10)			-.07	(.10)	.00	(.10)			-.07	(.10)	-.12	(.10)
White (vs. Black)			-.22	(.15)	-.07	(.16)			.11	(.16)	.19	(.16)			.13	(.15)	.09	(.16)
Nonwhite (vs. Black)			-.04	(.18)	.23	(.18)			-.02	(.18)	.05	(.18)			.14	(.18)	.07	(.18)
Age			.00	(.00)	.00	(.00)			.00	(.00)	.00	(.00)			-.01	(.00)	-.01	(.00)
Household Income			.01	(.02)	.01	(.02)			-.02	(.01)	-.01	(.02)			.03	(.02)	.02	(.02)
Education			.02	(.04)	-.01	(.04)			.05	(.04)	.02	(.04)			-.05	(.04)	-.03	(.04)
No Religion (vs. some)			-.15	(.12)	-.09	(.13)			.05	(.13)	.06	(.13)			-.13	(.12)	-.08	(.13)
Church Attendance			-.06	(.04)	-.07	(.04)			-.04	(.04)	-.04	(.04)			.00	(.04)	-.04	(.04)
Democrat (vs. Repub)			.16	(.14)	.01	(.14)			.17	(.13)	.18	(.13)			.10	(.13)	.07	(.14)
Independent (vs. Repub)			.28	(.22)	.31	(.22)			.38	(.22)	.25	(.21)			.59	(.23)	.53	(.24)
Other Party (vs. Repub)			.25	(.14)	.23	(.15)			.30	(.15)	.33	(.15)			.30	(.15)	.37	(.15)
Liberal => Conservative			.05	(.06)	.11	(.07)			.08	(.05)	.14	(.06)			-.02	(.05)	.00	(.06)
Hierarch					.20	(.37)					.03	(.36)					.25	(.38)
Individ					-.17	(.36)					-.15	(.35)					-.02	(.37)
Hierarch x Individ					.16	(.07)					.07	(.07)					.14	(.07)
Hierarch x Risk					-.47	(.54)					.00	(.53)					-.92	(.52)
Individ x Risk					.24	(.53)					.61	(.52)					-.54	(.51)
Hierarch x Individ x Risk					-.32	(.10)					-.20	(.10)					-.16	(.10)
LR χ^2	11.20		29.74		618.72		18.50		31.60		172.69		25.84		46.33		499.60	
G-test (delta LR χ^2)			18.54		588.98				13.10		141.09				2.49		453.27	

Table 2. Ordered logistic regression analysis of experiment results. Outcome variables are 6-point measure of disagreement-agreement with the statement that “I believe the author is a trustworthy and knowledgeable expert on” the indicated issue. Predictor estimates are logit coefficients. Standard errors are in parentheses. **Bolded** typeface indicates predictor coefficient, model χ^2 , or G-statistic (incremental change in model χ^2 associated with additional predictors) is statistically significant at $p < 0.05$.

4.2.2. Multivariate Analyses

Table 2 presents a set of ordered logistic regression analyses performed to enable a more exacting test of the experiment hypotheses. Assessment of expertise for each fictional author was regressed against predictors in three steps. The first consisted simply of a dummy variable (Risk), coded 0 for “low risk” and 1 for “high risk.” The results thus reflect the main effect of the experimental manipulation. As reflected in the response frequencies, being assigned to the “high risk” treatment predicted a significant increase in the likelihood of agreeing that the author who addressed nuclear waste disposal was an expert, whereas being assigned to the “high risk” treatment predicted a decrease in the likelihood of agreeing the authors who addressed climate change and gun control were experts.

In the second and third steps, the control variables and the cultural worldview variables were entered into the analyses. In addition to the product interaction term for Hierarchy and Individualism (Hierarch x Individ), the third step contains product interaction terms for each culture variable and the experimental treatment variable (Hierarch x Risk and Individ x Risk) and a three-way product interaction term for the cultural variables together and the experimental treatment variable (Hierarch x Individ x Risk); these terms measure individual differences in the response to the experimental manipulation associated with subjects’ cultural worldviews. Again, the cultural variables (and the associated interaction terms) were entered in as a block because the study hypotheses contemplated effects from the sum and interaction of Hierarchy and Individualism.⁴ The significant *G*-statistic associated with the third step in each model indicates that addition of the cultural variables explains additional variance in subjects responses. In addition, the negative sign of the coefficients for the 3-way interaction terms indicate that the more hierarchical and individualistic the subject is, the more the likelihood decreases that she will agree that the authors are experts when they are depicted as reaching the “high risk” conclusion. Again, however, the

⁴ In the full specified models, the coefficient for Risk was positive and significant for all three authors. However, because the coefficient for Risk in those models indicates the effect of assigning the author the “high risk” position when Hierarchy and Individualism have values of 0—a score outside the range of the scale—the coefficient does not admit of meaningful interpretation on its own (Aiken, West & Reno, p. 38, 1991).

most straightforward and informative way to assess the sign, the size, and the significance (statistical and practical) of effect of the culture variables is through statistical simulation.

Simulation results are reported in Figure 8. They reflect how much more likely, all else equal, a subject with moderately egalitarian and communitarian values is to agree that the indicated author is a “trustworthy and knowledgeable expert” than is a subject with moderately hierarchical and individualistic values.

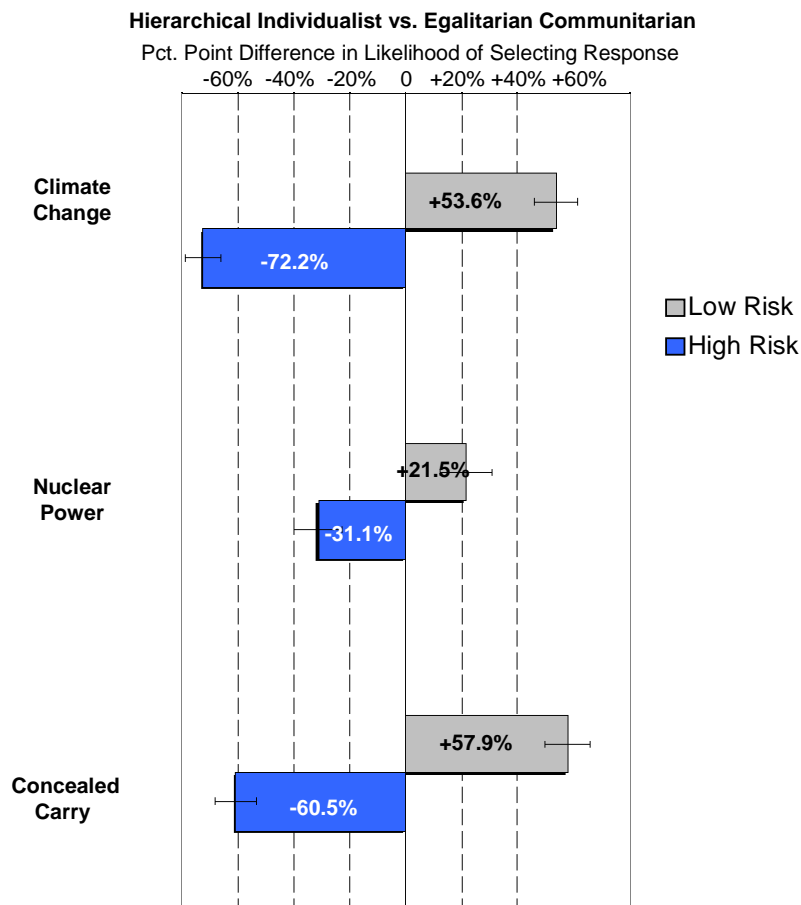


Figure 8. Impact of authors’ positions on the perception of his expertise by subjects of diverse cultural predispositions. $N = 1,500$. Derived from ordered logistic regression analysis (Table 2). Bars indicate percentage-point difference between the likelihood that a subject with a hierarchic and individualistic worldview and the likelihood that a subject with an egalitarian and communitarian worldview (holding other individual characteristics constant) will see the author as a “knowledgeable and trustworthy expert” when that author is assigned a particular position (“high” or “low risk”). Cultural worldview values have been set one standard deviation from the mean in the indicated directions on the “hierarchy-egalitarian” and “individualist-communitarian” worldview scales. Confidence intervals reflect .95 level of confidence.

The results are consistent with the study hypotheses. For each author, being simultaneously egalitarian and communitarian as opposed to simultaneously hierarchical and individualistic (other influences

constant) predicts a large and significant increase perceived expertise when the author is assigned a “high risk” conclusion, and a large and significant decrease in perceived expertise when the author is assigned the “low risk” position. Once more, the effects are most dramatic for the climate change and gun control authors, but remains substantial in size (31.2%, ± 8.7 , and -21.5%, $\pm 9.3\%$) for the nuclear power author.

5. Discussion and Conclusions

5.1. Summary of Findings

The goal of the study was to examine a distinctive explanation for the apparent failure of members of the public to form beliefs consistent with apparent scientific consensus on climate change and other issues of risk. We hypothesized that scientific opinion fails to quiet societal dispute on such issues not because members of the public are unwilling to defer to experts but because culturally diverse persons tend to form opposing perceptions of what experts believe. Individuals systematically overestimate the degree of scientific support for positions they are culturally predisposed to accept as a result of a cultural availability effect that influences how readily they can recall instances of expert endorsement of those positions.

The study furnished two forms of evidence in support of this basic hypothesis. The first was the existence of a strong correlation between individuals’ cultural values and their perceptions of scientific consensus on risks known to divide persons of opposing worldviews. Subjects holding hierarchical and individualistic outlooks, on the one hand, and ones holding egalitarian and communitarian outlooks, on the other, significantly disagreed about the state of expert opinion on climate change, nuclear waste disposal, and handgun regulation. It is possible, of course, that one or the other of these groups is better at discerning scientific consensus than the other. But because the impressions of both groups converged and diverged from positions endorsed in NAS “expert consensus” in a pattern reflective of their respective predispositions, it seems more likely that both hierarchical individualists and egalitarian communitarians are fitting their perceptions of scientific consensus to their values.

The second finding identified a mechanism that could explain this effect. When asked to evaluate whether an individual of elite academic credentials, including membership in the NAS, was a “knowl-

edgeable and trustworthy expert,” subjects’ answers proved conditional on the fit between the position the putative expert was depicted as adopting (on climate change, on nuclear waste disposal, or on handgun regulation) and the position associated with the subjects’ cultural outlooks. If individuals more readily count someone as an expert when that person endorses a conclusion that fits their cultural predispositions, individuals of opposing cultural outlooks will over time form opposingly skewed impressions of what most experts believe. As a result, even when experts by and large agree, individuals of diverse world-views will disagree about the state of scientific consensus.

5.2. Understanding the Cultural Cognition of Risk

Adding this dynamic the set of mechanisms through which cultural cognition shapes perceptions of risk and related facts, it is possible to envision a more complete picture of how these processes work in concert. On this view, cultural cognition can be seen as injecting a biasing form of endogeneity into a process roughly akin to Bayesian updating.

Even as an idealized normative model of rational decisionmaking, Bayesian information processing is necessarily incomplete. Bayesianism furnishes an algorithm for rationally updating one’s beliefs in light of new evidence: one’s estimate of the likelihood of some proposition should be revised in proportion to the probative weight of any new evidence (by multiplying one’s “prior odds” by a “likelihood ratio” that represents how much more consistent new evidence is with that proposition than with its negation) (Raiffa 1968). This instruction, however, merely tells a person *how* a prior estimate and new evidence of a particular degree of probity should be combined to produce a revised estimate; it has nothing to say about what her prior estimate should be or, even more importantly, how she should determine the probative force (if any) of a putatively new piece of evidence.

Consistently with Bayesianism, an individual can use pretty much any process she wants—including some prior application of the Bayesian algorithm itself—to determine the probity of new evidence (Raiffa 1968), but any process that gauges the weight (or likelihood ratio) of the new evidence based on its consistency with the individual’s prior estimate of the proposition in question will run into an obvious difficulty. In the extreme, an individual might adopt the rule that she will assign *no* probative weight to any asserted piece of evidence that contradicts her prior belief. If she does that, she will of

course never change her mind and hence never rise a mistaken belief, since she will necessarily dismiss all contrary evidence, no matter how well founded, as lacking credibility. In a less extreme variant, an individual might decide merely to assign new information that contradicts her prior belief *less* probative weight than she otherwise would have; in that case, a person who starts with a mistaken belief might eventually correct it, but only after being furnished with *more* evidence than would have been necessary if she had not discounted any particular item of contrary evidence based on her mistaken starting point. A person who employs Bayesian updating is more likely to correct a mistaken belief, and to do so sooner, if she has a reliable basis *exogenous* to her prior belief for identifying the probative force of evidence that contravenes that belief (Rabin & Schrag 1999).

When mechanisms of cultural cognition figure in her reasoning, a person processes information in a manner that is equivalent to one who is assigning new information probative weight based on its consistency with her prior estimation (Figure 9). Because of identity protective cognition (Sherman & Cohen 2006), such a person is highly likely to start with a risk perception that is associated with her cultural values. She might resolve to evaluate the strength of contrary evidence without reference to her prior beliefs. However, because of culturally biased information search and culturally biased assimilation (Kahan, Braman, Gastil, Cohen & Slovic 2009), the evidence that supports her prior beliefs will seem the most convincing to her in any case.

Perhaps mindful of the limits of her ability to gather and interpret evidence on her own, such an individual might choose to defer or to give considerable weight to the views of experts. But through the cultural availability effect examined in our study, she is likely to overestimate the proportion of experts who hold the view consistent with her own predispositions. Like the closed-minded Bayesian whose assessment of the probative value of new information is endogenous to his prior beliefs, then, such an individual will either not change her mind or will change it much more slowly than she should, because the same predisposition that informs her priors will also be unconsciously shaping her ability to recognize and assign weight to all manner of evidence, including the opinion of scientists (Zimber & Ludwig 2009).

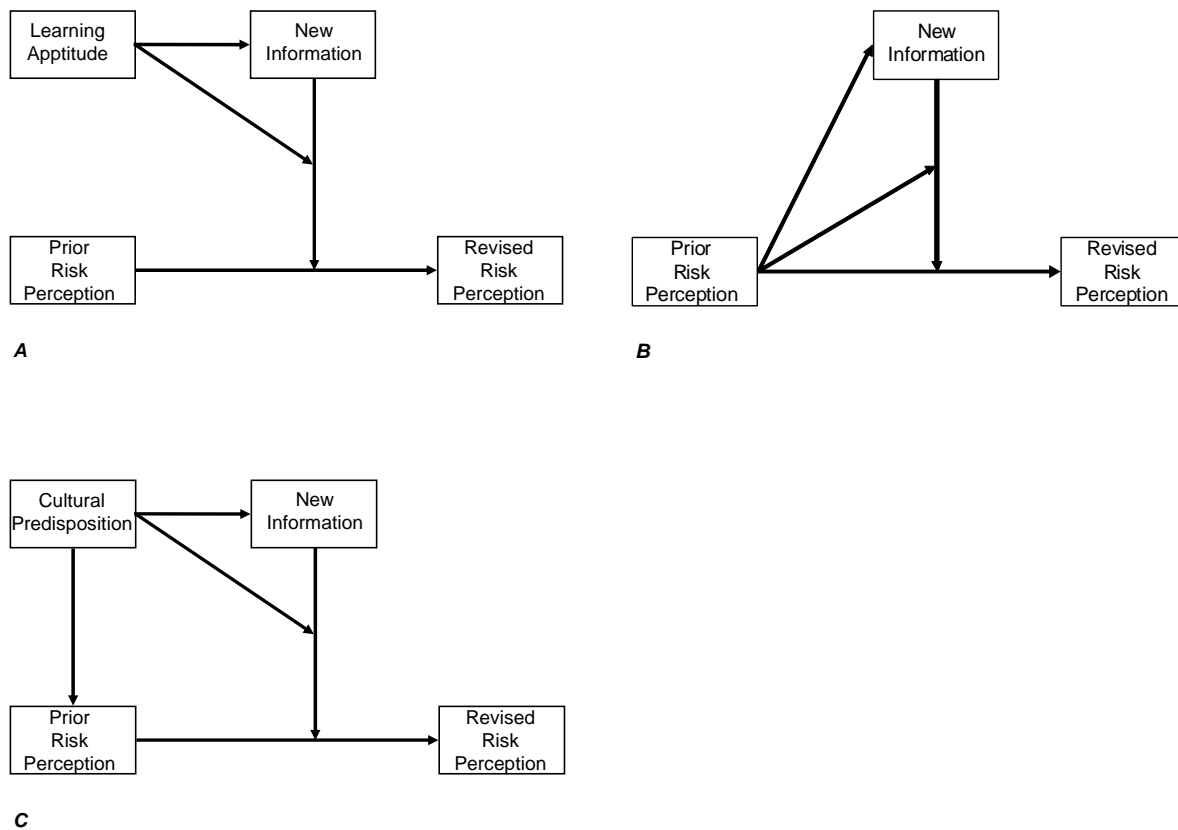


Figure 9. Risk perception updating and the effect of cultural cognition. How readily individuals will revise their perceptions of risk depends on their “learning aptitude”—that is, their motivation and capacity to seek out new information, to recognize it as such, and to give it appropriate effect (A). If their learning aptitude is guided by their existing perceptions—that is, if they are motivated to seek out new information that affirms their prior risk perceptions, and selectively to recognize and give effect to new information in a manner that reinforces their priors—individuals will exhibit closed-mindedness (B) (Rabin & Schrag 1999). Individuals are vulnerable to this form of closed-mindedness as a result of cultural cognition insofar as the same cultural predispositions that shape their prior risk perceptions also motivate their search for new information and their recognition and assimilation of it (C).

5.3 Improving Risk Communication

This conclusion does not imply, however, that there is no prospect for rational public deliberations informed by the best scientific evidence on global warming, nuclear power, handguns, and like issues. But because the source of the enfeebled power of scientific opinion is different from what is normally thought, the treatment must be something other than what is normally prescribed. It is not enough to assure that scientifically sound information—including evidence of what scientists themselves believe—is widely disseminated: cultural cognition strongly motivates individuals—of *all* worldviews—to recognize such information as sound in a selective pattern that reinforces their cultural predispositions. To

overcome this effect, risk communicators must attend to the cultural meaning as well as the scientific content of information. In order to assure open-minded consideration of scientific findings, they must assure that it is presented in a way that makes acceptance of it universally compatible with the identities of culturally diverse citizens rather than variously threatening to one or another group of them.

Research informed by cultural cognition and related theories are making progress in identifying information communication strategies that possess this quality (Kahan 2010). The further development of this aspect of science and risk communication, we believe, is critical to enlightened democratic policy-making.

References

- Aiken, L. S., West, S. G., & Reno, R. R. (1991). *Multiple Regression: Testing and Interpreting Interactions*. Newbury Park, Calif.: Sage Publications.
- Barke, R. P., Jenkins-Smith, H., & Slovic, P. (1997). Risk Perceptions of Men and Women Scientists. *Social Science Quarterly (University of Texas Press)*, 78(1), 167-176.
- Boholm, Å. s. (2003). The cultural nature of risk: Can there be an anthropology of uncertainty? *Ethnos*, 68(2), 159 - 178.
- Cohen, J. (1988). *Statistical Power Analysis for the Behavioral Sciences*. Hillsdale, NJ: Lawrence Erlbaum Assocs.
- Cohen, J., Cohen, P., West, S. G., & Aiken, L. S. (2003). *Applied Multiple Regression/Correlation Analysis for the Behavioral Sciences* (3rd ed.). Mahwah, N.J.: L. Erlbaum Associates.
- DiMaggio, P. (1997). Culture and cognition. *Annual Review of Sociology*, 23, 263-287.
- Douglas, M. (1970). *Natural symbols: explorations in cosmology*. London,: Barrie & Rockliff the Cresset P.
- Douglas, M. (1986). *How Institutions Think* (1st ed.). Syracuse, N.Y.: Syracuse University Press.
- Douglas, M., & Wildavsky, A. B. (1982). *Risk and Culture: An Essay on the Selection of Technical and Environmental Dangers*. Berkeley: University of California Press.
- Gelman, A., & Hill, J. (2007). *Data Analysis Using Regression and Multilevel/Hierarchical Models*. Cambridge ; New York: Cambridge University Press.
- Irwin, A., & Wynne, B. (1996). *Misunderstanding science? The public reconstruction of science and technology*. Cambridge ; New York: Cambridge University Press.
- Jenkins-Smith, H. (2001). Modeling Stigma: An Empirical Analysis of Nuclear Waste Images of Nevada. In J. Flynn, P. Slovic & H. Kunreuther (Eds.), *Risk, media, and stigma : understanding public challenges to modern science and technology* (pp. 107-132). London ; Sterling, VA: Earthscan.
- [Kahan, D. \(2010\). Fixing the Communications Failure. *Nature*, 463, 296-297.](#)
- [Kahan, D. M., Braman, D., Cohen, G. L., Gastil, J., & Slovic, P. \(in press\). Who Fears the HPV Vaccine, Who Doesn't, and Why? An Experimental Study of the Mechanisms of Cultural Cognition. *L. & Human Behavior*. Advance publication available at <http://dx.doi.org/10.1007/s10979-009-9201-0>.](#)
- [Kahan, D. M., Braman, D., Gastil, J., Slovic, P., & Mertz, C. K. \(2007\). Culture and Identity-Protective Cognition: Explaining the White-Male Effect in Risk Perception. *Journal of Empirical Legal Studies*, 4\(3\), 465-505.](#)

- [Kahan, D. M., Braman, D., Slovic, P., Gastil, J., & Cohen, G. \(2009\). Cultural Cognition of the Risks and Benefits of Nanotechnology. *Nature Nanotechnology*, 4\(2\), 87-91.](#)
- [Kahan, D. M., Slovic, P., Braman, D., & Gastil, J. \(2006\). Fear of Democracy: A Cultural Critique of Sunstein on Risk. *Harvard Law Review*, 119, 1071-1109.](#)
- Kahneman, D., & Tversky, A. (1982). Availability: A Heuristic for Judging Frequency and Probability. In D. Kahneman, P. Slovic & A. Tversky (Eds.), *Judgment Under Uncertainty: Heuristics and Biases* (pp. 163-178). Cambridge ; New York: Cambridge University Press.
- King, G., Honaker, J., Joseph, A., & Scheve, K. (2001). Analyzing Incomplete Political Science Data: An Alternative Algorithm for Multiple Imputation. *Am. Pol. Sci. Rev.*, 95(1), 49-69.
- King, G., Tomz, M., & Wittenberg., J. (2000). Making the Most of Statistical Analyses: Improving Interpretation and Presentation. *Am. J. Pol. Sci.*, 44(2), 347-361.
- Lord, C. G., Ross, L., & Lepper, M. R. (1979). Biased Assimilation and Attitude Polarization - Effects of Prior Theories on Subsequently Considered Evidence. *Journal of Personality and Social Psychology*, 37(11), 2098-2109.
- Mamadouh, V. (1999). Grid-Group Cultural theory: An Introduction. *GeoJournal*, 47, 395-409.
- Marris, C., Langford, I. H., & O'Riordan, T. (1998). A Quantitative Test of the Cultural Theory of Risk Perceptions: Comparison with the Psychometric Paradigm. *Risk Analysis*, 18(5), 635-647.
- National Research Council. Committee to Improve Research Information and Data on Firearms., Wellford, C. F., Pepper, J., Petrie, C., & National Research Council (U.S.). Committee on Law and Justice. (2004). *Firearms and violence : a critical review*. Washington, DC: National Academies Press.
- National Research Council Committee on Analysis of Global Change Assessments. (2007). *Analysis of global change assessments: lessons learned* Washington, D.C.: National Academies Press.
- National Research Council. Board on Radioactive Waste Management. (1990). *Rethinking high-level radioactive waste disposal: A position statement of the Board on Radioactive Waste Management, Commission on Geosciences, Environment, and Resources, National Research Council*. Washington, D.C.: National Academy Press.
- Newport, F. (2008, April 21, 2008). Little Increase in Americans' Global Warming Worries. *Gallup Polls*, from <http://www.gallup.com/poll/106660/Little-Increase-Americans-Global-Warming-Worries.aspx>.
- Pew Research Center. (2009, Oct. 22, 2009). Fewer Americans See Solid Evidence of Global Warming, from <http://people-press.org/reports/pdf/556.pdf>.
- Rabin, M., & Schrag, J. L. (1999). First Impressions Matter: A Model of Confirmatory Bias. *The Quarterly Journal of Economics*, 114(1), 37-82.

- Raiffa, H. (1968). *Decision Analysis*. Reading, Mass.: Addison-Wesley.
- Rayner, S. (1992). Cultural Theory and Risk Analysis. In S. Krimsky & D. Golding (Eds.), *Social Theories of Risk* (pp. pp. 83-115). Westport, Conn.: Praeger.
- Rubin, D. B. (2004). *Multiple imputation for nonresponse in surveys*. Hoboken, N.J. ;: Wiley-Interscience.
- Schulz-Hardt, S., Frey, D., Luthgens, C., & Moscovici, S. (2000). Biased information search in group decision making. *Journal of Personality and Social Psychology*, 78(4), 655-669.
- Sherman, D. K., & Cohen, G. L. (2006). The psychology of self-defense: Self-affirmation theory. In M. P. Zanna (Ed.), *Advances in Experimental Social Psychology* (Vol. 38, pp. 183-242).
- Siegrist, M., Cvetkovich, G., & Roth, C. (2000). Salient Value Similarity, Social Trust, and Risk/Benefit Perception. *Risk Analysis*, 20(3), 353-362.
- Sjoberg, L. (1998). World Views, Political Attitudes, and Risk Perception. *Risk: Health, Safety and Environment*, 9, 137-152.
- Slovic, P. (2000). *The Perception of Risk*. London ; Sterling, VA: Earthscan Publications.
- Slovic, P., Flynn, J. H., & Layman, M. (1991). Perceived Risk, Trust, and the Politics of Nuclear Waste. *Science*, 254(5038), 1603-1607.
- Streiner, D. L. (2003). Unicorns Do Exist: A Tutorial on “Proving” the Null Hypothesis. *Canadian Journal of Psychiatry*, 48, 756-761.
- Sunstein, C. R. (2005). *Laws of Fear: Beyond the Precautionary Principle*. Cambridge, UK ; New York: Cambridge University Press.
- Thompson, M., Ellis, R., & Wildavsky, A. (1990). *Cultural Theory*. Boulder Colo.: Westview Press.
- Zimper, A., & Ludwig, A. (2009). On attitude polarization under Bayesian learning with non-additive beliefs. *Journal of Risk and Uncertainty*, 39(2), 181-212.

Appendix. Select Measures from Study Instrument

1. Cultural Worldview Measures (Rotated)

People in our society often disagree about how far to let individuals go in making decisions for themselves. How strongly you agree or disagree with each of these statements? [strongly disagree, moderately disagree, slightly disagree, slightly agree, moderately agree, strongly agree]

IINTRSTS. The government interferes far too much in our everyday lives.

SHARM. Sometimes government needs to make laws that keep people from hurting themselves.

IPROTECT. It's not the government's business to try to protect people from themselves.

IPRIVACY. The government should stop telling people how to live their lives.

SPROTECT. The government should do more to advance society's goals, even if that means limiting the freedom and choices of individuals.

SLIMCHOI. Government should put limits on the choices individuals can make so they don't get in the way of what's good for society.

People in our society often disagree about issues of equality and discrimination. How strongly you agree or disagree with each of these statements? [strongly disagree, moderately disagree, slightly disagree, slightly agree, moderately agree, strongly agree]

HEQUAL. We have gone too far in pushing equal rights in this country.

EWEALTH. Our society would be better off if the distribution of wealth was more equal.

ERADEQ. We need to dramatically reduce inequalities between the rich and the poor, whites and people of color, and men and women.

EDISCRIM. Discrimination against minorities is still a very serious problem in our society.

HREVDIS2. It seems like blacks, women, homosexuals and other groups don't want equal rights, they want special rights just for them.

HFEMININ. Society as a whole has become too soft and feminine.

2. Perceptions of Scientific Opinion (items rotated)

We'd now like to know what you think expert scientists believe about these issues. We'll ask you to read a series of statements. For each, please indicate whether you think most expert scientists agree

with statement, most expert scientists disagree with the statement, or expert scientists are divided in their views.

GWREAL. Global temperatures are increasing.

GWHUMAN. Human activity is causing global warming.

NUKE Radioactive wastes from nuclear power can be safely disposed of in deep underground storage facilities.

GUN. Permitting adults without criminal records or histories of mental illness to carry concealed handguns in public decreases violent crime.

3. Perceptions of Scientific Expertise (authors rotated)

Imagine that a close friend told you he or she was undecided on the issue of [“global warming,” “the disposal of nuclear waste,” or “the issue of gun control”]. and would like to get more information. [In the case of gun control: “Of particular concern to your friend is the issue of “concealed carry laws,” which permit adults without criminal records or histories of mental illness to possess concealed handguns in public.”] The friend tells you that he or she is planning to read a book about the issue but before taking the time to do so would like to get your opinion on whether the author seems like a knowledgeable and trustworthy expert.

Below is a book excerpt and some information about the book’s author. How strongly would you agree or disagree with this statement [Strongly disagree, moderately disagree, slightly disagree, slightly agree, moderately agree, strongly agree]:

“I believe the author is a trustworthy and knowledgeable expert on [global warming, gun control, or nuclear power].”