

# *D*-meson decay constants and a check of factorization in non-leptonic *B*-decays

Damir Bečirević,<sup>a</sup> Vittorio Lubicz,<sup>b,c</sup> Francesco Sanfilippo,<sup>a,d</sup> Silvano Simula<sup>c</sup> and Cecilia Tarantino<sup>b,c</sup>

<sup>a</sup>Laboratoire de Physique Théorique (Bât. 210),<sup>1</sup>  
 Université Paris Sud, F-91405 Orsay-Cedex, France

<sup>b</sup>Dipartimento di Fisica, Università RomaTre,  
 Via della Vasca Navale 84, I-00146 Roma, Italy

<sup>c</sup>INFN — Sezione di Roma Tre,  
 Via della Vasca Navale 84, I-00146 Roma, Italy

<sup>d</sup>INFN — Sezione di Roma,  
 Piazzale Aldo Moro 5, I-00185 Roma, Italy

E-mail: [Damir.Becirevic@th.u-psud.fr](mailto:Damir.Becirevic@th.u-psud.fr), [lubicz@fis.uniroma3.it](mailto:lubicz@fis.uniroma3.it),  
[Francesco.Sanfilippo@th.u-psud.fr](mailto:Francesco.Sanfilippo@th.u-psud.fr), [Silvano.Simula@roma3.infn.it](mailto:Silvano.Simula@roma3.infn.it),  
[tarantino@fis.uniroma3.it](mailto:tarantino@fis.uniroma3.it)

ABSTRACT: We compute the vector meson decay constants  $f_{D_{(s)}^*}$  from the simulation of twisted mass QCD on the lattice with  $N_f = 2$  dynamical quarks. When combining these values with the pseudoscalar  $D_{(s)}$ -meson decay constants, we were able (i) to show that the heavy quark spin symmetry breaking effects with the charm quark are large,  $f_{D_s^*}/f_{D_s} = 1.26(3)$ , and (ii) to check the factorization approximation in a few specific *B*-meson non-leptonic decay modes. Besides our main results,  $f_{D^*} = 278 \pm 13 \pm 10$  MeV, and  $f_{D_s^*} = 311 \pm 9$  MeV, other phenomenologically interesting results of this paper are:  $f_{D_s^*}/f_{D^*} = 1.16 \pm 0.02 \pm 0.06$ ,  $f_{D_s^*}/f_D = 1.46 \pm 0.05 \pm 0.06$ , and  $f_{D_s}/f_{D^*} = 0.89 \pm 0.02 \pm 0.03$ . Finally, we correct the value for  $B(B^0 \rightarrow D^+\pi^-)$  quoted by PDG, and find  $B(B^0 \rightarrow D^+\pi^-) = (7.8 \pm 1.4) \times 10^{-7}$ . Alternatively, by using the ratios discussed in this paper, we obtain  $B(B^0 \rightarrow D^+\pi^-) = (8.3 \pm 1.0 \pm 0.8) \times 10^{-7}$ .

KEYWORDS: Lattice QCD, Phenomenological Models, Heavy Quark Physics

ARXIV EPRINT: [1201.4039](https://arxiv.org/abs/1201.4039)

<sup>1</sup>Laboratoire de Physique Théorique est une unité mixte de recherche du CNRS, UMR 8627.

---

## Contents

<b>1</b>	<b>Introduction</b>	<b>1</b>
<b>2</b>	<b>Open charm mesons and their decay constants</b>	<b>2</b>
<b>3</b>	<b>Lattice details and results</b>	<b>3</b>
3.1	Lattices and correlation functions	3
3.2	$f_{D_s^*}$ and $f_{D_s^*}/f_{D_s}$	5
3.3	$f_{D^*}$ , $f_{D^*}/f_D$ , $f_{D_s^*}/f_{D^*}$ , and other ratios	8
<b>4</b>	<b>Verifying the factorization approximation</b>	<b>11</b>
<b>5</b>	<b>Summary</b>	<b>13</b>

---

## 1 Introduction

Vector meson decay constants are important ingredients in the particle physics phenomenological description of various processes [1–8]. They are particularly handy when checking on the validity of the factorization approximation in non-leptonic decay channels involving a vector meson. Of particular interest are the  $B^0$ -meson non-leptonic modes in which one of the two charged mesons in the final state is  $D_{(s)}^{(*)}$  and the other one is a light meson. Factorization is expected to work quite well for this class of decay modes [9]. In the specific cases such as  $B^0 \rightarrow D_{(s)}^{(*)-} \pi^+$ , the factorization was shown to be exact in the limit of infinitely heavy quark mass [10–12]. Away from that limit and in other similar situations, such as  $B^0 \rightarrow D_{(s)}^{(*)+} \pi^-$ , the factorization is an assumption [13, 14]. While it is difficult to check on the extent to which the factorization approximation works for the absolute values of the branching fractions, it is relatively simple to do it when considering the ratios of various modes.  $B$ -factory experiments at BaBar and Belle provided us with many accurate measurements of the non-leptonic  $B$ -decays, of which particularly interesting are the measured  $B^0 \rightarrow D_{(s)}^{(*)+} \pi^-$ , and  $B^0 \rightarrow D_{(s)}^{(*)+} D^-$  modes [15]. For example, in the naive factorization the amplitude for the  $B^0 \rightarrow D^+ \pi^-$  decay writes,

$$A_{\text{fact}} = -\frac{G_F}{\sqrt{2}} V_{ub} V_{cd}^* \left[ c_2(m_b) + \frac{1}{N_c} c_1(m_b) \right] \langle D^+ | \bar{c} \gamma_\mu^L d | 0 \rangle \langle \pi^- | \bar{b} \gamma_\mu^L u | B^0 \rangle, \quad (1.1)$$

where the Wilson coefficients  $c_{1,2}(\mu)$  are known to next-to-leading order (NLO) in QCD perturbation theory.<sup>1</sup> The hadronic matrix elements, instead, are non-perturbative quantities and need to be accurately evaluated on the lattice. The amplitudes for the other modes can be written similarly, and it is easy to see that in the suitable ratios the semileptonic

---

<sup>1</sup>More specifically, from ref. [16], one reads:  $c_1^{\text{NLO}}(m_b) = -0.285(14)$  and  $c_2^{\text{NLO}}(m_b) = 1.132(8)$ .

hadronic matrix element  $|\langle \pi^- | \bar{b} \gamma_L^\mu u | B^0 \rangle|$  cancels out, leaving only the ratios of *vacuum-to-* $D_{(s)}^{(*)}$  meson matrix elements to be computed [13, 14]. This is a favorable situation for the lattice QCD studies that will be explored in this paper. The factorization approximation is shown to work for  $B^0 \rightarrow D_{(s)}^{(*)-} \pi^+$ . We will present the results of our computation of the  $D^*$  and  $D_s^*$  meson decay constants ( $f_{D^*}$  and  $f_{D_s^*}$ ), that can be combined with the pseudoscalar ones ( $f_D$  and  $f_{D_s}$ ) and check the extent to which the factorization approximation provides the adequate description of the ratios of several non-leptonic  $B$  decay modes. From the lattice QCD point of view, particularly appealing is the computation of  $f_{D_s^*}/f_{D_s}$  because both the physical charm and strange quarks are directly accessible in the simulations, and the final physical result requires only a smooth extrapolation in the sea light quark mass and to the continuum limit.

Our computation of  $f_{D^*}$  and  $f_{D_s^*}$  is made on the ensembles of gauge field configurations produced by the European Twisted Mass Collaboration (ETMC) at four different lattice spacings and for several light sea quark masses [17, 18], by using the twisted mass QCD on the lattice (LtmQCD) [19]. In this way the chiral and continuum extrapolations are well under control. The results presented here are unquenched, with  $N_f = 2$  flavors of dynamical mass-degenerate light quarks. We briefly discuss the corresponding pseudoscalar meson decay constants as well that will help us answering to the question about the size of the heavy quark spin symmetry breaking effect in the heavy-light mesons when the heavy quark is charm. In our work this means that we want to measure how far from the static limit we actually are. In the static limit,  $\lim_{m_c \rightarrow \infty} (f_{D^*}/f_D) = 1$ . As we shall see, our results suggest that this ratio is considerably larger than one.

The remainder of this paper is organized as follows. In section 2 we remind the reader of the definition of the pseudoscalar and vector meson decay constants, and discuss the peculiarity of their lattice determination in the framework of LtmQCD. In section 3 we summarize the details of the lattices used in our analysis, present our results as extracted from the correlation functions studied on each of the available data-sets, and after the chiral and continuum extrapolation we present our physical results. Using our results, we then compare the ratios of several non-leptonic decay modes measured experimentally with the results of the factorization approximation. In section 5 we briefly conclude.

## 2 Open charm mesons and their decay constants

The decay constants of charmed pseudo-scalar and vector mesons are defined through the following matrix elements,

$$\begin{aligned} \langle 0 | \bar{c}(0) \gamma_\mu \gamma_5 q(0) | D_q(p) \rangle &= f_{D_q} p_\mu, \\ \langle 0 | \bar{c}(0) \gamma_\mu q(0) | D_q^*(p, \lambda) \rangle &= f_{D_q^*} m_{D_q^*} e_\mu^\lambda, \end{aligned}$$

where the index  $q$  stands for either the strange or the light  $u/d$ -quark. We assume isospin symmetry and do not distinguish between the  $u$ - and  $d$ -quark mass. In the above expressions,  $p$  and  $e_\mu^\lambda$  are the meson momentum and the vector meson polarization, respectively.

Instead of the axial current matrix element, in LtmQCD, it is far more convenient to extract the pseudoscalar meson decay constant from the matrix element of the pseudoscalar

density. At the maximal twist, the renormalization constant of the quark mass and the pseudoscalar densities cancel exactly, and therefore

$$(\mu_q + \mu_c)\langle 0|\bar{c}(0)\gamma_5 q(0)|D_q(p)\rangle = f_{D_q}m_{D_q}^2, \quad (2.1)$$

with  $\mu_q$  and  $\mu_c$  being the light and charm bare quark masses respectively. The results of the computations of  $f_{D_q}$  in LtmQCD at the maximal twist were first reported in ref. [20]. They were later corroborated in ref. [21], i.e. after including the results of simulations made at finer lattice spacing, corresponding to  $\beta = 4.2$ . In this paper we will focus onto the vector meson decay constants,  $f_{D_q^*}$ , the results of which we present together with the pseudoscalar ones, as to better emphasize the fact that the charm is indeed far from the static heavy quark limit. In contrast to the pseudoscalar case, the vector meson decay constant cannot be extracted without explicitly accounting for a renormalization factor [19]. The relevant constant for the physical vector current in LtmQCD is  $Z_A(g_0^2)$ , and its value for all our lattices has been computed non-perturbatively in ref. [22].

The access to the vector meson mass ( $m_{D_q^*}$ ) and its decay constant ( $f_{D_q^*}$ ) on the lattice is made through the study of the large time separation in the two-point correlation function involving the vector current,  $V_i = Z_A(g_0^2)\bar{c}\gamma_i q$ , namely

$$C_{VV}(t) = \langle \sum_{\vec{x}} V_i(\vec{x}; t) V_i^\dagger(0; 0) \rangle = -\text{Tr} \left[ S_c(0, 0; \vec{x}, t) \gamma_i S_q(\vec{x}, t; \vec{0}, 0) \gamma_i \right] \\ \xrightarrow{t \gg 0} \frac{\cosh[m_{D_q^*}(T/2 - t)]}{m_{D_q^*}} \left| \langle 0|V_i(0)|D_q^*(\vec{0}, \lambda)\rangle \right|^2 e^{-m_{D_q^*}T/2}. \quad (2.2)$$

In the above expression  $S_{q(c)}(x; 0)$  stands for the light (charm) quark propagator. Recently, the authors of ref. [23] noted that the use of stochastic source propagators in the computation of vector meson properties is not as advantageous as it is with the pseudoscalar mesons. That was in fact already observed in refs. [24, 25], but in ref. [23] the authors show that the extraction of the light vector meson properties from the lattice can be improved if several stochastic sources in the propagator inversion are used.

### 3 Lattice details and results

This section contains the main details of our computation, including the discussion of the extrapolation procedure that leads to the phenomenologically relevant results.

#### 3.1 Lattices and correlation functions

Details about the sets of gauge field configurations with  $N_f = 2$  dynamical quarks that are used in this work are summarized in table 1.

Like in the case of the light-light vector currents, in the corresponding heavy-light correlation functions we observe that the point source propagators lead to the equally good results for the decay constants and hadron masses as those obtained by using the stochastic source propagators. We did not attempt using more stochastic sources. We merely note that the quality of the signal for the two-point correlation functions obtained by two kinds

$\beta$	3.8	3.9	3.9	4.05	4.2	4.2
$L^3 \times T$	$24^3 \times 48$	$24^3 \times 48$	$32^3 \times 64$	$32^3 \times 64$	$32^3 \times 64$	$48^3 \times 96$
# meas.	240	240*	240	240	240	96
$\mu_{\text{sea1}}$	0.0080	0.0040	0.0030	0.0030	0.0065	0.0020
$\mu_{\text{sea2}}$	0.0110	0.0064	0.0040	0.0060		
$\mu_{\text{sea3}}$		0.0085		0.0080		
$\mu_{\text{sea4}}$		0.0100				
$a$ [fm]	0.098(3)	0.085(3)	0.085(3)	0.067(2)	0.054(1)	0.054(1)
$Z_A(g_0^2)$ [22, 26]	0.746(11)	0.746(6)	0.746(6)	0.772(6)	0.780(6)	0.780(6)
$\mu_s$	0.0194(12)	0.0177(11)	0.0177(11)	0.0154(10)	0.0129(10)	0.0129(10)
$\mu_c$	0.2331(82)	0.2150(75)	0.2150(75)	0.1849(65)	0.1566(55)	0.1566(55)

**Table 1.** Summary of the details about the lattice ensembles used in this work. The asterisk in the number of gauge field configurations used from the simulations at  $\beta = 3.9$  is there to indicate that the data-set with  $\mu_{\text{sea1}} = 0.0040$  contains 480 configurations, while the sets with other values of  $\mu_{\text{sea}}$  contain 240. Data obtained at different  $\beta$ 's are rescaled by using the Sommer parameter  $r_0/a$ , and the overall lattice spacing is fixed by matching  $f_\pi$  obtained on the lattice with its physical value, leading to  $r_0 = 0.440(12)$  fm (c.f. ref. [26]). Strange and charm bare quark masses,  $\mu_s$  and  $\mu_c$  respectively, are obtained as discussed in ref. [26]. All quark masses are given in lattice units.

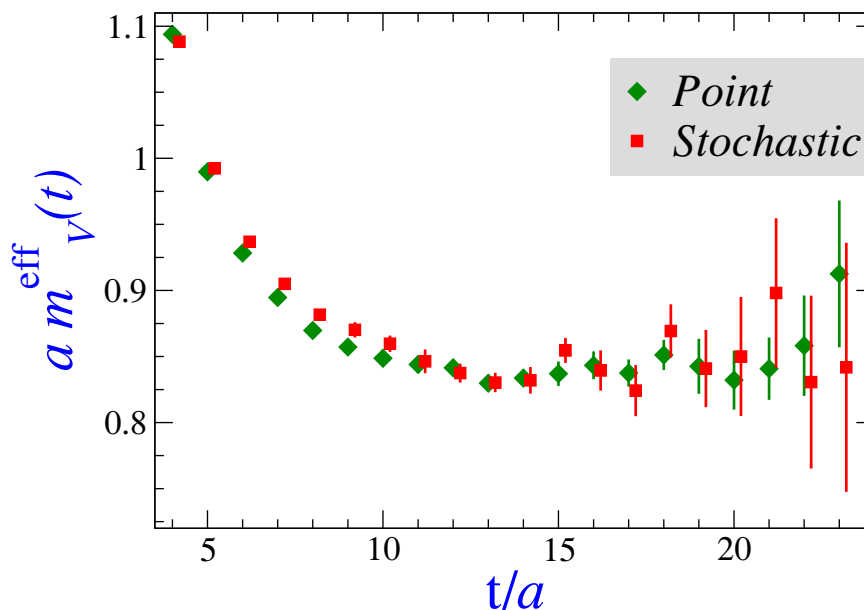
of propagators is the same and the effective mass plateaus remain indistinguishable, c.f. figure 1.<sup>2</sup> The effective mass is the solution of,

$$\frac{\cosh \left[ m_V^{\text{eff}}(t) \left( \frac{T}{2} - t \right) \right]}{\cosh \left[ m_V^{\text{eff}}(t) \left( \frac{T}{2} - t - 1 \right) \right]} = \frac{C_{VV}(t)}{C_{VV}(t+1)}. \quad (3.1)$$

In the following the results we present are obtained by using the stochastic propagators [17, 18].

Another worry when dealing with heavy quarks on the lattice is to make sure that the lowest lying state has been well isolated at moderately large time separations between the interpolating operators. In refs. [20, 21] the values for  $m_{D_q}$  and  $f_{D_q}$  were obtained from the correlation functions with the local sources. We checked that by using Gaussian smearing (see e.g. ref. [27]) the plateaus indeed become larger but the error bars on the resulting decay constants remain the same. Furthermore the central values for the pseudoscalar masses and decay constants remain unchanged (within the statistical accuracy). A similar situation holds true in the case of vector mesons, i.e. the effective mass indeed exhibits plateau ‘earlier’ when the smeared source operators are used. At moderately large time separations, where the extraction of the masses and decay constants is made, the effective masses obtained from correlation functions with local and with smeared interpolating operators

<sup>2</sup>The behavior of  $m_V^{\text{eff}}(t)$  obtained with the point source propagators is less stable even if the error bars are smaller, while the time dependence of the effective mass is more stable from the correlation functions with stochastic propagators but with slightly larger errors. As a result the vector meson masses from the correlators with either kind of propagators are indistinguishable.

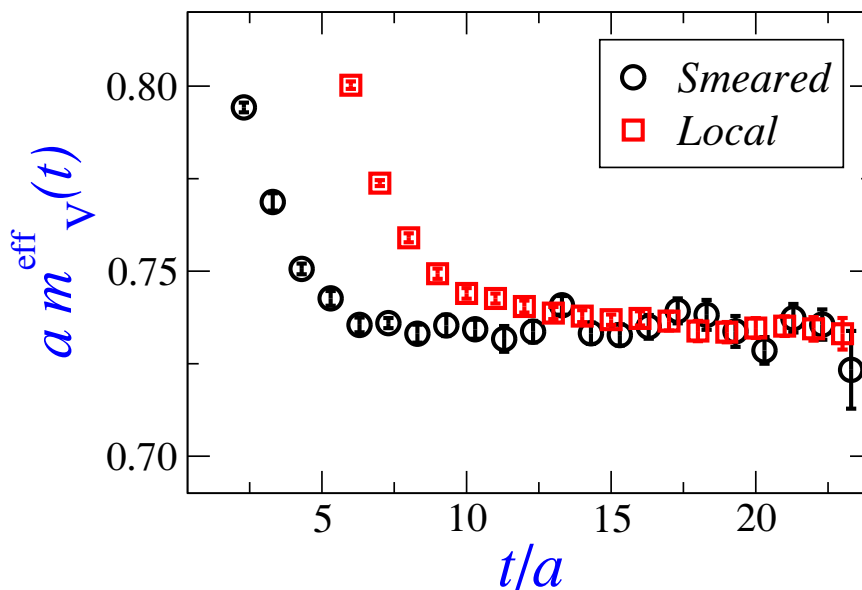


**Figure 1.** Comparison of the effective masses of the heavy-light vector mesons obtained from the correlation function (2.2) computed by combining either point source propagators or stochastic source propagators. Illustration is provided for the data sets obtained at  $\beta = 3.9$  and with  $\mu_{\text{sea}} = 0.0064$ .

coincide. This point is illustrated in figure 2. In what follows we will quote as our main results those obtained by using local operators with stochastic sources. We checked that our final results remain unaltered when the smeared correlation functions are combined with the local ones.

### 3.2 $f_{D_s^*}$ and $f_{D_s^*}/f_{D_s}$

With the above comments in mind, we now present our results for the charm-strange pseudoscalar and vector mesons. Since the ensembles of gauge field configurations used in this work are obtained with  $N_f = 2$  light quarks, the results presented in this subsection are only partially unquenched. The strange valence or charmed quarks are directly accessible from our lattices but they do not have their “sea”-quark counterparts. Only the light sea quarks (denoted in what follows as  $m_q$ ) have been included in the QCD vacuum fluctuations. The argument that the strange quark mass is too heavy to significantly contribute to the QCD vacuum fluctuations seems to be confirmed by the fact that the  $f_{D_s}$  decay constants obtained from the simulations with  $N_f = 2$  [21, 28, 29] and  $N_f = 2+1$  [30–32] are essentially equal. Of course such a comparison is obscured by the fact that different lattice QCD actions have been used in obtaining the respective results. As far as the charm quark is concerned, none of the currently available lattice results on charm physics include the charm quark in the sea. That is likely to change in the near future as the ETMC and MILC are continuously producing the gauge field configurations with  $N_f = 2 + 1 + 1$  dynamical quark flavors, i.e. with both the strange and charm quarks in the sea [33–36].

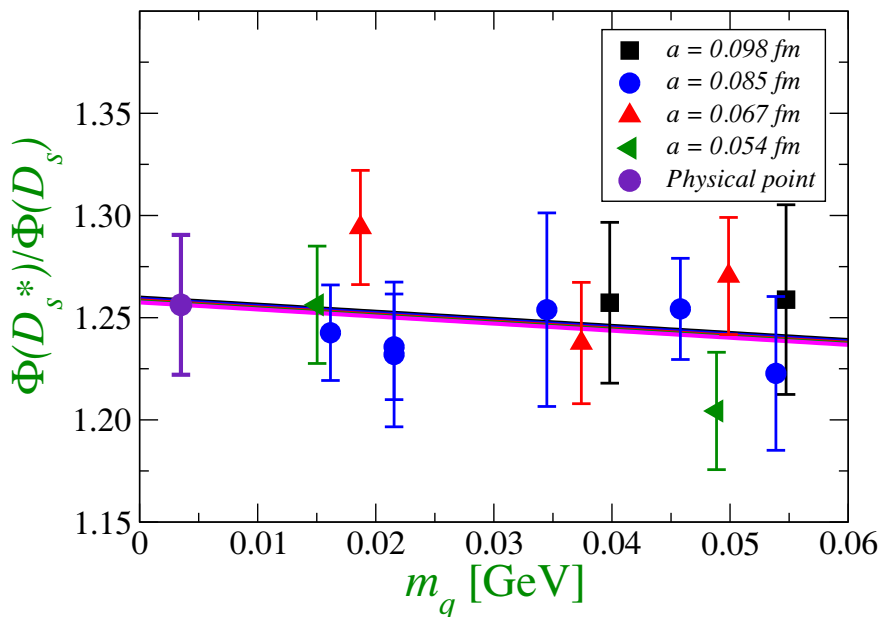


**Figure 2.** Effective mass of the heavy-light vector meson, extracted from the two-point correlation function (2.2) obtained with either the local vector currents or by implementing Gaussian smearing. At larger time separations we see that the two results are totally compatible. Illustration is provided on the data at  $\beta = 3.9$  and  $\mu_{\text{sea}} = 0.0100$ .

$\beta$	$L$	$\mu_{\text{sea}}$	$m_{D_s}$	$m_{D_s^*}$	$f_{D_s}$	$f_{D_s^*}$
3.80	24	$\mu_{\text{sea}1}$	1.773(54)	2.008(59)	0.280(8)	0.352(15)
		$\mu_{\text{sea}2}$	1.771(54)	2.005(58)	0.279(9)	0.351(15)
3.90	24	$\mu_{\text{sea}1}$	1.806(44)	2.023(46)	0.265(7)	0.326(10)
		$\mu_{\text{sea}2}$	1.807(44)	2.029(49)	0.268(7)	0.336(15)
		$\mu_{\text{sea}3}$	1.798(44)	2.020(49)	0.263(6)	0.330(10)
		$\mu_{\text{sea}4}$	1.810(44)	2.029(49)	0.272(7)	0.333(15)
3.90	32	$\mu_{\text{sea}1}$	1.803(44)	2.022(48)	0.266(6)	0.331(10)
		$\mu_{\text{sea}2}$	1.803(44)	2.019(49)	0.267(6)	0.330(10)
4.05	32	$\mu_{\text{sea}1}$	1.877(27)	2.099(31)	0.264(5)	0.341(9)
		$\mu_{\text{sea}2}$	1.878(27)	2.079(32)	0.267(5)	0.331(9)
		$\mu_{\text{sea}3}$	1.880(27)	2.102(30)	0.267(6)	0.339(9)
4.20	32	$\mu_{\text{sea}1}$	1.909(38)	2.104(39)	0.266(5)	0.320(10)
4.20	48	$\mu_{\text{sea}1}$	1.888(39)	2.096(38)	0.251(5)	0.316(8)

**Table 2.** Charmed meson decay constants and hadron masses with the light quark fixed to the strange quark mass [26]. All results are given in GeV.

In table 2 we give the values for the masses and decay constants as obtained in each of the ensembles of gauge field configurations described in table 1. We should stress that the charm and strange quark mass were obtained from completely separated studies [26],



**Figure 3.** Dependence of the ratio of  $\Phi(D_s^*)/\Phi(D_s)$  on the sea quark mass, where  $m_q \equiv m_q^{\overline{\text{MS}}}(2 \text{ GeV})$ . The lattice discretization errors appear to be negligible.

and that the values of vector meson masses and decay constants are the net prediction of lattice QCD. For the reader’s convenience we converted our results from lattice units to the physical ones by using the lattice spacing values given in table 1. From table 2 we also see that the errors on the vector meson decay constants are twice larger than for the pseudoscalar ones. Finally, to get to the physical result we need to extrapolate in the sea quark from the masses used in the simulations down to the physical  $u/d$ -quark mass in the continuum limit. To do so we combine all results obtained with the valence physical charm and strange quarks, and fit our data to

$$\Phi(D_s^*)^{\text{latt.}} = (f_{D_s^*} \sqrt{m_{D_s^*}})^{\text{phys.}} [1 + A_s m_q^{\text{sea}} + B_s a^2] , \quad (3.2)$$

where on the left hand side we combine the masses and decay constants into the quantity  $\Phi(D_s^*) = f_{D_s^*} \sqrt{m_{D_s^*}}$ .  $A_s$  and  $B_s$  are the fit parameters. One can use the same formula to extrapolate the decay constant alone. An expression similar to eq. (3.2) is also used for the pseudoscalar decay constant, and so one can estimate the size of the heavy quark spin symmetry breaking effects in the decay constants through the ratio  $\Phi(D_s^*)/\Phi(D_s)$ . Clearly, from our data, shown in figure 3, we do not see any sea quark mass dependence. Furthermore the  $\mathcal{O}(a^2)$  effects are very small, and we finally obtain

$$f_{D_s^*} = 311 \pm 9 \text{ MeV} , \quad \frac{f_{D_s^*}}{f_{D_s}} = 1.26 \pm 0.03 . \quad (3.3)$$

Our result in eq. (3.3) shows that the heavy quark spin symmetry breaking effects are larger than 20% for the case in which the heavy quark is charm. This simply means that for the decay constants the charm physics is far away from the static limit in which



$\beta$	$L$	$\mu_{\text{sea}}$	$m_{D_q}$	$m_{D_q^*}$	$f_{D_q}$	$f_{D_q^*}$
3.80	24	$\mu_{\text{sea1}}$	1.722(52)	1.946(58)	0.264(9)	0.321(19)
		$\mu_{\text{sea2}}$	1.735(52)	1.967(57)	0.267(9)	0.338(19)
3.90	24	$\mu_{\text{sea1}}$	1.741(44)	1.969(48)	0.244(8)	0.311(21)
		$\mu_{\text{sea2}}$	1.751(43)	1.970(51)	0.251(7)	0.313(21)
		$\mu_{\text{sea3}}$	1.748(43)	1.967(49)	0.248(6)	0.311(11)
		$\mu_{\text{sea4}}$	1.774(42)	1.992(51)	0.262(7)	0.317(21)
3.90	32	$\mu_{\text{sea1}}$	1.733(43)	1.958(51)	0.244(7)	0.312(20)
		$\mu_{\text{sea2}}$	1.732(42)	1.935(48)	0.244(7)	0.298(11)
4.05	32	$\mu_{\text{sea1}}$	1.808(27)	2.024(31)	0.241(7)	0.312(12)
		$\mu_{\text{sea2}}$	1.823(27)	2.026(33)	0.250(6)	0.313(11)
		$\mu_{\text{sea3}}$	1.840(27)	2.067(30)	0.256(8)	0.328(10)
4.20	32	$\mu_{\text{sea1}}$	1.866(35)	2.064(38)	0.252(6)	0.306(12)
4.20	48	$\mu_{\text{sea1}}$	1.806(37)	2.032(42)	0.224(7)	0.290(15)

**Table 3.** Charmed non-strange meson masses and decay constants for various light quark masses. All results are obtained with the light valence quarks mass degenerate with the sea quark mass. Like in table 2, all numbers are given in physical units [GeV].

$\lim_{m_c \rightarrow \infty} (f_{D_s^*}/f_{D_s}) = 1$ , and that power corrections, proportional to  $1/m_c^n$ , are important. To better appreciate this fact we remind the reader that  $f_{\rho^+}/f_{\pi^+} \simeq 1.58$ , and  $f_{K^{*+}}/f_{K^+} \simeq 1.36$  (see for example [15, 37]). Note also that both  $f_{D_s^*}$  and  $f_{D_s^*}/f_{D_s}$  are somewhat larger than the results obtained in the quenched approximation [38, 39]. We should also add that from a similar chiral and continuum extrapolation of the meson mass we obtain  $m_{D_s^*} = 2141(22)$  MeV, compatible with the experimentally established  $m_{D_s^*}^{\text{PDG}} = 2112$  MeV [15].

### 3.3 $f_{D^*}$ , $f_{D^*}/f_D$ , $f_{D_s^*}/f_{D^*}$ , and other ratios

Next we present our results for masses and decay constants of charmed mesons containing a light (up or down) quark. We treat the light quark mass as fully unquenched, i.e. we keep the light valence and sea quarks degenerate in mass. As before, and for the readers' convenience, we list all our results in physical units and together with the corresponding masses and decay constants of the pseudoscalar mesons. As in the previous subsection, we proceed by combining all our data to make the combined chiral and continuum extrapolation via the expression,

$$\Phi(D_q^*)^{\text{latt.}} = (f_{D^*} \sqrt{m_{D^*}})^{\text{phys}} \left[ 1 - \frac{3}{4} \frac{1 + 3g^2}{(4\pi f_\pi)^2} m_\pi^2 \log m_\pi^2 + A_{u,d} m_\pi^2 + B_{u,d} a^2 \right], \quad (3.4)$$

where again we considered the quantity  $f_{D_q^*} \sqrt{m_{D_q^*}} = \Phi(D_q^*)$  for which the above formula, derived in heavy meson chiral perturbation theory (HMChPT), can be used to guide the

chiral extrapolation [40–45]. Since this step turns out to be the dominant source of systematic uncertainties, we should spend a few more lines to discuss it. Despite the fact that the window of light quark masses used in our data stretches down to about 1/7 of the strange quark mass, the fact that the chiral logarithmic correction to this quantity is large introduces an important uncertainty in the result of the extrapolation. First of all, when applying the above expression to the data obtained with the charmed heavy quark, it is not clear what value for the coupling of the heavy-light mesons to a soft pion,  $g$ , to use. While its value in the static heavy quark limit ( $m_c \rightarrow \infty$ ) has been computed on the lattice and was shown to be  $g \simeq 0.4 \div 0.5$  [46–49], its value computed with the propagating charm quark was found to be  $g \simeq 0.7$  [50]. Since the chiral corrections were computed in the static heavy quark limit one is tempted to use the value for  $g$  obtained in the static limit as well. However, knowing that the  $1/m_c^n$ -corrections are sizable, the validity of HMChPT in the charm sector is dubious and one should try other possibilities, including the larger  $g \simeq 0.7$ , or even the simple linear chiral extrapolation. Another aspect, that should not be ignored, is the fact that the HMChPT formulas were obtained by taking into account the lowest doublet of heavy-light mesons only. As we know, however, the first orbital excitations (scalar and axial mesons) turned out to be very close to the lowest lying states (pseudoscalar and vector mesons), and their inclusion might modify the chiral extrapolations as well [51, 52]. To make a fair assessment of the chiral uncertainties, each of our central values will correspond to the result obtained by using the expression (3.4) with  $g = 0.45$ , and the difference between that and: (a) the result obtained by using  $g = 0.7$  in eq. (3.4), (b) the result obtained through the linear chiral extrapolation, will be added separately as an uncertainty to our result. To give the reader a good feeling about the smoothness of the chiral and continuum extrapolations, here are the numbers obtained from the fit to our data,

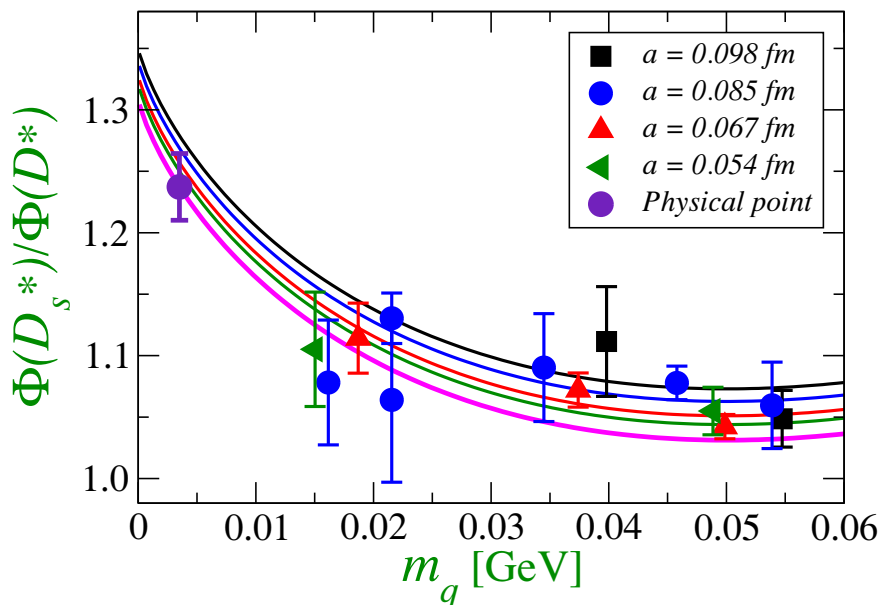
$$\Phi(D_q^*) : f_{D^*} \sqrt{m_{D^*}} = 382(2) \text{ MeV}^{3/2}, A_{u,d} = 0.0(3) \text{ GeV}^{-2}, B_{u,d} = 0.0(3) \text{ fm}^{-2}, \quad (3.5)$$

which resemble very much the shape of the combined chiral and continuum extrapolations in the case of pseudoscalar mesons, namely,

$$\Phi(D_q) : f_D \sqrt{m_D} = 276(8) \text{ MeV}^{3/2}, A'_{u,d} = 0.0(2) \text{ GeV}^{-2}, B'_{u,d} = 0.0(2) \text{ fm}^{-2}. \quad (3.6)$$

It goes without saying that the chiral logarithmic correction derived in HMChPT in the static limit is the same for both the pseudoscalar and vector mesons.

What might look striking from the above numbers is the fact that the discretization errors are essentially absent. This is actually a fortunate artifact of the quantities  $\Phi(D_q^*)$  and  $\Phi(D_q)$ . The results listed in table 3 obviously show the non-negligible  $a^2$ -effects. The decay constant exhibits a positive slope in  $a^2$  and the continuum value for  $f_{D^{(*)}}$  is smaller than those obtained at fixed value of the lattice spacing. More pronounced slope in  $a^2$  shows up in the results for the heavy-light meson masses, but of the sign opposite to that in the decay constants. Those two effects cancel against each other to a large extent, which is why  $\Phi(D^{(*)}) = f_{D^{(*)}} \sqrt{m_{D^{(*)}}}$  is manifestly insensitive to discretization effects (the parameter  $B_{u,d}^{(\prime)}$  obtained from our fit is consistent with zero.)



**Figure 4.** SU(3) breaking ratio for the charmed vector meson decay constants. Dashed curves correspond to the chiral extrapolation using eq. (3.4) for each lattice spacing and their spread indicates the size of discretization effects. The full thick curve is the result of chiral extrapolation in the continuum limit.

Our final results are:

$$f_{D^*} = 275 \pm 13_{-07}^{+12} \text{ MeV}, \quad \frac{f_{D^*}}{f_D} = 1.28 \pm 0.06, \quad (3.7)$$

where the second error corresponds to the uncertainty arising from the chiral extrapolation: the upper error is the difference with the central value of the linear extrapolation, and the lower is the difference with result obtained by using  $g = 0.7$  instead of  $g = 0.45$  in eq. (3.4). As for the  $D^*$  meson mass, we obtain  $m_{D^*} = 2041(22) \text{ MeV}$ , that is again somewhat larger than the measured  $m_{D^*}^{\text{PDG}} = 2010 \text{ MeV}$ . We should mention that the previous studies with tmQCD on the lattice observed that the light vector meson masses are larger than the physical ones [24, 25]. Although to a much lesser extent, this feature seems to persist with the heavy-light mesons too.<sup>3</sup>

Other interesting and phenomenologically useful ratios are:

$$\begin{aligned} \frac{f_{D_s^*}}{f_{D^*}} &= 1.17 \pm 0.02_{-07}^{+05}, & \frac{f_{D_s}}{f_D} &= 1.19 \pm 0.01_{-07}^{+05}, \\ \frac{f_{D_s}}{f_{D^*}} &= 0.90 \pm 0.02_{-04}^{+02}, & \frac{f_{D_s^*}}{f_D} &= 1.48 \pm 0.05_{-08}^{+05}. \end{aligned} \quad (3.8)$$

<sup>3</sup>For example in ref. [24] the authors quote  $m_{K^*} = 0.981(33) \text{ GeV}$ , the central value of which is about 10% larger than  $m_{K^*}^{\text{PDG}} = 0.892 \text{ GeV}$ . In our case, the central value for our  $m_{D^*}$  is 2% larger than the experimentally measured mass. This result is obtained by using the smeared source operators. The non-smeared (local) sources give a value compatible with the smeared one, within the error bars. Its central value is however a tad larger and is 3.5% higher than the experimentally established  $D^*$ -meson mass.

Note, in particular, that our results are consistent with the recently claimed inequality  $f_{D_s^*}/f_{D^*} < f_{D_s}/f_D$  deduced from HMChPT, after including the power corrections and assuming the validity of SU(3) chiral perturbation theory for the light quarks [53].

#### 4 Verifying the factorization approximation

With the information on the charmed meson decay constants in hands, we can now illustrate on the specific examples how one can check the validity of the factorization approximation in several particular non-leptonic  $B$ -decays mentioned in introduction of the present paper. To begin with, we remind the reader that the following modes have been measured [15]:

$$\begin{aligned}
 B(B^0 \rightarrow D^+ \pi^-) &= (4.6 \pm 0.4) \times 10^{-5}, & B(B^0 \rightarrow D^+ D^-) &= (2.11 \pm 0.31) \times 10^{-4}, \\
 B(B^0 \rightarrow D^{*+} \pi^-) &= \text{N.A.}, & B(B^0 \rightarrow D^{*+} D^-) &= (6.1 \pm 1.5) \times 10^{-4}, \\
 B(B^0 \rightarrow D_s^+ \pi^-) &= (2.16 \pm 0.26) \times 10^{-5}, & B(B^0 \rightarrow D_s^+ D^-) &= (7.2 \pm 0.8) \times 10^{-3}, \\
 B(B^0 \rightarrow D_s^{*+} \pi^-) &= (2.1 \pm 0.4) \times 10^{-5}, & B(B^0 \rightarrow D_s^{*+} D^-) &= (7.4 \pm 1.6) \times 10^{-3}.
 \end{aligned} \tag{4.1}$$

We consider the following four ratios:

$$\begin{aligned}
 R_1 &= \frac{B(B^0 \rightarrow D_s^+ \pi^-)}{B(B^0 \rightarrow D^+ \pi^-)} = \left( \frac{V_{cs}}{V_{cd}} \right)^2 \left[ \frac{\lambda(m_B, m_{D_s}, m_\pi)}{\lambda(m_B, m_D, m_\pi)} \right]^{1/2} \left[ \frac{F_0^{B \rightarrow \pi}(m_{D_s}^2)}{F_0^{B \rightarrow \pi}(m_D^2)} \right]^2 \left( \frac{f_{D_s}}{f_D} \right)^2, \\
 R_2 &= \frac{B(B^0 \rightarrow D_s^+ D^-)}{B(B^0 \rightarrow D^+ D^-)} = \left( \frac{V_{cs}}{V_{cd}} \right)^2 \left[ \frac{\lambda(m_B, m_{D_s}, m_D)}{\lambda(m_B, m_D, m_D)} \right]^{1/2} \left[ \frac{F_0^{B \rightarrow D}(m_{D_s}^2)}{F_0^{B \rightarrow D}(m_D^2)} \right]^2 \left( \frac{f_{D_s}}{f_D} \right)^2, \\
 R_3 &= \frac{B(B^0 \rightarrow D_s^{*+} \pi^-)}{B(B^0 \rightarrow D^{*+} \pi^-)} = \left( \frac{V_{cs}}{V_{cd}} \right)^2 \left[ \frac{\lambda(m_B, m_{D_s^*}, m_\pi)}{\lambda(m_B, m_{D^*}, m_\pi)} \right]^{3/2} \left[ \frac{F_+^{B \rightarrow \pi}(m_{D_s^*}^2)}{F_+^{B \rightarrow \pi}(m_{D^*}^2)} \right]^2 \left( \frac{f_{D_s^*}}{f_{D^*}} \right)^2, \\
 R_4 &= \frac{B(B^0 \rightarrow D_s^{*+} D^-)}{B(B^0 \rightarrow D^{*+} D^-)} = \left( \frac{V_{cs}}{V_{cd}} \right)^2 \left[ \frac{\lambda(m_B, m_{D_s^*}, m_D)}{\lambda(m_B, m_{D^*}, m_D)} \right]^{3/2} \left[ \frac{F_+^{B \rightarrow D}(m_{D_s^*}^2)}{F_+^{B \rightarrow D}(m_{D^*}^2)} \right]^2 \left( \frac{f_{D_s^*}}{f_{D^*}} \right)^2,
 \end{aligned} \tag{4.2}$$

where on the right hand side we explicitly write the expressions obtained in the factorization approximation, with the usual  $\lambda(a, b, c) = [a^2 - (b - c)^2][a^2 - (b + c)^2]$ . Ratios of the semileptonic form factors on the right hand side can be taken to be one to excellent accuracy, so that by using our results from eq. (3.3), together with  $V_{cs}/V_{cd} = 1/\tan \theta_C = 4.32$ , we obtain:

$$\begin{aligned}
 R_1^{(\text{fact.})} &= 26.0 \pm 0.4 \pm 2.6, & \text{vs.} & R_1^{(\text{exp.})} = 0.47 \pm 0.07, \\
 R_2^{(\text{fact.})} &= 25.7 \pm 0.4 \pm 2.6, & \text{vs.} & R_2^{(\text{exp.})} = 34.1 \pm 6.3, \\
 R_3^{(\text{fact.})} &= 23.8 \pm 0.8 \pm 2.5, & \text{vs.} & R_3^{(\text{exp.})} = \text{N.A.}, \\
 R_4^{(\text{fact.})} &= 22.7 \pm 0.8 \pm 2.4, & \text{vs.} & R_4^{(\text{exp.})} = 12.1 \pm 4.0.
 \end{aligned} \tag{4.3}$$

The first ratio shows a very large disagreement between the factorization approximation and experiment, and it is mainly due to  $B^0 \rightarrow D^+ \pi^-$  for which the experimental branching

fraction is by almost two orders of magnitude larger than the one obtained in the factorization approximation. To understand the origin of this discrepancy we looked in the original paper by the Belle Collaboration [54], and realized that the value for  $B(B^0 \rightarrow D^+\pi^-)$  quoted by PDG, and given in eq. (4.1) above, is not actually measured but deduced from the measurement of  $B(B^0 \rightarrow D_s^+\pi^-)$ , and by imposing the validity of factorization, similar to our ratio  $R_1$  above. Furthermore, PDG erroneously identified the measured value of  $R_{D\pi} = 1.71(11)(9)(2)\%$  [54], with  $R_{D\pi} = B(B^0 \rightarrow D^+\pi^-)/B(B^0 \rightarrow D^-\pi^+)$ , while in fact the definition given in ref. [54], after assuming the factorization, reads  $R_{D\pi} = \sqrt{B(B^0 \rightarrow D^+\pi^-)/B(B^0 \rightarrow D^-\pi^+)}$ . We corrected that error, and by using  $B(B^0 \rightarrow D^-\pi^+) = (2.68 \pm 0.13) \times 10^{-3}$  [15], we obtain

$$B(B^0 \rightarrow D^+\pi^-)^{\text{PDG}} = (7.8 \pm 1.4) \times 10^{-7}. \tag{4.4}$$

Since the value of  $B(B^0 \rightarrow D^+\pi^-)$  is not measured independently but extracted by imposing the factorization approximation, the comparison of our  $R_1^{\text{(fact.)}}$  with corrected  $R_1^{\text{(exp.)}}$  would not provide us with any useful information. Instead, we can follow the same recipe as PDG, and use our value for  $R_1^{\text{(fact.)}}$  from eq. (4.3), to arrive at

$$B(B^0 \rightarrow D^+\pi^-) = (8.3 \pm 1.0 \pm 0.8) \times 10^{-7}, \tag{4.5}$$

where the first error is the experimental uncertainty coming from  $B(B^0 \rightarrow D_s^+\pi^-)$ , and the second is our theoretical uncertainty within the factorization approximation. The reason why the results in eqs. (4.4) and (4.5) differ is the fact that in ref. [54] the value of SU(3) breaking ratio  $f_{D_s}/f_D = 1.164(11)$  has been used, while our value is  $f_{D_s}/f_D = 1.18(1)(6)$ . Furthermore, in converting our  $R_1^{\text{(fact.)}}$  to the result (4.5) we used  $B(B^0 \rightarrow D_s^+\pi^-)$  from ref. [15], which is the average of the results obtained by Belle [54] and BaBar [55].

Similarly, our result for the ratio  $R_3^{\text{(fact.)}}$  can be combined with the measured  $B(B^0 \rightarrow D_s^{*+}\pi^-)$  to deduce,

$$B(B^0 \rightarrow D_s^{*+}\pi^-) = (8.8 \pm 1.6 \pm 0.9) \times 10^{-7}, \tag{4.6}$$

where the first error reflects the experimental uncertainty in  $B(B^0 \rightarrow D_s^{*+}\pi^-)$ , and the second is theoretical error within the factorization approximation.

In the case with two charmed mesons in the final state, we see that the factorization approximation works rather well. The difference between  $R_{2,4}^{\text{(fact.)}}$  and  $R_{2,4}^{\text{(exp.)}}$  can be used to constrain the corrections to the factorization coming from either the penguin (Cabibbo suppressed) contributions or the final state interaction [56, 57].

To use other results from eqs. (3.3), (3.8) and check whether or not the factorization approximation in ratios of various decay modes agrees with experiment, one also needs

different form factors, and an extra assumption is needed. For example,

$$\begin{aligned}
 R_5 &= \frac{B(B^0 \rightarrow D_s^{*+} \pi^-)}{B(B^0 \rightarrow D_s^+ \pi^-)} \\
 &\stackrel{\text{fact.}}{=} \frac{[\lambda(m_B, m_{D_s^*}, m_\pi)]^{3/2}}{(m_B^2 - m_\pi^2)^2 [\lambda(m_B, m_{D_s}, m_\pi)]^{1/2}} \left[ \frac{F_+^{B \rightarrow \pi}(m_{D_s^*}^2)}{F_0^{B \rightarrow \pi}(m_{D_s}^2)} \right]^2 \left( \frac{f_{D_s^*}}{f_{D_s}} \right)^2, \\
 &= (1.09 \pm 0.05) \left[ \frac{F_+^{B \rightarrow \pi}(m_{D_s^*}^2)}{F_0^{B \rightarrow \pi}(m_{D_s}^2)} \right]^2, \tag{4.7}
 \end{aligned}$$

where, in the last line, we used our result from eq. (3.3). Knowing that the two semileptonic  $B \rightarrow \pi$  form factors are slowly varying functions at low  $q^2$ 's, and that  $F_+(0) = F_0(0)$ , it is reasonable to assume that  $F_+^{B \rightarrow \pi}(m_{D_s^*}^2) \approx F_0^{B \rightarrow \pi}(m_{D_s}^2)$ , and therefore:

$$R_5^{(\text{fact.})} \simeq 1.09 \pm 0.05, \quad \text{vs.} \quad R_5^{(\text{exp.})} = 1.0 \pm 0.2, \tag{4.8}$$

a comparison that again goes in favor of the validity of factorization.

## 5 Summary

In this paper we discussed the extraction of the charmed vector meson decay constants from the simulations of tmQCD on the lattice with  $N_f = 2$  dynamical light quarks. The results we obtain are presented along with those of the pseudoscalar mesons, clearly showing that the heavy quark spin symmetry breaking effects are large in the case of the heavy charm quark, i.e. that corrections  $\propto 1/m_c^n$  are sizable. The dominant sources of errors are those coming from the chiral extrapolations when the extrapolation in the valence light quark mass was needed (i.e. for  $D$ -mesons). We do not make a ‘guestimate’ of the systematic uncertainty that might arise from the non-included strange and charm quark in the sea. That point will be numerically assessed once the ongoing simulations with  $N_f = 2 + 1 + 1$  dynamical quark flavors are completed. As for the main numerical results presented in this paper, after symmetrizing the error bars, we quote:

$$\begin{aligned}
 f_{D^*} &= 278 \pm 13 \pm 10 \text{ MeV}, & f_{D_s^*} &= 311 \pm 9 \text{ MeV} \\
 \frac{f_{D_s^*}}{f_{D_s}} &= 1.26 \pm 0.03, & \frac{f_{D^*}}{f_D} &= 1.28 \pm 0.06, & \frac{f_{D_s^*}}{f_{D^*}} &= 1.16 \pm 0.02 \pm 0.06. \tag{5.1}
 \end{aligned}$$

In some cases the results obtained in this paper can be used to verify the validity of the factorization approximation in non-leptonic  $B$ -decay modes. We also corrected the error in PDG and instead of the currently reported  $B(B^0 \rightarrow D^+ \pi^-) = (4.6 \pm 0.4) \times 10^{-5}$ , we obtain  $B(B^0 \rightarrow D^+ \pi^-) = (7.8 \pm 1.4) \times 10^{-7}$ , which is in very good agreement with the value we obtain from another ratio [ $R_1$  in eq. (4.2)], namely  $B(B^0 \rightarrow D^+ \pi^-) = (8.3 \pm 1.0 \pm 0.8) \times 10^{-7}$ . Both values are obtained by relying on the validity of the factorization approximation.

## Acknowledgments

We thank M. Ciuchini, A. LeYaouanc and L. Oliver for comments, all the members of the ETM Collaboration for many discussions and for making their gauge field configurations publicly available. V.L., S.S. and C.T. thank MIUR (Italy) for partial financial support under the contracts PRIN08. Partial support by the EU contract HP2-227431 is kindly acknowledged as well.

**Open Access.** This article is distributed under the terms of the Creative Commons Attribution License which permits any use, distribution and reproduction in any medium, provided the original author(s) and source are credited.

## References

- [1] M. Ciuchini, R. Contino, E. Franco, G. Martinelli and L. Silvestrini, *Charming penguin enhanced B decays*, *Nucl. Phys. B* **512** (1998) 3 [Erratum *ibid.* **B 531** (1998) 656-660] [[hep-ph/9708222](#)] [[INSPIRE](#)].
- [2] A. Ali, G. Kramer and C.-D. Lu, *Experimental tests of factorization in charmless nonleptonic two-body B decays*, *Phys. Rev. D* **58** (1998) 094009 [[hep-ph/9804363](#)] [[INSPIRE](#)].
- [3] A. Ali et al., *Charmless non-leptonic B<sub>s</sub> decays to PP, PV and VV final states in the pQCD approach*, *Phys. Rev. D* **76** (2007) 074018 [[hep-ph/0703162](#)] [[INSPIRE](#)].
- [4] A. Datta and D. London, *Extracting gamma from B<sub>d</sub><sup>0</sup>(t) → D(\*)<sup>+</sup>D(\*)<sup>-</sup> and B<sub>d</sub><sup>0</sup> → D(\*)<sub>s</sub><sup>+</sup>D(\*)<sup>-</sup> decays*, *Phys. Lett. B* **584** (2004) 81 [[hep-ph/0310252](#)] [[INSPIRE](#)].
- [5] C. Kim, Y. Kwon, J. Lee and W. Namgung, *Measurement of |V<sub>ub</sub>/V<sub>cb</sub>| (and |V<sub>ub</sub>|) in exclusive nonleptonic decays within the generalized factorization scheme*, *Phys. Rev. D* **63** (2001) 094506 [[hep-ph/0010157](#)] [[INSPIRE](#)].
- [6] M. Luszczak and A. Szczurek, *Exclusive D $\bar{D}$  meson pair production in peripheral ultrarelativistic heavy ion collisions*, *Phys. Lett. B* **700** (2011) 116 [[arXiv:1103.4268](#)] [[INSPIRE](#)].
- [7] D. Becirevic, B. Haas and E. Kou, *Soft photon problem in leptonic B-decays*, *Phys. Lett. B* **681** (2009) 257 [[arXiv:0907.1845](#)] [[INSPIRE](#)].
- [8] G.-L. Wang, *Decay constants of heavy vector mesons in relativistic Bethe-Salpeter method*, *Phys. Lett. B* **633** (2006) 492 [[math-ph/0512009](#)] [[INSPIRE](#)].
- [9] M. Neubert and B. Stech, *Nonleptonic weak decays of B mesons*, *Adv. Ser. Direct. High Energy Phys.* **15** (1998) 294 [[hep-ph/9705292](#)] [[INSPIRE](#)].
- [10] M. Beneke, G. Buchalla, M. Neubert and C.T. Sachrajda, *QCD factorization for exclusive, nonleptonic B meson decays: general arguments and the case of heavy light final states*, *Nucl. Phys. B* **591** (2000) 313 [[hep-ph/0006124](#)] [[INSPIRE](#)].
- [11] M. Beneke, G. Buchalla, M. Neubert and C.T. Sachrajda, *QCD factorization for B → ππ decays: strong phases and CP-violation in the heavy quark limit*, *Phys. Rev. Lett.* **83** (1999) 1914 [[hep-ph/9905312](#)] [[INSPIRE](#)].
- [12] C.W. Bauer, D. Pirjol and I.W. Stewart, *A proof of factorization for B → Dπ*, *Phys. Rev. Lett.* **87** (2001) 201806 [[hep-ph/0107002](#)] [[INSPIRE](#)].

- [13] H. Zou, R.-H. Li, X.-X. Wang and C.-D. Lu, *The CKM suppressed  $B(B_s) \rightarrow \bar{D}_s P, \bar{D}_s V, \bar{D}(*)_s P, \bar{D}(*)_s V$  decays in perturbative QCD approach*, *J. Phys. G* **37** (2010) 015002 [[arXiv:0908.1856](#)] [[INSPIRE](#)].
- [14] Y.-Y. Keum, T. Kurimoto, H.N. Li, C.-D. Lu and A. Sanda, *Nonfactorizable contributions to  $B \rightarrow D(*)$   $M$  decays*, *Phys. Rev. D* **69** (2004) 094018 [[hep-ph/0305335](#)] [[INSPIRE](#)].
- [15] PARTICLE DATA GROUP collaboration, K. Nakamura et al., *Review of particle physics*, *J. Phys. G* **37** (2010) 075021 [[INSPIRE](#)].
- [16] G. Buchalla, A.J. Buras and M.E. Lautenbacher, *Weak decays beyond leading logarithms*, *Rev. Mod. Phys.* **68** (1996) 1125 [[hep-ph/9512380](#)] [[INSPIRE](#)].
- [17] ETM collaboration, P. Boucaud et al., *Dynamical twisted mass fermions with light quarks*, *Phys. Lett. B* **650** (2007) 304 [[hep-lat/0701012](#)] [[INSPIRE](#)].
- [18] ETM collaboration, P. Boucaud et al., *Dynamical twisted mass fermions with light quarks: simulation and analysis details*, *Comput. Phys. Commun.* **179** (2008) 695 [[arXiv:0803.0224](#)] [[INSPIRE](#)].
- [19] R. Frezzotti and G. Rossi, *Chirally improving Wilson fermions. 1.  $O(a)$  improvement*, *JHEP* **08** (2004) 007 [[hep-lat/0306014](#)] [[INSPIRE](#)].
- [20] ETM collaboration, B. Blossier et al., *Pseudoscalar decay constants of kaon and  $D$ -mesons from  $N_f = 2$  twisted mass Lattice QCD*, *JHEP* **07** (2009) 043 [[arXiv:0904.0954](#)] [[INSPIRE](#)].
- [21] ETM collaboration, P. Dimopoulos et al., *Lattice QCD determination of  $m_b$ ,  $f_B$  and  $f_{B^*}$  with twisted mass Wilson fermions*, *JHEP* **01** (2012) 046 [[arXiv:1107.1441](#)] [[INSPIRE](#)].
- [22] ETM collaboration, M. Constantinou et al., *Non-perturbative renormalization of quark bilinear operators with  $N_f = 2$  ( $tmQCD$ ) Wilson fermions and the tree-level improved gauge action*, *JHEP* **08** (2010) 068 [[arXiv:1004.1115](#)] [[INSPIRE](#)].
- [23] E. Endress, A. Juttner and H. Wittig, *On the efficiency of stochastic volume sources for the determination of light meson masses*, [arXiv:1111.5988](#) [[INSPIRE](#)].
- [24] P. Dimopoulos, F. Mescia and A. Vladikas,  *$K^*$  vector and tensor couplings from  $N_f = 2$   $tmQCD$* , *Phys. Rev. D* **84** (2011) 014505 [[arXiv:1104.0188](#)] [[INSPIRE](#)].
- [25] ETM collaboration, K. Jansen et al., *Meson masses and decay constants from unquenched lattice QCD*, *Phys. Rev. D* **80** (2009) 054510 [[arXiv:0906.4720](#)] [[INSPIRE](#)].
- [26] ETM collaboration, B. Blossier et al., *Average up/down, strange and charm quark masses with  $N_f = 2$  twisted mass lattice QCD*, *Phys. Rev. D* **82** (2010) 114513 [[arXiv:1010.3659](#)] [[INSPIRE](#)].
- [27] C. Gattringer and C.B. Lang, *Quantum chromodynamics on the lattice*, Lecture Notes in Physics, Springer, U.S.A. (2010).
- [28] CP-PACS collaboration, A. Ali Khan et al., *Decay constants of  $B$  and  $D$  mesons from improved relativistic lattice QCD with two flavors of sea quarks*, *Phys. Rev. D* **64** (2001) 034505 [[hep-lat/0010009](#)] [[INSPIRE](#)].
- [29] MILC collaboration, C. Bernard et al., *Lattice calculation of heavy light decay constants with two flavors of dynamical quarks*, *Phys. Rev. D* **66** (2002) 094501 [[hep-lat/0206016](#)] [[INSPIRE](#)].
- [30] FERMILAB LATTICE AND MILC COLLABORATIONS collaboration, A. Bazavov et al.,  *$B$ - and  $D$ -meson decay constants from three-flavor lattice QCD*, [arXiv:1112.3051](#) [[INSPIRE](#)].



- [31] HPQCD AND UKQCD collaboration, E. Follana, C. Davies, G. Lepage and J. Shigemitsu, *High precision determination of the  $\pi$ ,  $K$ ,  $D$  and  $D(s)$  decay constants from lattice QCD*, *Phys. Rev. Lett.* **100** (2008) 062002 [[arXiv:0706.1726](#)] [[INSPIRE](#)].
- [32] FTPC collaboration Y. Namekawa et al., *Charm quark system on the physical point in  $2+1$  flavor lattice QCD*, [arXiv:1111.0142](#) [[INSPIRE](#)].
- [33] EUROPEAN TWISTED MASS collaboration, R. Baron et al., *Computing  $K$  and  $D$  meson masses with  $N_f = 2 + 1 + 1$  twisted mass lattice QCD*, *Comput. Phys. Commun.* **182** (2011) 299 [[arXiv:1005.2042](#)] [[INSPIRE](#)].
- [34] R. Baron et al., *Light hadrons from lattice QCD with light ( $u, d$ ), strange and charm dynamical quarks*, *JHEP* **06** (2010) 111 [[arXiv:1004.5284](#)] [[INSPIRE](#)].
- [35] F. Farchioni et al., *Pseudoscalar decay constants from  $N_f = 2 + 1 + 1$  twisted mass lattice QCD*, *PoS(LATTICE 2010)128* [[INSPIRE](#)].
- [36] MILC collaboration, A. Bazavov et al., *Scaling studies of QCD with the dynamical HISQ action*, *Phys. Rev. D* **82** (2010) 074501 [[arXiv:1004.0342](#)] [[INSPIRE](#)].
- [37] D. Becirevic, V. Lubicz, F. Mescia and C. Tarantino, *Coupling of the light vector meson to the vector and to the tensor current*, *JHEP* **05** (2003) 007 [[hep-lat/0301020](#)] [[INSPIRE](#)].
- [38] D. Becirevic et al., *Nonperturbatively improved heavy-light mesons: Masses and decay constants*, *Phys. Rev. D* **60** (1999) 074501 [[hep-lat/9811003](#)] [[INSPIRE](#)].
- [39] UKQCD collaboration, K. Bowler et al., *Decay constants of  $B$  and  $D$  mesons from nonperturbatively improved lattice QCD*, *Nucl. Phys. B* **619** (2001) 507 [[hep-lat/0007020](#)] [[INSPIRE](#)].
- [40] R. Casalbuoni et al., *Phenomenology of heavy meson chiral lagrangians*, *Phys. Rept.* **281** (1997) 145 [[hep-ph/9605342](#)] [[INSPIRE](#)].
- [41] G. Burdman and J.F. Donoghue, *Union of chiral and heavy quark symmetries*, *Phys. Lett. B* **280** (1992) 287 [[INSPIRE](#)].
- [42] S.R. Sharpe and Y. Zhang, *Quenched chiral perturbation theory for heavy-light mesons*, *Phys. Rev. D* **53** (1996) 5125 [[hep-lat/9510037](#)] [[INSPIRE](#)].
- [43] J.J. Sanz-Cillero, J.F. Donoghue and A. Ross, *Long distance chiral corrections in  $B$  meson amplitudes*, *Phys. Lett. B* **579** (2004) 86 [[hep-ph/0305181](#)] [[INSPIRE](#)].
- [44] W. Detmold and C. Lin, *Matrix elements of the complete set of  $\Delta B = 2$  and  $\Delta C = 2$  operators in heavy meson chiral perturbation theory*, *Phys. Rev. D* **76** (2007) 014501 [[hep-lat/0612028](#)] [[INSPIRE](#)].
- [45] D. Becirevic, S. Fajfer, S. Prelovsek and J. Zupan, *Chiral corrections and lattice QCD results for  $F(B_s)/f(B_d)$  and  $\Delta(B_s)/\Delta m(B_d)$* , *Phys. Lett. B* **563** (2003) 150 [[hep-ph/0211271](#)] [[INSPIRE](#)].
- [46] D. Becirevic, B. Blossier, E. Chang and B. Haas,  *$g(B^*B\pi)$ -coupling in the static heavy quark limit*, *Phys. Lett. B* **679** (2009) 231 [[arXiv:0905.3355](#)] [[INSPIRE](#)].
- [47] H. Ohki, H. Matsufuru and T. Onogi, *Determination of  $B^*B\pi$  coupling in unquenched QCD*, *Phys. Rev. D* **77** (2008) 094509 [[arXiv:0802.1563](#)] [[INSPIRE](#)].
- [48] W. Detmold, C.-J. Lin and S. Meinel, *Axial couplings and strong decay widths of heavy hadrons*, [arXiv:1109.2480](#) [[INSPIRE](#)].

- [49] ALPHA collaboration, J. Bulava, M. Donnellan and R. Sommer, *The  $B^*B\pi$  coupling in the static limit*, [PoS\(LATTICE 2010\)303](#) [[arXiv:1011.4393](#)] [[INSPIRE](#)].
- [50] D. Becirevic and B. Haas,  *$D^* \rightarrow D\pi$  and  $D^* \rightarrow D\gamma$  decays: axial coupling and magnetic moment of  $D^*$  meson*, *Eur. Phys. J. C* **71** (2011) 1734 [[arXiv:0903.2407](#)] [[INSPIRE](#)].
- [51] D. Becirevic, S. Fajfer and J.F. Kamenik, *Chiral behavior of the  $B_{d,s}^0$ - $\bar{B}_{d,s}^0$  mixing amplitude in the standard model and beyond*, *JHEP* **06** (2007) 003 [[hep-ph/0612224](#)] [[INSPIRE](#)].
- [52] D. Becirevic, S. Fajfer and J.F. Kamenik, *Use and misuse of ChPT in the heavy-light systems*, [PoS\(LATTICE 2007\)063](#) [[arXiv:0710.3496](#)] [[INSPIRE](#)].
- [53] M. Altenbuchinger, L. Geng and W. Weise, *SU(3) breaking corrections to the  $D$ ,  $D^*$ ,  $B$  and  $B^*$  decay constants*, [arXiv:1109.0460](#) [[INSPIRE](#)].
- [54] BELLE collaboration, A. Das et al., *Measurements of branching fractions for  $B^0 \rightarrow D_s^+\pi^-$  and  $\bar{B}^0 \rightarrow D_s^+K^-$* , *Phys. Rev. D* **82** (2010) 051103 [[arXiv:1007.4619](#)] [[INSPIRE](#)].
- [55] BABAR collaboration, B. Aubert et al., *Measurement of the branching fractions of the rare decays  $B^0 \rightarrow D_s(*)^+\pi^-$ ,  $B^0 \rightarrow D_s(*)^+\rho^-$  and  $B^0 \rightarrow D_s(*)^-K(*)^+$* , *Phys. Rev. D* **78** (2008) 032005 [[arXiv:0803.4296](#)] [[INSPIRE](#)].
- [56] M. Gronau, J.L. Rosner and D. Pirjol, *Small amplitude effects in  $B^0 \rightarrow D^+D^-$  and related decays*, *Phys. Rev. D* **78** (2008) 033011 [[arXiv:0805.4601](#)] [[INSPIRE](#)].
- [57] R. Fleischer, *Exploring CP-violation and penguin effects through  $B_d^0 \rightarrow D^+D^-$  and  $B_s^0 \rightarrow D_s^+D_s^-$* , *Eur. Phys. J. C* **51** (2007) 849 [[arXiv:0705.4421](#)] [[INSPIRE](#)].