

## *Physics*

### *Physics Research Publications*

---

*Purdue University*

*Year 2006*

---

## Decay of the $\psi(3770)$ to light hadrons

G. S. Adams, M. Anderson, J. P. Cummings, I. Danko, J. Napolitano, Q. He, H. Muramatsu, C. S. Park, E. H. Thorndike, T. E. Coan, Y. S. Gao, F. Liu, M. Artuso, C. Boulahouache, S. Blusk, J. Butt, O. Dorjkhaidav, J. Li, N. Mena, R. Mountain, R. Nandakumar, K. Randrianarivony, R. Redjimi, R. Sia, T. Skwarnicki, S. Stone, J. C. Wang, K. Zhang, S. E. Csorna, G. Bonvicini, D. Cinabro, M. Dubrovin, A. Lincoln, R. A. Briere, G. P. Chen, J. Chen, T. Ferguson, G. Tatishvili, H. Vogel, M. E. Watkins, J. L. Rosner, N. E. Adam, J. P. Alexander, K. Berkelman, D. G. Cassel, V. Crede, J. E. Duboscq, K. M. Ecklund, R. Ehrlich, L. Fields, R. S. Galik, L. Gibbons, B. Gittelman, R. Gray, S. W. Gray, D. L. Hartill, B. K. Heltsley, D. Hertz, C. D. Jones, J. Kandaswamy, D. L. Kreinick, V. E. Kuznetsov, H. Mahlke-Kruger, T. O. Meyer, P. U. E. Onyisi, J. R. Patterson, D. Peterson, E. A. Phillips, J. Pivarski, D. Riley, A. Ryd, A. J. Sadoff, H. Schwarthoff, X. Shi, M. R. Shepherd, S. Stroiney, W. M. Sun, D. Urner, T. Wilksen, K. M. Weaver, M. Weinberger, S. B. Athar, P. Avery, L. Brevina-Newell, R. Patel, V. Potlia, H. Stoeck, J. Yelton, P. Rubin, C. Cawlfeld, B. I. Eisenstein, G. D. Gollin, I. Karliner, D. Kim, N. Lowrey, P. Naik, C. Sedlack, M. Selen, E. J. White, J. Williams, J. Wiss, D. M. Asner, K. W. Edwards, D. Besson, T. K. Pedlar, D. Cronin-Hennessy, K. Y. Gao, D. T. Gong, J. Hietala, Y. Kubota, T. Klein, B. W. Lang, S. Z. Li, R. Poling, A. W. Scott, A. Smith, S. Dobbs, Z. Metreveli, K. K. Seth, A. Tomaradze, P. Zweber, J. Ernst, H. Severini, S. A. Dytman, W. Love, S. Mehrabyan, J. A. Mueller, V. Savinov, Z. Li, A. Lopez, H. Mendez, J. Ramirez, G. S. Huang, D. H. Miller, V. Pavlunin, B. Sanghi, and I. P. J. Shipsey

This paper is posted at Purdue e-Pubs.

[http://docs.lib.purdue.edu/physics\\_articles/83](http://docs.lib.purdue.edu/physics_articles/83)

**Decay of the  $\psi(3770)$  to light hadrons**

G. S. Adams,<sup>1</sup> M. Anderson,<sup>1</sup> J. P. Cummings,<sup>1</sup> I. Danko,<sup>1</sup> J. Napolitano,<sup>1</sup> Q. He,<sup>2</sup> H. Muramatsu,<sup>2</sup> C. S. Park,<sup>2</sup> E. H. Thorndike,<sup>2</sup> T. E. Coan,<sup>3</sup> Y. S. Gao,<sup>3</sup> F. Liu,<sup>3</sup> M. Artuso,<sup>4</sup> C. Boulahouache,<sup>4</sup> S. Blusk,<sup>4</sup> J. Butt,<sup>4</sup> O. Dorjkhaidav,<sup>4</sup> J. Li,<sup>4</sup> N. Mena,<sup>4</sup> R. Mountain,<sup>4</sup> R. Nandakumar,<sup>4</sup> K. Randrianarivony,<sup>4</sup> R. Redjimi,<sup>4</sup> R. Sia,<sup>4</sup> T. Skwarnicki,<sup>4</sup> S. Stone,<sup>4</sup> J. C. Wang,<sup>4</sup> K. Zhang,<sup>4</sup> S. E. Csorna,<sup>5</sup> G. Bonvicini,<sup>6</sup> D. Cinabro,<sup>6</sup> M. Dubrovin,<sup>6</sup> A. Lincoln,<sup>6</sup> R. A. Briere,<sup>7</sup> G. P. Chen,<sup>7</sup> J. Chen,<sup>7</sup> T. Ferguson,<sup>7</sup> G. Tatishvili,<sup>7</sup> H. Vogel,<sup>7</sup> M. E. Watkins,<sup>7</sup> J. L. Rosner,<sup>8</sup> N. E. Adam,<sup>9</sup> J. P. Alexander,<sup>9</sup> K. Berkelman,<sup>9</sup> D. G. Cassel,<sup>9</sup> V. Crede,<sup>9</sup> J. E. Duboscq,<sup>9</sup> K. M. Ecklund,<sup>9</sup> R. Ehrlich,<sup>9</sup> L. Fields,<sup>9</sup> R. S. Galik,<sup>9</sup> L. Gibbons,<sup>9</sup> B. Gittelman,<sup>9</sup> R. Gray,<sup>9</sup> S. W. Gray,<sup>9</sup> D. L. Hartill,<sup>9</sup> B. K. Heltsley,<sup>9</sup> D. Hertz,<sup>9</sup> C. D. Jones,<sup>9</sup> J. Kandaswamy,<sup>9</sup> D. L. Kreinick,<sup>9</sup> V. E. Kuznetsov,<sup>9</sup> H. Mahlke-Krüger,<sup>9</sup> T. O. Meyer,<sup>9</sup> P. U. E. Onyisi,<sup>9</sup> J. R. Patterson,<sup>9</sup> D. Peterson,<sup>9</sup> E. A. Phillips,<sup>9</sup> J. Pivarski,<sup>9</sup> D. Riley,<sup>9</sup> A. Ryd,<sup>9</sup> A. J. Sadoff,<sup>9</sup> H. Schwarthoff,<sup>9</sup> X. Shi,<sup>9</sup> M. R. Shepherd,<sup>9</sup> S. Stroiney,<sup>9</sup> W. M. Sun,<sup>9</sup> D. Urner,<sup>9</sup> T. Wilksen,<sup>9</sup> K. M. Weaver,<sup>9</sup> M. Weinberger,<sup>9</sup> S. B. Athar,<sup>10</sup> P. Avery,<sup>10</sup> L. Breva-Newell,<sup>10</sup> R. Patel,<sup>10</sup> V. Potlia,<sup>10</sup> H. Stoeck,<sup>10</sup> J. Yelton,<sup>10</sup> P. Rubin,<sup>11</sup> C. Cawfield,<sup>12</sup> B. I. Eisenstein,<sup>12</sup> G. D. Gollin,<sup>12</sup> I. Karliner,<sup>12</sup> D. Kim,<sup>12</sup> N. Lowrey,<sup>12</sup> P. Naik,<sup>12</sup> C. Sedlack,<sup>12</sup> M. Selen,<sup>12</sup> E. J. White,<sup>12</sup> J. Williams,<sup>12</sup> J. Wiss,<sup>12</sup> D. M. Asner,<sup>13</sup> K. W. Edwards,<sup>13</sup> D. Besson,<sup>14</sup> T. K. Pedlar,<sup>15</sup> D. Cronin-Hennessy,<sup>16</sup> K. Y. Gao,<sup>16</sup> D. T. Gong,<sup>16</sup> J. Hietala,<sup>16</sup> Y. Kubota,<sup>16</sup> T. Klein,<sup>16</sup> B. W. Lang,<sup>16</sup> S. Z. Li,<sup>16</sup> R. Poling,<sup>16</sup> A. W. Scott,<sup>16</sup> A. Smith,<sup>16</sup> S. Dobbs,<sup>17</sup> Z. Metreveli,<sup>17</sup> K. K. Seth,<sup>17</sup> A. Tomaradze,<sup>17</sup> P. Zweber,<sup>17</sup> J. Ernst,<sup>18</sup> H. Severini,<sup>19</sup> S. A. Dytman,<sup>20</sup> W. Love,<sup>20</sup> S. Mehrabyan,<sup>20</sup> J. A. Mueller,<sup>20</sup> V. Savinov,<sup>20</sup> Z. Li,<sup>21</sup> A. Lopez,<sup>21</sup> H. Mendez,<sup>21</sup> J. Ramirez,<sup>21</sup> G. S. Huang,<sup>22</sup> D. H. Miller,<sup>22</sup> V. Pavlunin,<sup>22</sup> B. Sanghi,<sup>22</sup> and I. P. J. Shipsey<sup>22</sup>

(CLEO Collaboration)

<sup>1</sup>*Rensselaer Polytechnic Institute, Troy, New York 12180, USA*<sup>2</sup>*University of Rochester, Rochester, New York 14627, USA*<sup>3</sup>*Southern Methodist University, Dallas, Texas 75275, USA*<sup>4</sup>*Syracuse University, Syracuse, New York 13244, USA*<sup>5</sup>*Vanderbilt University, Nashville, Tennessee 37235, USA*<sup>6</sup>*Wayne State University, Detroit, Michigan 48202, USA*<sup>7</sup>*Carnegie Mellon University, Pittsburgh, Pennsylvania 15213, USA*<sup>8</sup>*Enrico Fermi Institute, University of Chicago, Chicago, Illinois 60637, USA*<sup>9</sup>*Cornell University, Ithaca, New York 14853, USA*<sup>10</sup>*University of Florida, Gainesville, Florida 32611, USA*<sup>11</sup>*George Mason University, Fairfax, Virginia 22030, USA*<sup>12</sup>*University of Illinois, Urbana-Champaign, Illinois 61801, USA*<sup>13</sup>*Carleton University, Ottawa, Ontario, Canada K1S 5B6  
and the Institute of Particle Physics, Canada*<sup>14</sup>*University of Kansas, Lawrence, Kansas 66045, USA*<sup>15</sup>*Luther College, Decorah, Iowa 52101, USA*<sup>16</sup>*University of Minnesota, Minneapolis, Minnesota 55455, USA*<sup>17</sup>*Northwestern University, Evanston, Illinois 60208, USA*<sup>18</sup>*State University of New York at Albany, Albany, New York 12222, USA*<sup>19</sup>*University of Oklahoma, Norman, Oklahoma 73019, USA*<sup>20</sup>*University of Pittsburgh, Pittsburgh, Pennsylvania 15260, USA*<sup>21</sup>*University of Puerto Rico, Mayaguez, Puerto Rico 00681*<sup>22</sup>*Purdue University, West Lafayette, Indiana 47907, USA*

(Received 9 September 2005; published 18 January 2006)

We describe a search for  $\psi(3770)$  decay to two-body non- $D\bar{D}$  final states in  $e^+e^-$  data produced by the CESR collider and analyzed with the CLEO-c detector. Vector-pseudoscalar production  $\rho^0\pi^0$ ,  $\rho^+\pi^-$ ,  $\omega\pi^0$ ,  $\phi\pi^0$ ,  $\rho\eta$ ,  $\omega\eta$ ,  $\phi\eta$ ,  $\rho\eta'$ ,  $\omega\eta'$ ,  $\phi\eta'$ ,  $K^{*0}\bar{K}^0$ , and  $K^{*+}K^-$  is studied along with that of  $b_1\pi$  ( $b_1^0\pi^0$  and  $b_1^+\pi^-$ ) and  $\pi^+\pi^-\pi^0$ . The largest amount of disagreement between the expected rate for  $e^+e^- \rightarrow \gamma^* \rightarrow X$  and that for  $e^+e^- \rightarrow X$  at  $\sqrt{s} = 3.773$  GeV is found for  $X = \phi\eta$ , at an excess cross section of  $(2.4 \pm 0.6)$  pb [ $\Gamma_{\phi\eta}^{\psi(3770)} = (7.4 \pm 1.6)$  keV], and a suggestive suppression is seen for  $\pi^+\pi^-\pi^0$  and  $\rho\pi$ . We conclude with form factor determinations for  $\omega\pi^0$ ,  $\rho\eta$ , and  $\rho\eta'$ .

DOI: [10.1103/PhysRevD.73.012002](https://doi.org/10.1103/PhysRevD.73.012002)

PACS numbers: 13.25.Gv, 14.40.Gx

The  $\psi(3770)$  charmonium state decays most copiously into the Okubo-Zweig-Iizuka-allowed  $D\bar{D}$  pair owing to the closeness of the mass threshold. Hadronic or radiative transitions to lower-lying charmonium states, decay to lepton pairs, or decay to light hadrons are all available, but their branching fractions are highly suppressed. The  $\psi(2S)$ - $\psi(3770)$  mixing scenario proposed in [1] gives rise to an enhancement of certain partial decay widths, but the resulting branching fractions are still small due to the large width of the  $\psi(3770)$ . Nevertheless, some of the branching fractions are within experimental reach, and experimental information on  $\psi(3770)$  non- $D\bar{D}$  decays has recently begun to emerge [2].

This paper describes the search for  $\psi(3770)$  decay to vector pseudoscalar (VP) final states ( $\rho^0\pi^0$ ,  $\rho^+\pi^-$ ,  $\omega\pi^0$ ,  $\rho\eta$ ,  $\omega\eta$ ,  $\phi\eta$ ,  $\rho\eta'$ ,  $\omega\eta'$ ,  $\phi\eta'$ ,  $K^{*0}\bar{K}^0$ ,  $K^{*+}K^-$ ) in CLEO-c data taken at the  $\psi(3770)$  resonance. We also seek  $\pi^+\pi^-\pi^0$  as it is a mode that exhibits curious structure in  $\psi(2S)$  decay [3] and  $b_1\pi$  (in both the charged and the neutral isospin submodes) as the most commonly produced two-body hadronic final state in  $\psi(2S)$  decays. We use data samples taken at two energies,  $\sqrt{s} = 3.671$  and  $\sqrt{s} = 3.773$  GeV. We establish event yields in both by counting events satisfying the selection criteria detailed below, and subtracting misreconstructed and therefore erroneously selected events. We measure the visible cross section at both center-of-mass energies for all modes. The sideband-subtracted event counts at  $\sqrt{s} = 3.773$  GeV are compared with the expected rate from  $e^+e^- \rightarrow \gamma^* \rightarrow \text{VP}$  (continuum), in order to discern a statistically significant discrepancy between the two. Assuming the continuum cross section  $\sigma(e^+e^- \rightarrow \gamma^* \rightarrow \text{VP})$  is given by

$$\sigma(s) = \frac{4\pi\alpha_{\text{em}}^2}{3} \frac{|\mathcal{F}(s)|^2 q_{\text{VP}}^3(s)}{s^{3/2}}, \quad (1)$$

its measurement gives access to the form factor  $\mathcal{F}$ . The momentum of either hadron is denoted by  $q_{\text{VP}}$ . For all channels, the event yield at  $\sqrt{s} = 3.671$  GeV is solely due to the above process. Also, for certain channels the event yield at  $\sqrt{s} = 3.773$  GeV will be entirely attributable to continuum production, namely, those that cannot be produced through  $c\bar{c} \rightarrow ggg$  because of isospin suppression, such as  $\omega\pi^0$ ,  $\rho\eta$ , and  $\rho\eta'$ . Their remaining open avenue for  $\psi(3770)$  decay is  $c\bar{c} \rightarrow \gamma^*$ , which is severely suppressed.

We use  $e^+e^-$  collision data at  $\sqrt{s} = 3.773$  GeV ( $\mathcal{L} = 281 \text{ pb}^{-1}$ ) and  $\sqrt{s} = 3.671$  GeV ( $\mathcal{L} = 21 \text{ pb}^{-1}$ ). The data analyzed here were collected with the CLEO detector [4] operating at the Cornell Electron Storage Ring (CESR) [5]. The CLEO detector features a solid angle coverage of 93% for charged and neutral particles. The charged particle tracking system operates in a 1.0 T magnetic field along the beam axis and achieves a momentum resolution of  $\sim 0.6\%$  at momenta of 1 GeV/ $c$ . The CsI crystal calorime-

ter attains photon energy resolutions of 2.2% for  $E_\gamma = 1$  GeV and 5% at 100 MeV. Two particle identification systems, one based on energy loss ( $dE/dx$ ) in the drift chamber and the other a ring-imaging Cherenkov (RICH) detector, together are used to separate kaons from pions. The combined  $dE/dx$ -RICH particle identification procedure has a pion or kaon efficiency  $>90\%$  and a probability of pions faking kaons (or vice versa)  $<5\%$ .

We identify intermediate states through the following decays:  $\pi^0 \rightarrow \gamma\gamma$ ,  $\eta \rightarrow \gamma\gamma$  or  $\pi^+\pi^-\pi^0$ ,  $\eta' \rightarrow \pi^+\pi^-\eta$  ( $\eta \rightarrow \gamma\gamma$  only),  $\bar{K}^0 \rightarrow K_S \rightarrow \pi^+\pi^-$ ,  $\omega \rightarrow \pi^+\pi^-\pi^0$ ,  $\rho \rightarrow \pi^+\pi^-$ ,  $\phi \rightarrow K^+K^-$  or  $\pi^+\pi^-\pi^0$ ,  $K^* \rightarrow K\pi$ , and  $b_1 \rightarrow \omega\pi$ . Event selection proceeds exactly as for CLEO's  $\psi(2S) \rightarrow h_1h_2$  analysis [3], the main features of which were requirements on the total energy  $E_{\text{vis}}$  and momentum as well as on the invariant masses of intermediate particles, in combination with particle identification criteria. For some modes which are particularly susceptible to background from radiative Bhabha or  $\mu^+\mu^-$  production, we tighten the selection in the present analysis by imposing the following additional requirements: For  $\rho^+\pi^-$  and  $\pi^+\pi^-\pi^0$ ,  $e^+e^- \rightarrow \mu^+\mu^- (\gamma)$  events with a fake  $\pi^0$  candidate are suppressed by a decay angle requirement of  $|\cos\alpha| < 0.8$ . For  $\rho\eta$ , backgrounds from  $e^+e^- (\gamma)$  final states with a fake  $\eta$  candidate are reduced by allowing neither  $\pi^\pm$  to satisfy electron identification criteria.

We present distributions of scaled total energy  $E_{\text{vis}}/\sqrt{s}$  and reconstructed invariant masses for selected modes in Figs. 1–3. All cuts other than that imposed on the quantity displayed have been applied.

The efficiency  $\epsilon$  for each final state is obtained from signal Monte Carlo (MC) with the EVTGEN event generator [6], including final state radiation [7], and a GEANT-based detector simulation [8]. We generated the VP modes with angular distribution  $(1 + \cos^2\theta)$  [9],  $b_1\pi$  flat in  $\cos\theta$ , and  $\pi^+\pi^-\pi^0$  as in  $\omega$  decay. We assume  $\mathcal{B}(b_1 \rightarrow \omega\pi) = 100\%$ .

Systematic uncertainties on the cross section measurements arise from various sources, some common to all channels, some channel specific: The systematic errors on branching fraction ratios share common contributions from the uncertainty in luminosity (1%), trigger efficiency (1%), and electron veto (0.5%). Other sources vary by channel, including cross-feed adjustments (50% of each subtraction), MC statistics, accuracy of MC-generated polar angle and mass distributions (5% for  $b_1\pi$ , 14% for  $\pi^+\pi^-\pi^0$ ), and detector performance modeling quality: charged particle tracking (1%/track),  $\pi^0/\eta$  and  $K_S$  finding [2%/( $\pi^0/\eta$ ), 5%/ $K_S$ ],  $\pi/K$  identification (3%/identified  $\pi/K$ ), and resolutions of mass (2%) and total energy (1%).

Systematic uncertainties dominate in the cross section measurements for most channels at  $\sqrt{s} = 3.773$  GeV data and are comparable to the statistical errors for some modes at  $\sqrt{s} = 3.671$  GeV.

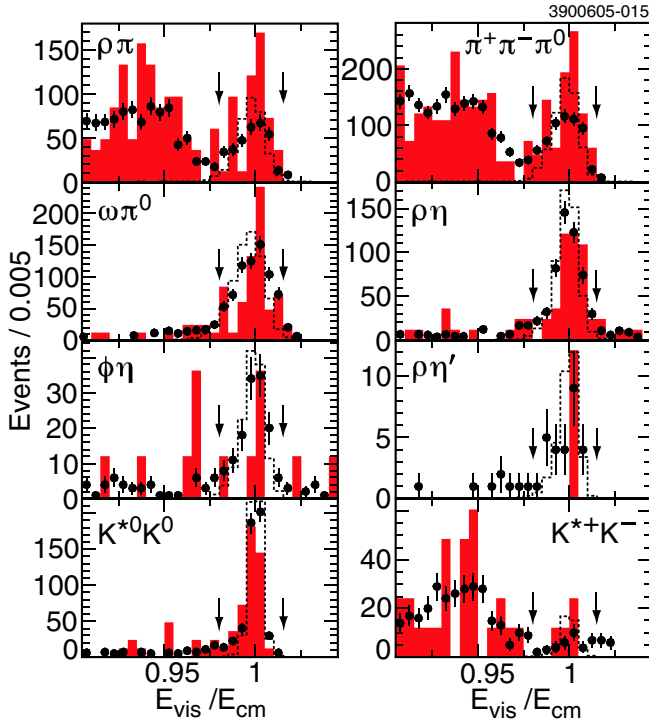


FIG. 1 (color online). Scaled visible energy  $E_{\text{vis}}/\sqrt{s}$  for selected final states. Circles: data at  $\sqrt{s} = 3.773$  GeV, shaded histogram: data at  $\sqrt{s} = 3.671$  GeV scaled by luminosity, dashed histogram: signal MC, arbitrary normalization. Arrows indicate selection intervals.

The signal yields at both center-of-mass energies are listed in Table I, separated into signal mass windows and sideband counts. Also listed are the efficiencies and cross sections. The statistical errors arise from 68% C.L. intervals. All cross sections include an upward correction of  $(20 \pm 7)\%$  to account for initial and final state radiation effects [3]. In case of the isospin-violating modes, we also correct for electromagnetic interference between the tails of the  $J/\psi$ ,  $\psi(2S)$ , and  $\psi(3770)$  resonances with continuum production by a 4.9% upward [1.2% downward] adjustment to the cross sections at  $\sqrt{s} = 3.671$  GeV [ $\sqrt{s} = 3.773$  GeV] [10]. The results in Table I for  $\sqrt{s} = 3.671$  GeV supersede those in [3].

We now focus on the discrepancy between the  $\sqrt{s} = 3.773$  GeV yield and expected continuum contribution in order to determine whether there is significant production from  $\psi(3770)$  decays. To arrive at an estimate for the continuum background at  $\sqrt{s} = 3.773$  GeV, two routes are pursued.

*Method I.*—We scale the measured yield (after sideband subtraction) at  $\sqrt{s} = 3.671$  GeV by the luminosity ratio, the ratio of efficiencies (0.88–1.00), and an assumed dependence of  $1/s^3$  of the continuum cross section, corresponding to a form factor dependence of  $1/s$ . This method uses data as much as possible, but suffers from the limiting event yield in the lower energy data sample. Using a differ-

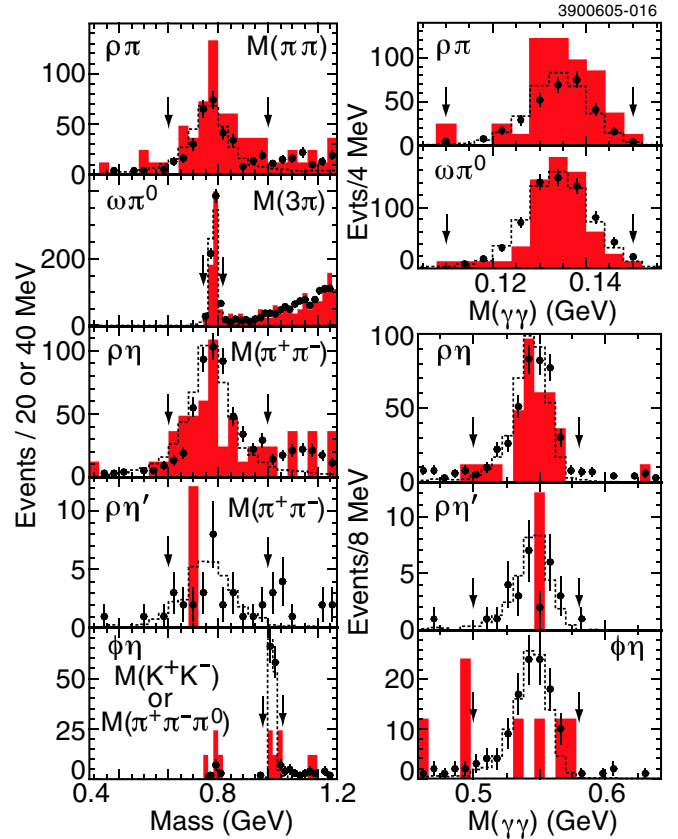


FIG. 2 (color online). Reconstructed invariant mass distributions for selected final states. Symbols as in Fig. 1. The figures on the left (right) side pertain to the first (second) of the two final state particles.

ent power  $1/s^n$  results in a relative change of 5.4% in the scale factor per unit of  $n$ .

*Method II.*—We use a SU(3)-based scaling prediction, whereby the cross sections  $\sigma(e^+e^- \rightarrow VP)$  are linked [11] as  $\omega\pi:\rho\eta:K^{*0}\bar{K}^0:\rho\pi:\rho\eta':\phi\eta:K^{*+}K^-:\phi\eta':\omega\eta:\omega\eta':\phi\pi = 1:2/3:4/9:1/3:1/3:4/27:1/9:2/27:2/27:1/27:0$ .

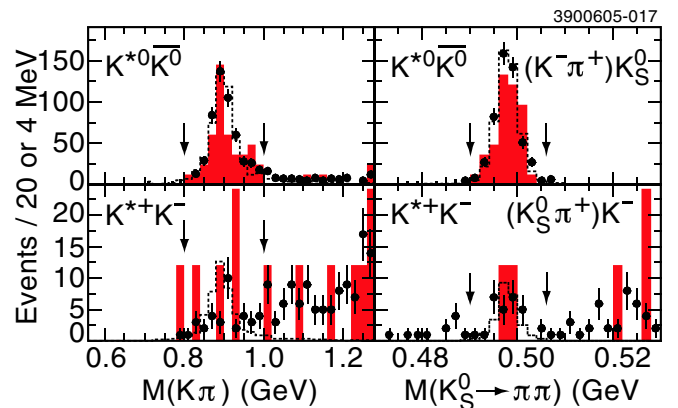


FIG. 3 (color online). Mass distributions for selected final states, continued. Symbols as in Fig. 1.

TABLE I. The number of events  $N$  in the mass signal windows (“sw”) and sidebands (“sb”) in data taken at  $\sqrt{s} = 3.671$  GeV and  $\sqrt{s} = 3.773$  GeV data; the efficiency  $\epsilon$  in percent; the level of consistency or significance, expressed in units of standard deviations, between continuum background and observed yield, for the two methods of determining the continuum background described in the text,  $S^I$  and  $S^{II}$ ; the cross sections at  $\sqrt{s} = 3.671$  GeV and  $\sqrt{s} = 3.773$  GeV; the cross section  $\psi(3770) \rightarrow h_1 h_2$ , computed as the excess over the continuum prediction as established using Method I or Method II (see text).

Channel	$N_{sw}^{3.67}$	$N_{sb}^{3.67}$	$N_{sw}^{3.77}$	$N_{sb}^{3.77}$	$\epsilon$	$S^I$	$S^{II}$	$\sigma^{3.67 \text{ GeV}}$ [pb]	$\sigma^{3.77 \text{ GeV}}$ [pb]	$\sigma_{\psi(3770)}^I$ [pb]	$\sigma_{\psi(3770)}^{II}$ [pb]
$\pi^+ \pi^- \pi^0$	74	6.8	576	72.3	29.0	-2.7		$13.1_{-1.7}^{+1.9} \pm 2.1$	$7.4 \pm 0.4 \pm 1.2$	<0.04	
$\rho\pi$	43	5.4	314	44.8	26.3	-2.2	-1.7	$8.0_{-1.4}^{+1.7} \pm 0.9$	$4.4 \pm 0.3 \pm 0.5$	<0.04	<0.04
$\rho^0 \pi^0$	21	3.4	130	33.0	32.5	-2.2	-2.1	$3.1_{-0.8}^{+1.0} \pm 0.4$	$1.3 \pm 0.2 \pm 0.2$	<0.03	<0.03
$\rho^+ \pi^-$	22	2.0	184	11.8	23.1	-0.9	-0.5	$4.8_{-1.2}^{+1.5} \pm 0.5$	$3.2 \pm 0.3 \pm 0.3$	<0.05	<0.05
$\omega\pi^0$	54	6.2	696	39.2	19.0	0.9	-0.2	$15.2_{-2.4}^{+2.8} \pm 1.5$	$14.6 \pm 0.6 \pm 1.5$	<4.5	<0.06
$\phi\pi^0$	1	1.6	2	4.0	16.5	0.0	-0.0	<2.2	<0.2	<0.2	<0.2
$\rho\eta$	36	3.1	508	31.0	19.6	1.1	0.7	$10.0_{-1.9}^{+2.2} \pm 1.0$	$10.3 \pm 0.5 \pm 1.0$	<4.0	<1.3
$\omega\eta$	4	0.0	15	6.0	9.9	-1.7	-2.9	$2.3_{-1.0}^{+1.8} \pm 0.5$	$0.4 \pm 0.2 \pm 0.1$	<0.1	<0.1
$\phi\eta$	5	1.0	132	15.9	11.0	2.5	$\geq 5$	$2.1_{-1.2}^{+1.9} \pm 0.2$	$4.5 \pm 0.5 \pm 0.5$	<4.5	<3.3
$\rho\eta'$	1	0.0	27	0.9	2.9	1.0	-1.3	$2.1_{-1.6}^{+4.7} \pm 0.2$	$3.8_{-0.8}^{+0.9} \pm 0.4$	<4.7	<0.4
$\omega\eta'$	0	0.0	2	0.0	1.5	$\geq 5$	0.0	<17.1	$0.6_{-0.3}^{+0.8} \pm 0.6$	<3.0	<1.9
$\phi\eta'$	0	0.0	9	2.0	1.2	2.4	1.2	<12.6	$2.5_{-1.1}^{+1.5} \pm 0.4$	<5.2	<3.8
$K^{*0} \bar{K}^0$	38	0.4	501	18.1	8.8	1.1	$\geq 5$	$23.5_{-3.9}^{+4.6} \pm 3.1$	$23.5 \pm 1.1 \pm 3.1$	<9.0	<20.8
$K^{*+} K^-$	4	1.0	36	32.4	16.0	-1.4	-4.1	$1.0_{-0.7}^{+1.1} \pm 0.5$	<0.6	<0.1	<0.1
$b_1\pi$	20	4.5	268	100.3	11.3	-0.1		$7.9_{-2.5}^{+3.1} \pm 1.8$	$6.3 \pm 0.7 \pm 1.5$	<0.1	
$b_1^0 \pi^0$	5	3.0	49	82.5	4.2	-1.2		<17.1	<2.5	<0.4	
$b_1^+ \pi^-$	15	1.5	219	17.8	18.4	1.0		$4.2_{-1.2}^{+1.6} \pm 0.6$	$4.7 \pm 0.4 \pm 0.6$	<2.7	

By combining our data of the two isospin-violating modes with highest statistics,  $\omega\pi^0$  and  $\rho\eta$  (scaled up by a factor of 3/2), we determine a unit of cross section as  $\sigma^{SU(3)} = (15.1 \pm 0.5)$  pb at  $\sqrt{s} = 3.773$  GeV. This results in a precise prediction for each channel, albeit a model-dependent one. We note satisfactory agreement between the yields expected on this basis and those observed in the data at  $\sqrt{s} = 3.671$  GeV for all channels except  $K^*K$  (also see [3]). No such prediction is made for  $\pi^+ \pi^- \pi^0$  and  $b_1\pi$ .

For each channel, both continuum predictions are compared with the yield at  $\sqrt{s} = 3.773$  GeV by a method similar to that proposed in [12]. It is the same procedure that was applied to  $\psi(2S)$  decays in [3]: The probability that the continuum production from either method together with the misreconstruction background as estimated from the sidebands fluctuate to an event count equal to or beyond the observed signal yield at  $\sqrt{s} = 3.773$  GeV is calculated with simulated trials governed by Poisson statistics. These, expressed in units of standard deviations, are included as  $S^I$  and  $S^{II}$  in Table I. We find statistical agreement between the yields, with a few exceptions. The mode  $\phi\eta$  is found to be enhanced over the prediction from either method: The weighted mean excess over continuum production is  $(61.6 \pm 11.7)$  events. This corresponds to a cross section of  $\sigma_{\phi\eta}^{\psi(3770)} = (2.4 \pm 0.5 \pm 0.3)$  pb, or, using  $\sigma^{\text{obs}}(\psi(3770) \rightarrow D\bar{D}) = (6.39 \pm 0.20)$  nb [13] and removing the radiative correction factor in  $\sigma_{\phi\eta}^{\psi(3770)}$ , a branching fraction  $\mathcal{B}(\psi(3770) \rightarrow \phi\eta) = (3.1 \pm 0.6 \pm 0.3 \pm 0.1) \times 10^{-4}$ , where

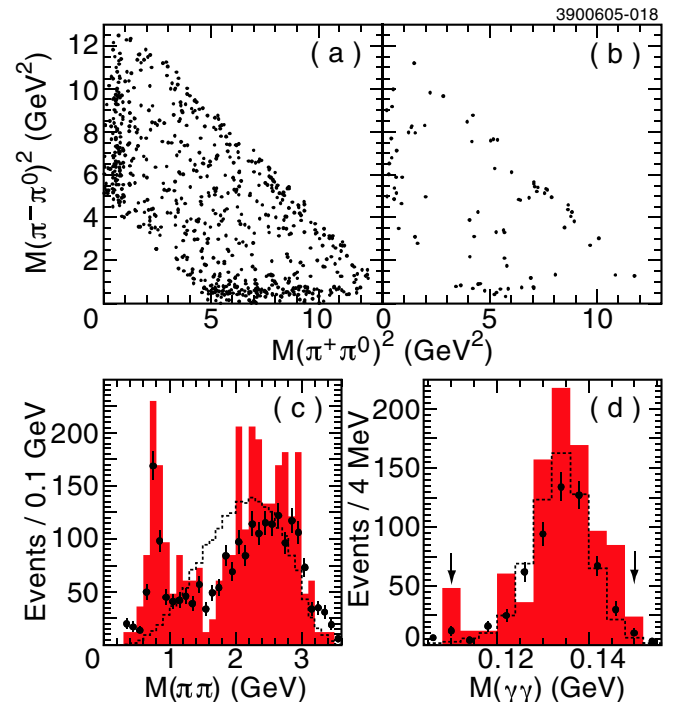


FIG. 4 (color online). Dipion invariant mass distributions for the  $\pi^+ \pi^- \pi^0$  final state in data (a) at  $\sqrt{s} = 3.773$  GeV, (b) at  $\sqrt{s} = 3.671$  GeV. (c) The invariant mass of all pion pairs per event and (d) the reconstructed  $\pi^0$  mass, in data at  $\sqrt{s} = 3.773$  GeV (circles), data at  $\sqrt{s} = 3.671$  GeV, scaled by luminosity (shaded histogram), and phase space MC (dashed line).

TABLE II. Form factors with statistical and systematic errors.

Channel	$\mathcal{F}(s)$ ( $\text{TeV}^{-1}$ )	
	$\sqrt{s} = 3.671 \text{ GeV}$	$\sqrt{s} = 3.773 \text{ GeV}$
$\omega\pi^0$	$40_{-3}^{+4} \pm 2$	$39 \pm 1 \pm 2$
$\rho\eta$	$34_{-3}^{+4} \pm 2$	$34 \pm 1 \pm 2$
$\rho\eta'$	$17_{-9}^{+14} \pm 1$	$22_{-2}^{+3} \pm 1$

the first error is statistical, the second systematic arising from this measurement, and the third that induced by  $\sigma_{D\bar{D}}^{\psi(3770)}$ . A partial width of  $\Gamma_{\phi\eta}^{\psi(3770)} = (7.4 \pm 1.6) \text{ keV}$  follows [14]. Suggestive suppressions are observed for  $\pi^+\pi^-\pi^0$  and  $\rho^0\pi^0$ . The observed  $K^{*0}\bar{K}^0$  cross section at  $\sqrt{s} = 3.773 \text{ GeV}$  is consistent with being saturated by the expected continuum production as extrapolated from  $\sqrt{s} = 3.671 \text{ GeV}$  (Method I). As the observed  $K^{*0}\bar{K}^0$  cross sections at *both* energies [3] far exceed the SU(3) predictions (Method II), and by similar amounts, there is no indication of a substantial  $\psi(3770) \rightarrow K^{*0}\bar{K}^0$  contribution. Rather, the excesses originate in the continuum process,  $e^+e^- \rightarrow K^{*0}\bar{K}^0$ . The same comments apply to  $K^{*+}K^-$ , but with respect to an observed deficit obtained with Method II.

Additional information on  $\pi^+\pi^-\pi^0$  is shown in Fig. 4. The dipion invariant masses in  $\sqrt{s} = 3.773 \text{ GeV}$  data shows features similar to that of  $\sqrt{s} = 3.671 \text{ GeV}$  (i.e., population of the  $\rho$  mass bands together with an accumulation at higher masses); the yield reduction appears uniform in the dipion invariant mass distribution.

We compute upper limits on the event yields originating from  $\psi(3770)$  decays for all modes, where we treat those with a deficit as zero counts, neglecting interference effects, and arrive at upper limits on the observable cross section excess over continuum as included in Table I.

The measured cross sections for  $\omega\pi^0$ ,  $\rho\eta$ , and  $\rho\eta'$  are converted into form factor measurements, which are listed in Table II. Our results are in agreement with, but more precise than, those recently reported by BES [15].

In summary, we have sought 12 vector pseudoscalar final states in data at  $\sqrt{s} = 3.773 \text{ GeV}$ . Combined with data collected at  $\sqrt{s} = 3.671 \text{ GeV}$ , we establish cross section measurements for these channels at both energies. We find evidence for the decay  $\psi(3770) \rightarrow \phi\eta$ , and see hints that  $\psi(3770)$  decays to  $\rho\pi$  and  $\pi^+\pi^-\pi^0$  could be causing a deficit to appear in their yields through negative interference with continuum production [1,16]. Otherwise, we note broad agreement with the continuum predictions. Form factor measurements for  $\omega\pi^0$ ,  $\rho\eta$ , and  $\rho\eta'$  have been presented. All our measurements are either firsts of their kind or constitute an improvement over previous measurements.

We gratefully acknowledge the effort of the CESR staff in providing us with excellent luminosity and running conditions. This work was supported by the National Science Foundation, the U.S. Department of Energy, the Research Corporation, and the Texas Advanced Research Program.

- 
- [1] J.L. Rosner, Phys. Rev. D **64**, 094002 (2001).  
 [2] J.Z. Bai *et al.* (BES Collaboration), Phys. Lett. B **605**, 63 (2005); N.E. Adam *et al.* (CLEO Collaboration), hep-ex/0508023; G.S. Huang *et al.* (CLEO Collaboration), hep-ex/0509046 [Phys. Rev. Lett. (to be published)]; T.E. Coan *et al.* (CLEO Collaboration), hep-ex/0509030; D. Besson *et al.* (CLEO Collaboration), hep-ex/0512038.  
 [3] N.E. Adam *et al.* (CLEO Collaboration), Phys. Rev. Lett. **94**, 012005 (2005).  
 [4] Y. Kubota *et al.* (CLEO Collaboration), Nucl. Instrum. Methods Phys. Res., Sect. A **320**, 66 (1992); D. Peterson *et al.*, Nucl. Instrum. Methods Phys. Res., Sect. A **478**, 142 (2002); M. Artuso *et al.*, Nucl. Instrum. Methods Phys. Res., Sect. A **554**, 147 (2005).  
 [5] R.A. Briere *et al.* (CLEO-c/CESR-c Taskforces and CLEO-c Collaboration), Cornell LEPP Report CLNS-01/1742 (2001).  
 [6] D.J. Lange, Nucl. Instrum. Methods Phys. Res., Sect. A **462**, 152 (2001).  
 [7] E. Barberio and Z. Was, Comput. Phys. Commun. **79**, 291 (1994).  
 [8] R. Brun *et al.*, GEANT 3.21, CERN Program Library Long Writeup W5013, 1993 (unpublished).  
 [9] S.J. Brodsky and G.P. Lepage, Phys. Rev. D **24**, 2848 (1981).  
 [10] B. Aubert *et al.* (BABAR Collaboration), Phys. Rev. D **69**, 011103(R) (2004); F.A. Berends and G.J. Komen, Nucl. Phys. **B115**, 114 (1976).  
 [11] H.E. Haber and J. Perrier, Phys. Rev. D **32**, 2961 (1985); L. Kopke and N. Wermes, Phys. Rep. **174**, 67 (1989).  
 [12] G.J. Feldman and R.D. Cousins, Phys. Rev. D **57**, 3873 (1998).  
 [13] Q. He *et al.* (CLEO Collaboration), Phys. Rev. Lett. **95**, 121801 (2005).  
 [14] S. Eidelman *et al.*, Phys. Lett. B **592**, 1 (2004).  
 [15] M. Ablikim *et al.* (BES Collaboration), Phys. Rev. D **70**, 112007 (2004).  
 [16] P. Wang, C.Z. Yuan, and X.H. Mo, Phys. Lett. B **574**, 41 (2003).