

Received August 6, 2019, accepted August 20, 2019, date of publication August 26, 2019, date of current version September 13, 2019.

Digital Object Identifier 10.1109/ACCESS.2019.2937380

Deep Neural Network Approach in Human-Like Redundancy Optimization for Anthropomorphic Manipulators

HANG SU¹, (Student Member, IEEE), WEN QI¹, (Student Member, IEEE),
CHENGUANG YANG², (Senior Member, IEEE), ANDREA ALIVERTI¹,
GIANCARLO FERRIGNO¹, (Senior Member, IEEE), AND
ELENA DE MOMI¹, (Senior Member, IEEE)

¹Department of Electronics, Information, and Bioengineering, Politecnico di Milano, 20133 Milan, Italy

²Bristol Robotics Laboratory, University of the West of England, Bristol BS16 1QY, U.K.

Corresponding author: Chenguang Yang (cyang@ieee.org)

This work was supported in part by the European Union's Horizon 2020 Research and Innovation Program through SMARTsurg Project under Grant 732515, and in part by the Engineering and Physical Sciences Research Council (EPSRC) under Grant EP/S001913.

ABSTRACT Human-like behavior has emerged in the robotics area for improving the quality of Human-Robot Interaction (HRI). For the human-like behavior imitation, the kinematic mapping between a human arm and robot manipulator is one of the popular solutions. To fulfill this requirement, a reconstruction method called swivel motion was adopted to achieve human-like imitation. This approach aims at modeling the regression relationship between robot pose and swivel motion angle. Then it reaches the human-like swivel motion using its redundant degrees of the manipulator. This characteristic holds for most of the redundant anthropomorphic robots. Although artificial neural network (ANN) based approaches show moderate robustness, the predictive performance is limited. In this paper, we propose a novel deep convolutional neural network (DCNN) structure for reconstruction enhancement and reducing online prediction time. Finally, we utilized the trained DCNN model for managing redundancy control a 7 DoFs anthropomorphic robot arm (LWR4+, KUKA, Germany) for validation. A demonstration is presented to show the human-like behavior on the anthropomorphic manipulator. The proposed approach can also be applied to control other anthropomorphic robot manipulators in industry area or biomedical engineering.

INDEX TERMS Human-like behavior, deep neural network, Swivel motion, redundancy optimization, anthropomorphic manipulator.

I. INTRODUCTION

Human-like has attracted increasing research interest in the past decades in various areas, such as industrial application, service robot, and medical sector, etc.. In particular for the cases that robots and humans share the workspace [1], [2], for example, close collaboration between human operators and industrial robots manufacturing, assistance system for elderly users, etc., Human-Robot Interaction (HRI) plays a vital role in these practical applications [3], [4]. It has been proven that both humanoid appearances and human-like motion behavior can facilitate task performance of HRI [5]. For

the anthropomorphic serial manipulators [5], for example, LWR4+ (KUKA, Augsburg, Germany), Justin robot (Institute of Robotics and Mechatronics, Wessling, Germany) and YuMi (ABB, Zurich, Switzerland), although with a similar mechanical structure with human arm, a human-like behavior of the robot arm pose can be an enhancement of this topic because it provides a more social and reasonable movement in HRI [6].

Several studies had been performed to introduce human-like behavior for improving the performance of human-robot collaborative tasks. Beretta *et al.* [7] achieved an adaptive human-like hands-on control to reach and target tasks in surgery with a redundant robot. A reaching task with the human-like motion for robot-environment interactions

The associate editor coordinating the review of this manuscript and approving it for publication was Luigi Biagiotti.

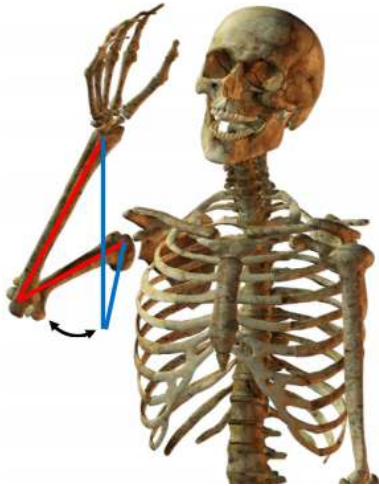


FIGURE 1. Definition of the elbow elevation angle.

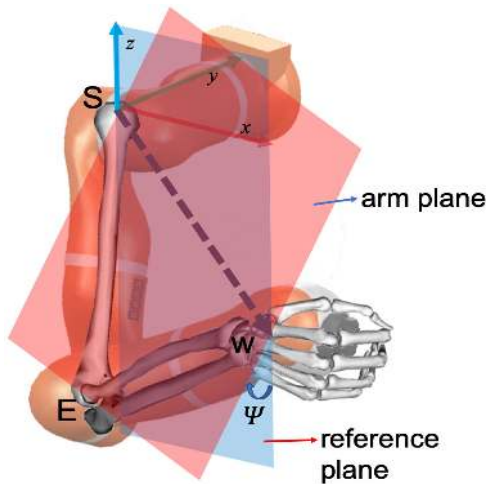


FIGURE 2. Achieving human-like behavior on the KUKA anthropomorphic manipulator. S, E, and W are the coordination position of the shoulder, the elbow, and the wrist, separately. The human-like defined elbow angle ψ is implemented with the swivel motion of the robot arm between the vertical reference plane (blue) and the arm plane (red).

had been studied in [8]. Huang *et al.* [9] transferred human-like impedance to control a dual-arm Exoskeleton Robot. De Momi *et al.* [10] used the feed-forward Artificial Neural Network (ANN) algorithm to obtain human-like motion for trajectory planning. However, the above works focused on the human-like motion only on the end-effector of the robot without consideration of the arm pose, which is the main obstacle to whole-body motion control.

Instead of human-like motion on the end-effector, the robot arm pose can achieve human-like behavior by utilizing the kinematic redundancy [11]. The definition of elbow elevation angle for a human arm, shown in Figure 1, was adopted by Kim *et al.* [12] for realizing human-like arm motion generation using captured data. Zanchettin *et al.* [13] proposed to resemble a human-like behavior at a kinematic level, in order to avoid any unease or discomfort (like fear or shock) to the nearby humans. They redefined the elbow elevation angle, ψ , shown in Figure 2, for a human arm mapped on the robot

as a swivel motion. Compared to the biomimetic approach using inverse kinematics to achieve human-like kinematic behavior developed in [14], the introduced swivel motion notion provides a more general strategy regardless of the robot kinematic structure. Except for controlling the hand pose of the redundant manipulator, resolving the human-like swivel motion using its redundancy is applicable for most typical industrial serial manipulators. [15]

Ajoudani [16] achieved natural redundancy resolution on a dual-arm manipulator. A wrist-elbow-in-line method was introduced by Liu *et al.* [17] to map the elbow angle from human demonstrations on the real robot to obtain a human-like kinematics solution. Yang *et al.* [18] utilized teaching by demonstration scheme integrated the tutor's motor functionalities into the robot's control architecture, transferring the motion behavior from the human to robot.

Furthermore, the relation between swivel angle [19] and hand pose had been analyzed in [20]. A human-like behavior was achieved with the nonlinear regression relationship [21], [22] between the swivel angle and the hand pose [23]. The above research proved the human-like behavior was achievable if an accurate nonlinear regression model [24], [25] with multi-inputs could be obtained. The polynomial regression method [26] had been used to describe nonlinear phenomena such as the progression of disease epidemics and distribution of carbon isotopes in lake sediments [27]. However, this method needed prior knowledge of the inputs for selecting the best parameters. Therefore, semi-parametric [28] and non-parametric [29], [30] regression approaches were presented for predicting the vectors semi-with or without related a predetermined form but was constructed according to information derived from the input sequences. However, they required larger sample sizes to increase regression accuracy. Recently, ANN approaches had been applied to nonlinear regression analysis for geophysical explorations [31], biomedical applications [32], and motion tracking [33]. These studies proved that ANN-based regression algorithms ensured high accuracy by comparing to traditional nonlinear methods [34], [35]. In our previous work [10], we utilized a single layer feed-forward neural network (FFNN) algorithm to build the nonlinear regression model for achieving human-like behavior to do the tasks in real-time. It was validated in the teleoperated surgery scenario, and the studies show that people want a robot with human-like behavior in the shared room. However, with the growing inputs dimensions and interference components, the previous shallow layer ANN regression methods cannot fit these new situations. While the Deep Neural Networks (DNN) is capable of meeting the requirements such as better accuracy, noise robustness, and decreased computational time.

This paper presents a novel nonlinear regression algorithm to map the relation between swivel angle and the hand pose using deep (convolution) neural network (DNN) approach to improve the ability of nonlinear regression analysis of human-like motion model. The DNN model aims to map

the time-varying multi-inputs (the 6-D task pose), including Cartesian positions x, y, z and Euler angles $\theta_x, \theta_y, \theta_z$ and the output elbow swivel angle ψ . At the same time, accuracy, noise robustness, and computation efficiency of the regression model should be respected for real-time motion control. The input of the model is the target pose, and the output is the swivel motion angle. The vision with skeleton tracking is used to collect human motion data. This work aims to map the human swivel angle on the robot arm during the tracking tasks. Finally, the effectiveness of DNN is validated using the human motion data, and we translated the DNN model to manage redundancy control a 7 DoFs anthropomorphic robot arm (LWR4+, KUKA, Germany). As a demonstration, the anthropomorphic manipulator control using the DNN model is presented with human-like behavior.

The paper is organized as follows: the corresponding methodologies and the system architecture are presented in section II and III, separately. Section IV compares the regression performance between DNN and other ANN methods on the sample dataset. Moreover, it demonstrates the experimental validation and results of the proposed methodology evaluated with the KUKA LWR4+ robot. Finally, section V draws a conclusion and delineates avenues for further work.

II. METHODOLOGY

In order to implement the human-like behavior on the humanoid robot, the kinematic model of the human arm is presented and the swivel motion during the manipulation task is analyzed. After that, a data acquisition system with skeleton tracking and DNN-based model training algorithm are introduced. Finally, the built DNN model is transferred to the analytical kinematic solution of the robot.

A. KINEMATIC MODELING

To achieve human-like behavior on the KUKA anthropomorphic manipulator (Figure 2), the elbow swivel angle ψ is already defined in our previous work [10], shown in Figure 3. Also, the human arm is simplified as a rigid kinematic chain connected by three basic joints (shoulder, elbow and wrist) including 7 DoFs, shown in Figure 4. By establishing the table of Denavit-Hartenberg (D-H) parameters [36], defined in Table 1, it is feasible to calculate the hand pose 0T_7 using forward kinematics function [37] through the joints coordinates $(\theta_j, j = 1, 2, \dots, 7)$ as follows:

$${}^0T_7 = {}^0T_1 {}^1T_2 \dots {}^{j-1}T_j \dots {}^6T_7 \quad (1)$$

where the transformation matrix ${}^{j-1}T_j$ from joint $j-1$ to joint j is

$${}^{j-1}T_j = \begin{bmatrix} \cos \theta_j & -\cos \alpha_j \sin \theta_j & \sin \alpha_j \sin \theta_j & 0 \\ \sin \theta_j & \cos \alpha_j \cos \theta_j & -\sin \alpha_j \cos \theta_j & 0 \\ 0 & \sin \alpha_j & \cos \alpha_j & d_j \\ 0 & 0 & 0 & 1 \end{bmatrix}$$

The joint angles $(\theta_i, i = 1, 2, \dots, 7)$ can be obtained based on the geometry relation. Then, the swivel angle ψ will

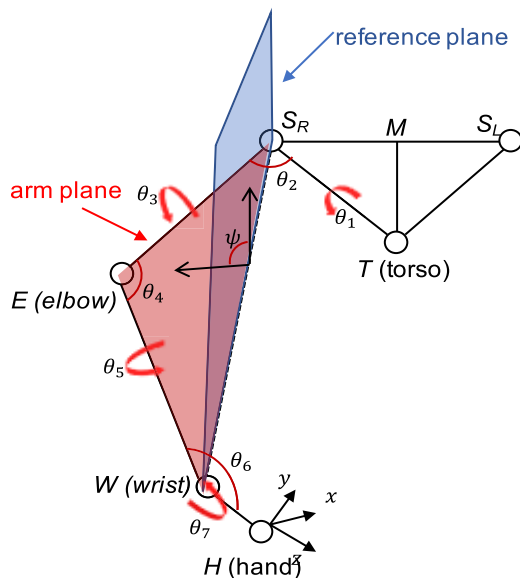


FIGURE 3. Definition of the swivel angle of the human arm using skeleton data. S_R, S_L, T, E, W, H represent the coordination positions of the human joints.

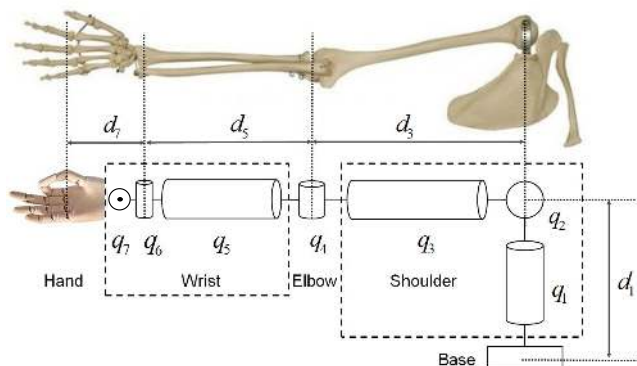


FIGURE 4. The kinematic structure of the human arm model. It is simplified to 7 DoFs, where $q_j, i = 1, \dots, 7$ and $d_j, j = 1, 3, 5, 7$ represent the corresponding joint placements and the lengths of each limb link, respectively.

TABLE 1. D-H parameters of the human arm model.

Joint i	θ_i	α_i (rad)	d_i (m)	a_i
1	θ_1	$-\pi/2$	d_1	0
2	θ_2	$-\pi/2$	0	0
3	θ_3	$-\pi/2$	d_3	0
4	θ_4	$\pi/2$	0	0
5	θ_5	$\pi/2$	d_5	0
6	θ_6	$\pi/2$	0	0
7	θ_7	$\pi/2$	d_7	0

be calculated according to the vector relation between the reference plane and arm plane [10].

B. HUMAN MOTION DATASET ACQUISITION AND PREPROCESSING

After the kinematic modeling, the data acquisition system using KINECT V2 (Microsoft, USA) for skeleton tracking

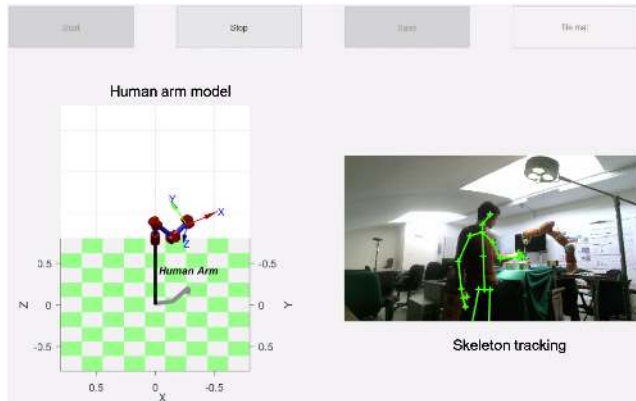


FIGURE 5. Skeleton tracking and human arm model interface using KINECT.

and swivel motion calculation is developed [38]. The acquisition software of the human arm motion is implemented on MATLAB 2018b. As it is shown in Figure 5, the subject is working in the workspace within the range of vision system which is overlaid by the skeleton viewer. When the “Start” button is pressed, the real-time vision system could acquire the joint position coordinates and calculate the joints angles through the geometry relation explained in the human arm model which is capable of representing the same human motion in the video. Meanwhile, it can compute the hand target pose based on Eq. 1. Finally, the saved dataset with 6-D inputs (hand pose) and output (swivel angle) are adopted to train the DNN model for further regression analysis. It should be noticed that the motion-capture experiments of the human arm were performed without considering the robot kinematic parameters. The motion data was collected only considering the right arm of the subject.

C. MODELING USING DEEP CONVERLUTIONAL NEURAL NETWORKS

As it discussed in section I, ANN-based algorithms are the common methods for mapping the nonlinear relationship between the swivel angle and the target pose of the end-effector introduced and solved in nonlinear description [13], [23]. They show a solid performance regardless of the selection of the architecture and activation functions. However, there are some limitations when they are implemented on the real-time application, such as underfitting and time-consuming, due to the simple function structure.

To resolve these issues, we proposed a deep convolutional neural networks (DCNN) structure for reconstruction accuracy enhancement, fast computation and noise robustness. The convolutional network and ReLU function are widely known to be less computationally expensive and robust compared to the rest ANN-based algorithms [39]. Figure 6 shows the details of the DCNN architecture. The inputs are the 6-D task pose of human arm model, namely $X = [x, y, z, \theta_x, \theta_y, \theta_z]$. Where $x, y,$ and z are the Cartesian positions and $\theta_x, \theta_y,$ and θ_z are Euler angles. To improve the

performance of the DCNN model, the inputs are transformed as a 6×3 matrix by

$$X^* = [X; X - \bar{X}; \frac{X - \bar{X}}{\sigma(X)}]; \tag{2}$$

where \bar{X} denotes the average of X and $\sigma(X)$ is the standard deviation of X . The structure of DCNN model includes five convolutional modules. The Conv2D.Module #1 to #3 have 2-D CNN layer with 2×2 filters using three types of window sizes, namely 8, 16, and 32. The Conv1D.Module #4 to #5 are 1-D CNN model with 1×2 filters using the same size (32) of window. Each module has a batch normalization layer and a ReLU function. A dropout layer is adopted to resolve the overfitting [40] and time-consuming [41] problems with 0.5 percentage of dropout parameter. Finally, the output layer consists of a full connection layer and a regression layer with 576 parameters. The mini-batch size is 100 samples and we select adaptive moment estimation(adam) optimizer as the replacement optimization algorithm. The initial learning rate is 0.01, with 0.05 drop factor and 100 drop period.

The regression analysis can be regarded as a supervised machine learning process with the built DCNN model shown in Eq. 3. The aim is to validate the performance of the DCNN model in an online way.

$$\psi_t = f_t(X_t, \Theta) \tag{3}$$

Parameter vector set Θ accounts for all the parameters of DCNN model, including all of the weights ω and bias vectors b in each layer. A nonlinear regression problem aims to find the optimal parameters set Θ by computing the minimum least squares between the predicted value $\hat{\psi}_t$ and the real value ϕ_t as follows:

$$\begin{aligned} \Theta &= \operatorname{argmin}_{\Theta} \sum_{t=1}^n (\hat{\psi}_t - \psi_t)^2 \\ &= \operatorname{argmin}_{\Theta} \|\hat{\psi} - \psi\|_2^2 \end{aligned} \tag{4}$$

After acquiring the DCNN model with optimal parameters, it needs to validate its performance in the testing procedure with a batch learning mechanism by comparing the common regression indexes. The Mean Absolute Error (MAE), Mean Square Error (MSE), and Pearson correlation coefficient (ρ) are widely used for evaluating the results of regression analysis [42] and judging the similarity between predicted and real curves [43] defined as follows:

$$\begin{aligned} \text{MAE} &= \sum_{t=1}^N \frac{|\hat{\psi} - \psi|}{t} \tag{1} \\ \text{MSE} &= \left[\sum_{t=1}^N \left(\frac{\hat{\psi} - \psi}{t} \right)^2 \right] \tag{2} \\ \rho &= \frac{1}{N-1} \sum_{t=1}^N \left(\frac{\hat{\psi}_t - \bar{\hat{\psi}}}{\sigma_{\hat{\psi}}} \right) \left(\frac{\psi_t - \bar{\psi}}{\sigma_{\psi}} \right) \tag{3} \end{aligned} \tag{5}$$

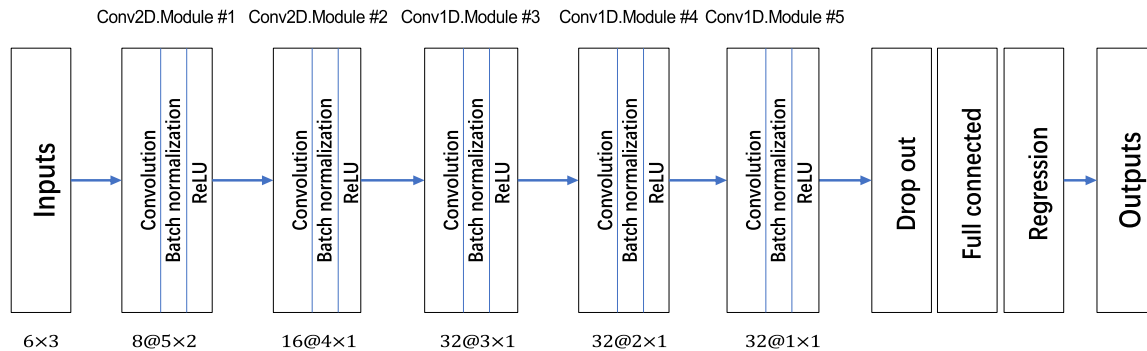


FIGURE 6. The schematic diagram of DCNN model.

where t is the number of observations, $\bar{\hat{\psi}}$ and $\bar{\psi}$ are the average of the predicted values $\hat{\psi}$ and ψ , while $\sigma_{\hat{\psi}}$ and σ_{ψ} are the standard deviation of $\hat{\psi}$ and ψ . The best score for correlation coefficient ρ is 1 and for other measures is 0.

D. ROBOTIC HUMAN-LIKE REDUNDANCY RESOLUTION

To transfer the DCNN model to the robot, a kinematic redundancy optimization solution with the consideration of joint limitations has been proposed in our previous work [10]. Its feasibility has been validated on the real KUKA robot with telemanipulation tasks. The swivel angle ψ is defined by the angle between the reference plane and the actual arm plane. To control the end-effector for tracking task, an interpolation method is introduced so to move towards the final pose $X_f \in \mathbb{R}^6$ smoothly as [44]:

$$X_d = -k(X - X_f) + \dot{X}_f \tag{6}$$

where $k > 0$ is a positive coefficient. $X_d \in \mathbb{R}^6$ is the desired target pose. The target pose of the robot tool and the human-like swivel angle are set as the input and output of the DCNN model. Then, it generates an interpolation strategy based swivel motion trajectory [10]. To reach the desired target pose X_d and the desired swivel motion angle ψ_d , the velocity-based control can be introduced. The main task projection relation between the end-effector’s velocity \dot{X} and the joint velocity \dot{q} can be expressed by:

$$\dot{X} = J\dot{q}_T \tag{7}$$

where $J(q) \in \mathbb{R}^{6 \times 7}$ is the Jacobian matrix from the end-effector to the robot base, which represents a mapping relation between task-space and robot joint velocities \dot{q} . Null-space projection is a general solution to resolve the redundancy of a redundant robot, which can be found as follows:

$$\dot{q} = J^+ \dot{X} + (I - J^+ J) J_E^+ \dot{\psi} u_\psi \tag{8}$$

where $J_E \in \mathbb{R}^{3 \times 4}$ is the Jacobian matrix from the elbow of the robot to the robot base, which represents a mapping relation between swivel motion angle and joint velocities.

And $u_\psi \in \mathbb{R}^{3 \times 1}$ is the velocity director of swivel motion, defined as:

$$u_\psi = \frac{\vec{SE} \times \vec{EW}}{\|\vec{SE} \times \vec{EW}\|} \tag{9}$$

where \vec{SE} is the vector from the shoulder to the elbow of the robot and \vec{EW} is the vector from the elbow to the wrist of the robot, as it is shown in Figure 2. In this paper, we assume that the robot is always far away from the singularity, and its pseudo-inverse matrix J^+ exists. The corresponding redundancy resolution kinematic controller is shown in Figure 8.

III. SYSTEM DEVELOPMENT AND ARCHITECTURE

Figure 7 is the developed system architecture including two parts as follows:

- (1) human motion analysis. After filtering the acquired data from the KINECT V2 equipment and calculating the joints angle, the human arm kinematic model could derive the target pose. Finally, the collected hand pose and its corresponding swivel angle (with 30Hz sample frequency) are utilized to build the DCNN model.
- (2) human-like redundancy resolution control. The established DCNN model could achieve the smooth joints configuration for real-time tracking tasks according to the developed theory of inverse kinematic solution in our previous works [10].

IV. EXPERIMENT AND DEMONSTRATION

To evaluate the effectiveness of DCNN model for human-like redundancy optimization, comparisons are performed with ANN-based and recurrent neural network (RNN) models, such as long-short-term-memory (LSTM). The optimization parameters of LSTM structure are set as follows. The initial learning rate is 0.05 with 0.05 drop factor and 100 drop period. The minimum batch size is 50. We select adaptive moment estimation(adam) optimizer as the replacement optimization algorithm. The acquisition software of the human arm motion is implemented on MATLAB 2018b running on Windows PC with 16.0GB RAM and 2.80GHz Intel core. The final demonstration experiment using KUKA robot is conducted with the saved DCNN model to validate its feasibility.

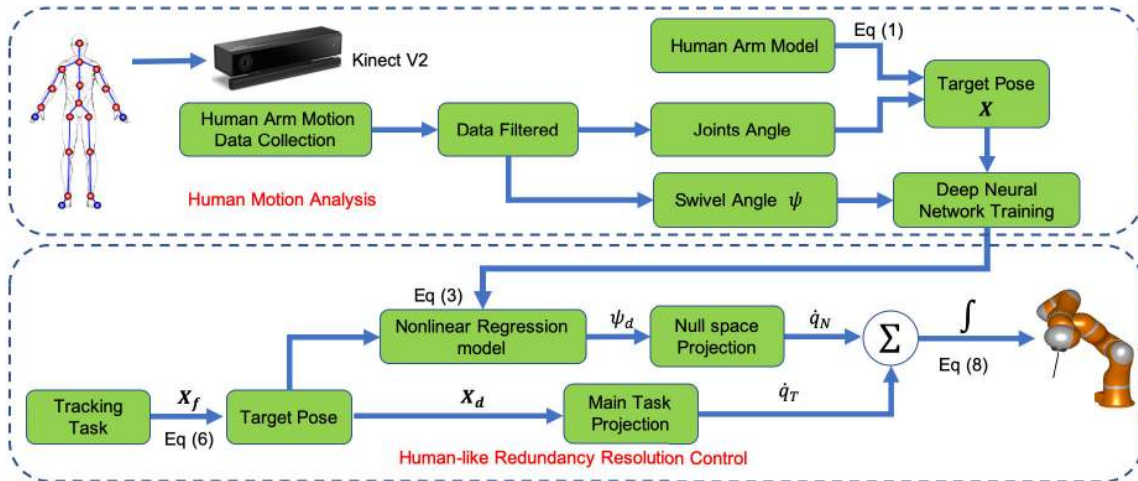


FIGURE 7. The system architecture consists of the human motion analysis module to collect data from KINECT and the human-like redundancy resolution control module to achieve the skeleton tracking control of the robot.

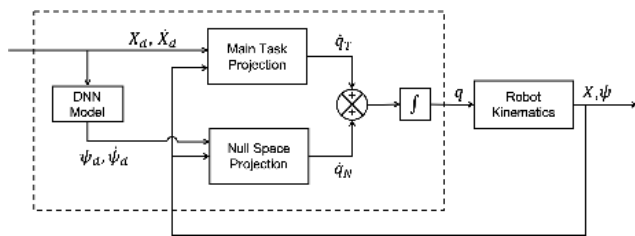


FIGURE 8. A sketch of the redundancy kinematic controller.

A. PERFORMANCE COMPARISONS OF DCNN MODELING

Since the human limb length varies, the D-H parameters is different between the subjects. Moreover, this paper aims to validate the efficiency for training the human-like motion model. Hence, we ignore the difference of limb length and hire one subject for the data acquisition by performing natural reaching motions in the specified cubic task space (surgeons’ hand workspace). The data acquisition is with written informed consent from the subject in accordance with the Declaration of Helsinki. The subject is commanded to stand in front of the table and to perform the hand motion in a cube workspace ($0.21 \times 0.297 \times 0.18 \text{ m}^3$). The workspace is in front of the subject with a distance around 0.2 m , and it is 0.69 m higher than the ground 0.69 m . The detailed geometry information of the motion data set and experimental protocol of the data collection has been described in our previous work [10]. The acquired dataset are divided into the training set (24 trajectories) for building the DCNN model which is comparable with the subject’s motion variability on the swivel trajectory (7700 samples), and the two testing datasets (2 arbitrary movements trajectories) for evaluating the regression performance of DCNN model (each have 1000 samples).

Figure 9 shows the comparative results of MAE, RMSE, correlation coefficient and computational time among DCNN, LSTM, and ANN-based models by evaluating the strong reconstruction of DCNN model. To enhance the

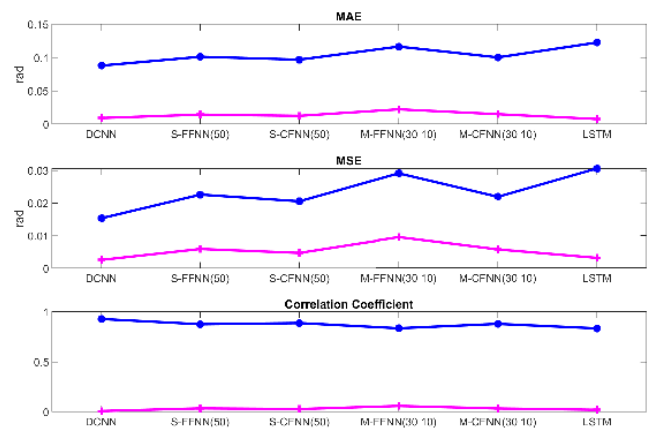


FIGURE 9. The comparison performance among DCNN, ANN-based and LSTM models for reconstructing the training dataset.

experimental effectiveness, two types of ANN-based models (FFNN and Cascade-forward NN (CFNN) network [45]) with single and double hidden layers and two kinds of neurons, i.e., S-FFNN(50), S-CFNN(50), M-FFNN(30 10) and M-CFNN(30 10), are chosen to compare with the DCNN model. For avoiding the overfitting and underfitting, all of the experiments have done 20 times. By comparing the errors (MAE and MSE) and coefficient ρ , the proposed DCNN structure is proved as the best model to reconstruct the training dataset. The average of MAE and MSE are 0.0879 and 0.0154 rad , respectively. They are lower than those obtained by other methods. Meanwhile, the proposed DCNN structure is the most robust model with the lowest standard deviation of errors and coefficient.

The proposed DCNN model could also obtain a faster regression speed than LSTM and ANN-based model. Table 2 displays the comparative average and sum of testing time on the two trajectory tasks. The results prove that the DCNN model is the fastest approach for predicting an output than

TABLE 2. The comparison of online testing time among DCNN, ANN-based, and LSTM models.

Model	Trajectory 1		Trajectory 2	
	\bar{ct}	$\sum(ct)$	\bar{ct}	$\sum(ct)$
DCNN	0.0038 ± 0.0001	3.83 ± 0.01	0.0038 ± 0.0001	3.84 ± 0.07
S-FFNN(50) [10]	0.0064 ± 0.0001	6.39 ± 0.02	0.0065 ± 0.0001	6.51 ± 0.05
S-CFNN(50) [46]	0.0064 ± 0.0002	6.41 ± 0.03	0.0065 ± 0.0001	6.53 ± 0.06
M-FFNN([30 10]) [47]	0.0068 ± 0.0001	6.83 ± 0.02	0.0069 ± 0.0001	6.93 ± 0.06
M-CFNN([30 10]) [45]	0.0079 ± 0.0001	7.90 ± 0.02	0.0080 ± 0.0001	8.01 ± 0.08
LSTM [48]	0.0098 ± 0.0002	9.83 ± 0.54	0.0098 ± 0.0001	9.81 ± 0.08

TABLE 3. The comparative results among DCNN, ANN-based, and LSTM models for evaluating noise robustness.

Data set No.	Model	MAE (rad)		MSE (rad)	
		10dB	40dB	10dB	40dB
Trajectory 1	DCNN	0.1974 ± 0.01	0.2089 ± 0.01	0.0538 ± 0.01	0.0594 ± 0.01
	S-FFNN(50) [10]	0.2336 ± 0.02	0.2270 ± 0.01	0.0796 ± 0.01	0.0702 ± 0.01
	S-CFNN(50) [46]	0.2268 ± 0.02	0.2184 ± 0.02	0.0719 ± 0.01	0.0648 ± 0.01
	M-FFNN([30 10]) [47]	0.2258 ± 0.02	0.2191 ± 0.02	0.0700 ± 0.01	0.0646 ± 0.01
	M-CFNN([30 10]) [45]	0.2241 ± 0.02	0.2182 ± 0.02	0.0693 ± 0.01	0.0652 ± 0.01
	LSTM [48]	0.2225 ± 0.02	0.2543 ± 0.02	0.0663 ± 0.01	0.0937 ± 0.01
Trajectory 2	DCNN	0.2619 ± 0.02	0.2536 ± 0.02	0.1077 ± 0.01	0.0986 ± 0.01
	S-FFNN(50) [10]	0.3021 ± 0.03	0.2851 ± 0.02	0.1364 ± 0.01	0.1222 ± 0.01
	S-CFNN(50) [46]	0.2803 ± 0.02	0.2800 ± 0.02	0.1195 ± 0.01	0.1173 ± 0.01
	M-FFNN([30 10]) [47]	0.2794 ± 0.02	0.2786 ± 0.01	0.1158 ± 0.01	0.1150 ± 0.01
	M-CFNN([30 10]) [45]	0.2817 ± 0.03	0.2842 ± 0.03	0.1195 ± 0.01	0.1198 ± 0.01
	LSTM [48]	0.3004 ± 0.03	0.3094 ± 0.01	0.1305 ± 0.01	0.1516 ± 0.01

the other methods. It only needs 0.0038 seconds to output a result and 3.83 seconds to predict all of the 1000 results.

Figure 10 shows the prediction values of DCNN model on the training and two testing datasets. The top picture describes the predicted and observed curves (7700 samples) in the training process with a lower predictive error, while the last two pictures display the same curves working on the two testing datasets.

The DCNN model is proved as a noise robustness approach. In a dynamic environment, various noises decrease regression accuracy. For the experiment, we add 10dB and 40 dB into the two testing datasets. Table 3 shows the comparison errors (MAE and MSE) on both trajectory datasets. The proposed DCNN structure obtains the lowest errors than the other methods which are labeled by bold numbers.

B. DEMONSTRATION OF HUMAN-LIKE REDUNDANCY OPTIMIZATION USING DCNN MODEL

After the validation of the performance of DCNN in the human-like model training, we demonstrate the human-like redundancy optimization using the built DNN model on the

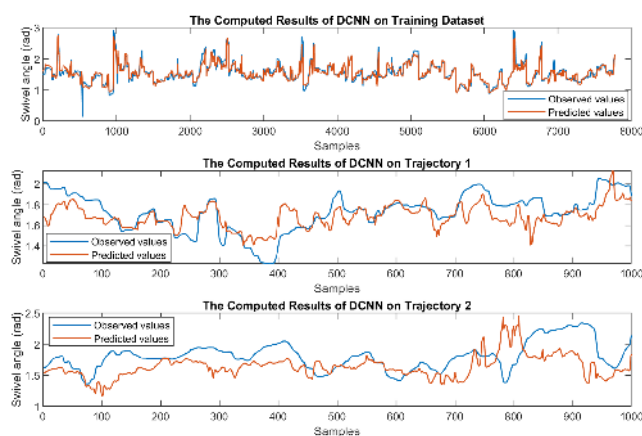


FIGURE 10. The observed and predicted swivel angles on the training and two trajectories computed by DCNN model.

KUKA robot. The robot pose is calculated based on an interpolation algorithm and it is used as the input of DCNN model. Then the trained model predicts the human-like swivel angle. The developed inverse kinematic mapping strategy in our previous works [10] is introduced to get the joints solution.




FIGURE 11. Human-like motion demonstration of KUKA LWR4+.

As it is shown in Figure 11, with the trained model, the robotic arm can replicate human kinematics strategies for performing tracking task, achieving human-like arm posture during the manipulation of a task.

V. CONCLUSION AND FUTURE WORK

This paper proposed a novel deep convolutional neural network structure (DCNN) in human-like redundancy optimization for anthropomorphic manipulators. It features with reconstruction accuracy enhancement, fast computation and noise robustness. Finally, we validated the human-like redundancy optimization control of a 7 DoFs anthropomorphic robot arm (LWR4+, KUKA, Germany) using the trained DCNN model. As a demonstration, the anthropomorphic manipulator control using the DCNN model is presented with human-like behavior. The experiments prove that DCNN model not only could acquire a higher reconstruction accuracy than ANN-based and LSTM models, but also cost less time to predict the results. Meanwhile, the DCNN model has powerful noise robustness than the other methods (shown in table 3). Although it can get a better model by adjusting the parameters of ANN-based and LSTM models, the proposed DCNN model shows promising noise robustness against a wide range of noise even. The joints position and speed limitation have also been taken into account in the human-like redundancy optimization. The experiments have been conducted on LWR4+ simulator to verify the performance of the proposed algorithm. Results show that the robot can achieve human-like behavior and is feasible for control. The online redundancy method is generalizable, can be applied in a wide variety of anthropomorphic robot arms with similar Kinematic structure.

However, further works will involve more subjects and more trajectories with different geometries for the general model validation. Also the improved human-robot impedance control [49] will be utilized to enhance the safety of human-robot interaction instead of rigid kinematic control.

REFERENCES

- [1] Y. He, B. Zhao, X. Hou, P. Gao, Y. Hu, and P. Zhang, "An assistant robot system for sinus surgery," *J. Med. Devices*, vol. 10, no. 3, pp. 30923–30925, 2016.

- [2] O. Mohareri and S. Salcudean, "da Vinci auxiliary arm as a robotic surgical assistant for semi-autonomous ultrasound guidance during robot-assisted laparoscopic surgery," in *Proc. 7th Hamlyn Symp. Med. Robot.*, Jul. 2014, pp. 45–46.
- [3] M. C. Hoang, V. H. Le, J. Kim, E. Choi, B. Kang, J.-O. Park, and C.-S. Kim, "Untethered robotic motion and rotating blade mechanism for actively locomotive biopsy capsule endoscope," *IEEE Access*, vol. 7, pp. 93364–93374, 2019.
- [4] J. Kim, P. B. Nguyen, B. Kang, E. Choi, J.-O. Park, and C.-S. Kim, "A novel tip-positioning control of a magnetically steerable guidewire in sharply curved blood vessel for percutaneous coronary intervention," *Int. J. Control, Automat. Syst.*, vol. 17, no. 8, pp. 2069–2082, Aug. 2019.
- [5] S. Coradeschi, H. Ishiguro, M. Asada, S. C. Shapiro, M. Thielscher, C. Breazeal, M. H. Ishida, and J. Mataric, "Human-inspired robots," *IEEE Intell. Syst.*, vol. 21, no. 4, pp. 74–85, Jul./Aug. 2006.
- [6] R. C. Arkin and L. Moshkina, "Affect in human-robot interaction," Georgia Inst. Technol., Atlanta, GA, USA, Tech. Rep. 28, 2014, pp. 1–10.
- [7] E. Beretta, E. De Momi, F. R. Y. Baena, and G. Ferrigno, "Adaptive hands-on control for reaching and targeting tasks in surgery," *Int. J. Adv. Robot. Syst.*, vol. 12, no. 5, p. 50, 2015.
- [8] A. Atawneh, D. Papageorgiou, and Z. Doulgeri, "Reaching for redundant arms with human-like motion and compliance properties," *Robot. Auton. Syst.*, vol. 62, no. 12, pp. 1731–1741, Dec. 2014.
- [9] B. Huang, Z. Li, X. Wu, A. Ajoudani, A. Bicchi, and J. Liu, "Coordination control of a dual-arm exoskeleton robot using human impedance transfer skills," *IEEE Trans. Syst., Man, Cybern. Syst.*, vol. 49, no. 5, pp. 954–963, May 2017.
- [10] H. Su, N. Enayati, L. Vantadori, A. Spinoglio, G. Ferrigno, and E. De Momi, "Online human-like redundancy optimization for tele-operated anthropomorphic manipulators," *Int. J. Adv. Robot. Syst.*, vol. 15, no. 6, Dec. 2018, Art. no. 1729881418814695.
- [11] A. D. Dragan and S. S. Srinivasa, "Familiarization to robot motion," in *Proc. 9th ACM/IEEE Int. Conf. Hum.-Robot Interact. (HRI)*, Mar. 2014, pp. 366–373.
- [12] S. Kim, C. Kim, and J. H. Park, "Human-like arm motion generation for humanoid robots using motion capture database," in *Proc. IEEE/RSJ Int. Conf. Intell. Robots Syst.*, Oct. 2006, pp. 3486–3491.
- [13] A. M. Zanchettin, P. Rocco, L. Bascetta, I. Symeonidis, and S. Peldschus, "Kinematic analysis and synthesis of the human arm motion during a manipulation task," in *Proc. IEEE Int. Conf. Robot. Automat.*, May 2011, pp. 2692–2697.
- [14] P. K. Artemiadis, P. T. Katsiaris, and K. J. Kyriakopoulos, "A biomimetic approach to inverse kinematics for a redundant robot arm," *Auton. Robots*, vol. 29, nos. 3–4, pp. 293–308, Nov. 2010.
- [15] A. M. Zanchettin, L. Bascetta, and P. Rocco, "Achieving humanlike motion: Resolving redundancy for anthropomorphic industrial manipulators," *IEEE Robot. Automat. Mag.*, vol. 20, no. 4, pp. 131–138, Dec. 2013.
- [16] A. Ajoudani, "Natural redundancy resolution in dual-arm manipulation using cds control," in *Transferring Human Impedance Regulation Skills to Robots*. Cham, Switzerland: Springer, 2016, pp. 61–73.
- [17] W. Liu, D. Chen, and J. J. Steil, "Analytical inverse kinematics solver for anthropomorphic 7-DOF redundant manipulators with human-like configuration constraints," *J. Intell. Robot. Syst.*, vol. 86, no. 1, pp. 63–79, 2017.
- [18] C. Yang, P. Liang, A. Ajoudani, Z. Li, and A. Bicchi, "Development of a robotic teaching interface for human to human skill transfer," in *Proc. IEEE/RSJ Int. Conf. Intell. Robots Syst. (IROS)*, Oct. 2016, pp. 710–716.
- [19] H. Su, J. Sandoval, P. Vieyres, G. Poisson, G. Ferrigno, and E. De Momi, "Safety-enhanced collaborative framework for tele-operated minimally invasive surgery using a 7-DoF torque-controlled robot," *Int. J. Control, Automat. Syst.*, vol. 16, no. 6, pp. 2915–2923, 2018.
- [20] C. Lamperti, A. M. Zanchettin, and P. Rocco, "A redundancy resolution method for an anthropomorphic dual-arm manipulator based on a musculoskeletal criterion," in *Proc. IEEE/RSJ Int. Conf. Intell. Robots Syst. (IROS)*, Sep./Oct. 2015, pp. 1846–1851.
- [21] Z. Li, C.-Y. Su, G. Li, and H. Su, "Fuzzy approximation-based adaptive backstepping control of an exoskeleton for human upper limbs," *IEEE Trans. Fuzzy Syst.*, vol. 23, no. 3, pp. 555–566, Jun. 2015.
- [22] Z. Li, S. Xiao, S. S. Ge, and H. Su, "Constrained multilegged robot system modeling and fuzzy control with uncertain kinematics and dynamics incorporating foot force optimization," *IEEE Trans. Syst., Man, Cybern., Syst.*, vol. 46, no. 1, pp. 1–15, Jan. 2016.
- [23] A. M. Zanchettin, L. Bascetta, and P. Rocco, "Acceptability of robotic manipulators in shared working environments through human-like redundancy resolution," *Appl. Ergonom.*, vol. 44, no. 6, pp. 982–989, Nov. 2013.

- [24] S. Li, M. Zhou, and X. Luo, "Modified primal-dual neural networks for motion control of redundant manipulators with dynamic rejection of harmonic noises," *IEEE Trans. Neural Netw. Learn. Syst.*, vol. 29, no. 10, pp. 4791–4801, Oct. 2018.
- [25] S. Li, Z. Shao, and Y. Guan, "A dynamic neural network approach for efficient control of manipulators," *IEEE Trans. Syst., Man, Cybern. Syst.*, vol. 49, no. 5, pp. 932–941, May 2017.
- [26] H. J. Motulsky and L. A. Ransnas, "Fitting curves to data using nonlinear regression: A practical and nonmathematical review," *FASEB J.*, vol. 1, no. 5, pp. 365–374, Nov. 1987.
- [27] S. Greenland, "Dose-response and trend analysis in epidemiology: Alternatives to categorical analysis," *Epidemiology*, vol. 6, no. 4, pp. 356–365, Jul. 1995.
- [28] H. Ichimura, "Semiparametric least squares (SLS) and weighted SLS estimation of single-index models," *J. Econometrics*, vol. 58, no. 1, pp. 71–120, 1993.
- [29] Q. Li and J. S. Racine, *Nonparametric Econometrics: Theory and Practice*. Princeton, NJ, USA: Princeton Univ. Press, 2007.
- [30] S. Li, J. He, Y. Li, and M. U. Rafique, "Distributed recurrent neural networks for cooperative control of manipulators: A game-theoretic perspective," *IEEE Trans. Neural Netw. Learn. Syst.*, vol. 28, no. 2, pp. 415–426, Feb. 2017.
- [31] T. RymARCzyk, "Application of neural reconstruction of tomographic images in the problem of reliability of flood protection facilities," *Maintenance Rel.*, vol. 20, no. 3, pp. 425–434, 2018.
- [32] S. Martin and C. T. M. Choi, "A post-processing method for three-dimensional electrical impedance tomography," *Sci. Rep.*, vol. 7, no. 1, p. 7212, Aug. 2017.
- [33] S. Zernetsch, S. Kohnen, M. Goldhammer, K. Doll, and B. Sick, "Trajectory prediction of cyclists using a physical model and an artificial neural network," in *Proc. IEEE Intell. Vehicles Symp. (IV)*, Jun. 2016, pp. 833–838.
- [34] B. Kalantar, B. Pradhan, S. A. Naghibi, A. Motevalli, and S. Mansor, "Assessment of the effects of training data selection on the landslide susceptibility mapping: A comparison between support vector machine (SVM), logistic regression (LR) and artificial neural networks (ANN)," *Geomatics, Natural Hazards Risk*, vol. 9, no. 1, pp. 49–69, 2018.
- [35] A. Aditian, T. Kubota, and Y. Shinohara, "Comparison of GIS-based landslide susceptibility models using frequency ratio, logistic regression, and artificial neural network in a tertiary region of Ambon, Indonesia," *Geomorphology*, vol. 318, pp. 101–111, Oct. 2018.
- [36] C. Gaz, F. Flacco, and A. De Luca, "Identifying the dynamic model used by the KUKA LWR: A reverse engineering approach," in *Proc. IEEE Int. Conf. Robot. Automat. (ICRA)*, May/Jun. 2014, pp. 1386–1392.
- [37] L. Sciavicco and B. Siciliano, *Modelling and Control of Robot Manipulators*. London, U.K.: Springer-Verlag, 2012.
- [38] O. Patsadu, C. Nukoolkit, and B. Watanapa, "Human gesture recognition using Kinect camera," in *Proc. 9th Int. Conf. Comput. Sci. Softw. Eng. (JCSSE)*, May/Jun. 2012, pp. 28–32.
- [39] H. Ide and T. Kurita, "Improvement of learning for CNN with ReLU activation by sparse regularization," in *Proc. Int. Joint Conf. Neural Netw. (IJCNN)*, May 2017, pp. 2684–2691.
- [40] N. Srivastava, G. Hinton, A. Krizhevsky, I. Sutskever, and R. Salakhutdinov, "Dropout: A simple way to prevent neural networks from overfitting," *J. Mach. Learn. Res.*, vol. 15, no. 1, pp. 1929–1958, 2014.
- [41] Y.-L. Boureau, J. Ponce, and Y. LeCun, "A theoretical analysis of feature pooling in visual recognition," in *Proc. 27th Int. Conf. Int. Conf. Mach. Learn.*, Jun. 2010, pp. 111–118.
- [42] S. Goyal and G. K. Goyal, "Cascade and feedforward backpropagation artificial neural networks models for prediction of sensory quality of instant coffee flavoured sterilized drink," *Can. J. Artif. Intell., Mach. Learn. Pattern Recognit.*, vol. 2, no. 6, pp. 78–82, Aug. 2011.
- [43] P. Ahlgren, B. Jarneving, and R. Rousseau, "Requirements for a cocitation similarity measure, with special reference to Pearson's correlation coefficient," *J. Amer. Soc. Inf. Sci. Technol.*, vol. 54, no. 6, pp. 550–560, 2003.
- [44] H. Su, C. Yang, G. Ferrigno, and E. De Momi, "Improved human–robot collaborative control of redundant robot for teleoperated minimally invasive surgery," *IEEE Robot. Autom. Lett.*, vol. 4, no. 2, pp. 1447–1453, Apr. 2019.
- [45] A. M. Ameen, J. Pasupuleti, T. Khatib, W. Elmenreich, and H. A. Kazem, "Modeling and characterization of a photovoltaic array based on actual performance using cascade-forward back propagation artificial neural network," *J. Sol. Energy Eng.*, vol. 137, no. 4, p. 041010, 2015.
- [46] I. Mohd Yassin, R. Jailani, M. S. A. M. Ali, R. Baharom, A. H. A. Hassan, and Z. I. Rizman, "Comparison between cascade forward and multi-layer perceptron neural networks for narx functional electrical stimulation (FES)-based muscle model," *Int. J. Adv. Sci., Eng. Inf. Technol.*, vol. 7, no. 1, pp. 215–221, 2017.
- [47] A. Rostami, M. A. Anbaz, H. R. E. Gahrooei, M. Arabloo, and A. Bahadori, "Accurate estimation of CO₂ adsorption on activated carbon with multi-layer feed-forward neural network (MLFNN) algorithm," *Egyptian J. Petroleum*, vol. 27, no. 1, pp. 65–73, Mar. 2018.
- [48] T. Ergen and S. S. Kozat, "Efficient Online learning algorithms based on LSTM neural networks," *IEEE Trans. Neural Netw. Learn. Syst.*, vol. 29, no. 8, pp. 3772–3783, Aug. 2018.
- [49] H. Su, J. Sandoval, M. Makhdoomi, G. Ferrigno, and E. De Momi, "Safety-enhanced human-robot interaction control of redundant robot for teleoperated minimally invasive surgery," in *Proc. IEEE Int. Conf. Robot. Automat. (ICRA)*, May 2018, pp. 6611–6616.



HANG SU (S'14) received the M.Sc. degree in control theory and control engineering from the South China University of Technology, Guangzhou, China, in 2015. He is currently pursuing the Ph.D. degree with the Politecnico di Milano, Milan, Italy, working on technologies in tele-operation for surgical robots, as a member of the Medical and Robotic Surgery Group (NEARLab).

He has published several papers in international conference and journals and has been awarded the ICRA 2019 Travel Grant. His main research interest includes control and instrumentation in robot assisted surgery and medical robotics.



WEN QI (S'19) received the M.Sc. degree in control engineering from the South China University of Technology, Guangzhou, China, in 2015. She is currently pursuing the Ph.D. degree with the Politecnico di Milano, Milan, Italy, as a member of the Laboratory of Biomedical Technologies (TBMLab). Her main research interests include machine learning, deep learning, and signal processing algorithms in wearable medical devices.



CHENGUANG YANG (M'10–SM'16) received the Ph.D. degree in control engineering from the National University of Singapore, Singapore, in 2010. He was a Postdoctoral Researcher in human robotics with Imperial College London, London, U.K., from 2009 to 2010.

He is currently a Professor of robotics with Bristol Robotics Laboratory, University of the West of England, Bristol, U.K. His research interests include human robot interaction and intelligent system design. He received the EU Marie Curie International Incoming Fellowship, the U.K. EPSRC UKRI Innovation Fellowship, and the Best Paper Award of the IEEE TRANSACTIONS ON ROBOTICS, and over ten conference Best Paper Awards.



ANDREA ALIVERTI received the M.Sc. degree in electronic engineering and the Ph.D. degree in biomedical engineering from the Politecnico di Milano, Milan, Italy, in 1992 and 1997, respectively, where he is currently a Full Professor with the Department of Electronics, Information, and Bioengineering. He is responsible of Lares (Respiratory Analysis Lab) at the Biomedical Technology Laboratory (TBM-Lab). His main research interests include the bioengineering of the respiratory system, physiological measurements, biomedical instrumentation, and sensors and functional lung imaging.



GIANCARLO FERRIGNO (M'15–SM'15) received the M.Sc. degree in electrical engineering and the Ph.D. degree in bioengineering from the Politecnico di Milano, Milan, Italy.

He is currently the Founder of the Neuroengineering and Medical Robotics Laboratory with the Department of Electronics, Information, and Bioengineering, Politecnico di Milano, in 2008, and a Lecturer of medical robotics. He is also a Full Professor with the Politecnico di Milano. He has been the European Coordinator of three FP7 EU projects on ICT, in which two of them, ROBOCAST (STREP 2008–2010) and ACTIVE (Integrated project 2011–2015) are in the field of the surgical robotics, and MUNDUS (STREP 2010–2013) is in the field of assistive and rehabilitative robotics. He has coauthored 20 articles (ISI Web of Knowledge) in the robotic field, from 2011 to 2014. He is with the JWG9 ISO standard group for surgical robots collateral standard and organized several workshops in the surgical robotics for the last three years.



ELENA DE MOMI (M'15–SM'18) received the M.Sc. and Ph.D. degrees in biomedical engineering from the Politecnico di Milano, Milan, Italy, in 2002 and 2006, respectively.

She is currently an Associate Professor with the Department of Electronics, Information, and Bioengineering. She is a Co-Founder of the Neuroengineering and Medical Robotics Laboratory, in 2008, being responsible for the Medical Robotics Section. She is currently a Publication Co-Chair of ICRA 2019. She is responsible for the lab course in medical robotics and the course on clinical technology assessment of the M.Sc. degree in biomedical engineering with the Politecnico di Milano, and she serves in the board committee of the Ph.D. course in bioengineering. She is currently an Associate Editor of the *Journal of Medical Robotics Research*, the *International Journal of Advanced Robotic Systems*, *Frontiers in Robotics and AI*, and *Medical and Biological Engineering and Computing*. Since 2016, she has been an Associate Editor of the IEEE ICRA, IROS, and BioRob.

• • •