

Deflection of light by black holes and massless wormholes in massive gravity

Kimet Jusufi^{1,2,a}, Nayan Sarkar^{3,b}, Farook Rahaman^{3,c}, Ayan Banerjee^{3,4,d}, Sudan Hansraj^{4,e}

¹ Physics Department, State University of Tetovo, Ilinden Street nn, 1200, Tetovo, Macedonia

² Institute of Physics, Faculty of Natural Sciences and Mathematics, Ss. Cyril and Methodius University, Arhimedova 3, 1000 Skopje, Macedonia

³ Department of Mathematics, Jadavpur University, Kolkata 700032, India

⁴ Astrophysics and Cosmology Research Unit, University of KwaZulu Natal, Private Bag X54001, Durban 4000, South Africa

Received: 28 December 2017 / Accepted: 19 April 2018 / Published online: 28 April 2018

© The Author(s) 2018

Abstract Weak gravitational lensing by black holes and wormholes in the context of massive gravity (Bebronne and Tinyakov, JHEP 0904:100, 2009) theory is studied. The particular solution examined is characterized by two integration constants, the mass M and an extra parameter S namely ‘scalar charge’. These black hole reduce to the standard Schwarzschild black hole solutions when the scalar charge is zero and the mass is positive. In addition, a parameter λ in the metric characterizes so-called ‘hair’. The geodesic equations are used to examine the behavior of the deflection angle in four relevant cases of the parameter λ . Then, by introducing a simple coordinate transformation $r^\lambda = S + v^2$ into the black hole metric, we were able to find a massless wormhole solution of Einstein–Rosen (ER) (Einstein and Rosen, Phys Rev 43:73, 1935) type with scalar charge S . The programme is then repeated in terms of the Gauss–Bonnet theorem in the weak field limit after a method is established to deal with the angle of deflection using different domains of integration depending on the parameter λ . In particular, we have found new analytical results corresponding to four special cases which generalize the well known deflection angles reported in the literature. Finally, we have established the time delay problem in the spacetime of black holes and wormholes, respectively.

1 Introduction

At present independent observations have confirmed that the universe is currently undergoing a phase of accelerated expansion. The observed late time acceleration has been confirmed by data from type Ia Supernovae [3,4], anisotropy in the Cosmic Microwave Background radiation [5] and SDSS [6,7]. To describe the present expansion scenario several models have been proposed so far. Two broad approaches have emerged to account for the observed accelerated expansion. The first is the dark energy proposal with the assumption that nearly 70 % of the total energy-density in the universe may be in the form of negative pressure fluid with the associated density parameter Ω_{DE} of the order of $\Omega_{\text{DE}} \sim 0.70$. One of the simplest candidates generating the dark energy is the cosmological constant, but its characterization has two well-known problems, i.e., fine-tuning and cosmic coincidence. Moreover, there is a severe discrepancy in the observed value of the cosmological constant in contrast with the value predicted by quantum cosmology. Ellis et al. [8,9] proposed the use of the trace-free Einstein equations which effectively treats the cosmological constant as a mere constant of integration. This idea was first proposed by Weinberg [10] and has also gone by the name unimodular gravity [11–13]. Several alternative models have been suggested to incorporate the cosmological constant problems, namely, quintessence [14], tachyon field [15], phantom model [16] and k -essence [17] that also predict cosmic expansion amongst others.

A second approach is that of modified gravity as an alternative to appealing to exotic matter distributions such as dark energy or dark matter. Generalizations of general relativity (GR) appear to avoid introducing matter with nonstandard physical properties and to solve the singularity problem. Modified or extended theories of gravity often require higher dimensional spacetimes. This in itself is no shortcoming as

^a e-mail: kimet.jusufi@unite.edu.mk

^b e-mail: nayan.mathju@gmail.com

^c e-mail: rahaman@associates.iucaa.in

^d e-mail: ayan_7575@yahoo.co.in

^e e-mail: hansrajs@ukzn.ac.za

historically a number of higher dimensional theories have appeared such as Kaluza–Klein theory and the brane world concept. It is debatable whether gravitational interactions are necessarily four dimensional. Indeed if string theory or its generalization M-theory for quantum effects is to be consistent with a theory of gravitation then higher dimensions are necessary. The Einstein–Hilbert action may be modified to include non-linear geometric terms. One of these proposals is the $f(R)$ theory [18–22], as a simple modification of the Einstein–Hilbert Lagrangian density by a general function of the Ricci scalar R . While $f(R)$ theory does have the capacity to explain the late-time expansion of the universe, the theory does possess some difficulties in that ghost terms are manifest in the presence of fourth order derivatives. Of late $f(R)$ theory has been shown to be equivalent to the Brans–Dicke scalar tensor theory. A more natural generalization of general relativity is the Lovelock [23,24] lagrangian postulate in which the action is composed of terms quadratic in the Ricci scalar, Ricci tensor and the Riemann tensor. Remarkably this higher curvature theory generates up to second order derivative terms in the equations of motion and is accordingly ghost-free. To zeroth order the Lovelock polynomial is identical to the cosmological constant, to first order the Einstein action is regained while to second order the action is known as the Gauss–Bonnet action.

In this paper, we consider massive gravity as a modification of GR. These include massive gravitons and have attracted much attention recently. In addition the theory incorporates massive spin-2 particles which have two degrees of freedom. This theory has a rich phenomenology, such as explaining the accelerated expansion of the universe without invoking dark energy. Additionally, the resolution of the hierarchy problem and brane-world gravity scenarios also generate arguments for the existence of massive modes; hence massive gravity as in the Refs. [25,26] emerged. In this direction the pioneer work was done by Fierz and Pauli [27] in the context of linear theory. It is worthwhile to mention that the original theory suffered from the existence of vDVZ (van Dam–Veltman–Zakharov) discontinuity. Later, Vainshtein introduced a well known mechanism [30–32] to resolve the long standing problem of the vDVZ discontinuity by considering a nonlinear framework but this raised another problem of the Fierz and Pauli theory which is known as the Boulware–Deser (BD) [28,29] ghost instability at the non-linear level. In order to avoid such instability, de Rham, Gabadadze and Tolley (dRGT) [33,34] have proposed a new massive gravity theory with an extension of the Fierz–Pauli theory. Recently other versions of massive gravity have been proposed, namely, new massive gravity [35] and bi-gravity [36].

Massive gravity theories are also studied in the astrophysical context. Black hole solutions and their thermodynamical properties have been analyzed in dRGT massive gravity [37–

40]. Katsuragawa et al. [41] devised a neutron star model that demonstrated that massive gravity dynamics deviates only slightly from GR. It was recently proposed by Bebronne and Tinyakov [2] that vacuum spherically-symmetric solutions do exist in massive gravity. The black hole solution depends on the mass M and an extra parameter S which is referred to as the ‘scalar charge’. Additionally, in Ref. [42] the validity of the laws of thermodynamics in massive gravity have been checked for the same black hole solutions. A number of articles on black holes in massive gravity have appeared recently; some solutions have been reported in [43–47].

It is important to understand the deflection of light in the presence of a mass distribution. This becomes an important and effective tool for probing a number of interesting phenomena. As early as 1919 Eddington [48] studied the weak gravitational lensing of the Schwarzschild spacetime. This seminal work initiated the study of gravitational lensing (GL) theory [49–52]. It is also known that in the vicinity of massive compact objects (such as neutron stars or black holes) electromagnetic radiation is generated. The importance of examining light deflection in the weak field limit lies in the ability to probe large-scale structures, as well as exotic matter, wormholes, naked singularity, etc (The reader is referred to the more detailed review in [53–57]). It is thus imperative to investigate the GL effect of black holes in massive gravity and to search for their possible observational signatures in the weak field limit. In contrast to the lensing situation already studied in the literature, we apply the higher curvature Gauss–Bonnet theorem (GTB) [86] to calculate the deflection angle.

It is well known that the deflection of light (i.e. Gravitational lensing) is now one of useful tools to search not only for dark and massive objects, but also wormholes. In recently past, several attempts have been made to calculate the elliptical integral by Virbhadra and Ellis [58,59]. Soon after the Eiroa et al. have studied Riessner–Nordstrom black hole lensing in strong gravitational region [60]. The black hole gravitational lenses have been widely demonstrated in [61–72]. In addition, after the pioneer works by Kim and Cho [79], the gravitational lensing by a negative Arnowitt–Deser–Misner (ADM) mass was studied in [80–85]. As a consequence, several forms of the deflection angle by the Ellis wormhole (particular example of the Morris–Thorne traversable wormhole) have been studied in the strong field limit [73–78]. The computation of the deflection angle in the weak field limit for spherically symmetric static spacetimes may be accomplished through a simple algorithm. Very recently, Werner [87] extended and applied the optical geometry to the case of stationary black holes. Further, under some physically realistic assumptions GBT was used in studies of various astrophysical objects, such as Ellis wormholes by Jusufi [88], wormholes in Einstein–Maxwell-dilaton theory [89–91], black holes with topological defects and deflection

angle for finite distance by Ishihara et al. [88, 98–103]. In Ref. [105], the authors have studied the strong deflection limit from black holes and explored the role of the scalar charge in massive gravity. In the present work, we aim to investigate the deflection angle by black holes and charged wormholes in massive gravity in the weak limit approximation using the optical geometry as well as the geodesic method.

This paper is structured as follows. In Sect. 2 we review the black hole solution in massive gravity. In Sect. 3 we consider the geodesic equations in massive gravity theory and analyse the deflection angle in four special cases. In Sect. 4 we consider the same problem viewed in terms of the Gauss–Bonnet theorem. In Sect. 5 the time delay problem is considered. In Sect. 6 we shall consider deflection of light by wormholes. By applying the GBT of gravitational lensing theory to the optical geometry, we calculate the deflection angle produced by charged and massless wormhole in massive gravity. In Sect. 7 we consider the time delay problem in the context of wormholes. Finally in Sect. 8 we comment on our results.

2 Black hole solution in massive gravity

We commence with a brief discussion about black holes in massive gravity. An action of a four-dimensional massive gravity model which is used in this paper, is given by:

$$S = \int d^4x \sqrt{-g} \left[\frac{R}{16\pi} + \Lambda^4 \mathcal{F}(X, W^{ij}) \right], \tag{1}$$

where R is as usual the scalar curvature and \mathcal{F} is a function of the scalar fields ϕ^i and ϕ^0 , which are minimally coupled to gravity. These scalar fields play the crucial role for spontaneously breaking Lorentz symmetry. Actually, this action in massive gravity can be treated as the low-energy effective theory below the ultraviolet cutoff Λ . The value of Λ is of the order of $\sqrt{m M_{pl}}$, where m is the graviton mass and M_{pl} is the Plank mass. The function \mathcal{F} which depends on two particular combinations of the derivatives of the Goldstone fields, X and W^{ij} , are defined as

$$X = \frac{\partial^0 \phi^i \partial_0 \phi^i}{\Lambda^4}, \tag{2}$$

$$W^{ij} = \frac{\partial^\mu \phi^i \partial_\mu \phi^i}{\Lambda^4} - \frac{\partial^\mu \phi^i \partial_\mu \phi^0 \partial^\nu \phi^j \partial_\nu \phi^0}{\Lambda^4 X}, \tag{3}$$

where the constant Λ has the dimension of mass. From this, one can arrive at the new type of black hole solution, namely, massive gravity black hole (for detailed derivation can be found in [2]). The ansatz for the static spherically symmetric black hole solutions can be written in the following form:

$$ds^2 = -f(r)dt^2 + \frac{dr^2}{f(r)} + r^2 (d\theta^2 + \sin^2 \theta d\varphi^2), \tag{4}$$

where the metric function with the scalar fields are assumed in the following form

$$f(r) = 1 - \frac{2M}{r} - \frac{S}{r^\lambda}, \quad \phi^0 = \Lambda^2(t+h(r)) \quad \text{and} \quad \phi^i = \Lambda^2 x^i, \tag{5}$$

with

$$h(r) = \pm \int \frac{dr}{f(r)} \left[1 - f(r) \left(\frac{S\lambda(\lambda-1)}{12m^2} \frac{1}{r^{\lambda+2}} + 1 \right)^{-1} \right]^{\frac{1}{2}},$$

where M accounts for the gravitational mass of the body and λ is a parameter of the model which depends on the scalar charge S . The presence of the scalar charge represents a modification of the Einstein’s gravitational theory. When $S = 0$ the usual Schwarzschild potential is regained. However, at large distances with positive M the solution (2) has an attractive behavior, whereas with negative M the Newton potential is repulsive at large distances and attractive near the horizon. Our goal is to study the when $M > 0$ and $S > 0$, so that black hole has attractive gravitational potential at all distances and the size of the event horizon is larger than $2M$. Another reason for considering such a solution is that the asymptotic behaviour of the gravitational potential is Newtonian with finite total energy, featuring an asymptotic behavior slower than $1/r$ and generically of the form $1/r^\lambda$. Therefore, the attraction the modified black hole solution exhibits is stronger than that of the usual Schwarzschild black hole due to the presence of “hair λ ”.

3 Geodesic equations

Let us turn our attention to the problem of the deflection angle in massive gravity theory in the framework of the geodesic equations. Recently a new black hole solution in the context of the massive gravity theory was found to be [2]

$$ds^2 = - \left(1 - \frac{2M}{r} - \frac{S}{r^\lambda} \right) dt^2 + \left(1 - \frac{2M}{r} - \frac{S}{r^\lambda} \right)^{-1} dr^2 + r^2 (d\theta^2 + \sin^2 \theta d\varphi^2). \tag{6}$$

This solution does not describe asymptotically flat space in the case $\lambda < 0$. For $\lambda = -2$ the metric coincides with the familiar Schwarzschild de-Sitter spacetime consisting of a constant stress energy tensor in the form of the (positive) cosmological constant [106]. In the present paper we shall focus on the case $\lambda \geq 1$. Immediately it may be recognized that the case $\lambda = 2$ corresponds with the Reissner–Nordström solution for the exterior of a charged perfect fluid sphere. Applying the variational principle to the metric (6) we find the Lagrangian

$$2\mathcal{L} = \left(1 - \frac{2M}{r(s)} - \frac{S}{r^\lambda(s)}\right) \dot{i}^2(s) + \frac{\dot{r}^2(s)}{\left(1 - \frac{2M}{r(s)} - \frac{S}{r^\lambda(s)}\right)} + r^2(s) \left(\dot{\theta}^2(s) + \sin^2\theta \dot{\varphi}^2(s)\right). \tag{7}$$

It is worth noting that \mathcal{L} is +1, 0, and -1, for timelike, null, and spacelike geodesics, respectively. Taking the equatorial plane $\theta = \pi/2$, the spacetime symmetries implies two constants of motion, namely l and \mathcal{E} , given as follows

$$p_\varphi = \frac{\partial\mathcal{L}}{\partial\dot{\varphi}} = r(s)^2\dot{\varphi} = l, \tag{8}$$

$$p_t = -\frac{\partial\mathcal{L}}{\partial\dot{t}} = \left(1 - \frac{2M}{r(s)} - \frac{S}{r^\lambda(s)}\right) \dot{t} = \mathcal{E}. \tag{9}$$

To proceed further we need to introduce a new variable, say $u(\varphi)$, which is can be given in terms of the radial coordinate as $r = 1/u(\varphi)$ which yields the identity

$$\frac{\dot{r}}{\dot{\varphi}} = \frac{dr}{d\varphi} = -\frac{1}{u^2} \frac{du}{d\varphi} \tag{10}$$

After some algebraic manipulations one can show that the following relation can be recovered

$$-\frac{\dot{i}^2(s)}{\dot{\varphi}^2(s)} + 2\frac{\dot{i}^2(s)}{\dot{\varphi}^2(s)}Mu + Su^\lambda\frac{\dot{i}^2(s)}{\dot{\varphi}^2(s)} + \left(\frac{du}{d\varphi}\right)^2 \frac{1}{u^4(1 - 2Mu - Su^\lambda)} + \frac{1}{u^2} = 0. \tag{11}$$

On the other hand, from Eqs. (8) and (9) we find

$$\frac{\dot{i}(s)}{\dot{\varphi}(s)} = \frac{\mathcal{E}}{l\left(1 - 2Mu - \frac{S}{u^\lambda}\right)u^2}. \tag{12}$$

Hence we can recast Eq. (11) in terms of the impact parameter b as follows

$$\frac{(2Mu + Su^\lambda - 1)}{b^2\left(1 - 2Mu - \frac{S}{u^\lambda}\right)^2 u^4} + \left(\frac{du}{d\varphi}\right)^2 \frac{1}{u^4(1 - 2Mu - Su^\lambda)} + \frac{1}{u^2} = 0. \tag{13}$$

where b is defined as

$$b = \frac{l}{\mathcal{E}}. \tag{14}$$

We proceed by considering four special cases for different values of the parameter λ in the metric (6).

3.1 Case $\lambda = 1$

To begin, we shall consider the affine parameter along the light rays to be $\mathcal{E} = 1$, therefore one should find the following condition $u_{max} = 1/r_0$, where r_0 gives the distance of the

closest approach. Next, we can evaluate the constant l from Eq. (14) in leading order terms as

$$l = \left(\sqrt{\frac{4MS}{r_0^2} + \frac{S}{r_0} + \frac{2M}{r_0} + 1}\right) r_0. \tag{15}$$

This leads us to the following differential equation

$$\left(\frac{du}{d\varphi}\right)^2 \frac{1}{u^4\mathcal{K}} + \frac{1}{u^4r_0^2\Upsilon^2\mathcal{K}^2} - \frac{2M}{u^3r_0^2\Upsilon^2\mathcal{K}^2} - \frac{S}{r_0^2\Upsilon^2\mathcal{K}^2} - \frac{1}{u^2} = 0, \tag{16}$$

where

$$\mathcal{K} = Su + 2Mu - 1, \tag{17}$$

$$\Upsilon = \frac{4MS}{r_0^2} + \frac{S}{r_0} + \frac{2M}{r_0} + 1. \tag{18}$$

From the above equation we find

$$\frac{d\varphi}{du} = \pm\sqrt{\frac{C_1}{A_1u^3 - C_1u^2 + 1}}, \tag{19}$$

where

$$A_1 = 2M^2S + 4M^2r_0 + 4MS^2 + 4MSr_0 + 2Mr_0^2 + S^2r_0 + Sr_0^2, \tag{20}$$

$$C_1 = 2Mr_0^2 + 4MS + Sr_0 + r_0^2. \tag{21}$$

It is well known that the solution to the above equation in the weak limit can be written as follows [107]

$$\Delta\varphi = \pi + \hat{\alpha}, \tag{22}$$

where $\hat{\alpha}$ is the deflection angle which should be calculated. Moreover, from the above equation the deflection angle is shown to be calculated as follows [107]

$$\hat{\alpha} = 2|\varphi_{u=1/b} - \varphi_{u=0}| - \pi. \tag{23}$$

Using this relation, from Eq. (19) the deflection angle is found to be

$$\hat{\alpha}_{\lambda=1} \simeq \frac{4M}{r_0} + \frac{M^2}{r_0^2} \left(\frac{15\pi}{4} - 4\right) + \frac{2S}{r_0} - \frac{MS}{r_0^2} \left(4 - \frac{15\pi}{4}\right) - \frac{S^2}{r_0^2} \left(1 - \frac{15\pi}{16}\right). \tag{24}$$

Furthermore if we let $S = 0$, we find the Schwarzschild deflection angle with second-order correction terms which is in perfect agreement with [104].

3.2 Case $\lambda = 2$

Our second case will be $\lambda = 2$. Going through the same procedure as in the last example the constant l is found to be

$$l = \left(\sqrt{\frac{4MS}{r_0^3} + \frac{S}{r_0^2} + \frac{2M}{r_0} + 1} \right) r_0. \tag{25}$$

We obtain the following differential equation

$$\left(\frac{du}{d\varphi}\right)^2 \frac{1}{u^4 \mathcal{M}} + \frac{1}{u^4 r_0^2 \Delta^2 \mathcal{M}^2} - \frac{2M}{u^3 r_0^2 \Delta^2 \mathcal{M}^2} - \frac{S}{r_0^2 \Delta^2 \mathcal{M}^2} - \frac{1}{u^2} = 0, \tag{26}$$

where

$$\mathcal{M} = Su^2 + 2Mu - 1, \tag{27}$$

$$\Delta = \frac{4MS}{r_0^3} + \frac{S}{r_0^2} + \frac{2M}{r_0} + 1. \tag{28}$$

From the above equation we get that

$$\frac{d\varphi}{du} = \pm \sqrt{\frac{C_2}{\mathcal{A}_2 u^4 + \mathcal{B}_2 u^3 - C_2 u^2 + r_0}}, \tag{29}$$

where

$$\mathcal{A}_2 = 2MSr_0^2 + Sr_0^3 + 4MS^2 + S^2r_0, \tag{30}$$

$$\mathcal{B}_2 = 4M^2r_0^2 + 2Mr_0^3 + 8M^2S + 2MSr_0, \tag{31}$$

$$C_2 = 2Mr_0^2 + 4MS + Sr_0 + r_0^3. \tag{32}$$

Consequently the deflection angle has the form

$$\hat{\alpha}_{\lambda=2} \simeq \frac{4M}{r_0} + \frac{M^2}{r_0^2} \left(\frac{15\pi}{4} - 4 \right) + \frac{3S\pi}{4r_0^2} + \frac{MS}{r_0^3} \left(14 - \frac{3\pi}{2} \right) + \frac{57\pi S^2}{64r_0^4} \tag{33}$$

Now as a special case we can find the charged black hole deflection angle by simply letting $S = -Q^2$. In that case we find the RN deflection angle

$$\hat{\alpha}_{RN} \simeq \frac{4M}{r_0} + \frac{M^2}{r_0^2} \left(\frac{15\pi}{4} - 4 \right) - \frac{3Q^2\pi}{4r_0^2} - \frac{MQ^2}{r_0^3} \left(14 - \frac{3\pi}{2} \right) + \frac{57\pi Q^4}{64r_0^4} \tag{34}$$

3.3 Case $\lambda = 3$

In a similar way, letting $\lambda = 3$ we found

$$l = \left(\sqrt{\frac{4MS}{r_0^4} + \frac{S}{r_0^3} + \frac{2M}{r_0} + 1} \right) r_0. \tag{35}$$

The differential equation takes the form

$$\left(\frac{du}{d\varphi}\right)^2 \frac{1}{u^4 \mathcal{N}} + \frac{1}{u^4 r_0^2 \Theta \mathcal{N}^2} - \frac{2M}{u^3 r_0^2 \Theta \mathcal{N}^2} - \frac{S}{r_0^2 \Theta \mathcal{N}^2} - \frac{1}{u^2} = 0, \tag{36}$$

where

$$\mathcal{N} = Su^3 + 2Mu - 1, \tag{37}$$

$$\Theta = \frac{4MS}{r_0^4} + \frac{S}{r_0^3} + \frac{2M}{r_0} + 1. \tag{38}$$

From the above equation we find

$$\frac{d\varphi}{du} = \pm \sqrt{\frac{C_3}{\mathcal{A}_3 u^5 + \mathcal{B}_3 u^3 - C_3 u^2 + r_0^2}}, \tag{39}$$

where

$$\mathcal{A}_3 = 2MSr_0^3 + Sr_0^4 + 4MS^2 + S^2r_0, \tag{40}$$

$$\mathcal{B}_3 = 4M^2r_0^3 + 2Mr_0^4 + 8M^2S + 2MSr_0, \tag{41}$$

$$C_3 = 2Mr_0^3 + 4MS + Sr_0 + r_0^4. \tag{42}$$

The deflection angle is given by

$$\hat{\alpha}_{\lambda=3} \simeq \frac{4M}{r_0} + \frac{M^2}{r_0^2} \left(\frac{15\pi}{4} - 4 \right) + \frac{8S}{3r_0^3} + \frac{MS}{r_0^4} \left(10 + \frac{105\pi}{16} \right) + \frac{315\pi S^2}{128r_0^6} \tag{43}$$

3.4 Case $\lambda = 4$

Finally, in our last case we let $\lambda = 4$, it follows

$$l = \left(\sqrt{\frac{4MS}{r_0^5} + \frac{S}{r_0^4} + \frac{2M}{r_0} + 1} \right) r_0. \tag{44}$$

We find the following differential equation

$$\left(\frac{du}{d\varphi}\right)^2 \frac{1}{u^4 \Xi} + \frac{1}{u^4 r_0^2 \zeta \Xi^2} - \frac{2M}{u^3 r_0^2 \zeta \Xi^2} - \frac{S}{r_0^2 \zeta \Xi^2} - \frac{1}{u^2} = 0, \tag{45}$$

where

$$\Xi = Su^4 - 2Mu - 1, \tag{46}$$

$$\zeta = \frac{4MS}{r_0^5} + \frac{S}{r_0^4} + \frac{2M}{r_0} + 1. \tag{47}$$

From the above equation we obtain

$$\frac{d\varphi}{du} = \pm \sqrt{\frac{C_4}{\mathcal{A}_4 u^6 + \mathcal{B}_4 u^3 - C_4 u^2 + r_0^3}}, \tag{48}$$

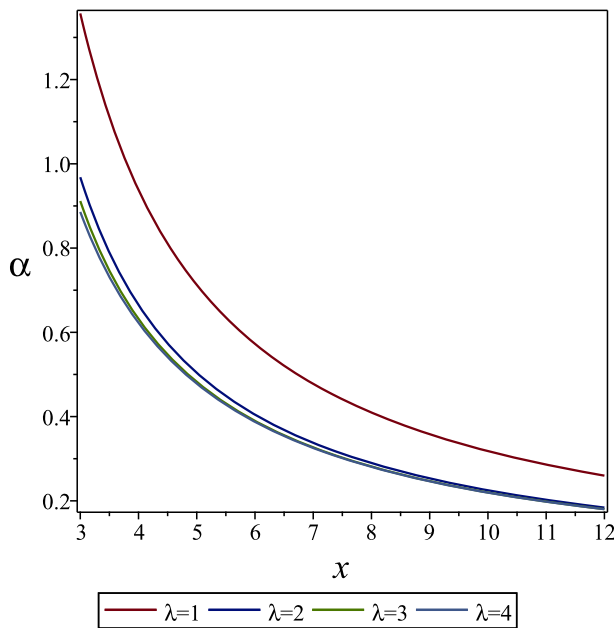


Fig. 1 We plot the deflection angle as a function of $x = r_0/2M$. In the first plot we have chosen $M = 1$ and $S = 0.8$. One can observe that with the increase of λ the deflection angle decreases for fixed value of M and the scalar charge being positive i.e. $S > 0$

where

$$\mathcal{A}_4 = 2MSr_0^4 + Sr_0^5 + 4MS^2 + S^2r_0, \tag{49}$$

$$\mathcal{B}_4 = 4M^2r_0^4 + 2Mr_0^5 + 8M^2S + 2MSr_0, \tag{50}$$

$$\mathcal{C}_4 = 2Mr_0^4 + 4MS + Sr_0 + r_0^5. \tag{51}$$

Expanding in Taylor series and integrating we derive the expression

$$\begin{aligned} \hat{\alpha}_{\lambda=4} \simeq & \frac{4M}{r_0} + \frac{M^2}{r_0^2} \left(\frac{15\pi}{4} - 4 \right) + \frac{15\pi S}{16r_0^4} \\ & + \frac{MS}{r_0^5} \left(\frac{118}{5} - \frac{15\pi}{4} \right) + \frac{1545\pi S^2}{1024r_0^8} \end{aligned} \tag{52}$$

In Figs. (1 and 2) the deflection angle for different parametric values are plotted as a function of $x = r_0/2M$. From Fig. 1, one may observe that deflection angle is monotonic decreasing for fixed value of M with the increase of λ when the scalar charge being positive i.e. $S > 0$. In Fig. 2, we show that deflection angle is monotonic increasing when scalar charge being negative i.e. $S < 0$.

4 Gauss–Bonnet (GB) method

4.1 Gaussian optical curvature

In this subsection we consider null geodesics deflected by a black hole in massive gravity models. We start by considering the optical metric from spacetime metric (6), by choosing

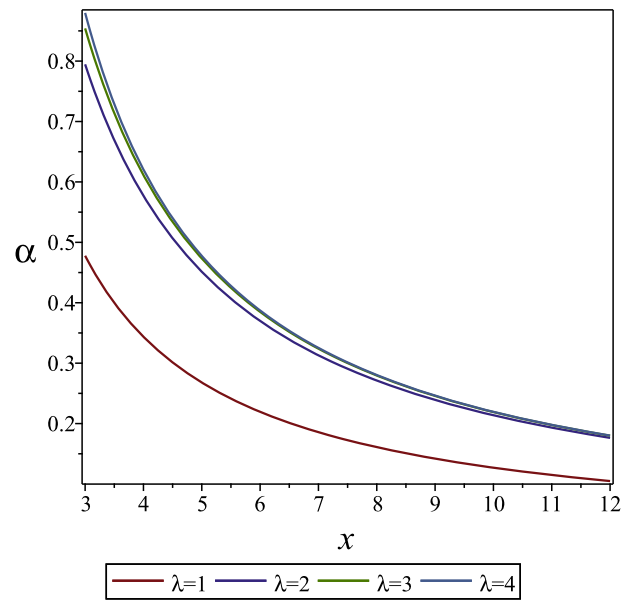


Fig. 2 The plot depicts deflection angle as a function of $x = r_0/2M$, for the values of $M = 1$ and $S = -0.8$. In this case with the increase of λ the deflection angle increases

the null geodesic equations $ds^2 = 0$. In the equatorial plane $\theta = \pi/2$ we find

$$\begin{aligned} dt^2 &= \frac{dr^2}{\left(1 - \frac{2M}{r} - \frac{S}{r^\lambda}\right)^2} + \frac{r^2}{\left(1 - \frac{2M}{r} - \frac{S}{r^\lambda}\right)} d\varphi^2 \\ &\equiv dr^{*2} + (f(r^*))^2 d\varphi^2. \end{aligned} \tag{53}$$

For the following considerations, it is convenient to introduce a radial Regge–Wheeler tortoise coordinate r^* , with a new function $f(r^*)$ as follows:

$$dr^* = \frac{dr}{\left(1 - \frac{2M}{r} - \frac{S}{r^\lambda}\right)}, \tag{54}$$

$$f(r^*) = \frac{r}{\left(1 - \frac{2M}{r} - \frac{S}{r^\lambda}\right)^{\frac{1}{2}}}. \tag{55}$$

This prescription allows us to write the line element of the optical metric in the form

$$dt^2 \equiv g_{ab}^{op} dx^a dx^b = dr^{*2} + f(r^*)^2 d\varphi^2. \tag{56}$$

Using this static coordinates system, it is now clear that the equatorial plane in the optical metric is a surface of revolution when it is embedded, in \mathbb{R}^3 . We utilized the following mathematical formulae to calculate the Gaussian curvature K , of the optical surface as

$$\begin{aligned} K &= -\frac{1}{f(r^*)} \frac{d^2 f(r^*)}{dr^{*2}} \\ &= -\frac{1}{f(r^*)} \left[\frac{dr}{dr^*} \frac{d}{dr} \left(\frac{dr}{dr^*} \right) \frac{df}{dr} + \left(\frac{dr}{dr^*} \right)^2 \frac{d^2 f}{dr^2} \right]. \end{aligned} \tag{57}$$

With the help of Eq. (54) the optical Gaussian curvature may be expressed as (for further review see [86])

$$K = \frac{\lambda(\lambda + 2)S^2}{4r^{2\lambda+2}} + \frac{(\lambda^2 + 2)SM}{r^{\lambda+3}} - \frac{\lambda(\lambda + 1)S}{2r^{\lambda+2}} - M \left(\frac{2}{r^3} - \frac{3M}{r^4} \right). \tag{58}$$

4.2 Deflection angle

Theorem Let \mathcal{S}_R be a non-singular region with boundary $\partial\mathcal{S}_R = \gamma_{g^{op}} \cup \gamma_R$, and let K and κ be the Gaussian optical curvature and the geodesic curvature, respectively. Then GBT reads [86]

$$\iint_{\mathcal{S}_R} K dA + \oint_{\partial\mathcal{S}_R} \kappa dt + \sum_i \theta_i = 2\pi \chi(\mathcal{S}_R), \tag{59}$$

in which θ_i are the exterior angles at the i th vertex. In our setup, however, the Euler characteristic is $\chi(\mathcal{S}_R) = 1$ due to the fact that we consider a non-singular domain outside of the light ray. It is worth noting that for a singular domain we have $\chi(\mathcal{S}_R) = 0$.

Furthermore, for computing the deflection angle of light, we need first to compute the geodesic curvature in terms of the following relation

$$\kappa = g^{op} (\nabla_{\dot{\gamma}} \ddot{\gamma}, \dot{\gamma}). \tag{60}$$

In doing so we should take into account the unit speed condition which is stated as follows $g^{op}(\dot{\gamma}, \dot{\gamma}) = 1$, with $\ddot{\gamma}$ being the unit acceleration vector. Next, if we simply allow $R \rightarrow \infty$, one can show that our two jump angles ($\theta_{\mathcal{O}}, \theta_{\mathcal{S}}$) yield $\pi/2$. Put it differently, if we take the total sum of our jump angles at \mathcal{S} and \mathcal{O} , we find $\theta_{\mathcal{O}} + \theta_{\mathcal{S}} \rightarrow \pi$ [86]. It follows from the simple geometry that $\kappa(\gamma_{g^{op}}) = 0$ due to the simple fact that $\gamma_{g^{op}}$ is a geodesic. Hence we are left with the following relation

$$\kappa(\gamma_R) = |\nabla_{\dot{\gamma}_R} \dot{\gamma}_R|, \tag{61}$$

in which $\gamma_R := r(\varphi) = R = \text{constant}$. In this way, one is left with the following non-zero radial part

$$(\nabla_{\dot{\gamma}_R} \dot{\gamma}_R)^r = \dot{\gamma}_R^\varphi (\partial_\varphi \dot{\gamma}_R^r) + \tilde{\Gamma}_{\varphi\varphi}^r (\dot{\gamma}_R^\varphi)^2, \tag{62}$$

note that $\tilde{\Gamma}_{\varphi\varphi}^r$ is the Christoffel symbol associated with the optical metric geometry. While is clear that the first term in this equation must vanish, we can calculate the second term via the condition $\tilde{g}_{\varphi\varphi} \dot{\gamma}_R^\varphi \dot{\gamma}_R^\varphi = 1$. Finally we find

$$\begin{aligned} \lim_{R \rightarrow \infty} \kappa(\gamma_R) &= \lim_{R \rightarrow \infty} |\nabla_{\dot{\gamma}_R} \dot{\gamma}_R|, \\ &\rightarrow \frac{1}{R}. \end{aligned} \tag{63}$$

But for very large radial distance Eq. (53), suggest that

$$\begin{aligned} \lim_{R \rightarrow \infty} dt &= \lim_{R \rightarrow \infty} \left[\frac{R}{\left(1 - \frac{2M}{R} - \frac{S}{R^\lambda}\right)^{1/2}} \right] d\varphi \\ &\rightarrow R d\varphi, \end{aligned} \tag{64}$$

provided that $\lambda > 0$. From GBT we find

$$\iint_{\mathcal{S}_R} K dA + \oint_{\gamma_R} \kappa dt \stackrel{R \rightarrow \infty}{=} \iint_{\mathcal{S}_\infty} K dA + \int_0^{\pi+\hat{\alpha}} d\varphi = \pi, \tag{65}$$

where the surface element is given by $dA = \sqrt{\det g^{op}} dr^* d\varphi$. It is clear now that we should integrate over the domain \mathcal{S}_∞ to find the deflection angle. This the deflection angle is found to be

$$\hat{\alpha}^{GB} = - \int_0^\pi \int_{r_\gamma}^\infty K \sqrt{\det g^{op}} dr^* d\varphi. \tag{66}$$

One can now compute the deflection angle by choosing the light ray as $r(\varphi) = b/\sin \varphi$. However, this equation corresponds to the straight-line approximation and gives the correct result only for the linear terms in the deflection angle. In this paper, we will make use of the following choice for the light ray which is a solution of our geodesic equation (13):

$$\begin{aligned} \frac{1}{r_\gamma} &= \frac{\sin(\varphi)}{b} + \frac{1}{2} \frac{M(3 + \cos(2\varphi))}{b^2} \\ &+ \frac{1}{16} \frac{M^2(37 \sin(\varphi) + 30(\pi - 2\varphi)\cos(\varphi) - 3 \sin(3\varphi))}{b}. \end{aligned} \tag{67}$$

Let us now elaborate on the following special cases:

4.2.1 $\lambda = 1$

Let us first calculate the Gaussian optical curvature from Eq. (58) in the case when $\lambda = 1$. One can easily find that

$$K_{\lambda=1} \simeq -\frac{2M + S}{r^3} + \frac{(3S + 6M)(2M + S)}{4r^4}. \tag{68}$$

Substituting into Eq. (66) generates the value of the deflection angle in terms of the integral

$$\hat{\alpha}_{\lambda=1}^{GB} = - \int_0^\pi \int_{r_\gamma}^\infty \left(-\frac{2M+S}{r^3} + \frac{(3S+6M)(2M+S)}{4r^4} \right) \sqrt{\det g^{op}} dr^* d\varphi. \tag{69}$$

In order to evaluate the above integral note that

$$\sqrt{\det g^{op}} dr^* = \frac{r dr}{\left(1 - \frac{2M}{r} - \frac{S}{r}\right)^{3/2}} \tag{70}$$

and expanding in a Taylor series the previous equation results in the expression

$$\sqrt{\det g^{op}} dr^* = r dr \left[1 + \frac{3M}{r} + \frac{15M^2}{2r^2} + \left(\frac{3}{2r} + \frac{15M}{2r^2} \right) S + \dots \right] \tag{71}$$

Using the above result for the deflection angle we find

$$\hat{\alpha}_{\lambda=1}^{GB} \simeq \frac{4M}{b} + \frac{15M^2\pi}{4b^2} + \frac{2S}{b} + \frac{9\pi MS}{4b^2} + \frac{3\pi S^2}{16b^2}. \tag{72}$$

On the other hand we can use the relation (15) to express the last result in terms of the minimal distance r_0 in terms of the impact parameter

$$\frac{1}{b} = \frac{1}{r_0} \left(1 - \frac{M}{r_0} - \frac{S}{2r_0} + \dots \right) \tag{73}$$

Consequently the deflection angle takes the form

$$\hat{\alpha}_{\lambda=1}^{GB} \simeq \frac{4M}{r_0} + \frac{M^2}{r_0^2} \left(\frac{15\pi}{4} - 4 \right) + \frac{2S}{r_0} - \frac{S^2}{r_0^2} \left(1 - \frac{3\pi}{16} \right). \tag{74}$$

Thus we have shown that by modifying the integration domain our result is in perfect agreement up to the second order in M , and agrees only in the linear term in S . In order to find the exact result including the second order terms in S we have to modify the equation for the light ray (65). However this goes beyond the scope of this paper.

4.2.2 $\lambda = 2$

Let us substitute this equation into Eq. (66) then we find that the deflection angle is given in terms of the following integral

$$\hat{\alpha}_{\lambda=2} = - \int_0^\pi \int_{r_\gamma}^\infty \left(-2\frac{M}{r^3} + \frac{3M^2-3S}{r^4} + 6\frac{MS}{r^5} + 2\frac{S^2}{r^6} \right) \sqrt{\det g^{op}} dr^* d\varphi. \tag{75}$$

where

$$\sqrt{\det g^{op}} dr^* = r dr \left[1 + \frac{3M}{r} + \frac{15M^2}{2r^2} + \left(\frac{3}{2r^2} + \frac{15M}{2r^3} \right) S + \dots \right] \tag{76}$$

The deflection angle in terms of the impact factor is found to be

$$\hat{\alpha}_{\lambda=2}^{GB} \simeq \frac{4M}{b} + \frac{15M^2\pi}{4b^2} + \frac{3\pi S}{4b^2} + \frac{32MS}{3b^3} + \frac{15\pi S^2}{64b^4}. \tag{77}$$

As already noted, the disagreement in the last two terms is to be expected due to the integration domain. Finally, neglecting these terms and letting $S = -Q^2$, if we expand (25) in series form the last result we recover Eq. (34) up to the second order terms in M and Q .

4.2.3 $\lambda = 3$

Let us substitute this equation into Eq. (66) then we find that the deflection angle is given in terms of the following integral

$$\hat{\alpha}_{\lambda=3} = - \int_0^\pi \int_{r_\gamma}^\infty \left(3\frac{M^2}{r^4} - 2\frac{M}{r^3} + 11\frac{MS}{r^6} - 6\frac{S}{r^5} + \frac{15S^2}{4r^8} \right) \sqrt{\det g^{op}} dr^* d\varphi. \tag{78}$$

where

$$\sqrt{\det g^{op}} dr^* = r dr \left[1 + \frac{3M}{r} + \frac{15M^2}{2r^2} + \left(\frac{3}{2r^3} + \frac{15M}{2r^4} \right) S + \dots \right] \tag{79}$$

The deflection angle has the form

$$\hat{\alpha}_{\lambda=3}^{GB} \simeq \frac{4M}{b} + \frac{15M^2\pi}{4b^2} + \frac{8S}{3b^3} + \frac{75\pi MS}{16b^4} + \frac{35\pi S^2}{128b^6}. \tag{80}$$

Hence in a similar way using Eq. (35) we recover Eq. (43) up to the second order in M , but in leading order in S .

4.2.4 $\lambda = 4$

Let us substitute this equation into Eq. (66) then we find that the deflection angle is given in terms of the following integral

$$\hat{\alpha}_{\lambda=4} = - \int_0^\pi \int_{r_\gamma}^\infty \left(-2\frac{M}{r^3} + 3\frac{M^2}{r^4} - 10\frac{S}{r^6} + 18\frac{MS}{r^7} + 6\frac{S^2}{r^{10}} \right) \sqrt{\det g^{op}} dr^* d\varphi. \tag{81}$$

where

$$\sqrt{\det g^{op}} dr^* = r dr \left[1 + \frac{3M}{r} + \frac{15M^2}{2r^2} + \left(\frac{3}{2r^4} + \frac{15M}{2r^5} \right) S + \dots \right] \tag{82}$$

The deflection angle is given by

$$\hat{\alpha}_{\lambda=4}^{GB} \simeq \frac{4M}{b} + \frac{15M^2\pi}{4b^2} + \frac{15\pi S}{16b^4} + \frac{96MS}{5b^5} + \frac{315\pi S^2}{1024}. \tag{83}$$

Or, after we use Eq. (44) the deflection angle in terms of the distance of the closest approach reads

$$\hat{\alpha}_{\lambda=4}^{GB} \simeq \frac{4M}{r_0} + \frac{M^2}{r_0^2} \left(\frac{15\pi}{4} - 4 \right) + \frac{15\pi S}{16r_0^4}. \tag{84}$$

5 Time delay

We analyze here the time delay due to the massive gravitational field of the black hole solution. Suppose that two photons emitted at the same time but follow different paths to reach the observer. They will take two different times to reach the observer and this time difference is called the *time delay*. It is important to discuss the time delays between lensed multiple images which is directly related to determining the Hubble constant H_0 and was first pointed out by Refsdal [108].

We consider light propagation in a static spherically symmetric spacetime given by the line element

$$ds^2 = -A(r)dt^2 + B(r)dr^2 + C(r)(d\theta^2 + \sin^2\theta d\phi^2). \tag{85}$$

The time delay of a light signal passing through the gravitational field of this configuration is express as

$$\begin{aligned} \Delta T = & 2 \int_{r_0}^{r_1} \left[\frac{1}{\sqrt{\left[\frac{A(r)}{B(r)} - \frac{A^2(r)}{B(r)C(r)} \frac{C(r_0)}{A(r_0)} \right]}} - \frac{1}{\sqrt{\left[1 - \frac{r_0^2}{r^2} \right]}} \right] dr \\ & + 2 \int_{r_0}^{r_2} \left[\frac{1}{\sqrt{\left[\frac{A(r)}{B(r)} - \frac{A^2(r)}{B(r)C(r)} \frac{C(r_0)}{A(r_0)} \right]}} - \frac{1}{\sqrt{\left[1 - \frac{r_0^2}{r^2} \right]}} \right] dr, \end{aligned} \tag{86}$$

where r_1 and r_2 are distances of the observer and the source from the configuration and r_0 is the closest approach to the configuration. With help of this algorithm we will calculate the time delay due to the massive gravitational field of the black hole. Let r_e and r_s be distances of the observer (Earth)

and the source from the black hole respectively. Further r_0 is the closest approach to the black hole.

Therefore, the total time required for a light signal passing through the gravitational field of the black hole to go from the observer (Earth) to the source and back after reflection from the source is given by the following equation [107].

$$T_{e,s} = 2 [t(r_e, r_0) + t(r_s, r_0)], \tag{87}$$

where

$$\begin{aligned} t(r_e, r_0) = & \int_{r_0}^{r_e} \left(1 - \frac{2M}{r} - \frac{S}{r^\lambda} \right)^{-1} \\ & \times \left(1 - \frac{\left(1 - \frac{M}{r} - \frac{S}{r^\lambda} \right) r_0^2}{\left(1 - \frac{M}{r_0} - \frac{S}{r_0^\lambda} \right) r^2} \right)^{-\frac{1}{2}} dr, \end{aligned} \tag{88}$$

and

$$\begin{aligned} t(r_s, r_0) = & \int_{r_0}^{r_s} \left(1 - \frac{2M}{r} - \frac{S}{r^\lambda} \right)^{-1} \\ & \times \left(1 - \frac{\left(1 - \frac{M}{r} - \frac{S}{r^\lambda} \right) r_0^2}{\left(1 - \frac{M}{r_0} - \frac{S}{r_0^\lambda} \right) r^2} \right)^{-\frac{1}{2}} dr, \end{aligned} \tag{89}$$

for our considered metric, given in the Eq. (6).

Considering the approximations (as $r_e, r_s, r_0 \gg 2M$) the integrand of these expressions

$$\alpha = \left(1 - \frac{2M}{r} - \frac{S}{r^\lambda} \right)^{-1} \left(1 - \frac{\left(1 - \frac{M}{r} - \frac{S}{r^\lambda} \right) r_0^2}{\left(1 - \frac{M}{r_0} - \frac{S}{r_0^\lambda} \right) r^2} \right)^{-\frac{1}{2}} \tag{90}$$

assume the form

$$\begin{aligned} \alpha \approx & \left(1 - \frac{r_0^2}{r^2} \right)^{-\frac{1}{2}} \left[1 + \frac{2M}{r} + \frac{S}{r^\lambda} + \frac{Mr_0}{r(r+r_0)} \right. \\ & \left. + \frac{S(1 + \frac{r_0}{r} + (\frac{r_0}{r})^2 + \dots + (\frac{r_0}{r})^{\lambda-1})}{2r(r+r_0)r_0^{\lambda-2}} \right] \end{aligned} \tag{91}$$

So, we can express the Eq. (85) as

$$\begin{aligned} T_{e,s} = & 2 \int_{r_0}^{r_e} \left(1 - \frac{r_0^2}{r^2} \right)^{-\frac{1}{2}} \left[1 + \frac{2M}{r} + \frac{S}{r^\lambda} + \frac{Mr_0}{r(r+r_0)} \right. \\ & \left. + \frac{S(1 + \frac{r_0}{r} + (\frac{r_0}{r})^2 + \dots + (\frac{r_0}{r})^{\lambda-1})}{2r(r+r_0)r_0^{\lambda-2}} \right] dr \\ & + 2 \int_{r_0}^{r_s} \left(1 - \frac{r_0^2}{r^2} \right)^{-\frac{1}{2}} \left[1 + \frac{2M}{r} + \frac{S}{r^\lambda} + \frac{Mr_0}{r(r+r_0)} \right. \\ & \left. + \frac{S(1 + \frac{r_0}{r} + (\frac{r_0}{r})^2 + \dots + (\frac{r_0}{r})^{\lambda-1})}{2r(r+r_0)r_0^{\lambda-2}} \right] dr \end{aligned} \tag{92}$$

In the absence of gravitational field ($M = S = 0$) the time is

$$T'_{e,s} = 2 \left[\int_{r_0}^{r_e} \left(1 - \frac{r_0^2}{r^2}\right)^{-\frac{1}{2}} + \int_{r_0}^{r_s} \left(1 - \frac{r_0^2}{r^2}\right)^{-\frac{1}{2}} \right]. \tag{93}$$

Now, the delay in time is express as the following equation

$$\Delta T_{e,s} = T_{e,s} - T'_{e,s}. \tag{94}$$

Finally, we can estimate the time delay due to the gravitational field of the black hole as

$$\begin{aligned} \Delta T_{e,s} = & 2 \int_{r_0}^{r_e} \left(1 - \frac{r_0^2}{r^2}\right)^{-\frac{1}{2}} \left[\frac{2M}{r} + \frac{S}{r^\lambda} + \frac{Mr_0}{r(r+r_0)} \right. \\ & \left. + \frac{S(1 + \frac{r_0}{r} + (\frac{r_0}{r})^2 + \dots + (\frac{r_0}{r})^{\lambda-1})}{2r(r+r_0)r_0^{\lambda-2}} \right] dr \\ & + 2 \int_{r_0}^{r_s} \left(1 - \frac{r_0^2}{r^2}\right)^{-\frac{1}{2}} \left[\frac{2M}{r} + \frac{S}{r^\lambda} + \frac{Mr_0}{r(r+r_0)} \right. \\ & \left. + \frac{S(1 + \frac{r_0}{r} + (\frac{r_0}{r})^2 + \dots + (\frac{r_0}{r})^{\lambda-1})}{2r(r+r_0)r_0^{\lambda-2}} \right] dr, \tag{95} \end{aligned}$$

and we may proceed to calculate the delay in time for the cases corresponding to the values of $\lambda = 1, 2, 3,$ and 4 respectively.

5.1 Case $\lambda = 1$

$$\begin{aligned} \Delta T_{e,s} |_{\lambda=1} = & 2 \int_{r_0}^{r_e} \left(1 - \frac{r_0^2}{r^2}\right)^{-\frac{1}{2}} \left[\frac{2M}{r} + \frac{S}{r} \right. \\ & \left. + \frac{Mr_0}{r(r+r_0)} + \frac{Sr_0}{2r(r+r_0)} \right] dr \\ & + 2 \int_{r_0}^{r_s} \left(1 - \frac{r_0^2}{r^2}\right)^{-\frac{1}{2}} \left[\frac{2M}{r} \right. \\ & \left. + \frac{S}{r} + \frac{Mr_0}{r(r+r_0)} + \frac{Sr_0}{2r(r+r_0)} \right] dr. \tag{96} \end{aligned}$$

Therefore, the required delay in time corresponding to $\lambda = 1$ is

$$\begin{aligned} \Delta T_{e,s} |_{\lambda=1} = & 2(2M + S) \\ & \times \ln \left(\frac{(r_e + \sqrt{r_e^2 - r_0^2})(r_s + \sqrt{r_s^2 - r_0^2})}{r_0^2} \right) \\ & + (2M + S) \left[\sqrt{\frac{r_e - r_0}{r_e + r_0}} + \sqrt{\frac{r_s - r_0}{r_s + r_0}} \right]. \tag{97} \end{aligned}$$

5.2 Case $\lambda = 2$

$$\begin{aligned} \Delta T_{e,s} |_{\lambda=2} = & 2 \int_{r_0}^{r_e} \left(1 - \frac{r_0^2}{r^2}\right)^{-\frac{1}{2}} \left[\frac{2M}{r} \right. \\ & \left. + \frac{S}{r^2} + \frac{Mr_0}{r(r+r_0)} + \frac{S(1 + \frac{r_0}{r})}{2r(r+r_0)} \right] dr \\ & + 2 \int_{r_0}^{r_s} \left(1 - \frac{r_0^2}{r^2}\right)^{-\frac{1}{2}} \left[\frac{2M}{r} \right. \\ & \left. + \frac{S}{r^2} + \frac{Mr_0}{r(r+r_0)} + \frac{S(1 + \frac{r_0}{r})}{2r(r+r_0)} \right] dr, \tag{98} \end{aligned}$$

Therefore, the required delay in time corresponding to $\lambda = 2$ is

$$\begin{aligned} \Delta T_{e,s} |_{\lambda=2} = & 4M \ln \left(\frac{(r_e + \sqrt{r_e^2 - r_0^2})(r_s + \sqrt{r_s^2 - r_0^2})}{r_0^2} \right) \\ & + 2M \left[\sqrt{\frac{r_e - r_0}{r_e + r_0}} + \sqrt{\frac{r_s - r_0}{r_s + r_0}} \right] \\ & + \frac{3S}{r_0} \left[\tan^{-1} \left(\frac{\sqrt{r_e^2 - r_0^2}}{r_0} \right) + \tan^{-1} \left(\frac{\sqrt{r_s^2 - r_0^2}}{r_0} \right) \right]. \tag{99} \end{aligned}$$

5.3 Case $\lambda = 3$

$$\begin{aligned} \Delta T_{e,s} |_{\lambda=3} = & 2 \int_{r_0}^{r_e} \left(1 - \frac{r_0^2}{r^2}\right)^{-\frac{1}{2}} \left[\frac{2M}{r} + \frac{S}{r^3} + \frac{Mr_0}{r(r+r_0)} \right. \\ & \left. + \frac{S(1 + \frac{r_0}{r} + (\frac{r_0}{r})^2)}{2r(r+r_0)r_0} \right] dr \\ & + 2 \int_{r_0}^{r_s} \left(1 - \frac{r_0^2}{r^2}\right)^{-\frac{1}{2}} \left[\frac{2M}{r} + \frac{S}{r^3} + \frac{Mr_0}{r(r+r_0)} \right. \\ & \left. + \frac{S(1 + \frac{r_0}{r} + (\frac{r_0}{r})^2)}{2r(r+r_0)r_0} \right] dr. \tag{100} \end{aligned}$$

Therefore, the required delay in time corresponding to $\lambda = 3$ is

$$\begin{aligned} \Delta T_{e,s} |_{\lambda=3} = & 4M \ln \left(\frac{(r_e + \sqrt{r_e^2 - r_0^2})(r_s + \sqrt{r_s^2 - r_0^2})}{r_0^2} \right) \\ & + 2M \left[\sqrt{\frac{r_e - r_0}{r_e + r_0}} + \sqrt{\frac{r_s - r_0}{r_s + r_0}} \right] \\ & + 2S \left[\frac{\sqrt{r_e^2 - r_0^2}}{r_e r_0^2} + \frac{\sqrt{r_s^2 - r_0^2}}{r_s r_0^2} \right] \end{aligned}$$

$$\begin{aligned}
 &+ \frac{S}{r_0^2} \left[\sqrt{\frac{r_e - r_0}{r_e + r_0}} \left(\frac{r_0 + 2r_e}{r_e} \right) \right] \\
 &+ \frac{S}{r_0^2} \left[\sqrt{\frac{r_s - r_0}{r_s + r_0}} \left(\frac{r_0 + 2r_s}{r_s} \right) \right]. \tag{101}
 \end{aligned}$$

5.4 Case $\lambda = 4$

$$\begin{aligned}
 \Delta T_{e,s} |_{\lambda=4} &= 2 \int_{r_0}^{r_e} \left(1 - \frac{r_0^2}{r^2} \right)^{-\frac{1}{2}} \left[\frac{2M}{r} + \frac{S}{r^4} + \frac{Mr_0}{r(r+r_0)} \right. \\
 &\quad \left. + \frac{S \left(1 + \frac{r_0}{r} + \left(\frac{r_0}{r} \right)^2 + \left(\frac{r_0}{r} \right)^3 \right)}{2r(r+r_0)r_0^2} \right] dr \\
 &+ 2 \int_{r_0}^{r_s} \left(1 - \frac{r_0^2}{r^2} \right)^{-\frac{1}{2}} \left[\frac{2M}{r} + \frac{S}{r^4} + \frac{Mr_0}{r(r+r_0)} \right. \\
 &\quad \left. + \frac{S \left(1 + \frac{r_0}{r} + \left(\frac{r_0}{r} \right)^2 + \left(\frac{r_0}{r} \right)^3 \right)}{2r(r+r_0)r_0^2} \right] dr. \tag{102}
 \end{aligned}$$

Therefore, the required delay in time corresponding to $\lambda = 4$ is

$$\begin{aligned}
 \Delta T_{e,s} |_{\lambda=4} &= 4M \ln \left(\frac{\left(r_e + \sqrt{r_e^2 - r_0^2} \right) \left(r_s + \sqrt{r_s^2 - r_0^2} \right)}{r_0^2} \right) \\
 &+ 2M \left[\sqrt{\frac{r_e - r_0}{r_e + r_0}} + \sqrt{\frac{r_s - r_0}{r_s + r_0}} \right] \\
 &+ \frac{5S}{2r_0^3} \left[\tan^{-1} \left(\frac{\sqrt{r_e^2 - r_0^2}}{r_0} \right) + \tan^{-1} \left(\frac{\sqrt{r_s^2 - r_0^2}}{r_0} \right) \right] \\
 &+ \frac{3S}{r_0^2} \left[\frac{\sqrt{r_e^2 - r_0^2}}{r_e} + \frac{\sqrt{r_s^2 - r_0^2}}{r_s} \right]. \tag{103}
 \end{aligned}$$

6 Light deflection by charged and massless Wormholes in massive gravity

Let us set the mass to zero i.e. $M = 0$ and introduce the following coordinate transformation $r^\lambda = S + v^2$ into the metric (6), in that case we find the wormhole solution given by the Einstein–Rosen (ER) bridge form

$$ds^2 = -\frac{v^2}{v^2 + S} dt^2 + \frac{4dv^2}{\lambda^2(S + v^2)^{\frac{\lambda-2}{\lambda}}} + (S + v^2)^{2/\lambda} d\Omega_2^2. \tag{104}$$

The throat of the wormhole is located $v = 0$, with radius $R_{thro.} = S^{\frac{1}{\lambda}}$. This metric represents a massless wormhole with scalar charge S , and as far as we know this is a new metric. One can check by setting $\lambda = 2$ and $S = -Q^2$ the

above metric takes the form of usual charged ER wormhole. From now on, we shall consider $v = r$, in this way from the metric (104) the Lagrangian yields

$$\begin{aligned}
 2\mathcal{L} &= \left(\frac{r(s)^2}{r(s)^2 + S} \right) \dot{t}^2(s) + \frac{4\dot{r}^2(s)}{\lambda^2 (S + r(s)^2)^{(\lambda-2)/\lambda}} \\
 &+ (r^2(s) + S)^{2/\lambda} \left(\dot{\theta}^2(s) + \sin^2 \theta \dot{\phi}^2(s) \right) \tag{105}
 \end{aligned}$$

Going through same procedure and introducing a new variable $r = 1/u$ as in the black hole case, we find the following equation

$$\begin{aligned}
 \frac{4}{\lambda^2 u^4 \mathcal{Z}} \left(\frac{du}{d\varphi} \right)^2 - \left(S + \frac{1}{u} \right)^{(4+\lambda)/\lambda} \frac{u^2}{b^2} \\
 + \left(S + \frac{1}{u} \right)^{2/\lambda} = 0 \tag{106}
 \end{aligned}$$

where

$$\mathcal{Z} = \frac{S}{\left(S + \frac{1}{u} \right)^{2/\lambda}} + \frac{1}{\left(S + \frac{1}{u} \right)^{2/\lambda} u^2}. \tag{107}$$

On the other hand the wormhole optical metric reads

$$dt^2 = \frac{4(S + r^2)^{2/\lambda} dr^2}{\lambda^2 r^2} + \frac{(S + r^2)^{(2+\lambda)/\lambda}}{r^2} d\varphi^2, \tag{108}$$

with

$$dr^* = \frac{2(S + r^2)^{1/\lambda} dr}{\lambda r}, \quad f(r^*) = \frac{(S + r^2)^{(2+\lambda)/2\lambda}}{r}. \tag{109}$$

The Gaussian optical curvature is found to be

$$K = -\frac{S\lambda \left[(\lambda + 1)r^2 + \frac{S\lambda}{2} \right]}{2(r^2 + S)^{2(\lambda+1)/\lambda}}. \tag{110}$$

We shall consider the deflection angle by the spacetime metric (104) in terms of the GB method.

6.1 Case $\lambda = 1$

The Gaussian optical curvature from Eq. (109) in the case when $\lambda = 1$ reads

$$K_{\lambda=1} \simeq -\frac{S}{r^6} \tag{111}$$

Substituting this result into Eq. (66) generates the value of the deflection angle in terms of the integral

$$\hat{\alpha}_{\lambda=1}^{GB} = -\int_0^\pi \int_{r_\gamma}^\infty \left(-\frac{S}{r^6} \right) \sqrt{\det g^{op}} dr^* d\varphi. \tag{112}$$

In order to evaluate the above integral we need to find the equation for the light ray which can be found from Eq. (106) which yields

$$\frac{4}{u^2(S+u)^2} \left(\frac{du}{d\varphi}\right)^2 - \left(S + \frac{1}{u}\right)^5 \frac{u^2}{b^2} + \left(S + \frac{1}{u}\right)^2 = 0 \tag{113}$$

If we linearize Eq. (113) around S , and then consider the equation which corresponds to straight line approximation we are left with the following equation

$$2 \left(\frac{du}{d\varphi}\right)^2 + 2u \frac{d^2u}{d\varphi^2} + u^2 = 0. \tag{114}$$

Solving this differential equation and using the condition $u(0) = 0$ and $u(\pi/2) = 1/b$ we find

$$u = \frac{\sqrt{\sin \varphi}}{b}. \tag{115}$$

Finally the light ray equation in terms of the old coordinate gives

$$r_\gamma = \frac{b}{\sqrt{\sin \varphi}}. \tag{116}$$

The deflection angle is found to be

$$\hat{\alpha}_{\lambda=1}^{GB} \simeq - \int_0^\pi \int_{\frac{b}{\sqrt{\sin \varphi}}}^\infty \left(-\frac{S}{r^6}\right) \sqrt{\det g^{op}} dr^* d\varphi = \frac{2S}{b^2}. \tag{117}$$

6.2 $\lambda = 2$

In this case when $\lambda = 2$ the Gaussian optical curvature yields

$$K_{\lambda=2} \simeq -\frac{3S}{r^4} \tag{118}$$

We Substitute this equation in the deflection angle led to the following integral

$$\hat{\alpha}_{\lambda=2}^{GB} = - \int_0^\pi \int_{r_\gamma}^\infty \left(-\frac{3S}{r^4}\right) \sqrt{\det g^{op}} dr^* d\varphi. \tag{119}$$

Considering a series expansion around S in Eq. (106) and then take only the straight line approximation led to the following differential equation

$$\frac{d^2u}{d\varphi^2} + u = 0. \tag{120}$$

Solving this equation we find the light ray equation

$$r_\gamma = \frac{b}{\sin \varphi}. \tag{121}$$

Using the above result for the deflection angle we find

$$\hat{\alpha}_{\lambda=2}^{GB} \simeq - \int_0^\pi \int_{\frac{b}{\sin \varphi}}^\infty \left(-\frac{3S}{r^4}\right) \sqrt{\det g^{op}} dr^* d\varphi = \frac{3\pi S}{4b^2}. \tag{122}$$

6.3 $\lambda = 3$

The Gaussian optical curvature in the case when $\lambda = 3$ is found to be

$$K_{\lambda=3} \simeq -\frac{6S}{r^4} \tag{123}$$

From the GBT we find

$$\hat{\alpha}_{\lambda=3}^{GB} = - \int_0^\pi \int_{r_\gamma}^\infty \left(-\frac{6S}{r^4}\right) \sqrt{\det g^{op}} dr^* d\varphi. \tag{124}$$

On the other hand the light ray equation in this case reduces to a nonlinear differential equation. However we can approximate this equation from Eq. (106) as follows

$$\frac{4}{9} \frac{d^2u}{d\varphi^2} + u = 0. \tag{125}$$

Solving this equation one finds

$$r_\gamma = \frac{b}{\sqrt{2} \sin(\frac{3\varphi}{2})} \tag{126}$$

Using the above result for the deflection angle we find

$$\begin{aligned} \hat{\alpha}_{\lambda=3}^{GB} &= - \int_0^\pi \int_{\frac{b}{\sqrt{2} \sin(\frac{3\varphi}{2})}}^\infty \left(-\frac{6S}{r^4}\right) \sqrt{\det g^{op}} dr^* d\varphi \\ &= \frac{15 S \Gamma\left(\frac{5}{6}\right) \Gamma\left(\frac{2}{3}\right) \sqrt{3} 2^{1/3}}{16 b^{8/3} \sqrt{\pi}} \end{aligned} \tag{127}$$

6.4 $\lambda = 4$

We start by calculating first the Gaussian optical curvature when $\lambda = 4$ to find

$$K_{\lambda=4} \simeq -\frac{10S}{r^3}. \tag{128}$$

This result with the help of GBT gives

$$\hat{\alpha}_{\lambda=4}^{GB} = - \int_0^\pi \int_{r_\gamma}^\infty \left(-\frac{10S}{r^3}\right) \sqrt{\det g^{op}} dr^* d\varphi. \tag{129}$$

From Eq. (106) we find as follows

$$\frac{d^3u}{d\varphi^3} + 4 \frac{du}{d\varphi} = 0, \tag{130}$$

with the following equation for the light ray

$$r_\gamma = \frac{2b}{1 - \cos(2\varphi)}. \tag{131}$$

Using the above result for the deflection angle we find

$$\hat{\alpha}_{\lambda=4}^{GB} \simeq - \int_0^\pi \int_{\frac{2b}{1-\cos(2\varphi)}}^\infty \left(-\frac{10S}{r^3} \right) \sqrt{\det g^{op}} dr^* d\varphi = \frac{15S\pi}{16b^2}. \tag{132}$$

as above, we calculate the delay in time for the cases corresponding to the values of $\lambda = 1, 2, 3$ and 4 respectively.

7.1 Case $\lambda = 1$

Here, we find the time delay as

$$\Delta T|_{\lambda=1} = (2S) \ln \left(\frac{\left[(S + v_e^2) + \sqrt{(v_e^2 - v_0^2)(v_e^2 + v_0^2 + 2S)} \right] \left[(S + v_s^2) + \sqrt{(v_s^2 - v_0^2)(v_s^2 + v_0^2 + 2S)} \right]}{(S + v_0^2)^2} \right) \times S \left[\sqrt{\frac{v_e^2 - v_0^2}{v_e^2 + v_0^2 + 2S}} + \sqrt{\frac{v_s^2 - v_0^2}{v_s^2 + v_0^2 + 2S}} \right]. \tag{133}$$

Thus we have shown that the deflection angle increases with the increase of the parameter λ for a constant value of the scalar charge S , which is shown in Fig. 3. From Fig. 3 we can see that for a fixed value of $S = 0.5$, the deflection angle increases when increase of λ . It is a straightforward calculation to show and check these results in terms of the geodesic approach (Fig. 3).

7.2 Case $\lambda = 2$

Here $S + v^2 = r^2$, hence $S + v_e^2 = r_e^2$ and $S + v_0^2 = r_0^2$. In this case, we obtain the time delay as

$$\Delta T|_{\lambda=2} = \frac{3S}{\sqrt{S + v_0^2}} \left[\tan^{-1} \left(\frac{\sqrt{(v_e^2 - v_0^2)}}{\sqrt{S + v_0^2}} \right) + \tan^{-1} \left(\frac{\sqrt{(v_s^2 - v_0^2)}}{\sqrt{S + v_0^2}} \right) \right]. \tag{134}$$

7 Time delay due to massless wormhole in massive gravity

Here, we focus to estimate the time delay due to the massless wormholes in the massive gravity. Using the same technique

7.3 Case $\lambda = 3$

Corresponding the value of $\lambda = 3$, time delay is found as

$$\Delta T|_{\lambda=3} = 2S \left[\frac{\sqrt{(S + v_e^2)^{\frac{2}{3}} - (S + v_0^2)^{\frac{2}{3}}}}{(S + v_e^2)^{\frac{1}{3}}(S + v_0^2)^{\frac{2}{3}}} + \frac{\sqrt{(S + v_s^2)^{\frac{2}{3}} - (S + v_0^2)^{\frac{2}{3}}}}{(S + v_s^2)^{\frac{1}{3}}(S + v_0^2)^{\frac{2}{3}}} \right] + \frac{S}{(S + v_0^2)^{\frac{2}{3}}} \left[\left(\frac{(S + v_e^2)^{\frac{1}{3}} - (S + v_0^2)^{\frac{1}{3}}}{\sqrt{(S + v_e^2)^{\frac{1}{3}} + (S + v_0^2)^{\frac{1}{3}}}} \right) \times \left(\frac{(S + v_0^2)^{\frac{1}{3}} + 2(S + v_e^2)^{\frac{1}{3}}}{(S + v_e^2)^{\frac{1}{3}}} \right) \right] + \frac{S}{(S + v_0^2)^{\frac{2}{3}}} \left[\left(\frac{(S + v_s^2)^{\frac{1}{3}} - (S + v_0^2)^{\frac{1}{3}}}{\sqrt{(S + v_s^2)^{\frac{1}{3}} + (S + v_0^2)^{\frac{1}{3}}}} \right) \times \left(\frac{(S + v_0^2)^{\frac{1}{3}} + 2(S + v_s^2)^{\frac{1}{3}}}{(S + v_s^2)^{\frac{1}{3}}} \right) \right]. \tag{135}$$

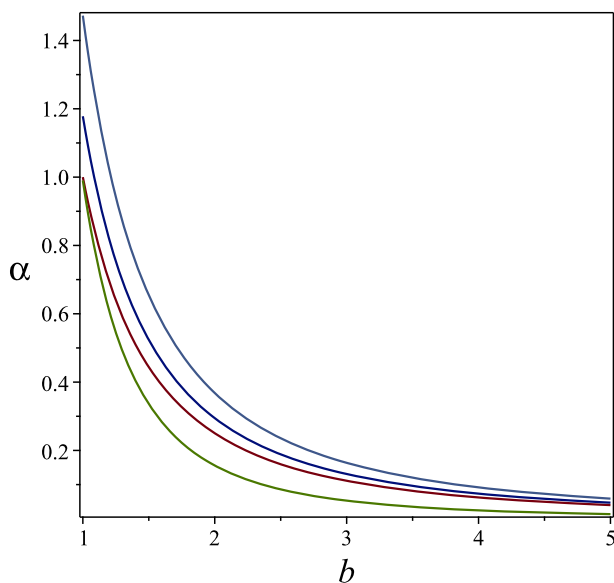


Fig. 3 We plot the deflection angle as a function of the impact factor b . We have chosen $S = 0.5$. We see that with the increase of λ the deflection angle actually increases

7.4 Case $\lambda = 4$

In this case we calculate the time delay as

$$\begin{aligned} \Delta T|_{\lambda=4} &= \frac{5S}{2(S+v_0^2)^{\frac{3}{4}}} \left[\tan^{-1} \left(\frac{\sqrt{(S+v_e^2)^{\frac{1}{2}} - (S+v_0^2)^{\frac{1}{2}}}}{(S+v_0^2)^{\frac{1}{4}}} \right) \right. \\ &+ \tan^{-1} \left(\frac{\sqrt{(S+v_s^2)^{\frac{1}{2}} - (S+v_0^2)^{\frac{1}{2}}}}{(S+v_0^2)^{\frac{1}{4}}} \right) \left. \right] \\ &+ \frac{3S}{(S+v_0^2)^{\frac{1}{2}}} \left[\left(\frac{\sqrt{(S+v_e^2)^{\frac{1}{2}} - (S+v_0^2)^{\frac{1}{2}}}}{(S+v_e^2)^{\frac{1}{2}}} \right) \right. \\ &+ \left. \left(\frac{\sqrt{(S+v_s^2)^{\frac{1}{2}} - (S+v_0^2)^{\frac{1}{2}}}}{(S+v_s^2)^{\frac{1}{2}}} \right) \right]. \end{aligned} \quad (136)$$

8 Conclusions

In this paper we have studied the weak gravitational lensing for a black hole and wormhole in massive gravity. The black hole solution is governed by a parameter λ dependent further on the mass M and scalar charge S . In the case of vanishing S , the results of the standard Schwarzschild geometry are recovered. By deforming the black hole solution in terms of the following coordinate transformation $r^\lambda = S + v^2$ we constructed a wormhole solution of ER type bridge which is regular in the interval $-\infty < v < \infty$. The deflection angle is then computed for four different values of the parameter λ . The extension of this work via Gauss–Bonnet theorem is nontrivial. First we derive a result showing how the Gaussian optical curvature and deflection angle is to be computed. The analysis is aided through the use Taylor series expansions. The time delay function is also established and computed for each of the four cases of λ of interest in this investigation. Graphical plots indicate that for a fixed value of the mass and positive scalar charge, the deflection angle decreases with increasing λ , while for negative scalar charge, the deflection angle increases with an increase in λ . Whereas in the wormhole case we found that the deflection angle increases with the increase of the parameter λ for a constant value of the scalar charge S , provided $S > 0$.

Acknowledgements AB and FR are thankful to the authority of Inter-University Centre for Astronomy and Astrophysics, Pune, India for providing research facilities. FR and NS are also grateful to DST-SERB (Grant No.: EMR/2016/000193) and CSIR (Grant No.: 09/096(0863)/2016-EMR-I), Govt. of India for financial support respectively. AB wishes to thank the University of KwaZulu-Natal (ACRU) for financial support.

Open Access This article is distributed under the terms of the Creative Commons Attribution 4.0 International License (<http://creativecommons.org/licenses/by/4.0/>), which permits unrestricted use, distribution, and reproduction in any medium, provided you give appropriate credit to the original author(s) and the source, provide a link to the Creative Commons license, and indicate if changes were made. Funded by SCOAP³.

References

1. A. Einstein, N. Rosen, Phys. Rev. **43**, 73 (1935)
2. M.V. Bebronne, P.G. Tinyakov, JHEP **0904**, 100, (2009) [Erratum-ibid. **1106**, 018 (2011)]
3. A.G. Riess et al., (Supernova Search Team Collaboration), Astron. J. **116**, 1009 (1998)
4. S. Perlmutter et al., (SNCP Collaboration), Astrophys. J. **517**, 565 (1999)
5. D.N. Spergel et al., Astrophys. J. Suppl. **148**, 175 (2003)
6. M. Tegmark et al., Phys. Rev. D **69**, 103501 (2004)
7. M. Tegmark et al., Astrophys. J. **606**, 702 (2004)
8. G.F.R. Ellis, H. van Elst, J. Murugan, J.-P. Uzan, Class. Quantum Gravity **28**, 225007 (2011)
9. G.F.R. Ellis, Gen. Relativ. Gravity **46**, 1619 (2014)
10. S. Weinberg, Rev. Mod. Phys. **61**, 1 (1989)
11. J.L. Anderson, D. Finkelstein, Am. J. Phys. **39**, 901 (1971)
12. D.R. Finkelstein, A.A. Galiatdinov, J.E. Baugh, J. Math. Phys. **42**, 340 (2001)
13. L. Smolin, Phys. Rev. D **80**, 084003 (2009)
14. R.R. Caldwell, R. Dave, P.J. Steinhardt, Phys. Rev. Lett. **80**, 1582–1585 (1998)
15. V. Gorini et al., Phys. Rev. D **69**, 123512 (2004)
16. S.M. Carroll, M. Hoffman, M. Trodden, Phys. Rev. D **68**, 023509 (2003)
17. L.P. Chimento, Phys. Rev. D **69**, 123517 (2004)
18. S. Nojiri, S.D. Odintsov, Int. J. Geom. Methods Mod. Phys. **04**, 115 (2007)
19. S. Nojiri, S.D. Odintsov, Int. J. Geom. Methods Mod. Phys. **4**, 115 (2007)
20. T.P. Sotiriou, V. Faraoni, Rev. Mod. Phys. **82**, 451 (2010)
21. T. Clifton, P.G. Ferreira, A. Padilla, C. Skordis, Phys. Rep. **513**, 1 (2012)
22. A.A. Starobinsky, Phys. Lett. B **91**, 99 (1980)
23. D. Lovelock, J. Math. Phys. **12**, 498 (1971)
24. D. Lovelock, J. Math. Phys. **13**, 874 (1972)
25. G. Dvali, G. Gabadadze, M. Porrati, Phys. Lett. B **485**, 208 (2000)
26. G. Dvali, G. Gabadadze, M. Porrati, Phys. Lett. B **484**, 112 (2000)
27. M. Fierz, W. Pauli, Proc. R. Soc. Lond. A **173**, 211 (1939)
28. D.G. Boulware, S. Deser, Phys. Rev. D **6**, 3368 (1972)
29. D.G. Boulware, S. Deser, Phys. Lett. B **40**, 227 (1972)
30. A.I. Vainshtein, Phys. Lett. B **39**, 393 (1972)
31. E. Babichev, M. Crisostomi, Phys. Rev. D **88**, 084002 (2013)
32. E. Babichev, C. Deffayet, Class. Quantum Gravity **30**, 184001 (2013)
33. C. de Rham, G. Gabadadze, Phys. Rev. D **82**, 044020 (2010)
34. C. de Rham, G. Gabadadze, A.J. Tolley, Phys. Rev. Lett. **106**, 231101 (2011)
35. E.A. Bergshoeff, O. Hohm, P.K. Townsend, Phys. Rev. Lett. **102**, 201301 (2009)
36. S.F. Hassan, R.A. Rosen, JHEP **02**, 126 (2012)
37. Y.F. Cai, D.A. Easson, C. Gao, E.N. Saridakis, Phys. Rev. D **87**, 064001 (2013)
38. H. Kodama, I. Arraut, PTEP **2014**, 023E0 (2014)
39. D.C. Zou, R. Yue, M. Zhang, Eur. Phys. J. C **77**, 256 (2017)
40. L. Tannukij, P. Wongjunt, S.G. Ghosh, arXiv: 1701.05332

41. T. Katsuragawa, S. Nojiri, S.D. Odintsov, M. Yamazaki, Phys. Rev. D **93**, 124013 (2016)
42. F. Capela, P.G. Tinyakov, JHEP **1104**, 042 (2011)
43. X. Jianfei, L.-M. Cao, H. Ya-Peng, Phys. Rev. D **91**, 124033 (2015)
44. Yun Soo Myung, Phys. Lett. B **730**, 130–135 (2014)
45. E. Babichev, A. Fabbri, Phys. Rev. D **89**, 081502 (2014)
46. E. Babichev, A. Fabbri, JHEP **1407**, 016 (2014)
47. S. Fernando, T. Clark, Gen. Relativ. Gravity **46**, 1834 (2014)
48. A. Eddington, *Space, Time and Gravitation* (Cambridge University Press, Cambridge, 1920)
49. P. Schneider, J. Ehlers, E.E. Falco, *Gravitational Lenses* (Springer, Berlin, 1992)
50. P. Schneider, C. Kochanek, J. Wambsganss, *Gravitational Lensing: Strong, Weak and Micro* (Springer, Berlin, 2006)
51. R. Narayan, M. Bartelmann, [arXiv:astro-ph/9606001](https://arxiv.org/abs/astro-ph/9606001)
52. O. Wucknitz, [arXiv:0709.4005](https://arxiv.org/abs/0709.4005)
53. A. Giahi-Saravani, B.M. Schfer, Mon. Not. R. Astron. Soc. **437**, 1847–1857 (2014)
54. B.R. Gillis, M.J. Hudson, S. Hilbert, J. Hartlap, Mon. Not. R. Astron. Soc. **429**, 372 (2013)
55. Z. Horvath et al., Phys. Rev. D **88**, 063009 (2013)
56. R.A. Vanderveld et al., Phys. Rev. D **85**, 103518 (2012)
57. Z. Horvath, L. Arpad Gergely, D. Hobill, Class. Quantum Gravity **27**, 235006 (2010)
58. K.S. Virbhadra, G.F.R. Ellis, Phys. Rev. D **62**, 084003 (2000)
59. K.S. Virbhadra, G.F.R. Ellis, Phys. Rev. D **65**, 103004 (2002)
60. E.F. Eiroa, G.E. Romero, D.F. Torres, Phys. Rev. D **66**, 024010 (2002)
61. E.F. Eiroa, C.M. Sendra, Class. Quantum Gravity **28**, 085008 (2011)
62. H. Ghaffarnejad, H. Niad, Int. J. Theor. Phys. **55**, 1492–1505 (2016)
63. G.S. Bisnovatyi-Kogan, O.Y. Tsupko, Plasma Phys. Rep. **41**, 562 (2015)
64. S.-S. Zhao, Y. Xie, JCAP **1607**, 007 (2016)
65. N. Tsukamoto, Y. Gong, Phys. Rev. D **95**, 064034 (2017)
66. N. Tsukamoto, Phys. Rev. D **95**, 064035 (2017)
67. N. Tsukamoto, Phys. Rev. D **94**, 124001 (2016)
68. N. Tsukamoto, Phys. Rev. D **95**, 084021 (2017)
69. S.-S. Zhao et al., Eur. Phys. J. C **77**, 272 (2017)
70. S. Chakraborty, S. SenGupta, JCAP **07**, 045 (2017)
71. S. Chakraborty, S. Sengupta, Phys. Rev. D **89**, 026003 (2014)
72. S. Bhattacharya, S. Chakraborty, Phys. Rev. D **95**, 044037 (2017)
73. L. Chetouani, G. Clement, Gen. Relativ. Gravity **16**, 111–119 (1984)
74. K.K. Nandi, Y.Z. Zhang, A.V. Zakharov, Phys. Rev. D **74**, 024020 (2006)
75. Y. Toki, T. Kitamura, H. Asada, F. Abe, Astrophys. J. **740**, 121 (2011)
76. T.K. Dey, S. Sen, Mod. Phys. Lett. A **23**, 953 (2008)
77. A. Bhattacharya, A.A. Potapov, Mod. Phys. Lett. A **25**, 2399 (2010)
78. R. Shaikh, S. Kar, Phys. Rev. D **96**, 044037 (2017)
79. S.W. Kim, Y.M. Cho, *Evolution of the Universe and its Observational Quest* (Universal Academy Press, Tokyo, 1994), p. 353
80. J.G. Cramer et al., Phys. Rev. D **51**, 3117 (1995)
81. D.F. Torres, G.E. Romero, L.A. Anchordoqui, Phys. Rev. D **58**, 123001 (1998)
82. L.A. Anchordoqui, G.E. Romero, D.F. Torres, I. Andruchow, Mod. Phys. Lett. A **14**, 791 (1999)
83. M. Safonova, D.F. Torres, G.E. Romero, Mod. Phys. Lett. A **16**, 153 (2001)
84. M. Safonova, D.F. Torres, G.E. Romero, Phys. Rev. D **65**, 023001 (2002)
85. R. Takahashi, H. Asada, Astrophys. J. **768**, L16 (2013)
86. G.W. Gibbons, M.C. Werner, Class. Quantum Gravity **25**, 235009 (2008)
87. M.C. Werner, Gen. Relativ. Gravity **44**, 3047 (2012)
88. K. Jusufi, Int. J. Geom. Methods Mod. Phys. **14**, 1750137 (2017)
89. K. Jusufi, A. Banerjee, A. Ovgun, Phys. Rev. D **96**, 084036 (2017)
90. P. Goulart, Class. Quantum Gravity **35**, 025012 (2018)
91. P. Goulart, [arXiv:1611.03164](https://arxiv.org/abs/1611.03164)
92. K. Jusufi, M.C. Werner, A. Banerjee, A. Ovgun, Phys. Rev. D **95**, 104012 (2017)
93. K. Jusufi, I. Sakalli, A. Ovgun, Phys. Rev. D **96**, 024040 (2017)
94. K. Jusufi, Astrophys. Space Sci. **361**, 24 (2016)
95. K. Jusufi, F. Rahaman, A. Banerjee, [arXiv:1709.00227](https://arxiv.org/abs/1709.00227)
96. K. Jusufi, A. Ovgun, [arXiv:1708.06725](https://arxiv.org/abs/1708.06725)
97. K. Jusufi, A. Ovgun, [arXiv:1712.01771](https://arxiv.org/abs/1712.01771)
98. A. Ishihara, Y. Suzuki, T. Ono, T. Kitamura, H. Asada, Phys. Rev. D **94**, 084015 (2016)
99. A. Ishihara, Y. Suzuki, T. Ono, H. Asada, Phys. Rev. D **95**, 044017 (2017)
100. T. Ono, A. Ishihara, H. Asada, Phys. Rev. D **96**, 104037 (2017)
101. K. Jusufi, F. Rahaman, A. Banerjee, Ann. Phys. **389**, 219 (2018)
102. K. Jusufi, A. Ovgun, Phys. Rev. D **97**, 024042 (2018)
103. K. Jusufi, A. Ovgun, Phys. Rev. D **97**, 064030 (2018)
104. J. Bodenner, C.M. Will, Am. J. Phys. **71**, 770 (2003)
105. R. Zhang, J. Jing, S. Chen, Phys. Rev. D **95**, 064054 (2017)
106. H. Nariai, Sci. Rep. Tohoku Univ. **34**, 160 (1950)
107. S. Weinberg, *Gravitation and Cosmology* (1972)
108. S. Refsdal, MNRAS **128**, 307 (1964)