

 Open access • Journal Article • DOI:10.1038/NATURE02054

Demonstration of an all-optical quantum controlled-NOT gate. — [Source link](#)

[Jeremy L. O'Brien](#), [GJ Pryde](#), [Andrew White](#), [Timothy C. Ralph](#) ...+2 more authors

Institutions: [University of Queensland](#), [University of Illinois at Urbana–Champaign](#)

Published on: 20 Nov 2003 - [Nature](#) (Nature Publishing Group)

Topics: [Controlled NOT gate](#), [Quantum circuit](#), [Quantum gate](#), [Quantum error correction](#) and [Linear optical quantum computing](#)

Related papers:

- [A scheme for efficient quantum computation with linear optics.](#)
- [Quantum Computation and Quantum Information](#)
- [Measurement of subpicosecond time intervals between two photons by interference.](#)
- [Linear optical quantum computing with photonic qubits](#)
- [Realization of a photonic controlled-NOT gate sufficient for quantum computation.](#)

Share this paper:    

View more about this paper here: <https://typeset.io/papers/demonstration-of-an-all-optical-quantum-controlled-not-gate-2epy2kyov6>

- disk in a binary? *Astron. Astrophys.* **201**, L9–L12 (1988).
4. Sugerman, B., Sahai, R. & Hinkle, K. in *CO: Twenty-Five Years of Millimeter-Wave Spectroscopy* (eds Latter, W. B., Radford, S. J. E., Jewell, P. R., Magnum, J. G. & Bally, J.) 108–111 (IAU Symp. Vol. 170, Kluwer Academic, Dordrecht, 1996).
 5. Kahane, C., Audinos, P., Barnbaum, C. & Morris, M. V Hydrae: the missing link between spherical red giants and bipolar planetary nebulae? Radio observations of the molecular envelope. *Astron. Astrophys.* **314**, 871–882 (1996).
 6. Knapp, G. R., Jorissen, A. & Young, K. A 200 km/sec molecular wind in the carbon star V Hya. *Astron. Astrophys.* **326**, 318–328 (1997).
 7. Lloyd Evans, T. Optical spectroscopy of the jet in V Hydrae. *Mon. Not. R. Astron. Soc.* **248**, 479–482 (1991).
 8. Knapp, G. R. *et al.* The light curve and evolutionary status of the carbon star V Hya. *Astron. Astrophys.* **351**, 97–102 (1999).
 9. Barnbaum, C., Morris, M. & Kahane, C. Evidence for rapid rotation of the carbon star V Hydrae. *Astron. Astrophys. J.* **450**, 862–875 (1995).
 10. Lee, C.-F. & Sahai, R. Shaping proto-planetary and young planetary nebulae with collimated fast winds. *Astron. Astrophys. J.* **586**, 319–337 (2003).
 11. Lloyd Evans, T. in *The Carbon Star Phenomenon* (ed. Wing, R. F.) Vol. 177, 367–376 (IAU Symp., Kluwer, Dordrecht, 2000).
 12. Hartigan, P., Raymond, J. & Hartmann, L. Radiative bow shock models of Herbig-Haro objects. *Astron. Astrophys. J.* **316**, 323–348 (1987).
 13. Livio, M. in *Accretion Phenomena and Related Outflows* (eds Wickramasinghe, D. T., Bicknell, G. V. & Ferrario, L.) 845–860 (ASP Conf. Ser. 121, IAU Colloq. 163, Astronomical Society of the Pacific, San Francisco, 1997).
 14. Morris, M. Mechanisms for mass loss from cool stars. *Publ. Astron. Soc. Pacif.* **99**, 1115–1122 (1987).
 15. Soker, N. & Rappaport, S. The formation of very narrow waist bipolar planetary nebulae. *Astron. Astrophys. J.* **538**, 241–259 (2000).
 16. Soker, N. Jet formation in the transition from the asymptotic giant branch to planetary nebulae. *Astron. Astrophys. J.* **389**, 628–634 (1992).
 17. Alcolea, J., Bujarrabal, V., Sánchez Contreras, C., Neri, R. & Zweigle, J. The highly collimated bipolar outflow of OH 231.8+4.2. *Astron. Astrophys.* **373**, 932–949 (2001).
 18. Imai, H., Obara, K., Diamond, P. J., Omodaka, T. & Sasao, T. A collimated jet of molecular gas from a star on the asymptotic giant branch. *Nature* **417**, 829–831 (2002).
 19. Kastner, J. H. *et al.* Compact X-ray source and possible X-ray jets within the planetary nebula Menzel 3. *Astron. Astrophys. J.* **591**, L37–L40 (2003).
 20. Kellogg, E., Pedelty, J. A. & Lyon, R. G. The X-ray system R Aquarii: A two-sided jet and central source. *Astron. Astrophys. J.* **563**, L151–L155 (2001).
 21. Bally, J. in *Accretion Phenomena and Related Outflows* (eds Wickramasinghe, D. T., Bicknell, G. V. & Ferrario, L.) 3–13 (ASP Conf. Ser. 121, IAU Colloq. 163, Astronomical Society of the Pacific, San Francisco, 1997).
 22. Reipurth, B., Heathcote, S., Morse, J., Hartigan, P. & Bally, J. Hubble Space Telescope images of the HH 34 jet and bow shock: Structure and proper motions. *Astron. J.* **123**, 362–381 (2002).
 23. Soker, N. Pairs of bubbles in planetary nebulae and clusters of galaxies. *Publ. Astron. Soc. Pacif.* **115**, 1296–1300 (2003).

Acknowledgements We thank H. Imai for commenting on an earlier version of this paper. We are grateful to NASA for partial financial support, obtained through: the Long Term Space Astrophysics programme for R.S. and M.M.; and grants for R.S. from the Space Telescope Science Institute, which is operated by the Association of Universities for Research in Astronomy, Inc., under a NASA contract.

Competing interests statement The authors declare that they have no competing financial interests.

Correspondence and requests for materials should be addressed to R.S. (raghvendra.sahai@jpl.nasa.gov).

Demonstration of an all-optical quantum controlled-NOT gate

J. L. O'Brien^{1*}, G. J. Pryde^{1*}, A. G. White¹, T. C. Ralph¹ & D. Branning^{1,2}

¹Centre for Quantum Computer Technology, Department of Physics, University of Queensland, Brisbane 4072, Australia

²Department of Physics, University of Illinois at Urbana-Champaign, Urbana Illinois 61801-3080, USA

* These authors contributed equally to this work

The promise of tremendous computational power, coupled with the development of robust error-correcting schemes¹, has fuelled extensive efforts² to build a quantum computer. The requirements for realizing such a device are confounding: scalable quantum bits (two-level quantum systems, or qubits) that can

be well isolated from the environment, but also initialized, measured and made to undergo controllable interactions to implement a universal set of quantum logic gates³. The usual set consists of single qubit rotations and a controlled-NOT (CNOT) gate, which flips the state of a target qubit conditional on the control qubit being in the state 1. Here we report an unambiguous experimental demonstration and comprehensive characterization of quantum CNOT operation in an optical system. We produce all four entangled Bell states as a function of only the input qubits' logical values, for a single operating condition of the gate. The gate is probabilistic (the qubits are destroyed upon failure), but with the addition of linear optical quantum non-demolition measurements, it is equivalent to the CNOT gate required for scalable all-optical quantum computation⁴.

Nuclear magnetic resonance techniques have been used to implement the most advanced quantum algorithms to date⁵. As they encode in mixed states and make ensemble measurements, these systems are not ultimately scalable. In contrast, ion trap systems have been used to implement high-fidelity two qubit quantum gates on pure states of trapped ions^{6,7}. Solid-state systems, including spin qubits in semiconductors⁸ and quantum dots², have been hailed for their potential scalability, and recently, entanglement between two superconducting qubits was demonstrated⁹. Single photon qubits offer the dual advantages of excellent isolation from the environment and ease of manipulation at the single qubit level, and have consequently found wide application in quantum cryptography protocols¹⁰. Photon qubits have the added advantage that an unequalled level of control over their quantum state makes comprehensive characterization possible, as demonstrated in the state tomography measurements presented here.

The difficulty in optical quantum computing has been in achieving the two photon interactions required for a two qubit gate (although progress has been made in cavity quantum electrodynamics systems¹¹). Knill, Laflamme and Milburn (KLM) have proposed a solution: a non-deterministic CNOT gate, where the required nonlinearity is accomplished using extra 'ancilla' photons—photons that are not part of the computation—and single photon detection. This gate can be made efficiently deterministic (scalable) by a teleportation protocol¹². A related proposal requires triggered entangled pairs of photons as a resource¹³. Other schemes show some, but not all, of the features of a quantum CNOT gate^{14,15} in that they cannot work for an arbitrary input state. The ultimate realization of the KLM CNOT gate will require: heralded single photon sources with stringent mode and bandwidth characteristics; high-efficiency number resolving single photon detectors; and construction of complicated optical circuits exhibiting both classical and quantum interference effects. Progress has been made towards reaching the first two requirements^{16–20}, and here we address the last by demonstrating the CNOT gate shown conceptually in Fig. 1a^{21,22}. Combined with quantum non-demolition (QND) measurement of the outputs, this gate is equivalent to the KLM CNOT: QND measurements can be made with additional single photon inputs, linear optics and number resolving single photon detection²³. In Fig. 1a the control (C) and target (T) qubits act as their own ancilla: the gate operates correctly conditional on simultaneous detection of a single photon in each of the outputs, which is assumed in the following discussion.

The gate works as follows²¹: the control and target qubits are each encoded by a single photon across two spatial modes—spatial encoding. As indicated in Fig. 1b, any arbitrary superposition state is possible: $\alpha|0\rangle + \beta|1\rangle$, where $|0\rangle$ and $|1\rangle$ are the two spatial modes corresponding to the logical basis states. The coefficients are normalized complex amplitudes: $|\alpha|^2 + |\beta|^2 = 1$. The two target modes are mixed and recombined on two 50% reflective beam splitters ($\frac{1}{2}$ BSs) to form an interferometer that also includes a 33% reflective beam splitter ($\frac{1}{3}$ BS) in each arm. This interferometer is

balanced so that in the absence of a control photon, the target qubit leaves in the same state that it entered. For the control in the state $|0\rangle$ this remains true because there is no interaction between the qubits. However, if the control is in the state $|1\rangle$ the control and target photons interfere non-classically at the central $\frac{1}{3}$ BS owing to path indistinguishability²⁴. This two-photon quantum interference causes a π phase shift in the upper arm of the target interferometer and results in the target state output being flipped: $\alpha|0\rangle + \beta|1\rangle \rightarrow \beta|0\rangle + \alpha|1\rangle$. The control qubit's logical value is unchanged. Because of the $\frac{1}{3}$ BSs we do not always observe a single photon in each of the control and target outputs. However, when we do detect a single photon in each output (a coincidence count), which occurs with probability $P = \frac{1}{9}$, we know that the CNOT operation has been correctly realized. The most important feature of a CNOT gate is its quantum operation: with the control in a superposition and the target in a logical basis state, the output of the CNOT gate is an entangled state—the quintessential quantum mechanical state, necessary for universal quantum computation.

It is most practical to prepare single photon qubits where the quantum information is encoded in the polarization state $\alpha|H\rangle + \beta|V\rangle$ ($\equiv \alpha|0\rangle + \beta|1\rangle$)—polarization encoding, where $|H\rangle$ and $|V\rangle$ are the horizontal and vertical polarization states, respectively. To convert to spatial encoding requires a polarizing beam splitter (PBS) and half-wave plate (HWP) (Fig. 1b). To convert from polarization, to spatial and back to polarization encoding, while preserving the quantum information, requires that the phase relationship between the two basis components be preserved throughout: the path lengths must be subwavelength stable (interferometric stability). Therefore, the CNOT gate shown schematically in Fig. 1a requires two classical interferences and one non-classical interference of the

control and target photons, to be satisfied simultaneously—a significant challenge.

To meet these requirements we have designed the inherently stable interferometer shown in Fig. 1c, where there is a one-to-one mapping from the conceptual schematic of Fig. 1a. The target interferometer is realized by mixing and recombining the logical basis modes while the target qubit is polarization encoded: this requires a HWP set to rotate the polarization by 45° (that is, with its optic axis $OA = 22.5^\circ$), which equally mixes the two polarization modes (a Hadamard gate (H) in the language of quantum information: the CNOT gate can be thought of as a controlled-phase shift gate with a Hadamard gate at the input and output of the target). Transformation to spatial encoding occurs at a PBS where the two output modes are parallel but displaced. The operation of all three $\frac{1}{3}$ BSs is realized by a single $\frac{1}{3}$ HWP ($OA = 62.5^\circ$): the C_1 and T_+ components are orthogonally polarized and leave the first PBS in the same spatial mode. They are unequally mixed on the $\frac{1}{3}$ HWP and the required quantum interference is realized as the photons are only partly distinguishable after the second PBS. The OA setting is chosen to achieve this interference and also to swap the roles of H and V so that the control and target modes recombine correctly at the second PBS. In addition, the C_0 and T_- modes are polarization-rotated by the $\frac{1}{3}$ HWP such that, after the second PBS, $\frac{2}{3}$ of each component goes into the dumps, as required to balance the gate. The total two-qubit output state of the gate is analysed via quantum state tomography.

To characterize the operation of this gate we first measured the output of the gate for each of the four possible logical basis input states: $|C\rangle|T\rangle = |CT\rangle = |00\rangle, |01\rangle, |10\rangle$ and $|11\rangle$. The correct behaviour is represented in Fig. 2a and compared to that observed

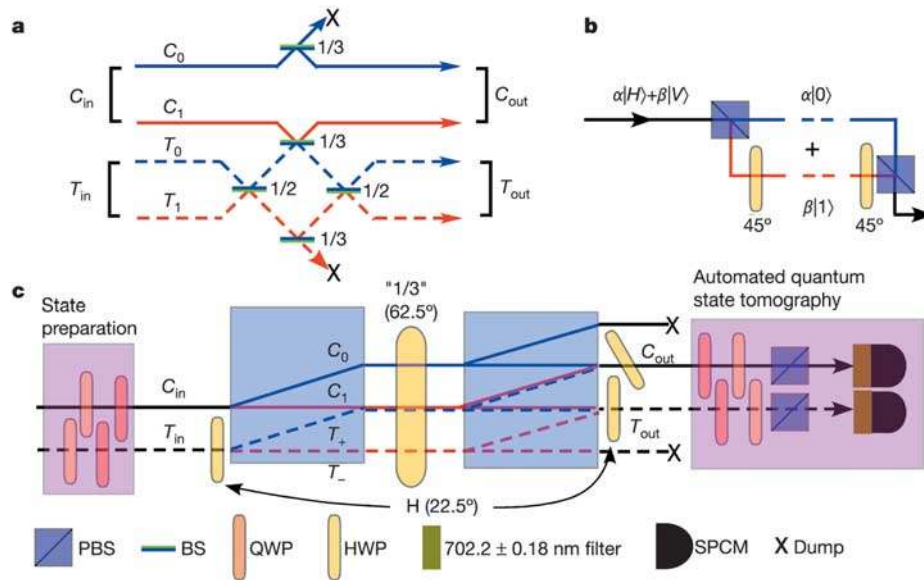


Figure 1 A schematic of the CNOT gate realized in this work. **a**, A conceptual depiction of the gate, as described in the text. A sign change (π phase shift) occurs upon reflection off the green side of the beam splitters (BSs). **b**, A polarization encoded photonic qubit can be converted into a spatially encoded qubit, suitable for the gate shown in **a**, using a polarizing beam splitter (PBS) and a half-wave plate (HWP) set to rotate the polarization of one of the outputs by 90° ($OA = 45^\circ$). The rotation is required so that all components of the spatial qubits have the same polarization and can interfere both classically and non-classically. The reverse process converts the spatial encoding back to polarization encoding. **c**, A schematic of the experimental CNOT gate. Pairs of energy degenerate photons are incident from the left of the diagram. These were generated through beam-like spontaneous parametric downconversion³⁰ and collected into single-mode optical fibres²⁵ (not shown). The output of each fibre is collimated and a HWP and a quarter-wave

plate (QWP) in each input beam allows preparation of any pure, separable two qubit state to be input into the gate. The horizontal and vertical components of the qubits are separated and recombined using PBSs made from the birefringent material calcite, where the output modes are parallel and displaced. This interferometer is inherently stable, being insensitive to translation of the PBSs. The two outputs are polarization analysed using an automated tomography system consisting of a computer-controlled HWP and QWP followed by a PBS in front of each single photon counting module (SPCM). Simultaneous detection of a single photon at each of the detectors—a coincidence count—signals that the gate has worked. A coincidence window of 5 ns was used throughout. The tilted HWP at 0° is fixed to correct a phase shift in the control interferometer.

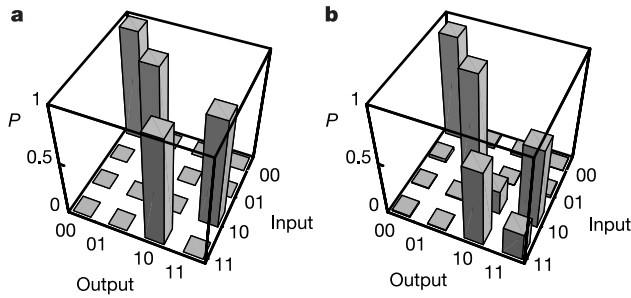


Figure 2 Experimental demonstration of classical CNOT operation—operation in the logical basis. **a**, Ideal logical basis operation of a CNOT gate. **b**, Measured operation for the gate presented here.

experimentally (Fig. 2b). The gate works very well for the $|C\rangle = |0\rangle$ inputs ($94 \pm 2\%$ and $95 \pm 2\%$), which reflects the fact that only a single classical interference is required for correct operation. For the $|C\rangle = |1\rangle$ inputs the gate works less well ($75 \pm 2\%$ and $72 \pm 2\%$), owing to the added non-classical interference required (Table 1). The probability of getting the correct output averaged over all logical inputs is 84%. This value compares favourably with that obtained from the data of ref. 6: 73.5%. However, logical basis operation is purely classical and therefore demonstrates only part of the required action of a quantum CNOT gate.

The next step is to demonstrate that the gate is entangling—it produces an entangled two qubit output state from a separable input—which can be done by measuring conditional fringe visibilities²⁵. Figure 3 shows plots of coincident photon count rates as a function of the HWP setting in the target analyser. The two curves are for the control analyser HWP set to analyse $|0\rangle$ and $|0\rangle + |1\rangle$, respectively. In both cases the input state is $(|0\rangle - |1\rangle)_{C|1\rangle_T}$, which ideally produces the maximally entangled Bell singlet state $|\Psi^-\rangle = |01\rangle - |10\rangle$. The visibilities ($v = (\max - \min)/(\max + \min)$) for the fitted curves, for which the period is fixed at 90° , are $93.5 \pm 2\%$ and $92 \pm 3\%$ respectively. High-visibility fringes in non-orthogonal bases like these are a classic signature of entanglement²⁵, providing evidence for the quantum operation of the gate. However, they do not provide enough information to reconstruct the output state because the degree of mixture is unknown.

Complete state reconstruction is possible using quantum state tomography: a series of measurements on a large number of identically prepared copies of a quantum system allows accurate estimation of the quantum state of that system. In the case of two qubits, this requires 16 different joint measurements of the two qubit state²⁶, which can be used to reconstruct the density matrix, which contains everything that can be known about the two qubit state. We propose that production and quantum state tomography of the four maximally entangled Bell states with high fidelity is an important functional demonstration for a CNOT gate. Figure 4a shows the density matrix of $|\Psi^-\rangle$, and the real and imaginary parts of the reconstructed density matrix $\hat{\rho}$ of the output state of our gate for the input $(|0\rangle - |1\rangle)_{C|1\rangle_T}$. The fidelity is $F_{\Psi^-} = \langle \Psi^- | \hat{\rho} | \Psi^- \rangle = 0.87 \pm 0.08$. Also shown (Fig. 4b) are the density matrix for $|\Phi^+\rangle$ and the real and imaginary components of the reconstructed density matrix for the input state $(|0\rangle + |1\rangle)_{C|0\rangle_T}$, where $F_{\Phi^+} = 0.77 \pm$

Table 1 Experimentally determined probabilities for the logical basis operation

Input $ CT\rangle$	$P_{ 00\rangle}$	$P_{ 01\rangle}$	$P_{ 10\rangle}$	$P_{ 11\rangle}$
$ 00\rangle$	0.95(2)	0.023(3)	0.024(3)	0.0006(5)
$ 01\rangle$	0.031(3)	0.94(2)	0.0019(8)	0.022(3)
$ 10\rangle$	0.005(1)	0.011(2)	0.23(9)	0.75(2)
$ 11\rangle$	0.011(2)	0.0005(1)	0.72(2)	0.26(1)

Data as plotted in Fig. 2.

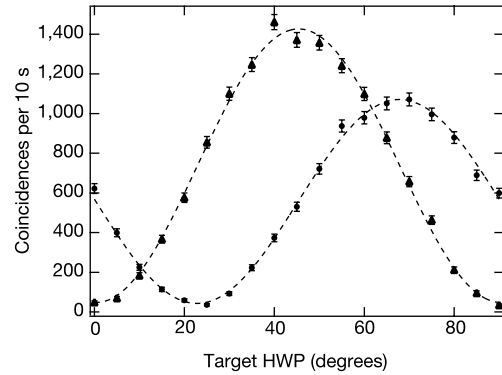


Figure 3 Conditional coincidence fringes for non-orthogonal bases. The control analyser was set to pass $|0\rangle + |1\rangle$ (circles) and $|0\rangle$ (triangles) for the input state $(|0\rangle - |1\rangle)_{C|1\rangle_T}$. The error bars corresponding to HWP angle are too small to see on this plot. The fitted curves have a period that is fixed at 90° and the phase offsets are $0.4 \pm 0.2^\circ$ and $0.3 \pm 0.2^\circ$, respectively.

0.09. The fidelities for the other two Bell states (not plotted) are shown in Table 2, along with measures of entanglement and mixture for all four Bell states. In all cases, the experimentally measured output state is in the range where a Bell inequality can be violated²⁷.

All of the data shown here were taken over one day for a single operating condition of the gate, and its performance was observed to be repeatable. This demonstrates two important points: the gate is very stable, and it does not require tuning for different input states. In addition, no correction has been made for accidental coincidence counts, which will introduce small errors in gate operation. By far the largest source of error in our gate is due to decoherence, which arises from imperfect mode matching for the non-classical interference. This can be seen clearly in the logical basis operation shown in Fig. 2: the gate works less well for states where the control is in the logical $|1\rangle$ state and the error terms are due to mode mismatch between the C_1 and T_+ modes, resulting in the target not being flipped as required. The errors in production of the $|\Phi^+\rangle$ state are also due to mismatch of these modes: in the experimentally reconstructed density matrix (Fig. 4b) we can see that the error terms are residual components of the input state, with the original coherences preserved. The differences between the fidelities of the four Bell states—which all require non-classical interference because $|C\rangle = |0\rangle \pm |1\rangle$ —is understood to arise from small amounts of input beam steering introduced by the state preparation waveplates.

We have demonstrated a two photon CNOT gate operating via coincident photon detection. In the logical basis the gate operates with an average success of 84%. Conditional fringe visibilities exceeding 90% in non-orthogonal bases indicate entanglement. Complete quantum state tomography confirms this, showing production of all four entangled Bell states with fidelities greater than 75%—an important functional demonstration of quantum CNOT operation. Note that these results go well beyond a recent report of an alternative optical CNOT gate²⁸ that shows logical basis opera-

Table 2 Characterization of the four Bell states

State	Fidelity	Tangle	Linear entropy
$\Psi^- = 01\rangle - 10\rangle$	0.87(8)	0.65(6)	0.27(6)
$\Psi^+ = 01\rangle + 10\rangle$	0.75(9)	0.55(7)	0.31(5)
$\Phi^- = 00\rangle - 11\rangle$	0.76(9)	0.46(5)	0.45(3)
$\Phi^+ = 00\rangle + 11\rangle$	0.77(9)	0.49(9)	0.45(5)

The degree of entanglement of any state can be measured by calculating the tangle $T = C^2$, where C is the concurrence^{26,27}. Similarly, the degree of mixture can be measured by calculating the linear entropy^{26,27}. These values, along with fidelities, are given for all four experimentally produced Bell states.

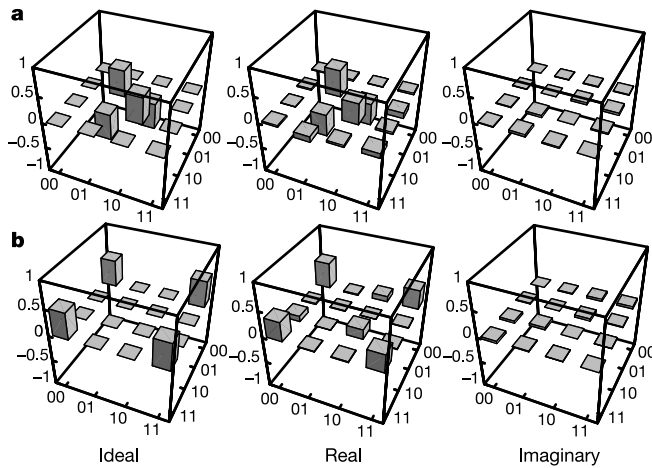


Figure 4 Density matrices for two highly entangled output states. **a**, The real part of the density matrix for the maximally entangled Bell singlet state $|\Psi^-\rangle = |01\rangle - |10\rangle$ (the imaginary components are all zero), and the real and imaginary parts of the density matrix reconstructed from quantum process tomography for the input state $(|0\rangle - |1\rangle)_d|1\rangle_T$. **b**, The real part of the $|\Phi^+\rangle$ state, and the real and imaginary parts of the density matrix reconstructed from quantum process tomography for the input state $(|0\rangle + |1\rangle)_d|0\rangle_T$.

tion, but only a single coincidence fringe with $\nu = 61.5 \pm 7.4\%$, making the issue of entanglement ambiguous. The CNOT gate presented here combined with QND is equivalent to the KLM CNOT gate, and could be made scalable with the same teleportation protocol. The next step will be to incorporate the gate reported here in simple optical circuits to demonstrate simple algorithms and error correcting schemes²⁹. □

Received 26 June; accepted 16 September 2003; doi:10.1038/nature02054.

1. Nielsen, M. A. & Chuang, I. L. *Quantum Computation and Quantum Information* (Cambridge Univ. Press, Cambridge, 2000).
2. Clark, R. G. (ed.) *Quant. Inform. Comput.* 1 (special issue on implementation of quantum computation) 1–50 (2001).
3. DiVincenzo, D. P. & Loss, D. Quantum information is physical. *Superlatt. Microstruct.* 23, 419–432 (1998).
4. Knill, E., Laflamme, R. & Milburn, G. J. A scheme for efficient quantum computation with linear optics. *Nature* 409, 46–52 (2001).
5. Vandersypen, L. M. K. *et al.* Experimental realisation of Shor's quantum factoring algorithm using nuclear magnetic resonance. *Nature* 414, 883–887 (2001).
6. Schmidt-Kaler, F. *et al.* Realisation of the Cirac–Zoller controlled-NOT quantum gate. *Nature* 422, 408–411 (2003).
7. Leibfried, D. *et al.* Experimental demonstration of a robust, high-fidelity geometric two ion-qubit phase gate. *Nature* 422, 412–415 (2003).
8. Kane, B. E. A silicon-based nuclear spin quantum computer. *Nature* 393, 133–137 (1998).
9. Pashkin, Yu. A. *et al.* Quantum oscillations in two coupled charge qubits. *Nature* 421, 823–826 (2003).
10. Gisin, N., Ribordy, G., Tittel, W. & Zbinden, H. Quantum cryptography. *Rev. Mod. Phys.* 74, 145–195 (2002).
11. Turchette, Q. A., Hood, C. J., Lange, W., Mabuchi, H. & Kimble, H. J. Measurement of conditional phase shifts for quantum logic. *Phys. Rev. Lett.* 75, 4710–4713 (1995).
12. Gottesman, D. & Chuang, I. L. Demonstrating the viability of universal quantum computation using teleportation and single-qubit operations. *Nature* 402, 390–393 (1999).
13. Koashi, M., Yamamoto, T. & Imoto, N. Probabilistic manipulation of entangled photons. *Phys. Rev. A* 63, 030301 (2001).
14. Pan, J.-W., Simon, C., Brukner, Č. & Zeilinger, A. Entanglement purification for quantum communication. *Nature* 410, 1067–1070 (2001).
15. Pittman, T. B., Jacobs, B. C. & Franson, J. D. Probabilistic quantum logic operations using polarizing beam splitters. *Phys. Rev. A* 64, 062311 (2001).
16. Santori, C., Fattal, D., Vučković, J., Solomon, G. S. & Yamamoto, Y. Indistinguishable photons from a single-photon device. *Nature* 419, 594–597 (2002).
17. Kuhn, A., Hennrich, M. & Rempe, G. Deterministic single-photon source for distributed quantum networking. *Phys. Rev. Lett.* 89, 067901 (2002).
18. Kuzmich, A. *et al.* Generation of nonclassical photon pairs for scalable quantum communication with atomic ensembles. *Nature* 423, 731–734 (2003).
19. James, D. F. V. & Kwiat, P. G. Atomic-vapor-based high efficiency optical detectors with photon number resolution. *Phys. Rev. Lett.* 89, 183601 (2002).
20. Imamoglu, A. High efficiency photon counting using stored light. *Phys. Rev. Lett.* 89, 163602 (2002).
21. Ralph, T. C., Langford, N. K., Bell, T. B. & White, A. G. Linear optical controlled-NOT gate in the coincidence basis. *Phys. Rev. A* 65, 062324 (2001).
22. Hofmann, H. F. & Takeuchi, S. Quantum phase gate for photonic qubits using only beam splitters and postselection. *Phys. Rev. A* 66, 024308 (2001).

23. Kok, P., Lee, H. & Dowling, J. P. Single-photon quantum-nondemolition detectors constructed with linear optics and projective measurements. *Phys. Rev. A* 66, 063814 (2002).
24. Hong, C. K., Ou, Z. Y. & Mandel, L. Measurement of subpicosecond time intervals between two photons by interference. *Phys. Rev. Lett.* 59, 2044–2046 (1987).
25. Kurtsiefer, C., Oberparleiter, M. & Weinfurter, H. High-efficiency entangled photon pair collection in type-II parametric fluorescence. *Phys. Rev. A* 64, 023802 (2001).
26. James, D. F. V., Kwiat, P. G., Munro, W. J. & White, A. G. Measurement of qubits. *Phys. Rev. A* 64, 052312 (2001).
27. Munro, W. J., Nemoto, K. & White, A. G. The Bell inequality: A measure of entanglement? *J. Mod. Opt.* 48, 1239–1246 (2001).
28. Pittman, T. B., Fitch, M. J., Jacobs, B. C. & Franson, J. D. Experimental controlled-NOT logic gate for single photons. Preprint at (<http://arXiv.org/quant-ph/0303095>) (2003).
29. Dodd, J. L., Ralph, T. C. & Milburn, G. J. Experimental requirements for Grover's algorithm in optical quantum computation. *Phys. Rev. A* (in the press); preprint at (<http://arXiv.org/quant-ph/0306081>) (2003).
30. Takeuchi, S. Beamlike twin-photon generation by use of type II parametric downconversion. *Opt. Lett.* 26, 843–845 (2001).

Acknowledgements We thank N. K. Langford for experimental work related to non-classical interference, T. B. Bell for work on the quantum state tomography system, and P. T. Cochrane, J. L. Dodd, A. Gilchrist, P. G. Kwiat, G. J. Milburn, W. J. Munro and M. A. Nielsen for discussions. This work was supported by the Australian government, the Australian Research Council, the US National Security Agency (NSA) and Advanced Research and Development Activity (ARDA) under the Army Research Office (ARO).

Competing interests statement The authors declare that they have no competing financial interests.

Correspondence and requests for materials should be addressed to J.L.O'B. (job@physics.uq.edu.au).

Direct observation of attosecond light bunching

P. Tzallas¹, D. Charalambidis², N. A. Papadogiannis², K. Witte¹ & G. D. Tsakiris¹

¹Max-Planck-Institut für Quantenoptik, D-85748 Garching, Germany
²Foundation for Research and Technology-Hellas, Institute of Electronic Structure & Laser, PO Box 1527, GR-711 10 Heraklion (Crete), and Department of Physics, University of Crete, PO Box 2208, GR-71003 Voutes-Heraklion (Crete), Greece

Temporal probing of a number of fundamental dynamical processes requires intense pulses at femtosecond or even attosecond ($1 \text{ as} = 10^{-18} \text{ s}$) timescales. A frequency 'comb' of extreme-ultraviolet odd harmonics can easily be generated in the interaction of subpicosecond laser pulses with rare gases: if the spectral components within this comb possess an appropriate phase relationship to one another, their Fourier synthesis results in an attosecond pulse train^{1,2}. Laser pulses spanning many optical cycles have been used for the production of such light bunching^{3,4}, but in the limit of few-cycle pulses the same process produces isolated attosecond bursts^{5,6}. If these bursts are intense enough to induce a nonlinear process in a target system^{7–9}, they can be used for subfemtosecond pump–probe studies of ultrafast processes. To date, all methods for the quantitative investigation of attosecond light localization^{4,6,10} and ultrafast dynamics¹¹ rely on modelling of the cross-correlation process between the extreme-ultraviolet pulses and the fundamental laser field used in their generation. Here we report the direct determination of the temporal characteristics of pulses in the subfemtosecond regime, by measuring the second-order autocorrelation trace of a train of attosecond pulses. The method exhibits distinct capabilities for the characterization and utilization of attosecond pulses for a host of applications in attoscience.

This emerging field is a natural follow-up to the study of a multitude of ultrafast dynamical systems based on the tools provided by progress in femtosecond laser pulse engineering¹². How-