

De-Rotation of the Cosmic Microwave Background Polarization: Full-Sky Formalism

Vera Gluscevic¹, Marc Kamionkowski¹, and Asantha Cooray²

¹ *California Institute of Technology, Mail Code 350-17, Pasadena, CA 91125*

² *Department of Physics and Astronomy, University of California, Irvine, CA 92697*

(Dated: February 3, 2022)

Mechanisms have been proposed that might rotate the linear polarization of the cosmic microwave background (CMB) as it propagates from the surface of last scatter. In the simplest scenario, the rotation will be uniform across the sky, but the rotation angle may also vary across the sky. We develop in detail the complete set of full-sky quadratic estimators for the rotation of the CMB polarization that can be constructed from the CMB temperature and polarization. We derive the variance with which these estimators can be measured and show that these variances reduce to the simpler flat-sky expressions in the appropriate limit. We evaluate the variances numerically. While the flat-sky formalism may be suitable if the rotation angle arises as a realization of a random field, the full-sky formalism will be required to search for rotations that vary slowly across the sky as well as for models in which the angular power spectrum for the rotation angle peaks at large angles.

PACS numbers: 98.80.-k

I. INTRODUCTION

Great strides have been made during the past decade in obtaining precise maps of the cosmic microwave background (CMB) temperature and polarization [1]. Yet there are still increasingly precise data to come [2]. Inflation [3], which has passed a number of tests so far, will be tested further [4], and we may begin to understand the physics responsible for inflation. Moreover, there will be a number of different types of departures from the standard scenario that can be detected with new measurements.

The CMB polarization pattern can be decomposed into a gradient component (E modes) and a curl component (B modes) [5, 6]. A given inflationary model makes specific predictions for the power spectra of these components. For example, if the model predicts no primordial gravitational waves, then there is no B mode at the CMB surface of last scatter. If there is a primordial gravitational-wave background with a sufficiently large amplitude, there will be B modes at the surface of last scatter at a detectable level [7], and with a characteristic power spectrum.

Since the post-recombination Universe is transparent to the CMB, it is natural to assume that the polarization pattern that we see is the polarization pattern at the surface of last scatter. However, exotic mechanisms may rotate the linear polarization as it propagates through the Universe. For example, if cosmic acceleration is due to a quintessence field ϕ , and if that field couples to the pseudoscalar $\tilde{F}F$ of electromagnetism, then the time variation of ϕ leads to a rotation of the linear polarization by an angle α [8]. If ϕ is spatially homogeneous, then the rotation angle α is uniform across the sky. In this case, there is a characteristic parity-violating EB correlation induced in the CMB polarization [9]. Null measurements of this effect constrain α to be smaller than a few degrees [10, 11].

It may well be, however, that ϕ has spatial variations,

in which case the rotation angle $\alpha(\hat{\mathbf{n}})$ will vary with position $\hat{\mathbf{n}}$ on the sky [12]. There may also be mechanisms involving coupling of photons to dark matter that cause a spatially-varying $\alpha(\hat{\mathbf{n}})$ [13]. In either case, the EB power spectrum would include the dependence on $\alpha(\hat{\mathbf{n}})$, which would differentiate this scenario from the uniform-rotation case. For example, the EB power spectrum even vanishes [12] if α has a dipolar variation across the sky, in which case the positive EB correlation on one half of the sky is cancelled by a negative EB correlation of equal magnitude on the other half.

Ref. [14] showed that the rotation angle $\alpha(\hat{\mathbf{n}})$ can be reconstructed, as a function of position on the sky, from the *measured* polarization map. If primordial perturbations are assumed to be Gaussian (as predicted by inflation), then the rotation introduces a characteristic non-Gaussian signal in the polarization map. Measurement of this non-Gaussian signal then provides the rotation angle. More specifically, if primordial perturbations are Gaussian, then the spherical-harmonic coefficients E_{lm} and B_{lm} of the polarization map are statistically independent for different l and m . However, the rotation introduces off-diagonal correlations, i.e. correlations between different lm pairs.

Ref. [15] re-visited this proposal. The authors worked out the off-diagonal correlations that would be induced in the flat-sky limit, and evaluated numerically how well the small-angle analogues of the spherical-harmonic coefficients α_{LM} of the rotation angle could be measured with future satellite experiments like Planck [16] and CMBPol [17].

In this paper, we work out in more detail the full-sky formalism of Ref. [14]. We write down the minimum-variance estimator $\hat{\alpha}_{LM}$ for the rotation-angle spherical-harmonic coefficients that can be obtained from a full-sky CMB temperature/polarization map. We derive expressions for the variance with which the α_{LM} can be determined and show that they recover, in the large- L limit, the correct flat-sky expressions. While a flat-sky anal-

ysis may be suitable if the rotation-angle power spectrum peaks at small scales, the full-sky formalism will be required to maximize the sensitivity in models, such as that in Ref. [12], where the signal-to-noise peaks at low L (see, e.g., Fig. 1 in Ref. [15]). There has also been growing attention recently to the possibility that there may be variations in fundamental fields over distance scales comparable to, or larger than, the horizon (perhaps remnants of the pre-inflationary Universe) [18]. Observationally, these entail searches for departures from homogeneity/isotropy or departures from statistical homogeneity/isotropy in the CMB or large-scale structure [19, 20]. The full-sky formalism we present here can be used to search for the low- L (e.g., $L = 1, 2, 3, \dots$) moments of $\alpha(\hat{\mathbf{n}})$ that may arise if ϕ has long-wavelength fluctuations, in addition to, or instead of, the higher- L modes that can also be probed with a survey of a smaller region of the sky¹.

The plan of the paper is as follows. In §II, we derive the temperature/polarization correlations induced by rotation. In §III, we construct the complete set of quadratic estimators for the rotation of the CMB polarization that can be constructed from the CMB temperature and polarization maps. We also determine the variances with which these estimators can be measured with a full-sky CMB map. §IV derives the flat-sky limit of our variance expressions and compares them with previous work. §V presents numerical results for the variances. Concluding remarks are provided in §VI. Appendix A provides some useful formulas. Appendix B shows how the effects of weak lensing and rotation can be distinguished geometrically. Appendix C shows that our variance expressions retrieve successfully the expressions for a uniform rotation angle. And Appendix D illustrates the relative contribution of different ll' pairs to the rotation-angle estimator.

II. CORRELATIONS INDUCED BY ROTATION

In this Section, we derive the temperature/polarization correlations that are induced by a post-recombination rotation of the polarization.

A. Induced Modes

We begin by recalling that the Stokes parameters $Q(\hat{\mathbf{n}})$ and $U(\hat{\mathbf{n}})$, as a function of position $\hat{\mathbf{n}}$ on the sky, are

components of a symmetric trace-free 2×2 tensor,²

$$P_{ab}(\hat{n}) = \frac{1}{\sqrt{2}} \begin{pmatrix} Q(\hat{n}) & -U(\hat{n}) \sin \theta \\ -U(\hat{n}) \sin \theta & -Q(\hat{n}) \sin^2 \theta \end{pmatrix}. \quad (1)$$

This tensor can be expanded in terms of tensor spherical harmonics $Y_{(lm)ab}^E(\hat{\mathbf{n}})$ and $Y_{(lm)ab}^B(\hat{\mathbf{n}})$ in the usual fashion [5, 6],

$$P_{ab}(\hat{n}) = \sum_{l=2}^{\infty} \sum_{m=-l}^l [E_{lm} Y_{(lm)ab}^E(\hat{n}) + B_{lm} Y_{(lm)ab}^B(\hat{n})], \quad (2)$$

where E_{lm} are the E-mode tensor-spherical-harmonic coefficients, and B_{lm} are the B-mode tensor-spherical-harmonic coefficients.

We now suppose that the polarization at the surface of last scatter is a pure E mode; we comment on the validity of this assumption below. Then, a small rotation $\alpha(\hat{n})$ induces a change to the polarization,

$$\delta P_{ab}(\hat{n}) = 2\alpha(\hat{n}) P_{ab}^r(\hat{n}), \quad (3)$$

where [14]

$$P_{ab}^r(\hat{n}) = \sum_{l=2}^{\infty} \sum_{m=-l}^l E_{lm} Y_{(lm)ab}^B. \quad (4)$$

A pure E mode thus gets rotated into a B mode. Note that Eq. (4) is valid only in the limit of small rotations, $\alpha(\hat{\mathbf{n}}) \ll 1$. Given that, the B mode will be small compared to the E mode, which satisfies existing empirical constraints.

Rotation is a scalar field on the sky and can thus be expanded in terms of spherical harmonics,

$$\alpha(\hat{n}) = \sum_{LM} \alpha_{LM} Y_{LM}(\hat{n}), \quad (5)$$

where α_{LM} are the coefficients of the expansion.

Using Eqs. (3), (4), and (5), the B mode induced by a small rotation angle from a pure E mode can be expressed as

$$\begin{aligned} \delta B_{lm} &= \int d\hat{n} \delta P_{ab}(\hat{n}) Y_{(lm)}^{B*,ab}(\hat{n}) \\ &= 2 \sum_{LM} \sum_{l_2 m_2} \alpha_{LM} E_{l_2 m_2} \int d\hat{n} Y_{(lm)}^{B*,ab} Y_{(LM)} Y_{(l_2 m_2)ab}^B. \end{aligned} \quad (6)$$

Similarly, the induced E mode is

$$\begin{aligned} \delta E_{lm} &= \int d\hat{n} \delta P_{ab}(\hat{n}) Y_{(lm)}^{E*,ab}(\hat{n}) \\ &= 2 \sum_{LM} \sum_{l_2 m_2} \alpha_{LM} E_{l_2 m_2} \int d\hat{n} Y_{(lm)}^{E*,ab} Y_{(LM)} Y_{(l_2 m_2)ab}^B. \end{aligned} \quad (7)$$

¹ The full-sky formalism is exact; note, however, that it is not computationally more demanding than the flat-sky calculations.

² Note that the definition of P_{ab} here differs from that in Refs. [5] so that the normalization of the power spectra agree with those of Refs. [6].

We further develop the last two expressions using [5]

$$Y_{(lm)ab}^B = \frac{N_l}{2}(Y_{(lm):ac}\varepsilon^c{}_b + Y_{(lm):bc}\varepsilon^c{}_a), \quad (8)$$

$$Y_{(lm)ab}^E = N_l(Y_{(lm):ab} - \frac{1}{2}g_{ab}Y_{(lm):c}{}^c), \quad (9)$$

where g and ε are, respectively, the metric tensor and the Levi-Civita tensor on a unit 2-sphere (see Appendix A); a colon denotes a covariant derivative on the 2-sphere; and N_l is given by

$$N_l \equiv \sqrt{\frac{2(l-2)!}{(l+2)!}}. \quad (10)$$

From Ref. [21], we can express the double derivatives in terms of spin-2 spherical harmonics ${}_{\pm 2}Y_{(lm)}(\hat{\mathbf{n}})$ as

$$Y_{(lm):ab} = -\frac{l(l+1)}{2}Y_{(lm)}g_{ab} + \frac{1}{2}\sqrt{\frac{(l+2)!}{(l-2)!}} \quad (11)$$

$$\times [{}_{2}Y_{(lm)}(m_+ \otimes m_+) + {}_{-2}Y_{(lm)}(m_- \otimes m_-)]_{ab},$$

where

$$m_{\pm} = \frac{1}{\sqrt{2}}(\hat{e}_{\theta} \mp i\hat{e}_{\phi}). \quad (12)$$

Combining Eqs. (11) and (12) with Eqs. (8), (9), and (10), we can express the tensor spherical harmonics $Y_{(lm)}^{E,B}$ in terms of spin-2 spherical harmonics as³

$$Y_{(lm)}^B = \begin{pmatrix} \frac{i\sqrt{2}}{4}({}_{+2}Y - {}_{-2}Y) & \frac{\sqrt{2}}{4}\sin(\theta)({}_{-2}Y + {}_{+2}Y) \\ \frac{\sqrt{2}}{4}\sin(\theta)({}_{-2}Y + {}_{+2}Y) & \frac{i\sqrt{2}}{4}\sin^2(\theta)({}_{-2}Y - {}_{+2}Y) \end{pmatrix}, \quad (13)$$

$$Y_{(lm)}^E = \begin{pmatrix} \frac{\sqrt{2}}{4}({}_{+2}Y + {}_{-2}Y) & \frac{i\sqrt{2}}{4}\sin(\theta)({}_{-2}Y - {}_{+2}Y) \\ \frac{i\sqrt{2}}{4}\sin(\theta)({}_{-2}Y - {}_{+2}Y) & -\frac{\sqrt{2}}{4}\sin^2(\theta)({}_{-2}Y + {}_{+2}Y) \end{pmatrix}. \quad (14)$$

Using this result, we obtain

$$Y_{(lm)}^{B*,ab}Y_{(l_2m_2)ab}^B = \frac{1}{2}({}_{-2}Y_{(lm)}^* \times {}_{-2}Y_{(l_2m_2)} + {}_{+2}Y_{(lm)}^* \times {}_{+2}Y_{(l_2m_2)}), \quad (15)$$

and

$$Y_{(lm)}^{E*,ab}Y_{(l_2m_2)ab}^B = \frac{i}{2}({}_{+2}Y_{(lm)}^* \times {}_{+2}Y_{(l_2m_2)} - {}_{-2}Y_{(lm)}^* \times {}_{-2}Y_{(l_2m_2)}). \quad (16)$$

³ We suppress the (lm) indices for Y in this formula.

The next step is to use Eqs. (15) and (16) in order to rewrite the integrals in Eqs. (6) and (7) in terms of Wigner 3j symbols. We use Ref. [21], noting that the spin-spherical harmonics of zero spin are the regular spherical harmonics, ${}_0Y_{(lm)} \equiv Y_{(lm)}$. Let us first look at the case of the induced B mode, where we have

$$\begin{aligned} & \int d\hat{n} Y_{(lm)}^{B*,ab} Y_{(LM)} Y_{(l_2m_2)ab}^B \\ &= \frac{1}{2}(-1)^m \sqrt{\frac{(2l+1)(2L+1)(2l_2+1)}{4\pi}} \\ & \left[\begin{pmatrix} l & L & l_2 \\ -2 & 0 & 2 \end{pmatrix} + \begin{pmatrix} l & L & l_2 \\ 2 & 0 & -2 \end{pmatrix} \right] \begin{pmatrix} l & L & l_2 \\ -m & M & m_2 \end{pmatrix}. \end{aligned} \quad (17)$$

We now define⁴

$$\begin{aligned} \xi_{lm l_2 m_2}^{LM} &\equiv (-1)^m \sqrt{\frac{(2l+1)(2L+1)(2l_2+1)}{4\pi}} \\ & \times \begin{pmatrix} l & L & l_2 \\ -m & M & m_2 \end{pmatrix}, \end{aligned} \quad (18)$$

and

$$H_{ll_2}^L \equiv \begin{pmatrix} l & L & l_2 \\ 2 & 0 & -2 \end{pmatrix}. \quad (19)$$

Also, note that, due to the properties of the Wigner 3j symbols,⁵ the sum in Eq. (17) vanishes, unless $l+l_2+L$ is even. Replacing Eqs. (17), (18), and (19) in Eq. (6), we come to a relatively simple expression for the rotation-induced B mode,

$$\delta B_{lm} = 2 \sum_{LM} \sum_{l_2 m_2} \alpha_{LM} E_{l_2 m_2} \xi_{lm l_2 m_2}^{LM} H_{ll_2}^L, \quad (20)$$

where the only non-zero terms in the sum are those that satisfy $l+l_2+L$ is even.

Similarly, for the case of the rotation-induced E mode, again using the properties of the Wigner 3j symbols,⁶ we have

$$\int d\hat{n} Y_{(lm)}^{E*,ab} Y_{(LM)} Y_{(l_2m_2)ab}^B = i \xi_{lm l_2 m_2}^{LM} H_{ll_2}^L, \quad (21)$$

and then replacing this in Eq. (7), we get

$$\delta E_{lm} = 2i \sum_{LM} \sum_{l_2 m_2} \alpha_{LM} E_{l_2 m_2} \xi_{lm l_2 m_2}^{LM} H_{ll_2}^L. \quad (22)$$

Note that in Eqs. (21) and (22) the only non-zero terms are those that satisfy $l+l_2+L$ is odd.

⁴ Note that the definitions of $\xi_{lm l_2 m_2}^{LM}$ and $H_{ll_2}^L$ differ from those in Ref. [14]. We define these quantities in this way to avoid division by zero.

⁵ See Appendix A: changing the sign on all three m 's, brings up a factor of $(-1)^{l+l_2+L}$.

⁶ See Appendix A: if the sum of m 's does not vanish, the value of the symbol is zero.

B. Induced Correlations

Using the induced modes, derived in the previous subsection, we derive four correlations that are modified/induced by the rotation: EB, EE, TB, and TE (there is also a BB correlation, but it is higher order in α , and thus neglected). Every mode that we detect will contain the sum of the primordial (at the surface of last scatter) and the rotation-induced component,

$$\begin{aligned} E_{lm} &= E_{lm,0} + \delta E_{lm}, \\ B_{lm} &= \delta B_{lm}. \end{aligned} \quad (23)$$

We use the definitions of the EE and TE power spectra,

$$\begin{aligned} \langle E_{lm,0} E_{l'm',0}^* \rangle &= C_l^{EE} \delta_{ll'} \delta_{mm'}, \\ \langle E_{lm,0} T_{l'm',0}^* \rangle &= C_l^{TE} \delta_{ll'} \delta_{mm'}. \end{aligned} \quad (24)$$

Finally, we obtain the expressions for the four correlators, to first order in α . Using Eqs. (20) and (22)–(24), we obtain

$$\begin{aligned} \langle B_{lm} E_{l'm'}^* \rangle &= 2 \sum_{LM} \alpha_{LM} C_{l'}^{EE} \xi_{lm'l'm'}^{LM} H_{l'}^L \\ &= \frac{1}{\sqrt{\pi}} \alpha_{00} C_{l'}^{EE} \delta_{ll'} \delta_{mm'} \\ &\quad + 2 \sum_{L \geq 1} \sum_{M=-L}^L \alpha_{LM} C_{l'}^{EE} \xi_{lm'l'm'}^{LM} H_{l'}^L, \end{aligned} \quad (25)$$

and the rest are

$$\begin{aligned} \langle E_{lm} E_{l'm'}^* \rangle &= C_l^{EE} \delta_{ll'} \delta_{mm'} \\ &\quad + 2i \sum_{LM} (C_{l'}^{EE} - C_l^{EE}) \alpha_{LM} \xi_{lm'l'm'}^{LM} H_{l'}^L, \end{aligned} \quad (26)$$

$$\langle B_{lm} T_{l'm'}^* \rangle = 2 \sum_{LM} \alpha_{LM} C_{l'}^{TE} \xi_{lm'l'm'}^{LM} H_{l'}^L, \quad (27)$$

$$\begin{aligned} \langle E_{lm} T_{l'm'}^* \rangle &= C_l^{TE} \delta_{ll'} \delta_{mm'} \\ &\quad + 2i \sum_{LM} C_{l'}^{TE} \alpha_{LM} \xi_{lm'l'm'}^{LM} H_{l'}^L. \end{aligned} \quad (28)$$

Note that for EB and TB, the sum is taken over the terms that satisfy $l + l' + L = \text{even}$ and in EE and TE over $l + l' + L = \text{odd}$.

III. ESTIMATORS FOR THE ROTATION-ANGLE SPHERICAL-HARMONIC COEFFICIENTS

If we assume that the primordial CMB temperature/polarization pattern is a realization of a statistically isotropic Gaussian random field, then the spherical-harmonic coefficients (T_{lm} , B_{lm} , or E_{lm}) for the *primordial* field are all uncorrelated. As Eqs. (25)–(28)

A	$Z_{ll'}^A$
BE	$C_{l'}^{EE}$
EB	C_l^{EE}
EE	$-i(C_{l'}^{EE} - C_l^{EE})$
BT	$C_{l'}^{TE}$
TB	C_l^{TE}
ET	$-iC_{l'}^{TE}$
TE	$-iC_l^{TE}$

TABLE I: The quantities $Z_{ll'}^A$, defined in Eq. (29), for the various modes A.

show however, rotation induces *off-diagonal* correlations; i.e., correlations between spherical-harmonic coefficients of different lm and $l'm'$.

While the correlations of specific lm - $l'm'$ pairs depend on the azimuthal quantum numbers m and m' , they can be parametrized in terms of the rotational invariants (i.e., independent of m),

$$D_{ll'}^{LM,A} \equiv 2\alpha_{LM} Z_{ll'}^A H_{l'}^L, \quad (29)$$

where the quantities $Z_{ll'}^A$ are given in Table 1; they are obtained from Eqs. (25)–(28). The EB correlator, for a given ll' pair with $l \neq l'$, is different than the BE correlator. We thus consider *both* BE and EB (and similarly for TE/ET and TB/BT) and then restrict our sums to $l' \geq l$ to avoid double-counting. We thus have for $l > l'$, $A = \{BE, EB, TB, BT, TE, ET, EE\}$, while for $l = l'$, we have $A = \{BE, TE, TB, EE\}$. With these shorthands, the part of the XX' correlators (for $\{X, X'\} = \{T, B, E\}$) can be written as

$$\langle X_{lm}(X'_{l'm'})^* \rangle = \sum_{LM} D_{ll'}^{LM,XX'} \xi_{lm'l'm'}^{LM}. \quad (30)$$

We now suppose that we have spherical-harmonic coefficients T_{lm}^{map} , E_{lm}^{map} , B_{lm}^{map} , obtained from a CMB temperature/polarization map. These receive contributions from the true signal on the sky, reduced by the l -space window function $W_l = \exp(-l^2 \sigma_b^2/2)$, where $\sigma_b = \theta_{\text{fwhm}}/\sqrt{8 \ln 2} = 0.00741$ ($\theta_{\text{fwhm}}/1^\circ$) for a Gaussian beam of width θ_{fwhm} , and a contribution from detector noise. The predictions for the rotational invariants for the *map* are $D_{ll'}^{LM,XX',\text{map}} = D_{ll'}^{LM,XX'} W_l W_{l'}$. Following Refs. [14, 19, 22], the minimum-variance estimator for each $D_{ll'}^{LM,XX',\text{map}}$ is⁷

$$\hat{D}_{ll'}^{LM,XX',\text{map}} = (G_{ll'}^L)^{-1} \sum_{mm'} X_{lm}^{\text{map}} X_{l'm'}^{\prime,\text{map},*} \xi_{lm'l'm'}^{LM}, \quad (31)$$

where we have used (see Appendix A),

$$\sum_{mm'} (\xi_{lm'l'm'}^{LM})^2 = G_{ll'}^L \equiv \frac{(2l+1)(2l'+1)}{4\pi}. \quad (32)$$

⁷ Note that the definition of $G_{ll'}^L$ differs from that in Refs. [14, 19].

Recall also that for EB and TB, only the terms in Eq. (31) that satisfy $l + l' + L = \text{even}$ are non-vanishing, while for EE and TE only $l + l' + L = \text{odd}$ terms are non-vanishing.

The variances with which each $\hat{D}_{ll'}^{LM,XX',\text{map}}$ can be measured can also be calculated. Moreover, measurements of different $\hat{D}_{ll'}^{LM,XX',\text{map}}$ will be correlated, for the same ll' . We write the covariances between the $\hat{D}_{ll'}^{LM,XX',\text{map}}$ in terms of the quantities,

$$C_{AA'}^{ll'} \equiv G_{ll'}^L \left(\left\langle \hat{D}_{ll'}^{LM,A,\text{map}} \hat{D}_{ll'}^{LM,A',\text{map}} \right\rangle - \left\langle \hat{D}_{ll'}^{LM,A,\text{map}} \right\rangle \left\langle \hat{D}_{ll'}^{LM,A',\text{map}} \right\rangle \right). \quad (33)$$

In principle, $C_{AA'}^{ll'}$ is a 7×7 matrix (in the AA' space) for $l \neq l'$ and 4×4 for $l = l'$. However, the matrix is sparsely populated in the AA' space; it can be written in block-diagonal form, since the EB and TB correlators are non-vanishing only for $l + l' + L = \text{even}$ while those for TE and EE are non-vanishing only for $l + l' + L = \text{odd}$. We present explicit expressions for the relevant entries of $C_{AA'}^{ll'}$ below.

A. Minimum-Variance estimators for the rotation-angle coefficients

We now write down the minimum-variance quadratic estimator that can be constructed for the rotation-angle coefficients α_{LM} from the measured temperature/polarization map.

To begin, we recall that each $\hat{D}_{ll'}^{LM,A,\text{map}}$ (i.e., each ll' and AA' , for a given LM) provides a measurement of α_{LM} , through $(\hat{\alpha}_{LM})_{ll'}^A = \hat{D}_{ll'}^{LM,A,\text{map}} / F_{ll'}^{L,A}$, in terms of the quantities

$$F_{ll'}^{L,A} \equiv 2Z_{ll'}^A H_{ll'}^L W_l W_{l'}. \quad (34)$$

The variances and covariances of the $(\hat{\alpha}_{LM})_{ll'}^A$ are given simply in terms of those for $D_{ll'}^{LM,A,\text{map}}$ scaled by the appropriate factors of $F_{ll'}^{L,A}$.

The minimum-variance estimator $\hat{\alpha}_{LM}$ is then obtained by summing all of the individual estimators, for a given LM , with inverse-variance weighting (and taking into account also the covariances). The minimum-variance estimator is thus

$$\hat{\alpha}_{LM} = \sigma_{\alpha_{LM}}^2 \sum_{l' \geq l} G_{ll'}^L \sum_{AA'} F_{ll'}^{L,A'} \hat{D}_{ll'}^{LM,A,\text{map}} \left[(C^{ll'})^{-1} \right]_{AA'}, \quad (35)$$

and it has variance $\sigma_{\alpha_{LM}}^2$ given by

$$\sigma_{\alpha_{LM}}^{-2} = \sum_{l' \geq l} G_{ll'}^L \sum_{AA'} F_{ll'}^{L,A} F_{ll'}^{L,A'} \left[(C^{ll'})^{-1} \right]_{AA'}. \quad (36)$$

In these expressions, the AA' sums are over $\{EB, BE, TB, BT, EE, TE, ET\}$ for $l \neq l'$ and $\{EB, TB, EE, TE\}$ for $l = l'$, and the matrix inversion is in the AA' space.

B. Variance for D

We assume that the noise is isotropic and that it is not correlated with the data; that the temperature and polarization noises are not correlated; and that the temperature/polarization noises between different pixels are not correlated. If so, then the power spectra for the map are $C_l^{A,\text{map}} = C_l^A W_l^2 + C_l^{A,\text{noise}}$, where here $A = \{TT, EE, BB\}$, as described in Ref. [14]. The TT, EE, and BB noise power spectra are

$$\begin{aligned} C_l^{TT,\text{noise}} &= (4\pi/N_{\text{pix}})\sigma_T^2, \\ C_l^{BB,\text{noise}} &= C_l^{EE,\text{noise}} = (4\pi/N_{\text{pix}})\sigma_P^2, \end{aligned} \quad (37)$$

where σ_T^2 and σ_P^2 are the temperature and noise variances in each pixel, and N_{pix} is the number of pixels in the map. The instrumental-noise contributions to the cross-power spectra are zero:

$$C_l^{EB,\text{noise}} = C_l^{TB,\text{noise}} = C_l^{TE,\text{noise}} = 0. \quad (38)$$

Now we can calculate the desired variances for D , using Eqs. (31) and the power spectra C_l^A . For EB, for $l \neq l'$, we have

$$\begin{aligned} C_{BE,BE}^{ll'} &= C_l^{BB,\text{map}} C_{l'}^{EE,\text{map}}, \\ C_{EB,EB}^{ll'} &= C_{l'}^{BB,\text{map}} C_l^{EE,\text{map}}, \\ C_{EB,BE}^{ll'} &= C_{BE,EB}^{ll'} = 0, \end{aligned} \quad (39)$$

and for $l = l'$,

$$C_{BE,BE}^{ll} = C_l^{BB,\text{map}} C_l^{EE,\text{map}}. \quad (40)$$

The covariances for BT and TB are the same, with the replacements $E \rightarrow T$. There are also covariances between the TB and EB estimators. For $l = l'$, they are

$$C_{BE,BT}^{ll} = C_l^{BB,\text{map}} C_l^{TE,\text{map}}. \quad (41)$$

For $l \neq l'$,

$$\begin{aligned} C_{BE,BT}^{ll'} &= C_l^{BB,\text{map}} C_{l'}^{TE,\text{map}}, \\ C_{EB,TB}^{ll'} &= C_{l'}^{BB,\text{map}} C_l^{TE,\text{map}}, \\ C_{BE,TB}^{ll'} &= C_{EB,BT}^{ll'} = 0. \end{aligned} \quad (42)$$

For EE,

$$C_{EE,EE}^{ll'} = (1 + \delta_{ll'}) C_l^{EE,\text{map}} C_{l'}^{EE,\text{map}}. \quad (43)$$

For the TE case, for $l \neq l'$, we have

$$\begin{aligned} C_{TE,TE}^{ll'} &= C_l^{TT,\text{map}} C_{l'}^{EE,\text{map}}, \\ C_{ET,ET}^{ll'} &= C_{l'}^{TT,\text{map}} C_l^{EE,\text{map}}, \\ C_{TE,ET}^{ll'} &= C_{ET,TE}^{ll'} = C_l^{TE,\text{map}} C_{l'}^{TE,\text{map}}, \end{aligned} \quad (44)$$

and for $l = l'$,

$$C_{ET,ET}^{ll} = C_l^{TT,\text{map}} C_l^{EE,\text{map}} \left(C_l^{TE,\text{map}} \right)^2. \quad (45)$$

There are also TE-EE covariances. However, since TE and EE are almost always weaker probes of the rotation, we do not include these additional expressions here.

C. Quadratic Estimators for BE (or TE) only

As an example (and for clarity), we can write down the expressions for the estimator and noise in the case where we use only information from the BE correlator to determine α_{LM} . In this case, the estimator is

$$\hat{\alpha}_{LM} = \sigma_{\alpha_{LM}}^2 \sum_{l' \geq l} (1 + \delta_{ll'})^{-1} G_{ll'}^L \times \left[\frac{F_{ll'}^{L,BE} D_{ll'}^{LM,BE,\text{map}}}{C_l^{BB,\text{map}} C_{l'}^{EE,\text{map}}} + (B \leftrightarrow E) \right], \quad (46)$$

and the noise is given by

$$\sigma_{\alpha_{LM}}^{-2} = \sum_{l' \geq l} (1 + \delta_{ll'})^{-1} G_{ll'}^L \times \left[\frac{(F_{ll'}^{L,BE})^2}{C_l^{BB,\text{map}} C_{l'}^{EE,\text{map}}} + (B \leftrightarrow E) \right]. \quad (47)$$

The ll' sums here are over values that satisfy $l + l' + L = \text{even}$. The estimator and variance for TB are the same after the replacement $E \rightarrow T$.

IV. FLAT-SKY LIMIT AND COMPARISON WITH PREVIOUS WORK

In this Section, we derive the flat-sky limit of the variances for the rotation on the full sky and compare our results to those of Ref. [15]. We work out the EB case, where $l + l' + L = \text{even}$. The other three cases follow analogously.

From Eqs. (47) and (34), the variance is

$$\sigma_L^{-2} = 4 \sum_{l' > l} (H_{ll'}^L)^2 G_{ll'}^L (W_l W_{l'})^2 \times \left[\frac{(C_{l'}^{EE})^2}{C_l^{BB,\text{map}} C_{l'}^{EE,\text{map}}} + \frac{(C_l^{EE})^2}{C_{l'}^{BB,\text{map}} C_l^{EE,\text{map}}} \right]. \quad (48)$$

The two terms in Eq. (48) are the same under the exchange of l and l' . Thus, after renaming the indices on one of the two terms, we get the sums over $l < l'$ and $l > l'$, which covers the whole range of l 's⁸. We are left with

$$(\sigma_L)^{-2} = 4 \sum_{ll'} X_{ll'}^L G_{ll'}^L (H_{ll'}^L)^2, \quad (49)$$

where we have defined

$$X_{ll'}^L \equiv (W_l W_{l'})^2 \frac{(C_{l'}^{EE})^2}{C_{l'}^{EE,\text{map}} C_l^{BB,\text{map}}}. \quad (50)$$

We now derive the limit of high multipoles.⁹ We start by using the approximation [21],

$$H_{ll'}^L \approx \cos 2\varphi_{ll'} \begin{pmatrix} l & l' & L \\ 0 & 0 & 0 \end{pmatrix}, \quad (51)$$

for the $L + l + l' = \text{even}$ case. From Eqs. (32) and (51), we have

$$G_{ll'}^L (H_{ll'}^L)^2 \xrightarrow{L,l,l' \rightarrow \infty} \frac{ll'}{\pi} \begin{pmatrix} l & l' & L \\ 0 & 0 & 0 \end{pmatrix}^2 \cos^2 2\varphi_{ll'}. \quad (52)$$

From the relation of the spherical harmonics and Wigner 3j symbols (see Appendix A), this gives, for large L ,

$$(\sigma_L)^{-2} \xrightarrow{L,l,l' \rightarrow \infty} 4 \sum_{ll'} X_{ll'}^L \sqrt{\frac{ll'}{2\pi L}} \times \int d\hat{n} Y_{l0} Y_{l'0} Y_{L0} \cos^2 2\varphi_{ll'}. \quad (53)$$

Given that

$$\int_0^{2\pi} \frac{d\varphi_l}{2\pi} e^{im\varphi_l} = \delta_{m,0}, \quad (54)$$

Eq. (53) can be re-written using

$$\begin{aligned} & \sum_{mm'M} \sum_{ll'} \sqrt{\frac{ll'}{2\pi L}} \int d\hat{n} Y_{lm}^* Y_{l'm'} Y_{LM} \delta_{M,0} \delta_{m,0} \delta_{m',0} \\ &= \sum_{mm'M} \sum_{ll'} \sqrt{\frac{ll'}{2\pi L}} \int d\hat{n} Y_{lm}^* Y_{l'm'} Y_{LM} \\ & \quad \int \frac{d\varphi_l d\varphi_{l'} d\varphi_L}{(2\pi)^3} e^{i(M\varphi_L + m'\varphi_{l'} - m\varphi_l)}. \end{aligned} \quad (55)$$

We use relations from Ref. [21]

$$e^{i\vec{l} \cdot \vec{n}} \approx \sqrt{\frac{2\pi}{l}} \sum_m i^m Y_{lm} e^{im\varphi_l}, \quad (56)$$

$$\begin{aligned} \delta(\vec{L} - (\vec{l} - \vec{l}')) &= \int \frac{d\hat{n}}{(2\pi)^2} e^{i(\vec{L} - \vec{l} + \vec{l}') \cdot \hat{n}} \\ &\approx \int \frac{d\hat{n}}{(2\pi)^2} \sum_{mm'M} Y_{lm}^* Y_{l'm'} Y_{LM} \sqrt{\frac{(2\pi)^3}{ll'L}} \\ & \quad e^{i(M\varphi_L + m'\varphi_{l'} - m\varphi_l)}, \end{aligned} \quad (57)$$

and replace the sum with the integral,

$$\sum_{ll'} \int d\varphi_l d\varphi_{l'} ll' \leftrightarrow \int \int d^2\vec{l} d^2\vec{l}'. \quad (58)$$

⁸ Note that, when we switch to integration, as shown further on in the text, the $l = l'$ term is of measure zero, and can be ignored.

⁹ If L is large, then the triangle inequalities and the requirement for non-flat triangles ensures that l and l' are also large.

From Eqs. (55)–(58) and Eq. (53), and after integrating over $d\varphi_L$, we obtain the flat-sky limit for variance in the EB case,

$$(\sigma_L)^{-2} \xrightarrow{L,l,l' \rightarrow \infty} 4 \int \frac{d^2l'}{(2\pi)^2} \cos^2 2\varphi_{l'l} \quad (59)$$

$$\times (W_l W_{l'})^2 \frac{(C_V^{EE})^2}{C_l^{BB,\text{map}} C_V^{EE,\text{map}}}.$$

This can be shown to agree with the results of Ref. [15] after combining their Eqs. (7) and (8) and results from their Table 1.

V. NUMERICAL RESULTS

We now present numerical results for the variances of the estimators for a position-dependent rotation, for different instruments. The primordial power spectra, at the surface of last scatter, are obtained using WMAP-5 cosmological parameters: $\Omega_b h^2 = 0.02267$, $\Omega_c h^2 = 0.1131$, $\Lambda = 0.726$, $n_s = 0.960$, $\tau = 0.084$, and a power spectrum normalized to WMAP5 [11].

We analyze three different experiments: (i) CMBPol's (EPIC-2m) 150 GHz channel with resolution $\theta_{\text{fwhm}} = 5'$, taking the relevant parameters as given in Ref. [23], a noise-equivalent temperature $\text{NET} = 2.8 \mu\text{K}\sqrt{\text{sec}}$ and the observation time $t_{\text{obs}} = 4$ yr; (ii) Planck 143 GHz channel, with $\theta_{\text{fwhm}} = 7.1'$, $\text{NET} = 31 \mu\text{K}\sqrt{\text{sec}}$ and $t_{\text{obs}} = 1.2$ yr; (iii) WMAP, with $\theta_{\text{fwhm}} = 21'$, $\sigma_T = 30 \mu\text{K}$ and $\sigma_P = 42.6 \mu\text{K}$ [19]. The NET parameters specified for Planck and CMBPol are related to the temperature/polarization pixel-noise variances through $\sigma_T^2/N_{\text{pix}} = f_{\text{sky}}(\text{NET})^2/t_{\text{obs}}$, where f_{sky} is the fractional sky coverage (here assumed to be unity).

We evaluate the expressions for variances derived in the previous Section, for each of the three experiments, and show in Fig. 1 the numerical results for EB, EE, TB, and TE correlations.

The first thing to notice about the variance levels in these three experiments is that both the lower noise and the higher resolution contribute to about two orders of magnitude improvement in the sensitivity to a rotation from WMAP to Planck and will lead to yet more than another order-of-magnitude improvement in CMBPol. This is illustrated in more detail in Fig. 3, where the variances in the EB and TB estimators are compared for all three experiments.

From Fig. 1, we see that, at low multipoles (below L of about 200), the most sensitive estimators for all three experiments will be those derived from the EB and TB correlations. This comes about because of the absence of any TB or EB correlation under the assumption (justified largely by upper limits to the B mode amplitude) of no B modes at the surface of last scatter. We separately look at the TB-estimator variance for WMAP and the EB-estimator variances for Planck and CMBPol, in Fig. 2.

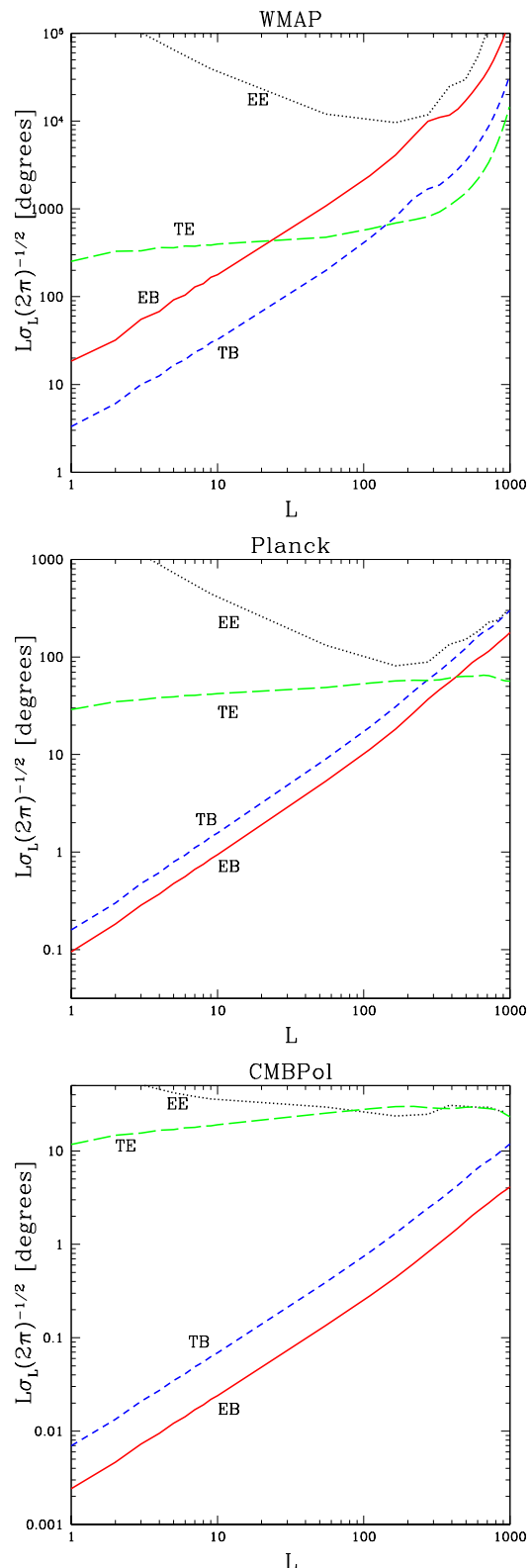


FIG. 1: Variances for the four rotation estimators for WMAP, Planck, and CMBPol are shown. We see that, at low multipoles, the lowest-error estimator for Planck and CMBPol comes from the EB correlation, and for WMAP from the TB correlation.

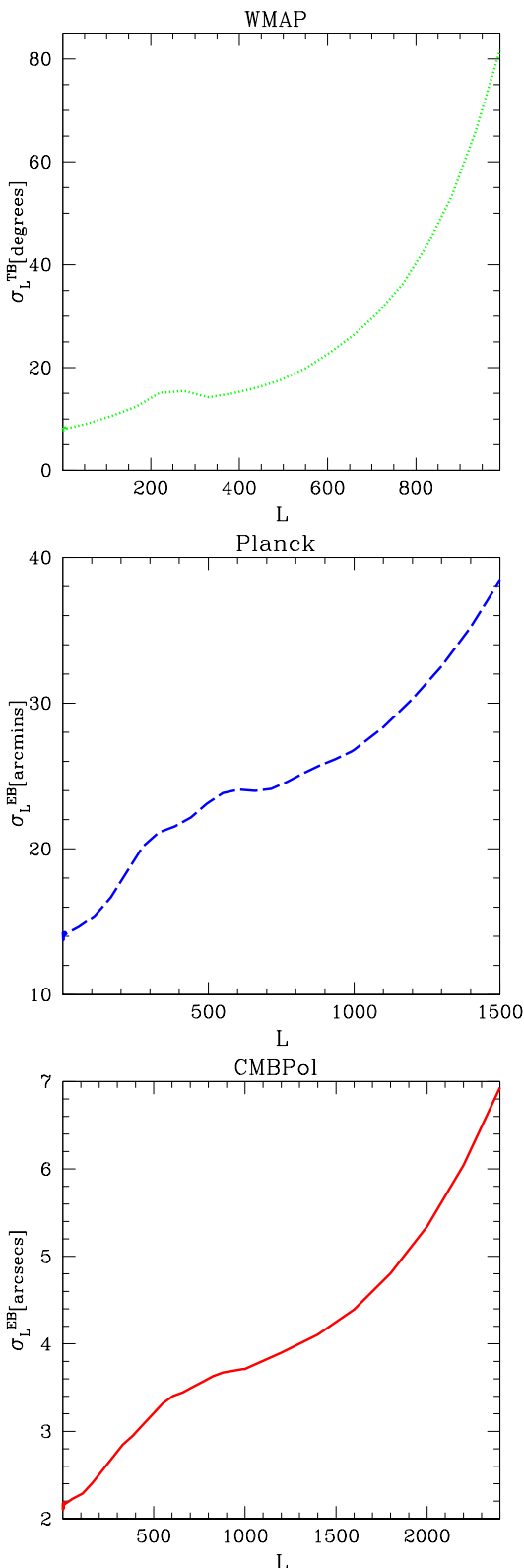


FIG. 2: The variances of the estimators for rotation are shown in linear scale, for WMAP (variance from the TB correlator), Planck (from EB) and CMBPol (from EB). The range of the plots is chosen so that it covers the resolution domain of the instrument. The exponential rise at high L , due to the window function, is visible. Note the difference in scale on the y -axis in all three panels.

For WMAP, we find a TB-estimator variance of 8.3° at $L = 0$, which is consistent with the current constraints on a uniform rotation¹⁰ [10, 11] (see Appendix C). The dipole and quadrupole components of the rotation have the same variances as the monopole ($L = 0$), since the variance remains fairly flat out to L of about 100, in all three instruments. Above $L \simeq 400$, the variance increases rapidly. This happens when the exponential part of the window functions dominates (due to the finite angular resolution of the instrument). Also, since the correlation angle for polarization is about 10 times smaller than that for temperature, the exponential tail in the EE-estimator case becomes prominent at higher multipoles than in the TE case. The variance from the EB-estimator at $L = 0$ is 46.2° for WMAP, and thus not constraining. The TE-estimator variance quickly drops below the EB-estimator variance (at $L \simeq 20$) and below the TB-estimator variance (at $L \simeq 150$). However, the variance σ_L at these L is so large ($\gtrsim 100$) that the measurements are not at all constraining. Similar features are apparent in plots for the other two experiments.

For Planck, the variances of the EB and TB estimators are more comparable, and the constraints to all rotation multipoles in the range from L of 0 to about 300 come from the EB variance. At $L = 0$ the variance is $14'$ and $24'$, for the EB- and TB-estimator variances, respectively. Planck can thus provide an order-of-magnitude better sensitivity to the uniform rotation than the current WMAP sensitivity. For high multipoles, above $L \simeq 400$ or so, the TE-estimator variance becomes the smallest one. At $L \simeq 800$, a rapid rise in all four variances is visible, due to the limitations in angular resolution and the correlation angle of the polarization.

For CMBPol, the EB-estimator variance is the smallest in the whole range of multipoles from 0 to 1000. At $L = 0$, the EB and TB values are, respectively, $2.2''$ and $6.3''$, which is better than Planck by more than an order of magnitude. Similarly to WMAP and Planck variances, we observe a rapid rise in the variance above $L \simeq 1000$, corresponding to the resolution limitations and/or the polarization correlation length.

In Fig. 4 we show the variance for the combined minimum-variance estimator, obtained from all four estimators, with inverse-variance weighting. We have not included the covariance between the four estimators in this numerical calculation. However, this omission should make negligible difference for the WMAP and CMBPol curves, where the variance is determined primarily by TB and EB, respectively; the Planck curve may be increased, but only slightly. The run of this combined variance with L differs very little from the smallest/constraining variance (that is TB in the case of WMAP and EB in the

¹⁰ Note that we calculate the multipole moments of rotation, so a uniform rotation of angle α has $\alpha_{00} = \sqrt{4\pi}\alpha$. Thus, $\alpha_{00} = 8.3^\circ$ is equivalent to $\alpha = 2.3^\circ$.

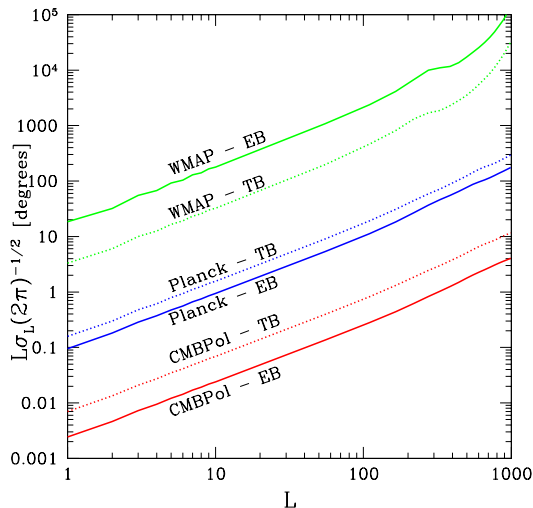


FIG. 3: The best constraints to rotation, i.e. the variances for estimators from the EB and TB correlations, are compared for three instruments. Planck gives about 2 orders of magnitude improvement in comparison to WMAP, and CMBPol is one order of magnitude better than Planck.

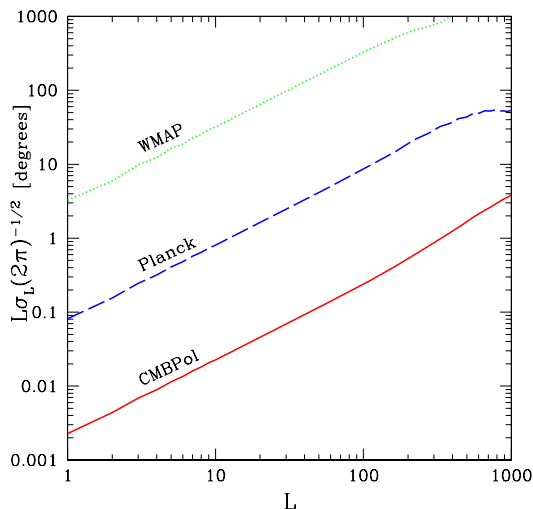


FIG. 4: The combined variance, for all four estimators for rotation, is shown for WMAP, Planck and CMBPol. Note that, due to the inverse-weight summing, the smallest of the four variances dominates the shape of the curves.

case of Planck and CMBPol), because that term dominates the sum.

As a check, we repeated our calculations for the EB-correlator using the flat-sky formulas from §IV, and compared those results to the full-sky. The two sets of variances are in good agreement at high multipoles, where the flat sky makes a valid approximation (better than a fraction of a percent for $L \gtrsim 50$). The discrepancy increases up to $\sim 4\%$ at lower L . Fig. 5 compares the variances obtained from the full- and flat-sky treatments

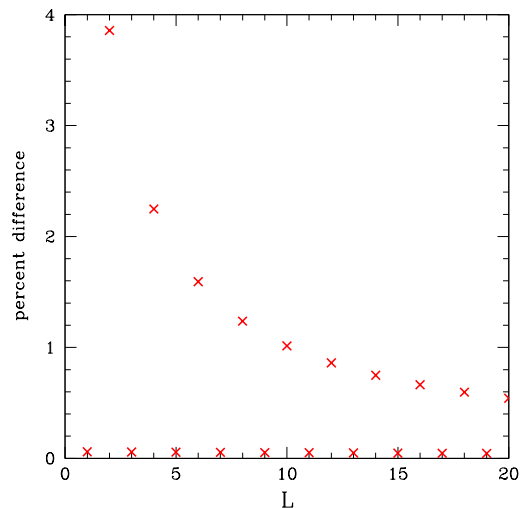


FIG. 5: Comparison between the full- and flat-sky expressions for the variance in the low- L regime. The discrepancy between the two is larger for even L because of the additional contributions to the estimators from $l = l'$.

at low L . Finally, we re-did the full-sky calculations using the same instrumental parameters as in Ref. [15]; these are also in good agreement with our results at high L 's (better than 7% for $L \gtrsim 50$, and about 11% at $L = 0$).

VI. CONCLUSIONS AND SUMMARY

Exotic mechanisms, such as quintessence fields that couple to the pseudoscalar of electromagnetism, could rotate the linear polarization of the CMB. In this paper, we derive the complete set of minimum-variance estimators for a position-dependent rotation of the CMB polarization, and thus provide a recipe, given a full-sky map, for measuring the rotation angle as a function of position on the sky. We also evaluate the variances with which the rotation-angle spherical-harmonic coefficients can be measured for WMAP, Planck, and CMBPol. Our results indicate that EB and TB correlations will provide more sensitive probes of the rotation angle than TE and EE correlations, and that EB becomes better, relative to TB, as the instrumental noise is reduced. We have checked that our results for the variances recover prior results, both analytically and numerically, in the flat-sky limit. As an additional check, Appendix C shows that our expressions for the rotation-angle variance recovers that expected for a uniform rotation. Appendix B shows that parity considerations can be used to distinguish the effects of rotation and of weak lensing on the CMB temperature/polarization map.

Now that we have elucidated the all-sky formalism, the next step will be to work out algorithms for recovery of the rotation angle for a map with partial sky coverage. We anticipate that analogous techniques for determining

the cosmic-shear deflection angle may be adapted for this purpose.

Acknowledgments

VG thanks Itamar Yaakov and Michael Kesden for useful comments. This work was supported by DoE DE-FG03-92-ER40701 and the Gordon and Betty Moore Foundation.

APPENDIX A: Some Useful Formulas

Some formulas used in §II and §III are included here. The metric tensor and its inverse on a unit 2-sphere (i.e. on the *sky*) is

$$g = \begin{pmatrix} 1 & 0 \\ 0 & \sin^2 \theta \end{pmatrix}, \quad (60)$$

$$g^{-1} = \begin{pmatrix} 1 & 0 \\ 0 & \frac{1}{\sin^2 \theta} \end{pmatrix}. \quad (61)$$

The Levi-Civita tensor on a unit 2-sphere is

$$\varepsilon = \begin{pmatrix} 0 & \sin \theta \\ -\sin \theta & 0 \end{pmatrix}. \quad (62)$$

An orthonormal basis on a unit 2-sphere is

$$\hat{e}_\theta = \begin{pmatrix} 1 \\ 0 \end{pmatrix}, \quad \hat{e}_\phi = \begin{pmatrix} 0 \\ \sin \theta \end{pmatrix}. \quad (63)$$

Some useful properties of the Wigner 3j symbols and related quantities include

$$\begin{pmatrix} l_1 & l_2 & l_3 \\ m_1 & m_2 & m_3 \end{pmatrix} = (-1)^{l_1+l_2+l_3} \begin{pmatrix} l_1 & l_2 & l_3 \\ -m_1 & -m_2 & -m_3 \end{pmatrix}, \quad (64)$$

$$\begin{pmatrix} l_1 & l_2 & l_3 \\ m_1 & m_2 & m_3 \end{pmatrix} = \begin{pmatrix} l_2 & l_3 & l_1 \\ m_2 & m_3 & m_1 \end{pmatrix}, \quad (65)$$

$$\begin{pmatrix} l_1 & l_2 & l_3 \\ m_1 & m_2 & m_3 \end{pmatrix} = (-1)^{l_1+l_2+l_3} \begin{pmatrix} l_2 & l_1 & l_3 \\ m_2 & m_1 & m_3 \end{pmatrix}, \quad (66)$$

$$\begin{pmatrix} l & l & 0 \\ m & -m & 0 \end{pmatrix} = \frac{(-1)^{l-m}}{\sqrt{2l+1}}, \quad (67)$$

$$m_1 + m_2 + m_3 \neq 0 \Rightarrow \begin{pmatrix} l_1 & l_2 & l_3 \\ m_1 & m_2 & m_3 \end{pmatrix} = 0, \quad (68)$$

$$\begin{aligned} \sum_{m_1 m_2} (2l_3 + 1) \begin{pmatrix} l_1 & l_2 & l_3 \\ m_1 & m_2 & m_3 \end{pmatrix} \begin{pmatrix} l_1 & l_2 & l_3' \\ m_1 & m_2 & m_3' \end{pmatrix} \\ = \delta_{l_3 l_3'} \delta_{m_3 m_3'}. \end{aligned} \quad (69)$$

The relation between spherical harmonics and Wigner 3j symbols is

$$\begin{aligned} & \int d\hat{n} Y_{l_1 m_1}(\hat{n}) Y_{l_2 m_2}(\hat{n}) Y_{l_3 m_3}(\hat{n}) \\ &= \sqrt{\frac{(2l_1+1)(2l_2+1)(2l_3+1)}{4\pi}} \\ & \times \begin{pmatrix} l_1 & l_2 & l_3 \\ m_1 & m_2 & m_3 \end{pmatrix} \begin{pmatrix} l_1 & l_2 & l_3 \\ 0 & 0 & 0 \end{pmatrix} \end{aligned} \quad (70)$$

APPENDIX B: Rotation vs. Weak Lensing

The effects of rotation and weak lensing [21, 24] on polarization are orthogonal and can thus be distinguished geometrically with a full-sky map. For example, if we start off with a pure E mode at the surface of last scatter, rotation induces a B mode, given by Eq. (6), where the only non-zero terms are those that satisfy $L+l+l_2 = \text{even}$. However, if we analyse the effect of weak lensing (see Ref. [24]), a pure E mode polarization tensor changes by

$$\delta P_{ab} = (\nabla_c \varphi) (\nabla^c P_{ab}), \quad (71)$$

where φ is the projection of the gravitational potential along the line of sight. Thus, the B mode induced by weak lensing is

$$\begin{aligned} \delta B_{lm} &= \int d\hat{n} \delta P_{ab}(\hat{n}) Y_{(lm)}^{B*,ab}(\hat{n}) \\ &= 2 \sum_{LM} \sum_{l_2 m_2} \varphi_{LM} E_{l_2 m_2} \\ & \int d\hat{n} Y_{(lm)}^{B*,ab} (\nabla_c Y_{(LM)}) (\nabla^c Y_{(l_2 m_2)ab}^E). \end{aligned} \quad (72)$$

The parity of the spherical harmonic Y_{LM} is $(-1)^L$. The parity of the E-mode term in the integral is $(-1)^{l_2}$, and the parity of the B-mode term is $(-1)^{l+1}$. The parity of the integrand in Eq. (72) is then $(-1)^{L+l+l_2+1}$. Therefore, the integral is non-vanishing only for terms that satisfy $L+l+l_2 = \text{odd}$.

We conclude that the rotation induces B modes that satisfy $L+l+l_2 = \text{even}$, while for weak lensing we have $L+l+l_2 = \text{odd}$ [see Eqs. (6) and (20)]. Thus, the two effects can be entirely separated.

Strictly speaking, this orthogonality between lensing and rotation occurs only at linear order in the rotation and lensing amplitudes in the limit that lensing and rotation are both small. If a lensed field is then rotated, and/or if a rotated field is then lensed, then the orthogonality will break down. However, this will occur only with an amplitude that is proportional to the product of the lensing and rotation amplitudes. We have here implicitly assumed this to be small and leave the full treatment of this higher-order effect for future work.

APPENDIX C: Uniform Rotation Cross-Check

We can perform a cross-check of our formulas for variances of the rotation, by analyzing only the $L = 0$ term, where all the representation-theory coefficients can be readily evaluated. We do so for the EB case. From Eqs. (49) and (50) (for $l = l'$), after evaluating the coefficients for $L = 0$, we get the variance of the uniform-rotation estimator to be

$$(\sigma_{00})^{-2} = \frac{1}{\pi} \sum_l \frac{[C_l^{EE}(W_l)]^2 (2l+1)}{C_l^{EE,\text{map}} C_l^{BB,\text{map}}}. \quad (73)$$

We can see that this is indeed the right expression for uniform rotation, by noting that the B mode induced by small rotation, from a pure E mode, is given by Eq. (3). The induced EB power spectrum in that case is

$$C_l^{EB} = 2\alpha C_l^{EE}, \quad (74)$$

and estimators for the rotation can be expressed for each lm pair as

$$\hat{\alpha} = \frac{E_{lm}^{\text{map}} B_{lm}^{\text{map}}}{2C_l^{EE} W_l^2}. \quad (75)$$

The variance of rotation is then calculated from all lm pairs as

$$\sigma^{-2} = \sum_{l=0}^{\infty} \sum_{m=-l}^l \frac{1}{\langle (\hat{\alpha})^2 \rangle} = \sum_l (2l+1) \frac{4[C_l^{EE}(W_l)]^2}{C_l^{EE,\text{map}} C_l^{BB,\text{map}}}, \quad (76)$$

where the factor of $(2l+1)$ comes from the sum over m , because the terms in the sum have effectively only index l . For $L = 0$, Eq. (76) reduces to Eq. (73), once the factor of $\sqrt{4\pi}$ by which α and α_{00} differ is taken into account.

APPENDIX D: Contributions of Multipole pairs to Rotation Estimator

In Fig. 6, we show the summand in Eq. (47), versus l and l' , for $L = 20, 200$, and 500 . These terms are the weights with which each ll' pair contributes to the EB estimator $\hat{\alpha}_{LM}$ for Planck (see Eq. (46)). Fig. 6 therefore illustrates which multipoles in the EE power spectrum are expected to contribute most to the three chosen rotation multipoles. From the Figure, we see that the region allowed by triangle inequalities grows with L , and that the peaks along l' correspond to the peaks in the EE power spectrum. There is also an overall exponential decay from the window functions, with a characteristic scale of $l' \sim 1000$, beyond which the distributions fall to zero.

Overall, the EE multipoles that affect the estimate of the rotation at $L = 20$ and 200 seem to be predominantly those that correspond to the strongest peaks in the EE power spectrum, below the resolution limit of $l' \sim 1000$

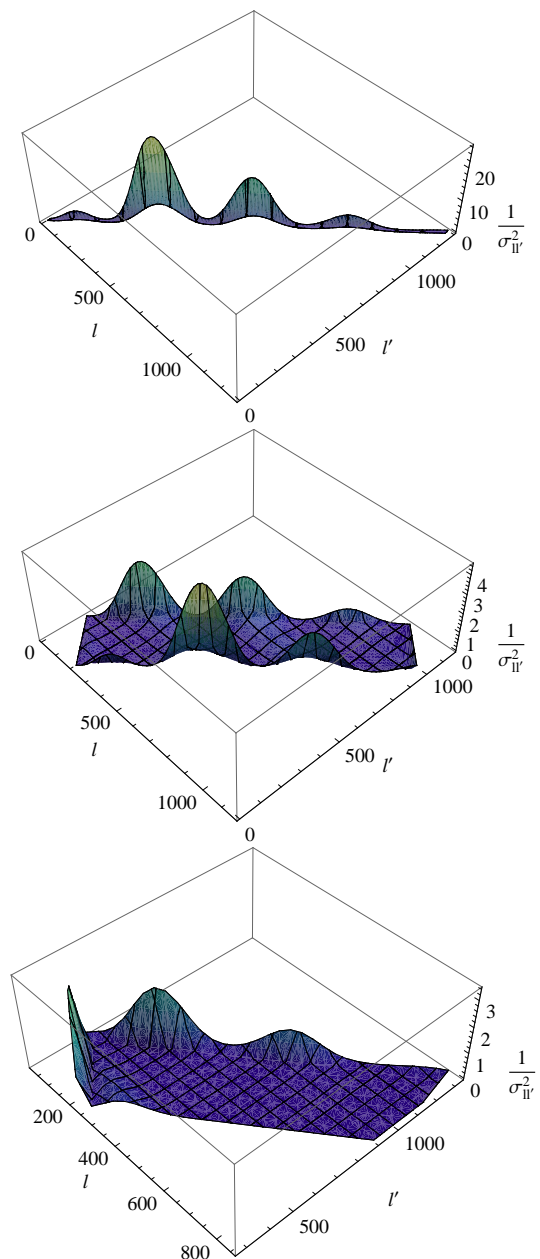


FIG. 6: The summands in Eq. (47) are plotted versus l and l' . Plots for three different rotation multipole coefficients are shown: $L = 20$ (top panel), $L = 200$ (middle panel), and $L = 500$ (bottom panel). The plots suggest that the major contribution to any given rotation multipole coefficient comes from the ll' estimators that correspond to the strongest peaks in the EE power spectrum above the resolution limit of the instrument.

(i.e. l' of about 400, 700, and 1000; see Fig. 7). The relative contributions are shown in the top two panels of Fig. 6. The bottom panel of the same Figure shows the $L = 500$ case. There, we see that the largest contribution is local, i.e. it comes from non-flat triangles at multipoles below $l' \sim 500$, and the secondary contribution comes from the EE power-spectrum peaks at l' of about 700

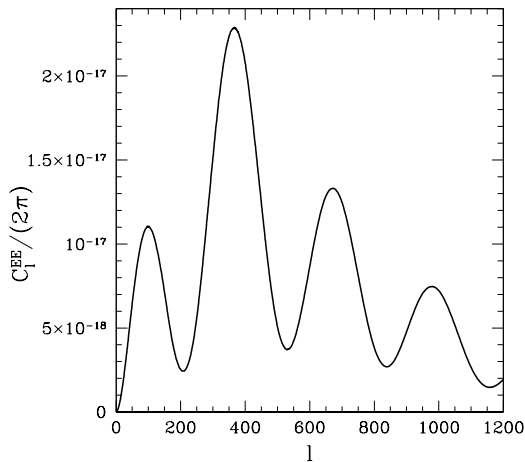


FIG. 7: The EE power spectrum used for numerical estimates in §V is shown. The main peaks of the power spectrum are visible at $L \sim 150, 400, 700$, and 1000 (see Fig. 7).

-
- [1] P. de Bernardis *et al.* [Boomerang Collaboration], *Nature* **404**, 955 (2000) [arXiv:astro-ph/0004404]; A. D. Miller *et al.*, *Astrophys. J.* **524**, L1 (1999) [arXiv:astro-ph/9906421]; S. Hanany *et al.*, *Astrophys. J.* **545**, L5 (2000) [arXiv:astro-ph/0005123]; N. W. Halverson *et al.*, *Astrophys. J.* **568**, 38 (2002) [arXiv:astro-ph/0104489]; B. S. Mason *et al.*, *Astrophys. J.* **591**, 540 (2003) [arXiv:astro-ph/0205384]; A. Benoit *et al.* [the Archeops Collaboration], *Astron. Astrophys.* **399**, L25 (2003) [arXiv:astro-ph/0210306]; J. H. Goldstein *et al.*, *Astrophys. J.* **599**, 773 (2003) [arXiv:astro-ph/0212517]; D. N. Spergel *et al.* [WMAP Collaboration], *Astrophys. J. Suppl.* **148**, 175 (2003) [arXiv:astro-ph/0302209]; C. L. Reichardt *et al.*, arXiv:0801.1491 [astro-ph]; D. N. Spergel *et al.* [WMAP Collaboration], *Astrophys. J. Suppl.* **170**, 377 (2007) [arXiv:astro-ph/0603449]; J. Dunkley *et al.* [WMAP Collaboration], *Astrophys. J. Suppl.* **180**, 306 (2009) [arXiv:0803.0586 [astro-ph]].
- [2] J. Bock *et al.*, arXiv:astro-ph/0604101.
- [3] A. H. Guth, *Phys. Rev. D* **23**, 347 (1981); A. Albrecht and P. J. Steinhardt, *Phys. Rev. Lett.* **48**, 1220 (1982); A. D. Linde, *Phys. Lett. B* **108**, 389 (1982).
- [4] M. Kamionkowski and A. Kosowsky, *Ann. Rev. Nucl. Part. Sci.* **49**, 77 (1999) [arXiv:astro-ph/9904108].
- [5] M. Kamionkowski, A. Kosowsky and A. Stebbins, *Phys. Rev. D* **55**, 7368 (1997) [arXiv:astro-ph/9611125]; M. Kamionkowski, A. Kosowsky and A. Stebbins, *Phys. Rev. Lett.* **78**, 2058 (1997) [arXiv:astro-ph/9609132].
- [6] M. Zaldarriaga and U. Seljak, *Phys. Rev. D* **55**, 1830 (1997) [arXiv:astro-ph/9609170]. U. Seljak and M. Zaldarriaga, *Phys. Rev. Lett.* **78**, 2054 (1997) [arXiv:astro-ph/9609169].
- [7] M. Kamionkowski and A. Kosowsky, *Phys. Rev. D* **57**, 685 (1998) [arXiv:astro-ph/9705219].
- [8] S. M. Carroll, *Phys. Rev. Lett.* **81**, 3067 (1998) [arXiv:astro-ph/9806099].
- [9] A. Lue, L. M. Wang and M. Kamionkowski, *Phys. Rev. Lett.* **83**, 1506 (1999) [arXiv:astro-ph/9812088]; N. F. Lepora, arXiv:gr-qc/9812077; K. R. S. Balaji, R. H. Brandenberger and D. A. Easson, *JCAP* **0312**, 008 (2003) [arXiv:hep-ph/0310368].
- [10] B. Feng *et al.*, *Phys. Rev. Lett.* **96**, 221302 (2006) [arXiv:astro-ph/0601095]; T. Kahniashvili, R. Durrer and Y. Maravin, arXiv:0807.2593 [astro-ph]; J. Q. Xia *et al.*, arXiv:0803.2350 [astro-ph]; J. Q. Xia *et al.*, arXiv:0710.3325 [hep-ph]; E. Y. Wu *et al.* [QUaD Collaboration], arXiv:0811.0618 [astro-ph]; L. Pagano *et al.*, arXiv:0905.1651 [astro-ph.CO].
- [11] E. Komatsu *et al.* [WMAP Collaboration], arXiv:0803.0547 [astro-ph].
- [12] M. Pospelov, A. Ritz and C. Skordis, arXiv:0808.0673 [astro-ph]; M. Li and X. Zhang, *Phys. Rev. D* **78**, 103516 (2008) [arXiv:0810.0403 [astro-ph]].
- [13] S. Gardner, *Phys. Rev. Lett.* **100**, 041303 (2008) [arXiv:astro-ph/0611684].
- [14] M. Kamionkowski, arXiv:0810.1286 [astro-ph].
- [15] A. P. S. Yadav, R. Biswas, M. Su and M. Zaldarriaga, arXiv:0902.4466 [astro-ph.CO].
- [16] <http://www.rssd.esa.int/PLANCK>.
- [17] J. Bock *et al.*, arXiv:0805.4207 [astro-ph].
- [18] A. L. Erickcek, S. M. Carroll and M. Kamionkowski, *Phys. Rev. D* **78**, 083012 (2008) [arXiv:0808.1570 [astro-ph]]; A. L. Erickcek, M. Kamionkowski and S. M. Carroll, *Phys. Rev. D* **78**, 123520 (2008) [arXiv:0806.0377 [astro-ph]].
- [19] A. R. Pullen and M. Kamionkowski, *Phys. Rev. D* **76**, 103529 (2007) [arXiv:0709.1144 [astro-ph]].
- [20] J. Hoftuft *et al.*, arXiv:0903.1229 [astro-ph.CO]; F. K. Hansen *et al.*, arXiv:0812.3795 [astro-ph]; H. K. Eriksen *et al.*, *Astrophys. J.* **605**, 14 (2004) [Erratum-ibid. **609**, 1198 (2004)]

- [arXiv:astro-ph/0307507]; F. K. Hansen, A. J. Banday, and K. M. Górski, *Mon. Not. Roy. Astron. Soc.* **354**, 641 (2004) [arXiv:astro-ph/040420]; H. K. Eriksen *et al.*, *Astrophys. J.* **660**, L81 (2007) [arXiv:astro-ph/0701089].
- [21] W. Hu, *Phys. Rev. D* **62**, 043007 (2000) [arXiv:astro-ph/0001303].
- [22] A. Hajian and T. Souradeep, arXiv:astro-ph/0501001; T. Souradeep, A. Hajian and S. Basak, *New Astron. Rev.* **50**, 889 (2006) [arXiv:astro-ph/0607577]; A. Hajian and T. Souradeep, *Phys. Rev. D* **74**, 123521 (2006) [arXiv:astro-ph/0607153]; A. Hajian and T. Souradeep, *Astrophys. J.* **597**, L5 (2003) [arXiv:astro-ph/0308001]; S. Basak, A. Hajian and T. Souradeep, *Phys. Rev. D* **74**, 021301 (2006) [arXiv:astro-ph/0603406].
- [23] M. Betoule *et al.*, arXiv:0901.1056 [astro-ph.CO].
- [24] M. Zaldarriaga and U. Seljak, *Phys. Rev. D* **58**, 023003 (1998) [arXiv:astro-ph/9803150]; U. Seljak and M. Zaldarriaga, *Phys. Rev. Lett.* **82**, 2636 (1999) [arXiv:astro-ph/9810092]; M. Zaldarriaga and U. Seljak, *Phys. Rev. D* **59**, 123507 (1999) [arXiv:astro-ph/9810257]; T. Okamoto and W. Hu, *Phys. Rev. D* **67**, 083002 (2003) [arXiv:astro-ph/0301031]; W. Hu and T. Okamoto, *Astrophys. J.* **574**, 566 (2002) [arXiv:astro-ph/0111606]; M. Kesden, A. Cooray and M. Kamionkowski, *Phys. Rev. Lett.* **89**, 011304 (2002) [arXiv:astro-ph/0202434]; L. Knox and Y. S. Song, *Phys. Rev. Lett.* **89**, 011303 (2002) [arXiv:astro-ph/0202286]; M. H. Kesden, A. Cooray and M. Kamionkowski, *Phys. Rev. D* **67**, 123507 (2003) [arXiv:astro-ph/0302536]; P. Cabella and M. Kamionkowski, arXiv:astro-ph/0403392; A. Lewis and A. Challinor, *Phys. Rept.* **429**, 1 (2006) [arXiv:astro-ph/0601594].