

Detecting the most distant ($z > 7$) objects with ALMA

Fabian Walter · Chris Carilli

Received: 1 March 2007 / Accepted: 26 July 2007 / Published online: 11 October 2007
© Springer Science+Business Media B.V. 2007

Abstract Detecting and studying objects at the highest redshifts, out to the end of Cosmic Reionization at $z > 7$, is clearly a key science goal of ALMA. ALMA will in principle be able to detect objects in this redshift range both from high- J ($J > 7$) CO transitions and emission from ionized carbon, [CII], which is one of the main cooling lines of the ISM. ALMA will even be able to resolve this emission for individual targets, which will be one of the few ways to determine dynamical masses for systems in the Epoch of Reionization. We discuss some of the current problems regarding the detection and characterization of objects at high redshifts and how ALMA will eliminate most (but not all) of them.

Keywords Radio lines: ISM · Galaxies: high-redshifts · ISM: lines and bands

1 Introduction: the highest redshift galaxies

In recent years, deep narrow band surveys have revealed a major population of Lyman Alpha Emitters (LAE) out to very high redshifts (e.g. Hu et al. 2002; Kurk et al. 2004; Stern et al. 2005; Murayama et al. 2007). In particular, Taniguchi et al. (2005) report the detection of 9 spectroscopically confirmed LAE at redshifts of $z \sim 6.6$ in the Subaru Deep Field (currently, the published LAE redshift record

holder is at $z = 6.98$, Iye et al. 2006). The mere presence of Lyman alpha emission in these sources provides strong evidence that they are undergoing bursts of star formation: the star formation rates of individual objects are $\sim 10 M_{\odot} \text{ yr}^{-1}$ (based on their FUV luminosities) and their redshifts place them well within the end of cosmic reionization. They also appear to be very numerous: Taniguchi et al. (2005) find ~ 30 LAEs in only a quarter degree field (e.g., compared to ~ 10 QSOs at $z > 6$ which are distributed over a quarter of the sky! Fan et al. 2004). This implies that LAEs may play an important role in reionizing the universe at $z > 6$ (for a review see Fan et al. 2006). Investigating the physical properties of these sources are thus of great interest and ALMA will play a critical role in studying these objects, as discussed in the following.

2 Interstellar medium: CO vs. [CII] emission

2.1 Carbon monoxide (CO)

Constraining the properties of the molecular gas in objects at the end of cosmic reionization is clearly of key importance as such observations (1) will measure the available ‘fuel’ for star formation, (2) will help to constrain the dynamical mass of the system and will thus (3) allow to put these objects in an evolutionary context for early galaxy formation. Typically, at low and high redshifts, CO emission is used as a tracer for the molecular gas phase (e.g. review by Solomon and Vanden Bout 2005). It is important to keep in mind though, that, at the highest z , only the very high rotational lines of CO will be observable with ALMA. E.g. even in the lowest (currently funded) frequency band of ALMA (band 3, 84–119 GHz), only CO transitions with $J > 7$ (i.e., CO(7–6), CO(8–7), etc.) will be observable at $z > 7$. This is

F. Walter (✉)
Max Planck Insitut für Astronomie, Heidelberg, Germany
e-mail: walter@mpia.de

C. Carilli
National Radio Astronomy Observatory, Charlottesville, USA
e-mail: ccarilli@nrao.edu

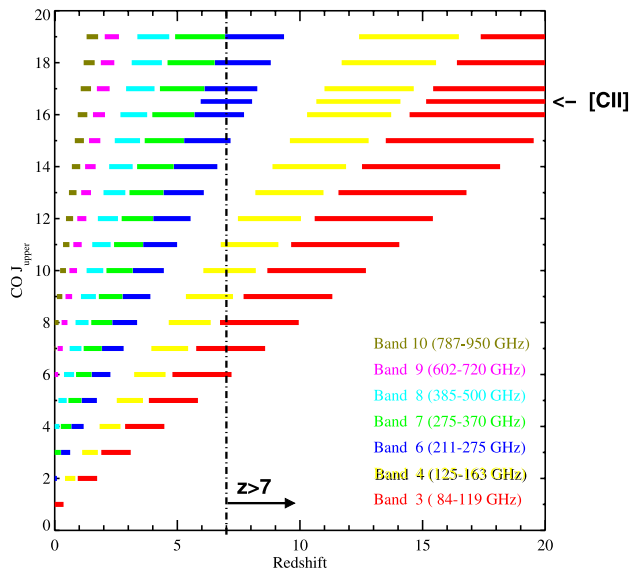


Fig. 1 ALMA CO ‘discovery space’: the *horizontal lines* indicate which CO transition (plotted on the y-axis) can be observed with which ALMA band as a function of redshift (plotted on the x-axis). For objects with $z > 7$, only the higher- J CO transitions can be observed with ALMA. The [CII] ‘discovery space’ is also indicated

graphically illustrated in Fig. 1 where we plot ALMA’s ‘CO discovery space’ (i.e., which line can be observed at which redshift using which ALMA band). The high- J transitions correspond to highly excited gas (either due to high kinetic temperatures, high densities, or both) which may not be excited in normal starforming environments. This is shown in Fig. 2 (taken from Weiss et al. 2007) where measured CO line strengths (as a function of J , this is sometimes referred to as CO line ladders/SEDs) are plotted for a number of key sources. What is immediately obvious from this plot is that most objects have sharply decreasing CO line strengths beyond $J > 8$, in particular starforming systems such as NGC 253, or the sub-millimeter galaxy plotted in this diagram (the quasars appear to be more excited, but their CO line SED still turns over at $J \sim 7$, for an exceptional object see APM07279, Weiss et al. 2007). This comparison immediately implies that emission from the CO molecule will typically be very difficult to observe with ALMA at $z > 7$ as the observable lines will simply not be excited.

2.2 Ionized carbon ([CII]) to the rescue!

An alternative tracer of the interstellar medium is one of the main cooling line of the ISM, the $^2P_{3/2} \rightarrow ^2P_{1/2}$ fine-structure line of C^+ (or [CII]). In brief, the [CII] line is expected to be much stronger than any of the CO lines. Given its high frequency (157.74 μm , corresponding to 1900.54 GHz) [CII] studies in the local universe are limited to airborne or satellite missions (e.g. Stacey et al. 1991; Malhotra et al. 1997; Madden et al. 1997). These studies

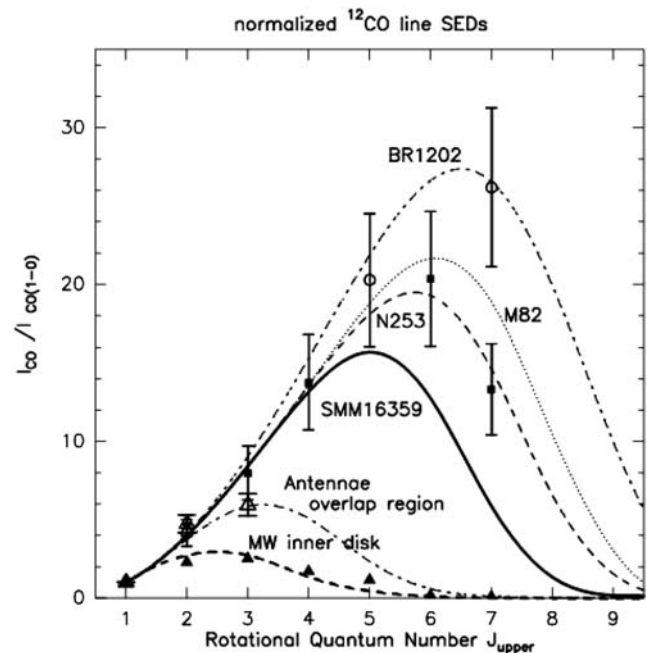


Fig. 2 Comparison of various normalized (by their CO(1–0) flux density) CO line SEDs at low and high redshift (figure taken from Weiss et al. 2007). The CO line SEDs decline rapidly beyond $J = 6-8$

have demonstrated that this single line can indeed carry a good fraction of the total infrared luminosity (L_{FIR}) of an entire galaxy. In the local universe, the ratio $L_{\text{CII}}/L_{\text{FIR}}$ has been found to be $2-5 \times 10^{-4}$ in the case of ULIRGS (e.g. Gerin and Phillips 2000), but is more like $5-10 \times 10^{-3}$ in more typical starforming galaxies (for a discussion on possible reasons for the suppressed ratio in ULIRGs see, e.g., Luhman et al. 1998). Notably, the ratio has been found to be 1% or even higher in low metallicity environments. E.g., in the low-metallicity galaxy IC10, $L_{\text{CII}}/L_{\text{FIR}}$ reaches values as high as 4%, with an average value of 2% (Madden et al. 1997; see Israel et al. 1996 for a similar result for the LMC). This is the reason why it has long been argued (e.g., Stark 1997) that observation of the [CII] line of pristine systems at the highest redshifts will likely be the key to study molecular gas in the earliest starforming systems, in particular in the era of ALMA. The ALMA [CII] ‘discovery space’ is also indicated in Fig. 1.

3 Expected [CII] line strengths

At the redshifts of the LAEs, the [CII] line is shifted to the 1 mm band of ALMA (band 6, 211–275 GHz). [CII] emission has recently been successfully detected using the IRAM 30 m in the highest redshift quasar J1148+5251 at $z = 6.42$ (Maiolino et al. 2005, see Fig. 3). The notable difference between J1148+5251 and the $z > 6$ LAEs is that the ratio $L_{\text{CII}}/L_{\text{FIR}}$ has been found to be very low ($\sim 5 \times 10^{-4}$) in

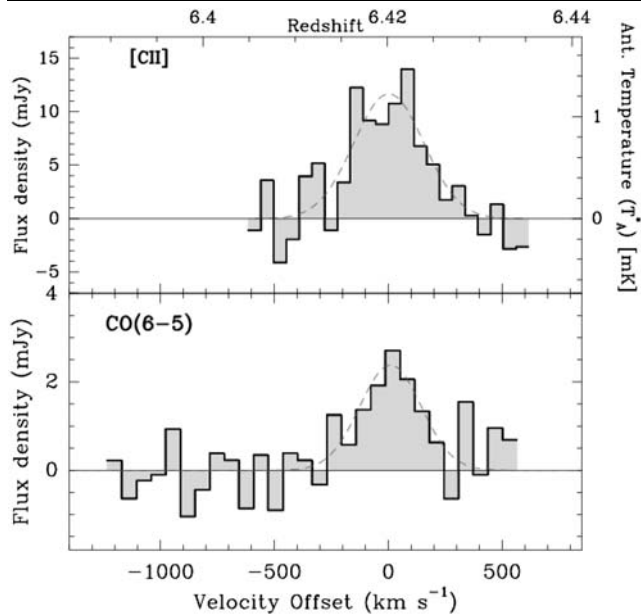


Fig. 3 *Top*: first detection of [CII] at high redshift in the $z = 6.42$ QSO J1148+5251 (Maiolino et al. 2005). *Bottom*: brightest CO transition ($J = 6$) in the same source (Bertoldi et al. 2003; Walter et al. 2003). Note that the [CII] line is brighter by a factor of ~ 5

J1148+5251, i.e. in perfect agreement with studies of low redshift ULIRGs that show a central AGN. On the contrary, the LAE are presumably pure starbursts (no evidence for an AGN is found, Taniguchi et al. 2005) and they likely have lower metallicities compared to the highly overdense regions in which the luminous quasars are supposedly present. All these arguments point towards a $L_{\text{CII}}/L_{\text{FIR}}$ ratio in LAE that is close to what is found for nearby normal galaxies, or perhaps even for the metal-poor dwarf galaxies (i.e., around 1% or even higher). In other words, the [CII] luminosity of the LAE may well be an order of magnitude stronger (for a given IR luminosity) than what has been found in the $z = 6.4$ QSO. In the following we present a quick back-of-the-envelope calculation based on the detected [CII] line strength in J1148+5251 (~ 10 mJy) which has a SFR of a few $1000 M_{\odot} \text{ yr}^{-1}$. This SFR is more than two orders of magnitude higher than the SFR found in a typical LAE, but as the $L_{\text{CII}}/L_{\text{FIR}}$ may be higher by an order of magnitude in the LAEs, the expected [CII] line strength of the LAE may be as high as 1 mJy. Such a line should be easily detectable with ALMA at high significance in a few hours.

4 Resolving the ISM

Detecting the [CII] (or CO) emission is critical to estimate the reservoir of the (molecular) gas in these early systems. A second step is then to spatially resolve the molecular gas distribution. In particular, given the typical diameters of galaxies of many kpc, a linear resolution of ~ 1 kpc is needed

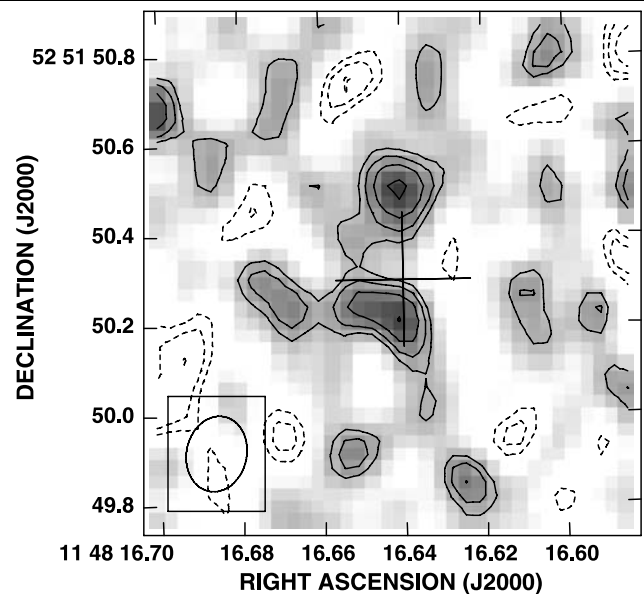


Fig. 4 High-resolution CO image of the $z = 6.42$ QSO J1148+5251 obtained at the VLA (Walter et al. 2004). The resolution achieved in these observations ($0.15''$, corresponding to ~ 1 kpc) will be routinely reached with ALMA

to resolve the structure of the underlying galaxy. Such measurements are needed (1) to get an estimate for the size of the galaxy (and thus a better estimate for the dynamical mass), (2) to resolve potentially merging systems, and (3) to better constrain the physical properties of the gas (e.g., by measuring the brightness temperature of the hosts). A linear resolution of 1 kpc corresponds to a resolution of $0.15''$ at the redshifts under consideration ($1'' \sim 5.8$ kpc at $z = 6$). Such observations can then in turn be used to constrain the predictions by CDM simulations of early galaxy formation, and, if a large sample was available, put limits on the frequency of mergers at high redshift. In addition, such studies can be used to constrain the possible redshift-evolution of the $M_{\text{BH}}-\sigma_v$ relation in high- z quasars. Such observations will clearly be feasible with ALMA in the extended arrays. High-resolution CO imaging is already possible with the current generation of telescopes: we have used the VLA to resolve the molecular gas in the host galaxy of the $z = 6.42$ QSO J1148+5251 (see Fig. 4, Walter et al. 2004).

5 The case for ALMA band 5

As a technical note: the ALMA redshift coverage for the [CII] line is not ideal as its frequency lies between the CO(17–16) and CO(16–15) transition (see Fig. 1). One concern is that the critical redshift range ($8 < z < 10.5$) is currently not fully covered: This frequency range corresponds to the ALMA band 5 which is only partly funded by the European Union as part of the Sixth Framework Programme

(FP6) for up to 8 antennas. Clearly, it would be highly desirable to equip as many ALMA antennas with band 5 receivers as possible.

6 Concluding remarks

ALMA observations of the [CII] line will play a fundamental role in studying the youngest galaxies in the Epoch of Cosmic Reionization at $z > 7$. Given the expected line strengths it should be possible to resolve these galaxies in the [CII] line emission on kpc scales. Such measurements would not only constrain the sizes but would also help to derive the dynamical masses in these early starforming systems. Given the typical CO excitation in starforming galaxies (i.e. drop in excitation around the $J \sim 6$ transitions), ALMA will likely act as a [CII]—rather than a CO—machine for objects at these extreme redshifts.

Acknowledgements It is our pleasure to thank our collaborators on this project: Frank Bertoldi, Dominik Riechers, Pierre Cox, Roberto Maiolino and Axel Weiß.

References

- Bertoldi, F., Carilli, C.L., Cox, P., Fan, X., et al.: *Astron. Astrophys.* **406**, L55 (2003)
- Fan, X., Hennawi, J.F., Richards, G.T., et al.: *Astron. J.* **128**, 515 (2004)
- Fan, X., Carilli, C.L., Keating, B.: *Annu. Rev. Astron. Astrophys.* **44**, 415 (2006)
- Gerin, M., Phillips, T.G.: *Astrophys. J.* **537**, 644 (2000)
- Hu, E.M., Cowie, L.L., McMahon, R.G., et al.: *Astrophys. J.* **568**, L75 (2002)
- Israel, F.P., Maloney, P.R., Geis, N., Herrmann, F., Madden, S.C., Poglitsch, A., Stacey, G.J.: *Astrophys. J.* **465**, 738 (1996)
- Iye, M., Ota, K., Kashikawa, N., Furusawa, H., Hashimoto, T., Hattori, T., Matsuda, Y., Morokuma, T., Ouchi, M., Shimasaku, K.: *Nature* **443**, 186 (2006)
- Kurk, J.D., Cimatti, A., di Serego Alighieri, et al.: *Astron. Astrophys.* **422**, L13 (2004)
- Luhman, M.L., et al.: *Astrophys. J. Lett.* **504**, L11 (1998)
- Madden, S.C., Poglitsch, A., Geis, N., Stacey, G.J., Townes, C.H.: *Astrophys. J.* **483**, 200 (1997)
- Maiolino, R., Cox, P., Caelli, P., et al.: *astro-ph/0508064* (2005)
- Malhotra, S., et al.: *Astrophys. J. Lett.* **491**, L27 (1997)
- Murayama, T., Taniguchi, Y., Scoville, N.Z., et al.: 2007, *Astrophys. J. Suppl. Ser.*, *astro-ph/0702458* (2007)
- Solomon, P.M., Vanden Bout, P.A.: *Annu. Rev. Astron. Astrophys.* **43**, 677 (2005)
- Stacey, G.J., Geis, N., Genzel, R., Lugten, J.B., Poglitsch, A., Sternberg, A., Townes, C.H.: *Astrophys. J.* **373**, 423 (1991)
- Stark, A.A.: *Astrophys. J.* **481**, 587 (1997)
- Stern, D., Yost, S.A., Eckart, M.E., Harrison, F.A., Helfand, D.J., Djorgovski, S.G., Malhotra, S., Rhoads, J.E.: *Astrophys. J.* **619**, 12 (2005)
- Taniguchi, Y., Ajiki, M., Nagao, T., et al.: *Publ. Astron. Soc. Jpn.* **57**, 165 (2005)
- Walter, F., Bertoldi, F., Carilli, C.L., et al.: *Nature* **424**, 406 (2003)
- Walter, F., Carilli, C., Bertoldi, F., et al.: *Astrophys. J.* **615**, L17 (2004)
- Weiss, A., Downes, D., Neri, R., Walter, F., Henkel, C., Wilner, D.J., Wagg, J., Wiklind, T.: *Astron. Astrophys.* **467**, 955 (2007)