

UCLA

UCLA Previously Published Works

Title

Diels-Alder reactions of allene with benzene and butadiene: concerted, stepwise, and ambimodal transition states.

Permalink

<https://escholarship.org/uc/item/33m5w5vc>

Journal

The Journal of organic chemistry, 79(19)

ISSN

0022-3263

Authors

Pham, Hung V
Houk, KN

Publication Date

2014-10-01

DOI

10.1021/jo502041f

Peer reviewed

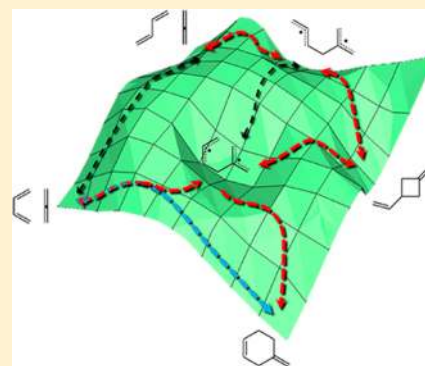
Diels–Alder Reactions of Allene with Benzene and Butadiene: Concerted, Stepwise, and Ambimodal Transition States

Hung V. Pham and K. N. Houk*

Department of Chemistry and Biochemistry, University of California, Los Angeles, California 90095-1569, United States

Supporting Information

ABSTRACT: Multiconfigurational complete active space methods (CASSCF and CASPT2) have been used to investigate the (4 + 2) cycloadditions of allene with butadiene and with benzene. Both concerted and stepwise radical pathways were examined to determine the mechanism of the Diels–Alder reactions with an allene dienophile. Reaction with butadiene occurs via a single ambimodal transition state that can lead to either the concerted or stepwise trajectories along the potential energy surface, while reaction with benzene involves two separate transition states and favors the concerted mechanism relative to the stepwise mechanism via a diradical intermediate.



INTRODUCTION

Allenes readily undergo thermal pericyclic reactions, including Diels–Alder, 1,3-dipolar, and (2 + 2) cycloadditions.¹ There is some evidence that these reactions are stepwise, although few systematic investigations are available. We report multi-configurational complete active space (CAS) computational studies of the reactions of allene with butadiene and with benzene, aliphatic and aromatic dienes in Diels–Alder reactions (Figure 1).^{2,3} For the butadiene–allene reaction, we have

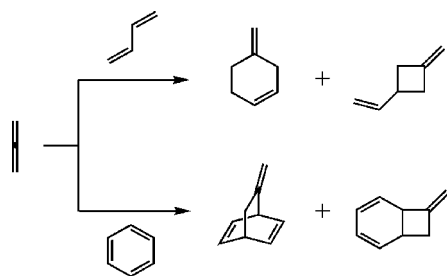


Figure 1. Diels–Alder and (2 + 2) cycloaddition reactions of allene with butadiene and benzene.

discovered that a single ambimodal transition state leads to a path bifurcation to either the (4 + 2) cycloadduct, via a concerted reaction, or to a diradical intermediate that can subsequently give either Diels–Alder or (2 + 2) adduct. In contrast, benzene and allene react through a transition state that leads only to a concerted pathway, forming both C–C bonds simultaneously and avoiding the loss of aromaticity in an intermediate. A higher energy transition state leads to a diradical intermediate.

BACKGROUND

Pericyclic reactions involving allenes are known and have been used extensively in the syntheses of natural products.⁴ These reactions include [1,*n*]-, [2,3]-, and [3,3]-sigmatropic shifts⁵ and electrocyclicizations.⁶ The relative reactivity of allenes, alkynes, and alkenes in these processes have been the subject of some interest. For instance, the Cope rearrangement was found to proceed through similar transition structures, independent of the identity and degree of unsaturation of the π -components.⁷ Allenes also participate in (4 + 2) cycloadditions, 1,3-dipolar cycloadditions, and (2 + 2) cycloadditions; examples of each of these studied experimentally are shown in Figure 2. Maier utilized both cyclopentadiene and Boc-protected pyrrole with monosubstituted allenes to generate bridged bicyclic compounds through the Diels–Alder reaction.⁸ The 1,3-dipolar cycloaddition of C-phenyl-*N*-methylnitrene with electron-deficient allenes produces methyleneisoxazolidines at 40 °C.⁹ Allene dimerization has been known for decades,¹⁰ and Dolbier investigated the preference for formation of 1,2-dimethylenecyclobutane over the 1,3-regioisomer.¹¹

Computational mechanistic studies of allenes as reaction partners in 1,3-dipolar¹² and (2 + 2) cycloadditions¹³ have been reported. There are, however, limited theoretical investigations of allenes as dienophiles in (4 + 2) reactions. Venuvanalingam studied the concerted Diels–Alder cycloadditions of dienes with allenes and fluoroallenes as dienophiles with semiempirical AM1 and PM3 methods.¹⁴ Gandolfi studied concerted Diels–Alder cycloadditions of allene and fluoroallene with cyclo-

Received: September 3, 2014

Published: September 12, 2014

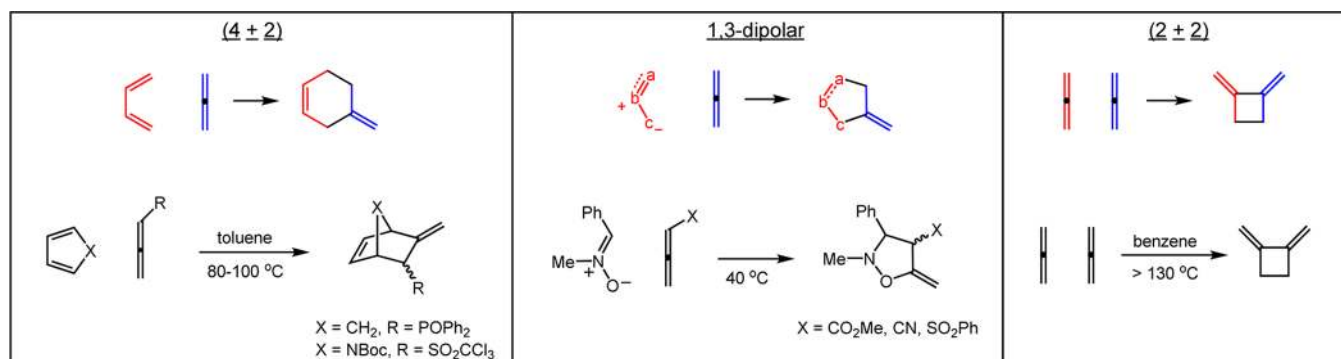


Figure 2. (4 + 2), 1,3-dipolar, and (2 + 2) cycloadditions of allenes.

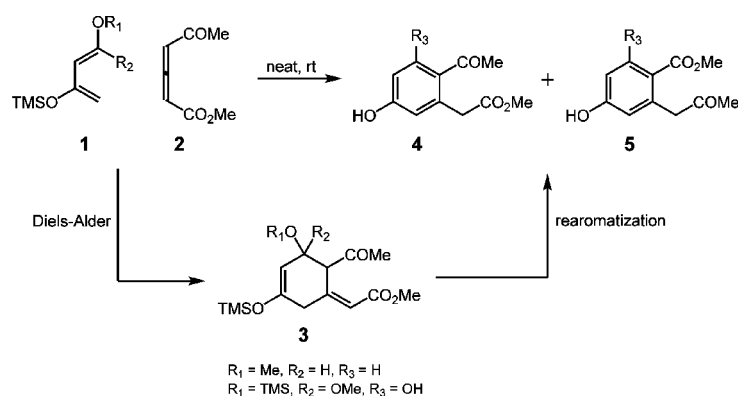


Figure 3. Diels–Alder reactions of dimethyl 1,3-allenedicarboxylate 2 with Danishefsky dienes 1.

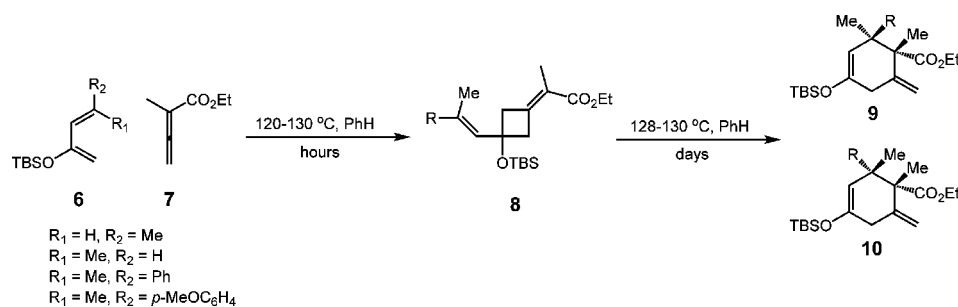


Figure 4. Formation of *exo*-methylenevinylcyclobutane intermediate prior to rearrangement to Diels–Alder adducts.

pentadiene and furan with the ab initio Hartree–Fock method and MP3 single-point calculations.¹⁵ Houk and co-workers conducted a DFT study of the concerted and stepwise pathways of the parent butadiene–allene cycloaddition as well as some furan cycloadditions with allene but were unable to locate a number of important stationary points.¹⁶ In light of the numerous studies contrasting the Diels–Alder reactions of alkene and alkyne dienophiles,¹⁷ we have undertaken a thorough investigation of the butadiene–allene system.

A variety of substituted dienes undergo Diels–Alder reactions with allenes. As shown in Figure 3, Danishefsky dienes 1 react with unsymmetrically 1,3-disubstituted allenes 2 to give aromatic products 4 and 5.¹⁸ These reactions were thought to involve Diels–Alder cycloadditions via intermediate 3. However, Jung and co-workers have shown for similar cases that (2 + 2) adducts may precede Diels–Alder adduct formation.¹⁹ Reactions of dienes 6 with allenic ester 7 give *exo*-methylenevinylcyclobutane intermediates 8, formal (2 + 2) adducts, when the reaction time is 5 h (Figure 4). These

adducts undergo formal Cope rearrangements to give the Diels–Alder products 9 and 10 after extended reaction times. The Cope rearrangement of the unsubstituted *exo*-methylenevinylcyclobutane was found in previous computational studies by Houk and co-workers to rearrange to the Diels–Alder adduct in a stepwise fashion through a *bis*-allylic diradical.²⁰ Based on previous studies and experimental results in the literature, it is proposed that (4 + 2) reactions of this nature are stepwise and proceed first through a formal (2 + 2) cycloaddition, followed by a formal 1,3- or 3,3-shift to afford the Diels–Alder adduct.

Himbert and Henn have shown that intramolecular (4 + 2) cycloadditions between allenyl amides and tethered aryl groups occur efficiently at elevated temperatures, despite the required disruption of aromaticity (Figure 5a).²¹ The polar stepwise mechanism was ruled out by the insensitivity of the kinetics of the reaction to varying electron-donating and electron-withdrawing groups on the benzene and allene moieties. However, although a concerted mechanism was initially proposed, a

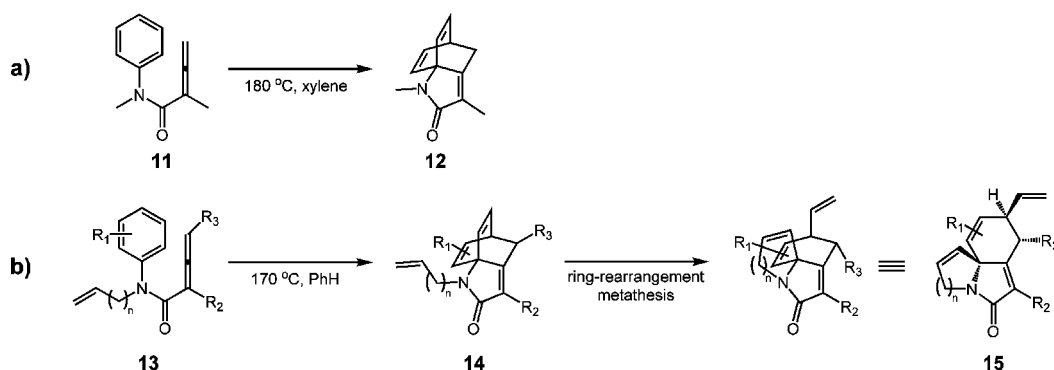


Figure 5. Intramolecular Diels–Alder reaction of arenes and allenes.

stepwise diradical mechanism could not be ruled out. Vanderwal has recently explored this dearomatizing intramolecular Diels–Alder reaction and has incorporated a subsequent ring-rearranging metathesis to form complex polycyclic scaffolds (Figure 5b).²² Together, our groups uncovered important mechanistic insights into these intramolecular cycloadditions of allene to benzene derivatives.²³ In order to understand the energetics of concerted and stepwise pathways in benzene–allene cycloadditions and to make direct comparisons with nonaromatic diene reactions, we have undertaken a systematic investigation of the benzene–allene and butadiene–allene reactions with multiconfigurational CASSCF and CASPT2 methods.

COMPUTATIONAL METHODOLOGY

We have studied these reactions with complete active space (CAS) multiconfigurational methods. Stationary point structures were optimized using the CASSCF(8,8)/6-31G(d)²⁴ and CASSCF-(10,10)/6-31G(d) methods in Gaussian 09²⁵ for the butadiene/allene and benzene/allene systems, respectively. Single-point calculations with second-order perturbation theory CASPT2/6-31G(d)²⁶ were carried out on the optimized structures, using the program MOLCAS²⁷ version 7.4, to account for dynamic electron correlation. CASSCF thermal corrections and zero-point energies are included in the CASPT2 electronic energies. Vibrational frequencies were computed for all optimized structures in order to verify that they are minima or transition states. Intrinsic reaction coordinate (IRC) calculations were also performed on several transition structures to verify that these transition structures originated from the correct reactants and led to the expected intermediates or products. CASSCF and CASPT2 has been found by Houk and co-workers to provide reasonable energetics for various diradical and pericyclic reactions.²⁸ DFT methods were also employed for optimizations, but we had difficulty locating relevant stationary points.¹⁶ Furthermore, several unrestricted DFT methods gave unrealistically high energy diradicals for the benzene–allene reaction. Consequently, we have used more robust multiconfigurational methods for the entirety of the investigation. A summary of our DFT results can be found in the Supporting Information.

RESULTS/DISCUSSION

Mechanism of the Reaction of Butadiene and Allene.

The reaction of butadiene **16** with allene **17** can occur by either a concerted or stepwise radical mechanism (Figure 6). The concerted pathway has previously been studied using semi-empirical¹⁴ as well as UB3LYP methods.¹⁶ Alternatively, the reaction can give diradical **18** that can subsequently cyclize to Diels–Alder adduct **19** or to the (2 + 2) adduct 3-methylenevinylcyclobutane **20**. The (2 + 2) adduct can reopen to **18** and then cyclize to yield **19**. This Cope rearrangement to

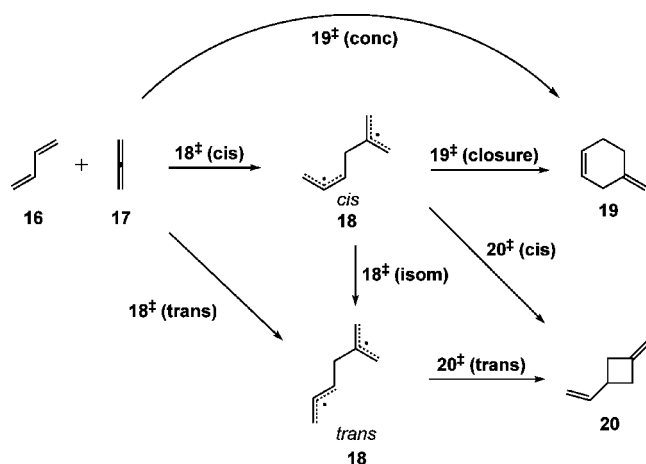


Figure 6. Possible mechanisms of butadiene **16** and allene **17**.

the Diels–Alder adduct of the unsubstituted 3-methylenevinylcyclobutane was found in previous computational studies by Houk and co-workers to occur in stepwise fashion through a *bis*-allylic diradical intermediate.²⁹ The stereoselectivity was postulated to be governed by dynamic effects. Reaction of the diene in the *s-cis* conformation is necessary to permit cyclization to the Diels–Alder adduct; the *transoid* diradical **18**(*trans*) could be formed and undergo bond rotation around the partial double bond to furnish the *cisoid* diradical **18**(*cis*), which can then cyclize to **19**, but this would require rotation around the partial double bond of the allyl radical.

Four possible reaction pathways were examined using CASPT2//CASSCF(8,8) calculations. The active space was chosen to include the electrons involved in the formation of new bonds, namely the eight π -electrons of butadiene and allene. A schematic of the energy surface was generated from the quantum-chemically calculated values and is shown in Figure 7. Reported energies are relative to the lowest energy conformations of separated allene and *s-trans* butadiene. At the left of the diagram, the *s-cis* and *s-trans* butadiene reactants are shown. The *s-cis* butadiene is 3.0 kcal/mol higher in energy, consistent with the 2.6–4.0 kcal/mol values for the *gauche* conformation of *s-cis* butadiene found in prior calculations and experiments.³⁰ The barrier to interconversion is approximately 6 kcal/mol to switch from *s-trans* butadiene to *s-cis* butadiene. To the right of the diagram in Figure 7 are shown the electronic energies of the stationary points. Free energies calculated at room temperature (25 °C) have also been included, since reaction rates are determined from free energies through transition state theory. Because of the entropic penalty ($-T\Delta S$

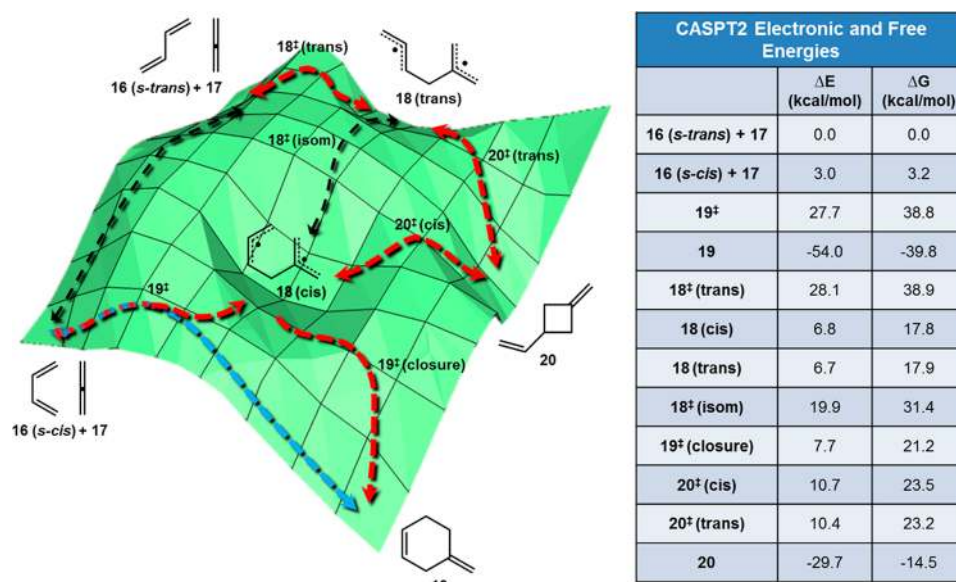


Figure 7. Schematic of the potential energy surface for the reaction between butadiene and allene. CASPT2//CASSCF(8,8)/6-31G* gas-phase energies are shown in kcal/mol. Red arrows refer to the stepwise pathways, the blue arrow is the concerted pathway, and black arrows are for *cis/trans* and *s-cis/s-trans* interconversions.

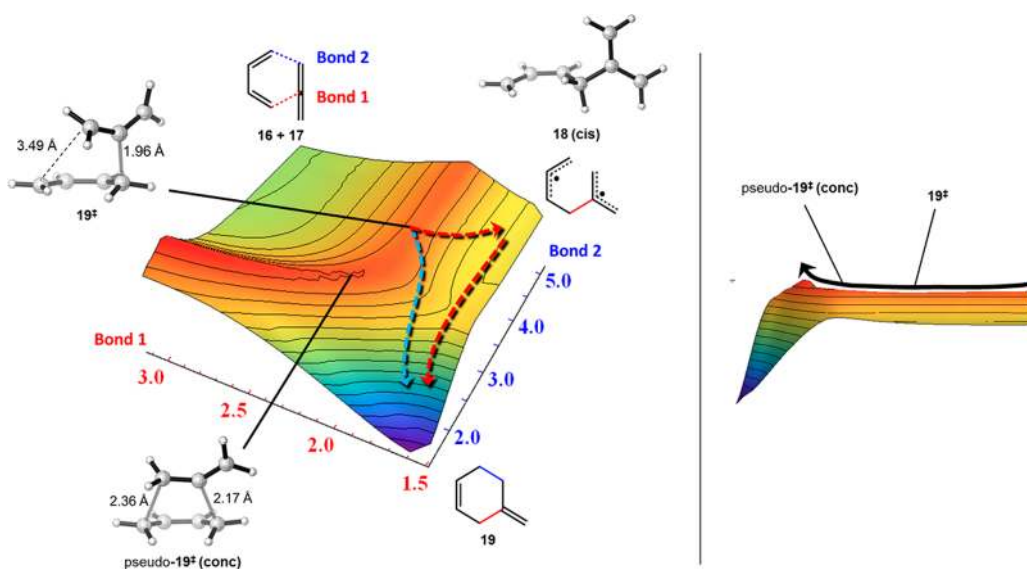


Figure 8. Left: Potential energy surface (PES) region of the possible transition states of initial bond formation, generated with CASSCF(8,8)/6-31G*. Energy levels are designated by the following color spectrum: red = high energy, violet = low energy. The red arrows outline the stepwise pathway from ambimodal transition state 19[‡], while the blue arrow outlines the concerted pathway. Right: Side view of the PES, demonstrating the saddle point for 19[‡].

term in free energy) of bringing two molecules together, ΔG values are uniformly 11–14 kcal/mol higher than the corresponding ΔE values for all stationary points other than the separated reactants. Consequently, the reaction surfaces generated from both electronic and free energies have similar topologies, and we will proceed by referring to electronic energies for consistency.

Along the lower border, the concerted Diels–Alder reaction pathway is shown. 19[‡] is the concerted transition state at 27.7 kcal/mol but is described in detail in the next section; this is also the transition state leading to the *cis*-diradical 18(cis). Several Diels–Alder reactions of two dienes involving bifurcations are known.³¹ Singleton has also studied a bifurcation that occurs in the Diels–Alder reactions of ketenes

with cyclopentadiene which leads to an intermediate or a cycloadduct, as found here.³² At 28.1 kcal/mol, the transition state leading to the *trans*-diradical, 18[‡](trans) will compete with 19[‡]. Both the *trans* and *cis* diradicals can give the 3-vinylmethylenecyclobutane 20 through transition states of only 10–11 kcal/mol. The transition state for formation of Diels–Alder product, 19[‡](closure), is 7.7 kcal/mol with respect to the reactant and only 0.9 kcal/mol higher in energy than the diradical intermediate 18(cis). Our calculations predict that Diels–Alder adduct 19 and 3-vinylmethylenecyclobutane 20 should both be formed thermally, with the former being the thermodynamically and kinetically favored major product.

In order to understand the region around 19[‡], a detailed potential energy surface was generated (Figure 8). The energies

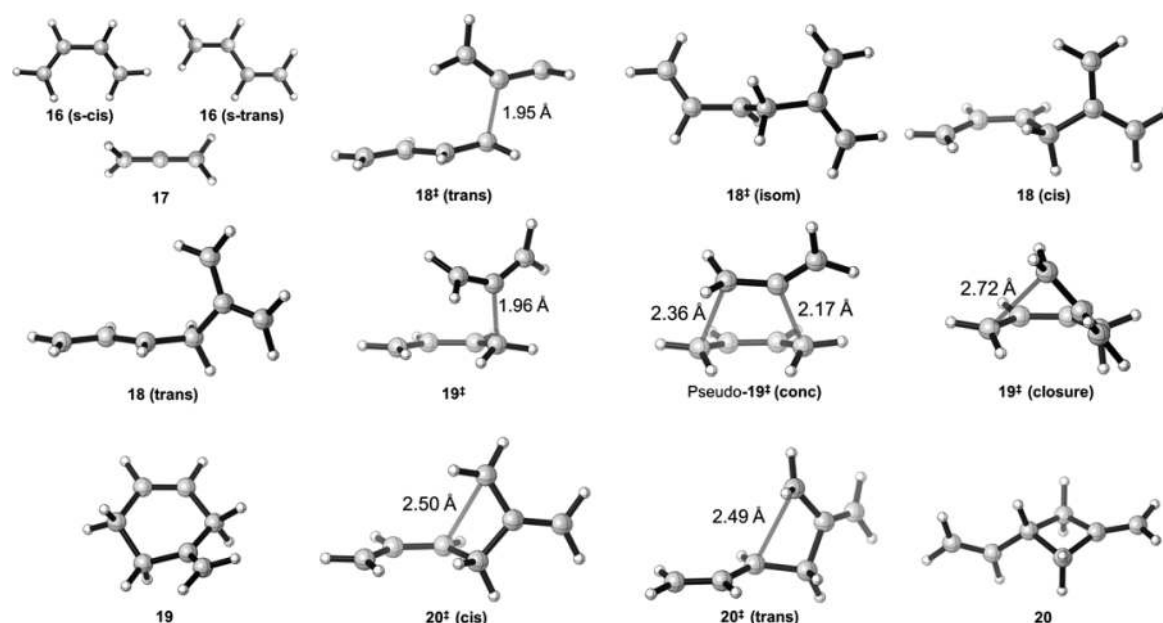


Figure 9. Optimized structures of the stationary points for the cycloaddition of butadiene **16** and allene **17**.

were calculated by fixing the distance between the internal carbon of the allene and a terminal carbon of butadiene (bond 1) and varying the distance corresponding to the second forming σ -bond (bond 2). CASSCF(8,8) single-point calculations were conducted on each structure, and the same protocol was applied to increasing lengths of bond 1. Examination of the surface shows that only one saddle point exists, corresponding to ambimodal transition state 19^\ddagger . An IRC calculation shows that the steepest downhill trajectory leads to formation of diradical **18(cis)**. From this diradical, there is only a small barrier $19^\ddagger(\text{closure})$ to radical recombination to form 4-methylenecyclohexene **19** (red arrows). However, an alternative trajectory can lead directly to **19** which, although not the steepest trajectory, bypasses **18** and $19^\ddagger(\text{closure})$ (blue arrow). In a study of the allenic Cope rearrangement of 1,2,6-heptatriene, Borden observed a similar phenomenon where both a concerted and a stepwise pathway can emerge after traversing a common transition state.³³ Despite the large preference for reaction at the central carbon of allenes, the allylic stabilization found in the diradical intermediates is not substantial in the transition structures, suggesting the possibility for direct formation of product without passage through an intermediate. This result is in line with the discovery that Cope rearrangements involving alkenes, allenes, and alkynes are all mechanistically and kinetically similar.⁷

The lengths of the forming σ -bonds in 19^\ddagger differ by 1.5 Å, suggesting significant diradical character. The occupations of the HOMO and LUMO natural orbitals are 1.65 and 0.36, respectively; occupations of 2 and 0 are expected for ideal closed-shell species, while 1 and 1 would represent a pure diradical. To further probe the existence of a distinct concerted transition state, pseudo- $19^\ddagger(\text{conc})$ was optimized with bond distance restraints of 2.17 and 2.36 Å, established from successful location of the concerted stationary point using the 3-21G basis set; the greater synchronicity of the transition state may be an artifact of the smaller basis set. The potential energy surface connecting 19^\ddagger and pseudo- $19^\ddagger(\text{conc})$ is very flat, requiring only a minor geometric change to interconvert the

two structures. Hence, when butadiene is in the *cis* conformation, only a single transition state 19^\ddagger leads to diradical **18(cis)** and to Diels–Alder cycloadduct **19**. All optimized structures are shown in Figure 9.

Although both the blue and red downhill trajectories in Figure 8 are barrierless on the potential energy surface, Singleton has shown that inclusion of entropic factors can reveal hidden dynamical bottlenecks.^{32a} From 19^\ddagger , formation of a single C–C bond resulting in diradical **18(cis)** will have a lower entropic penalty than simultaneously establishing the two new σ bonds of **19**. Also, examination of the transition-state region shows that the location of the highly asynchronous transition structure 19^\ddagger is skewed toward **18(cis)**. This may cause an entropic bottleneck between 19^\ddagger and **19**, establishing a barrier for the blue concerted pathway in Figure 8 and leading to exclusive formation of intermediate **18(cis)** prior to forming the Diels–Alder adduct **19**. Thus, despite the fact that the potential energy surface contains only one initial bond-forming transition state that can seemingly form either a cycloadduct or a diradical, accounting for entropy would likely lead to preferential diradical formation. Molecular dynamics simulations may be a valuable tool in validating this notion and further probing the surface around the transition state. A similar situation where an IRC predicts a concerted pathway while dynamics suggests a stepwise route has been uncovered in the intramolecular heterolysis of pinacolyl alcohol.³⁴

Formation of the *bis*-allyl diradical can result in either the *cisoid* (**18(cis)**) or the *transoid* (**18(trans)**) intermediate, depending on the orientation of the butadiene prior to bond formation. The intermediates are essentially isoenergetic, but transition state 19^\ddagger lies 0.4 kcal/mol lower than $18^\ddagger(\text{trans})$. The *cisoid* and *transoid* intermediates can interconvert only by traversing a 13 kcal/mol barrier due to rotation around the partial double bond of the allyl radical.

From the *cisoid* diradical intermediate **18(cis)**, both 3-methylenecyclobutane **20** and 4-methylenecyclohexene **19** can be formed by radical combination through $20^\ddagger(\text{cis})$ and $19^\ddagger(\text{closure})$, respectively, while **18(trans)** can only form cyclobutane product **20**. The transition states $20^\ddagger(\text{cis})$ and

20^\ddagger (trans) have the same energy; the structures are identical except for the conformation of the distal double bond. The formation of **20** is exoergic by 29.7 kcal/mol; longer reaction times or higher temperatures result in radical ring-opening back to either stereoisomer of bis-allyl diradical **18**. Although the barrier for the ring-opening of **20** is high (~40 kcal/mol) for the unsubstituted system, substituents stabilizing the diradical intermediate will result in a lower barrier for the ring-opening of **20**. The *cisoid* intermediate can then irreversibly produce the Diels–Alder product **19** through transition state 19^\ddagger (closure), which is lower in energy than 20^\ddagger (cis) and 20^\ddagger (trans) by 3 kcal/mol.

These results parallel the experimental results reported by Jung on substituted substrates (Figure 4).¹⁹ After a few hours of heating mixtures containing substituted butadienes and allenyl ester **7**, the formal (2 + 2) products were isolated. Heating the cyclobutanes over a period of days resulted in rearrangement to the formal Diels–Alder products. This vinylcyclobutane–cyclohexene rearrangement has previously been studied by our group.²⁰

Allene dimerizes readily,^{10,11,35} and the mechanism has been studied theoretically at a coupled-cluster level of theory.¹³ Johnson calculated the dimerization to occur with an energetic barrier $\Delta E^\ddagger = 32.9$ kcal/mol for initial diradical formation, approximately 5 kcal/mol higher than our calculated barrier for reaction with butadiene. Previous successes in (4 + 2) cycloadditions with substituted butadienes illustrate this preference of Diels–Alder reaction over dimerization.^{18,19}

Mechanism of the Cycloaddition Reaction of Benzene with Allene. The (4 + 2) reaction of benzene **21** and allene **17** was also explored (Figure 10). This cycloaddition does not

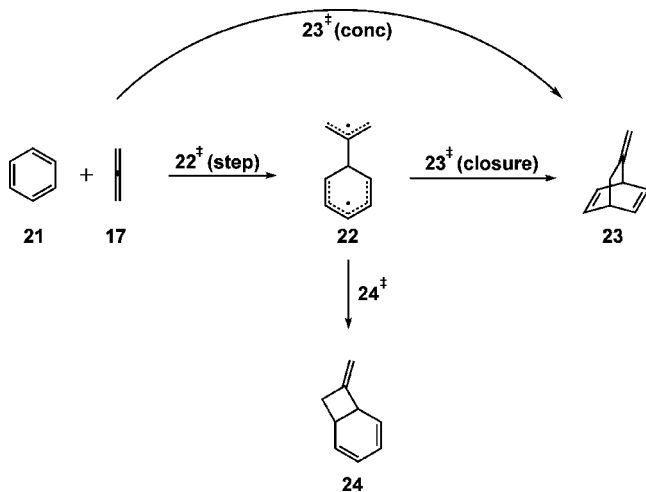


Figure 10. Possible mechanisms of cycloadditions of benzene **21** and allene **17**.

occur in the parent cases because allenes dimerize and oligomerize more rapidly than they react with benzene.^{10,11,35} As mentioned previously, Himbert,²¹ Orahovats,³⁶ and more recently Vanderwal^{22,23} have demonstrated that substituted benzenes and allenes can form intramolecular cycloadducts. The intramolecular cycloadditions of *N*-aryllallenylamides are known (Figure 5) and prompted our study of the benzene–allene reaction.

The cycloaddition can occur through a concerted (23^\ddagger (conc)) mechanism or through the stabilized pentadienyl radical **22**. Either route can lead to (4 + 2) cycloadduct **23**, with

the latter proceeding through 23^\ddagger (closure). The (2 + 2) product **24** can also be formed.

Optimizations were carried out with CASSCF(10,10) involving an active space of the six π -electrons of benzene and the four π -electrons of allene. A schematic of the reaction profile and energy values are shown in Figure 11. The concerted transition state 23^\ddagger (conc) lies 5.0 kcal/mol lower than the stepwise 22^\ddagger (step), in contrast to the union of these into a single transition state found with *s-cis* butadiene and ethylene. Formation of the first C–C bond gives intermediate **22**, containing allyl and pentadienyl radicals. Although these radicals are stabilized, loss of aromaticity offsets the favorable conjugation so that **22** is 32.2 kcal/mol higher than the reactants. The allyl radical resulting from the allene does not initially benefit from delocalization; rotations about the C–C bonds are necessary before proper orbital alignment allows for conjugation. Conversely, the concerted 23^\ddagger (conc) better offsets the loss of aromaticity and maintains most of the benzene stabilization by providing an aromatic transition state.

Ring closure of the diradical to form the (4 + 2) adduct **23** is favored over formation of the (2 + 2) adduct **24** by 5.9 kcal/mol. The formation of **24** is endoergic by 5.0 kcal/mol and is reversible. The methylenecyclobutane **24** can ring-open to **22** and ultimately form the thermodynamically favorable product **23**. Optimized structures are shown in Figure 12.

Allene oligomerizes readily in benzene at temperatures of >130 °C. The 37.1 kcal/mol required for the (4 + 2) cycloaddition of benzene and allene is greater than the 32.9 kcal/mol barrier for dimerization, as calculated by Johnson (Figure 13).¹⁰ Furthermore, 1,2-dimethylenecyclobutane formation is exoergic by 45.0 kcal/mol, compared to only 8.9 kcal/mol for **23**. The dimerization of allene is thermodynamically and kinetically favored relative to Diels–Alder reaction with benzene, consistent with the lack of formation of **23**.

DFT optimizations using both UB3LYP/6-31G(d) and UM06-2X/6-31G(d) methods were also utilized for the butadiene–allene and benzene–allene systems; energetics and optimized structures can be found in Supporting Information. For the butadiene–allene system, UM06-2X predicts energies for all stationary points to within 5 kcal/mol of CASPT2. However, DFT calculations on the benzene–allene system resulted in largely overestimated energies for the open-shell diradical species. The spin-contamination observed with DFT methods,³⁷ which changes over the course of the reaction pathways, may be a large contribution. This outcome has been observed in prior DFT studies of arene–allene cycloadditions.²³ Aside from the unexpectedly high energies for the intermediate in benzene–allene system, unrestricted M06-2X computations predict values that are comparable to the CASSCF and CASPT2 methods.

Having established the energetics and mechanism of reactions of allene with butadiene and benzene, we conclude by comparing these results to previously reported studies of the dienes with ethylene and acetylene^{17,38,39} (Figure 14). The Diels–Alder reactions of allenes, with both butadiene and benzene, have higher activation barriers than their diatomic counterparts. The reactions of ethylene and acetylene with butadiene have a barrier of 22.4 kcal/mol for the concerted cycloaddition, 5.3 kcal/mol lower than that for allene. With benzene, reactions with ethylene and acetylene have reported barriers of 31.9 and 35 kcal/mol, respectively. An allene dienophile raises the activation barrier to 37.1 kcal/mol. Despite the destabilizing cumulated double bonds of allene,

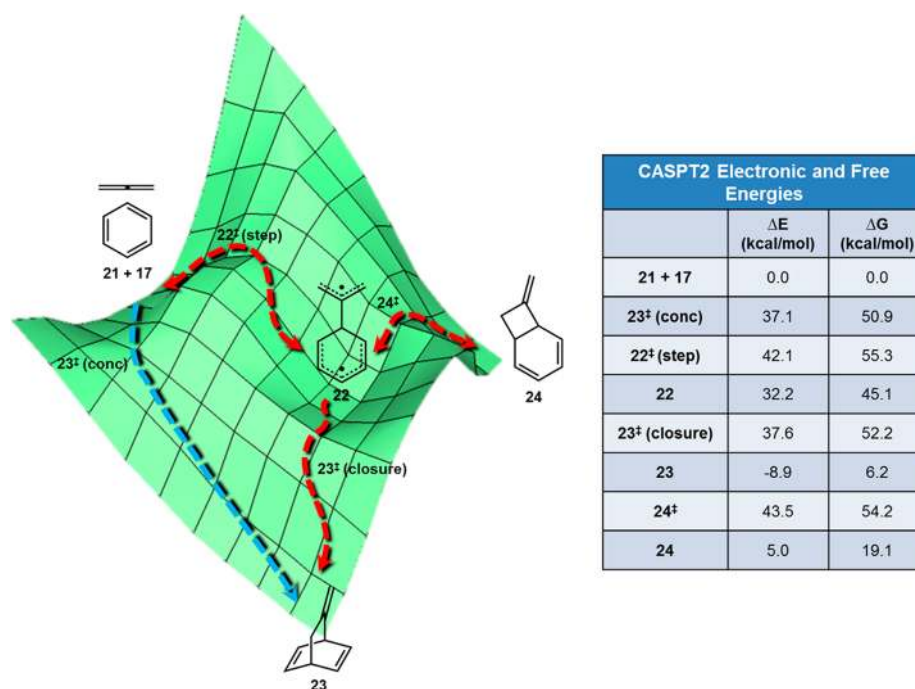


Figure 11. Schematic of the potential energy surface for the reaction between benzene **21** and allene **17**. CASPT2//CASSCF(10,10)/6-31G* gas-phase energies are shown in kcal/mol. Red arrows refer to the stepwise pathways, blue arrow for the concerted pathway.

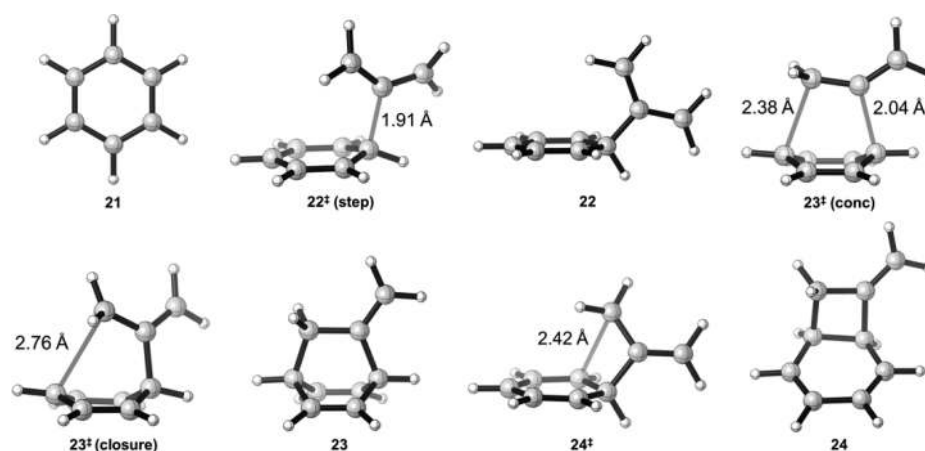


Figure 12. Optimized structures of the stationary points for the cycloaddition of benzene **21** and allene **17**.

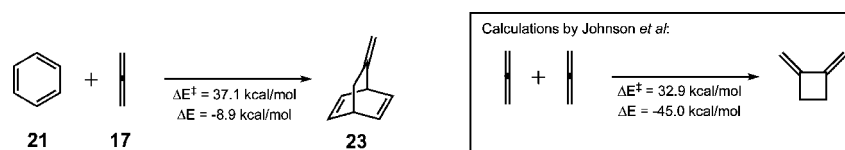


Figure 13. Energetics of the Diels–Alder reaction of benzene and allene (left) and the dimerization of allene (right). Calculations of the dimerization of allene were conducted by Johnson et al.¹⁰

computations suggest diminished reactivity toward dienes relative to the [4 + 2] reaction of ethylene and acetylene.

CONCLUSIONS

The cycloaddition reactions of allene with butadiene and with benzene have been elucidated using multiconfigurational CASPT2 calculations. Although the reactions investigated here are not explicitly observed experimentally due to the presence of more favorable processes (allene oligomerization)

or decomposition under the required reaction conditions (high temperatures), many substituted analogues have resulted in successful Diels–Alder cycloadditions. Reaction with butadiene occurs through a single ambimodal transition state that can proceed to product along both concerted and stepwise pathways, although inclusion of entropy may ultimately favor the latter. If a diradical intermediate is formed, either the (2 + 2) or (4 + 2) cycloadduct can result; the (2 + 2) adduct can reversibly ring-open to yield the diradical and proceed to the more thermodynamically stable (4 + 2) product.



	
	22.4 ^a 31.9 ^b
	22.4 ^a 35 ^c
	27.7 37.1

Figure 14. Table of activation energies (kcal/mol) for the concerted Diels–Alder reaction of butadiene and benzene with unsaturated dienophiles. (a) Calculated using B3LYP/6-31G(d).³⁸ (b) Experimentally derived.³⁹ (c) Calculated using MP2/6-31G(d).^{17a}

Conversely, the loss of aromaticity largely affects the reaction profile of benzene and allene cycloaddition; the propensity of benzene to retain aromaticity prompts the cycloaddition of allene and benzene to occur through a concerted yet asynchronous mechanism, forming both σ -bonds simultaneously through a pericyclic transition state. The resulting cycloadduct also suffers from the disruption of aromaticity, causing a large decrease in reaction exothermicity relative to the butadiene–allene system. In lieu of computationally intensive CASSCF optimizations, unrestricted DFT methods can be also used to model such systems, but care must be taken when applying them to cycloadditions of aromatic compounds with allenes. Additionally, molecular dynamics simulations on the butadiene–allene Diels–Alder reaction may increase our understanding of possible ambimodal transition states and subsequent bifurcations in allene chemistry.

■ ASSOCIATED CONTENT

📄 Supporting Information

All computational data, including CASPT2, CASSCF, and DFT energies and optimized structures. This material is available free of charge via the Internet at <http://pubs.acs.org>.

■ AUTHOR INFORMATION

Corresponding Author

*E-mail: houk@chem.ucla.edu.

Notes

The authors declare no competing financial interest.

■ ACKNOWLEDGMENTS

K.N.H. thanks the National Institute of General Medical Sciences, National Institute of Health (GM-36770). H.V.P. is a recipient of the NIH Chemistry–Biology Interface Research Training Grant (USPHS National Research Service Award GM-08496) and is funded by the UCLA Graduate Division. Special thanks to Amy Hayden for her intellectual contribution. Computer time was provided by the Hoffman2 cluster at UCLA and the Extreme Science and Engineering Discovery Environment (XSEDE) (Grant No. OCI-1053575), which is supported by the National Science Foundation.

■ REFERENCES

- (1) Krause, N.; Hashimi, A. S. K. *Modern Allene Chemistry*; Wiley–VCH Verlag: Weinheim, 2004; Vols. 1–2.
- (2) (a) Diels, O.; Alder, K. *Justus Liebigs Ann. Chem.* **1926**, 450, 237–254. (b) Fringuelli, F.; Taticchi, A. *Dienes in the Diels–Alder Reaction*; Wiley & Sons: New York, 1990.

- (3) For select examples with benzene as a diene, see: (a) Ciganek, E. *Tetrahedron Lett.* **1967**, 8, 3321–3325. (b) Cossu, S.; Garris, F.; DeLucchi, O. *Synlett* **1997**, 12, 1327–1334.
- (4) Yu, S.; Ma, S. *Angew. Chem., Int. Ed.* **2012**, 51, 3074–3112.
- (5) (a) Jensen, F. *J. Am. Chem. Soc.* **1995**, 117, 7487–7492. (b) Wentrup, C.; Finnerty, J. J.; Koch, R. *Curr. Org. Chem.* **2010**, 14, 1586–1599.
- (6) (a) Sakai, S. *J. Phys. Chem. A* **2006**, 110, 9443–9450. (b) Sakai, S. *Theor. Chem. Acc.* **2008**, 120, 177–183. (c) Inagaki, F.; Kitagaki, S.; Mukai, C. *Syn. Lett.* **2011**, 5, 594–614.
- (7) Black, K. A.; Wilsey, S.; Houk, K. N. *J. Am. Chem. Soc.* **1998**, 120, 5622–5627.
- (8) Scheufler, F.; Maier, M. E. *Eur. J. Org. Chem.* **2000**, 3945–3948.
- (9) (a) Padwa, A.; Kline, D. N.; Koehler, K. F.; Matzinger, M.; Venkatraman, M. K. *J. Org. Chem.* **1987**, 52, 3909–3917. (b) For a review on allene dipolarophiles, see: Pinho e Melo, T. M. V. D. *Curr. Org. Chem.* **2009**, 13, 1406–1431.
- (10) Lebedev, S. V. *J. Russ. Phys. Chem. Soc.* **1913**, 45, 1357–1372.
- (11) Dai, S.-H.; Dolbier, W. R., Jr. *J. Org. Chem.* **1972**, 37, 950–955.
- (12) (a) Kavitha, K.; Venuvanalingam, P. *J. Chem. Soc., Perkin Trans. 2* **2002**, 2130–2139. (b) Mariappan, M.; Venuvanalingam. *J. Fluorine Chem.* **1994**, 73, 171–174.
- (13) Skraba, S. L.; Johnson, R. P. *J. Org. Chem.* **2012**, 77, 11096–11100.
- (14) Mariappan, M.; Venuvanalingam, P. *J. Chem. Soc., Perkin Trans. 2* **1996**, 1423–1427.
- (15) Rastelli, A.; Bagatti, M.; Gandolfi, R. *J. Am. Chem. Soc.* **1995**, 117, 4965–4975.
- (16) Nendel, M.; Tolbert, L. M.; Herring, L. E.; Islam, N.; Houk, K. N. *J. Org. Chem.* **1999**, 64, 976–983.
- (17) (a) Froese, R. D. J.; Coxon, J. M.; West, S. C.; Morokuma, K. *J. Org. Chem.* **1997**, 62, 6991–6996. (b) Houk, K. N.; Li, Y.; Evansck, J. D. *Angew. Chem., Int. Ed. Engl.* **1992**, 31, 682–708. (c) Coxon, J. M.; Grice, S. T.; Maclagan, R. G. A. R.; McDonald, D. Q. *J. Org. Chem.* **1990**, 55, 3804. (d) González, J.; Houk, K. N. *J. Org. Chem.* **1992**, 57, 3031–3037.
- (18) Yoshino, T.; Ng, F.; Danishefsky, S. J. *J. Am. Chem. Soc.* **2006**, 128, 14185–14191.
- (19) (a) Jung, M. E.; Novack, A. R. *Tetrahedron Lett.* **2005**, 46, 8237–8240. (b) Jung, M. E.; Nishimura, N.; Novack, A. *J. Am. Chem. Soc.* **2005**, 127, 11206–11207. (c) Jung, M. E.; Nishimura, N. *Org. Lett.* **2001**, 3, 2113–2116.
- (20) Zhao, Y.-L.; Suhrada, C. P.; Jung, M. E.; Houk, K. N. *J. Am. Chem. Soc.* **2006**, 128, 11106–11113.
- (21) Himbert, G.; Henn, L. *Angew. Chem., Int. Ed.* **1982**, 21, 620.
- (22) Lam, J. K.; Schmidt, Y.; Vanderwal, C. D. *Org. Lett.* **2012**, 14, 5566–5569.
- (23) Schmidt, Y.; Lam, J. K.; Pham, H. V.; Houk, K. N.; Vanderwal, C. D. *J. Am. Chem. Soc.* **2013**, 135, 7339–7348.
- (24) Roos, B. O. In *Advances in Chemical Physics*; John Wiley & Sons, Inc.: New York, 2007; p 399.
- (25) Frisch, M. J.; et al. *Gaussian 09*, revision C.01; Gaussian, Inc.: Wallingford, CT, 2009.
- (26) Andersson, K.; Malmqvist, P. A.; Roos, B. O.; Sadlej, A. J.; Wolinski, K. *J. Phys. Chem.* **1990**, 94, 5483–5488.
- (27) Aquilante, F.; De Vico, L.; Ferré, N.; Ghigo, G.; Malmqvist, P.-Å.; Neogrády, P.; Pedersen, T. B.; Pitonak, M.; Reiher, M.; Roos, B. O.; Serrano-Andrés, L.; Urban, M.; Velyazov, V.; Lindh, R. *J. Comput. Chem.* **2010**, 31, 224–227.
- (28) (a) Ess, D. H.; Hayden, A. E.; Klärner, F.-G.; Houk, K. N. *J. Org. Chem.* **2008**, 73, 7586–7592. (b) Li, Y.; Houk, K. N. *J. Am. Chem. Soc.* **1996**, 118, 880–885. (c) Houk, K. N.; Li, Y.; Storer, J.; Raimondi, L.; Beno, B. *J. Chem. Soc., Faraday Trans.* **1994**, 90, 1599–1604.
- (29) (a) Zhao, Y.-L.; Suhrada, C. P.; Jung, M. E.; Houk, K. N. *J. Am. Chem. Soc.* **2006**, 128, 11106–11113. (b) Northrop, B. H.; Houk, K. N. *J. Org. Chem.* **2005**, 71, 3–13.
- (30) Barborini, M.; Guidoni, L. *J. Chem. Phys.* **2012**, 137, 224309–224309–9 and references cited therein.

- (31) (a) Ess, D. H.; Wheeler, S. E.; Iafe, R. G.; Xu, L.; Çelebi-Ölçüm, N.; Houk, K. N. *Angew. Chem., Int. Ed.* **2008**, *47*, 7592–7601. (b) Thomas, J. B.; Waas, J. R.; Harmata, M.; Singleton, D. A. *J. Am. Chem. Soc.* **2008**, *130*, 14544–14555.
- (32) (a) Gonzalez-James, O. M.; Kwan, E. E.; Singleton, D. A. *J. Am. Chem. Soc.* **2012**, *134*, 1914–1917. (b) Ussing, B. R.; Hang, C.; Singleton, D. A. *J. Am. Chem. Soc.* **2006**, *128*, 7594–7607. (c) Bekele, T.; Christian, C. F.; Lipton, M. A.; Singleton, D. A. *J. Am. Chem. Soc.* **2005**, *127*, 9216–9223.
- (33) Hrovat, D. A.; Duncan, J. A.; Borden, W. T. *J. Am. Chem. Soc.* **1999**, *121*, 169–175.
- (34) Ammal, S. C.; Yamataka, H.; Aida, M.; Dupuis, M. *Science* **2003**, *299*, 1555–1557.
- (35) Dolbier, W. R.; Dai, S.-H. *J. Am. Chem. Soc.* **1970**, *92*, 1774–1776.
- (36) Trifonov, L. S.; Orahovats, A. S. *Helv. Chim. Acta* **1989**, *72*, 59–64. (b) Trifonov, L. S.; Orahovats, A. S. *Helv. Chim. Acta* **1987**, *70*, 262–270.
- (37) Baker, J.; Scheiner, A.; Andzelm, J. *Chem. Phys. Lett.* **1993**, *216*, 380–388.
- (38) Black, K.; Liu, P.; Xu, L.; Doubleday, C.; Houk, K. N. *Proc. Natl. Acad. Sci. U.S.A.* **2012**, *109*, 12860–12865.
- (39) Doering, W. v. E.; Roth, W. R.; Breuckmann, R.; Figge, L.; Lennartz, H.-W.; Fessner, W.-D.; Prinzbach, H. *Chem. Ber.* **1988**, *121*, 1–9 and references cited therein.