

ARTICLE

Received 23 May 2015 | Accepted 1 Sep 2015 | Published 5 Oct 2015

DOI: 10.1038/ncomms9542

OPEN

Discovery of stable skyrmionic state in ferroelectric nanocomposites

Y. Nahas^{1,*}, S. Prokhorenko^{1,*}, L. Louis², Z. Gui¹, I. Kornev³ & L. Bellaïche¹

Non-coplanar swirling field textures, or skyrmions, are now widely recognized as objects of both fundamental interest and technological relevance. So far, skyrmions were amply investigated in magnets, where due to the presence of chiral interactions, these topological objects were found to be intrinsically stabilized. Ferroelectrics on the other hand, lacking such chiral interactions, were somewhat left aside in this quest. Here we demonstrate, via the use of a first-principles-based framework, that skyrmionic configuration of polarization can be extrinsically stabilized in ferroelectric nanocomposites. The interplay between the considered confined geometry and the dipolar interaction underlying the ferroelectric phase instability induces skyrmionic configurations. The topological structure of the obtained electrical skyrmion can be mapped onto the topology of domain-wall junctions. Furthermore, the stabilized electrical skyrmion can be as small as a few nanometers, thus revealing prospective skyrmion-based applications of ferroelectric nanocomposites.

¹Physics Department and Institute for Nanoscience and Engineering, University of Arkansas, Fayetteville, Arkansas 72701, USA. ²Department of Materials Science & Engineering and Institute of Materials Science, University of Connecticut, Storrs, Connecticut 06269, USA. ³Laboratoire Structures, Propriétés et Modélisation des Solides, CNRS-UMR8580, Ecole Centrale Paris, 92290 Châtenay-Malabry, France. * These authors contributed equally to this work. Correspondence and requests for materials should be addressed to Y.N. (email: yousra.nahas@gmail.com) or to S.P. (email: prokhorenko.s@gmail.com).

The topological invariance of nontrivial field structures such as vortices and skyrmionic configurations against fluctuations and deformations triggers considerable interest for device applications^{1,2}. Many advances have been achieved in predicting their formation and characterizing the emergent order they subtend in magnetic systems^{3,4}. Whereas vortex configurations, or related flux-closure configurations, have already been revealed in ferroelectrics (*FE*) within nanoscale geometries (see, for example, refs 5–13 and references therein), the search for a spontaneous formation of skyrmionic textures in *FEs* was somewhat hindered by the absence of intrinsic chiral interactions that are known to stabilize such configurations in non-centrosymmetric magnetic systems^{14–16}. However, it is now unequivocal that such interactions are not a prerequisite for obtaining skyrmionic topological patterns¹⁷, as non-coplanar swirling field structures have been amply predicted and observed in magnets that do not meet the conditions typically deemed necessary^{18–20}.

Recognizing in this lifted restriction a breach for probing skyrmions in ferroelectric materials, we build on the topology of the polarization field in confined geometries and show here, via the use of a first-principles-based technique, that nanoscale structures can readily become the locus of skyrmionic configuration of polarization. We also demonstrate that the field-induced skyrmionic texture is thermodynamically stable against electric and thermal perturbations. We further find that its topological charge density markedly differs from that of axisymmetric magnetic skyrmion textures in that it is broken into equally contributing fractions anchored at domain walls junctions. Our finding therefore unravels the interplay between geometry and topology in stabilizing extrinsically protected skyrmionic configuration, and brings to the fore the possibilities of extending skyrmion-based devices to ferroelectrics.

Results

Confined nanocomposite geometry. We choose to focus on a ferroelectric nanocomposite consisting of a cylindrical BaTiO₃ (BTO) nanowire with a radius of 2.7 nm embedded in a SrTiO₃ (STO) matrix in our search for electrical skyrmion. The choice of such a nanostructure is motivated by the advancement in the controlled growth of composites with tailored functionalities²¹, and the wide variety of novel behaviours they feature (note,

however, that the growth of low-dimensional perovskites inside a perovskite matrix remains a difficult task to experimentally achieve). A primarily relevant topological feature of this type of nanocomposites is the occurrence of a size-induced chiral symmetry breaking, which stabilizes a vortex domain structure coexisting with a spontaneous polarization along the axial direction of the nanowire¹⁰. The investigated ferroelectric structure is schematized in Fig. 1a. This nanocomposite is mimicked by a $36 \times 36 \times 6$ supercell that is periodic along the x , y and z axis (which lie along the pseudocubic [100], [010] [001] directions, respectively). Its properties are predicted by performing Monte Carlo simulations of the first-principles-based effective Hamiltonian scheme of ref. 22.

Electric field treatment. The creation of an electrical skyrmion is presently achieved by a numerical procedure consisting of the following few steps. We first perform a temperature annealing under an external electric field, $E_{[001]} = 10^8 \text{ V m}^{-1}$, applied along the pseudocubic [001] direction. On reaching 15 K, we set the field to zero and further relax the priorly obtained low-temperature configuration. The resulting relaxed configuration features a spontaneous polarization along the axial direction of the nanowire, co-occurring with a flux-closure four-domain vortex structure of the cross-sectional polarization field, in-plane pattern whereby the strength of the depolarization field is reduced²³. More precisely, we find that the (1–3) Neumann's connectivity²⁴ (BTO phase is one-dimensionally connected and the STO phase is three-dimensionally connected) of the considered nanocomposite structure hosts a polarization state possessing translational invariance along the axial direction of the wire. The polarization field thus depends only on x and y spatial coordinates, enabling a visualization of the system as consisting of two-dimensional layers (z -planes). The corresponding cross-sectional polarization field is shown in Fig. 1b, which displays the x and y components of the electric dipoles in an arbitrary (001)-plane of the shifted periodic supercell. This state will be referred to as $(V_{xy}|FE_z)$ in the following, to emphasize that it has a vortex state in the z -planes but also possesses an electrical polarization along the [001] direction. The distribution of the latter as a function of x and y spatial coordinates is such that that local dipoles within the wire have a z -component around 30% larger in

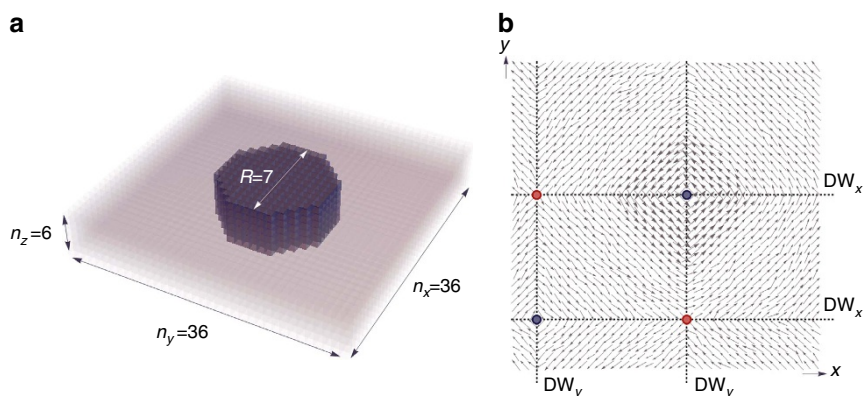


Figure 1 | Schematic representation of the structure and dipolar configuration of the vortex state. (a) Schematic representation of the periodic supercell under study. The structure consists of a cylindrical BaTiO₃ (BTO) nanowire with a radius R of 2.7 nm (seven lattice constant units) embedded in a SrTiO₃ (STO) matrix with lateral sides along the [100] and [010] directions of $n_x = n_y = 36$ lattice constant units, and a length $n_z = 6$ along the [001] pseudocubic direction. (b) Cross-sectional dipolar configuration of the $(V_{xy}|FE_z)$ state characterized by a vortex pattern in the z -planes co-occurring with an electrical polarization along the [001] direction. Arrows correspond to the x and y -components of the electric dipoles in an arbitrary (001)-plane of the shifted periodic supercell. Blue and red circles specify the location of vortices and antivortices respectively, all occurring at the intersection of DW_x and DW_y domain walls (dashed lines) separating different configurations of the x and y components of polarization.

magnitude than that of the local dipoles located in the matrix ($\sim 30.5 \mu\text{C cm}^{-2}$ versus $\sim 22.4 \mu\text{C cm}^{-2}$, respectively).

Moreover, in this $(V_{xy}|FE_z)$ state, in addition to the central vortex whose core is confined within the nanowire, the matrix exhibits a vortex at mid-way between second-nearest neighbour wires as well as two anti-vortices at mid-way between first-nearest neighbour wires of the periodic supercell. These punctual topological defects are associated with singularities in the two-dimensional cross-sectional polarization field and are found to be anchored at the junction of DW_x and DW_y domain walls, which interpolate between domains of distinct in-plane (x and y) components of polarization (Fig. 1b). The sum of the $O(2)$ winding numbers, each defined as a line integral measuring the change in angle of the two-dimensional cross-sectional polarization field over a closed path and giving $n = +1$ for vortices and $n = -1$ for anti-vortices²⁵, yields a zero net topological charge, in accordance with Poincaré-Hopf theorem²⁶.

In our search for skyrmionic configuration, we then proceed with further subjecting the $(V_{xy}|FE_z)$ state to an $E_{[00\bar{1}]}$ electric field, that is, to a field pointing oppositely to $(V_{xy}|FE_z)$'s polarization. The evolution of the z -component of polarization, P_z , with $E_{[00\bar{1}]}$ is shown in Fig. 2a. With decreasing $E_{[00\bar{1}]}$, one can see that P_z first slightly decreases before exhibiting a steep drop. Microscopical insight into the behaviour of the overall polarization is given by Fig. 2b–d, which show the distribution of P_z within an arbitrary z -plane of the supercell for three different values of $E_{[00\bar{1}]}$. It is therein seen that as $E_{[00\bar{1}]}$ increases, the matrix transiently develops inhomogeneity and is thus primarily accountable for the observed reduction of P_z . After completion of this transient process, at a certain threshold value E^* of the field (indicated by a vertical line in Fig. 2a), the dipolar

configuration is such that the z -component of the electric dipoles of the matrix is anti-parallel to that of the dipoles comprised within the wire.

As a result of the wire and the matrix having different switching fields, this final electric field treatment has thus prompted the nucleation of a π -wall (DW_z) positioned at the interface between the wire and matrix. Let us note that for values of $E_{[00\bar{1}]}$ exceeding E^* and rising up to $-3 \times 10^8 \text{ V m}^{-1}$, the z -component of the dipoles located in the matrix slightly increases in magnitude, while the anti-aligned z -component of the dipoles within the wire remains quasi constant. Remarkably and as shown in Fig. 4a,b, the ensuing dipolar configuration at E^* forms an electrical skyrmion (to be denoted as Sk) with a polarization antiparallel to E^* at its center and parallel to E^* at its periphery. Such skyrmionic configuration appearing at E^* persists up to $-3 \times 10^8 \text{ V m}^{-1}$ and bears a radial π -modulation of the z -component of polarization, as well as an azimuthal modulation of the x and y components. This double modulation is characteristic of a chiral, or Bloch-like skyrmion²⁷. Notably, the removal of the applied field $E_{[00\bar{1}]}$ does not alter the morphology of the (Sk) configuration, which indicates the stability of the obtained skyrmionic state (Sk) . Such a finding features resemblance with magnetic systems within which occur magnetic-field-induced skyrmions that can persist after releasing the external field^{17,28,29}.

Topological characterization. As a result of the radial π -modulation involving the z -component of the polarization field, an $O(3)$ topological invariant, the Pontryagin density q , is required to unambiguously identify the topological nature of the obtained three-dimensional swirling field structure¹⁷. This invariant is

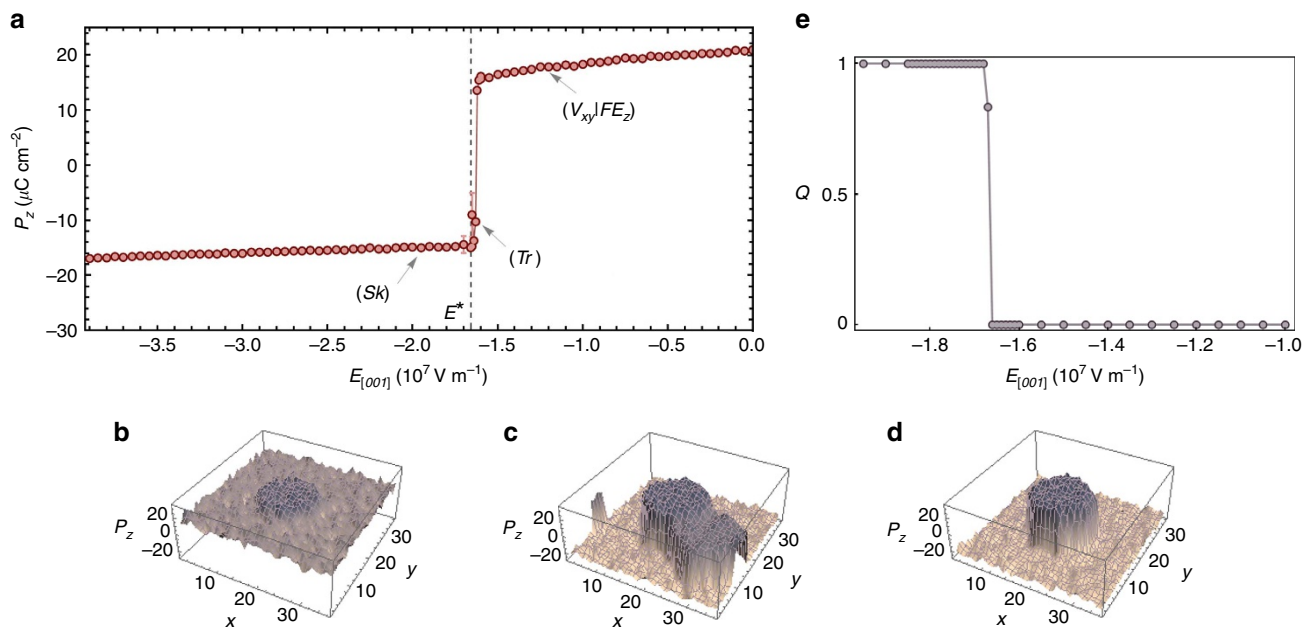


Figure 2 | System's evolution under the application of an electric field. (a) Evolution of the P_z component of polarization with the gradually increasing external electric field $E_{[00\bar{1}]}$ at 15 K. Error bars indicate standard deviation, and are less than or equal to the size of the points when not visible. Arrows indicate the state $(V_{xy}|FE_z)$ characterized by a vortex pattern in the z -planes co-occurring with an electrical polarization along the $[001]$ direction as obtained for $E_{[00\bar{1}]}$ comprised between -1.6×10^7 and 0 V m^{-1} , the transient state (Tr) obtained over the narrow range extending from -1.65×10^7 to $-1.6 \times 10^7 \text{ V m}^{-1}$, and the skyrmionic state (Sk) obtained under $E^* = -1.65 \times 10^7 \text{ V m}^{-1}$, where E^* (dashed vertical line) is the threshold value of the field upon which the z -component of local dipoles is pointing along $[00\bar{1}]$ in the matrix and along $[001]$ in the wire. (b–d) Distribution of P_z within an arbitrary z -plane of the supercell for the $(V_{xy}|FE_z)$ state, the transient state (Tr) , and the skyrmionic state (Sk) , respectively. The colour scale of b–d represents the magnitude of the out-of-plane polarization. (e) Dependence of the topological charge Q of the dipolar configurations on the external electric field.

defined by $q = \frac{1}{4\pi} \mathbf{u} \cdot (\partial_x \mathbf{u} \times \partial_y \mathbf{u})$, where the three-component unit vector \mathbf{u} denotes the normalized local dipole moment. For a skyrmion, its surface integral over an arbitrary (001)-plane is an integer topological charge Q yielding the number of times \mathbf{u} wraps the unit sphere¹⁷. Let us note that the topological density q can be expressed as a total derivative, and is thus intrinsically insensitive to the polarization texture details. Figure 3 provides the calculated topological density distribution with spatial derivatives being approximated using a fourth-order accurate finite difference scheme on interpolated data.

Remarkably, Fig. 3 reveals the presence of several narrow peaks located at the junctions of (DW_x and DW_y), (DW_z and DW_x) and (DW_z and DW_y) domain walls, and equally contributing to a topological charge $Q = 1$ (note that, by contrast, this invariant is trivial for $(V_{xy}|FE_z)$, for which $Q = 0$, as it is seen in Fig. 2e). This finding, which we further cross-checked through the method of topological charge computation of ref. 30, attests to the topological nature of the obtained skyrmionic configuration. It also demonstrates that its broken topological structure can be mapped onto the topology of domain-wall junctions, as a genuine consequence of the considered nanocomposite geometry. A distinctive feature of the electrical (Sk) is thus its four-fold symmetric topological charge density, markedly differing from that of axisymmetric magnetic skyrmion textures and other topological objects. Moreover, the geometry of the system enables obtaining an electrical skyrmion whose size can be as small as a few nanometers whereas magnetic skyrmions non-arising from Dzyaloshinskii–Moriya interaction extend on significantly larger scales^{17,18,29}, thereby widening the scope and capabilities of future skyrmion-based applications.

Assessment of the skyrmionic state's stability. Furthermore and as above demonstrated, the (Sk) state is at the least metastable. To bridge the topologically distinct $(V_{xy}|FE_z)$ and (Sk) states and estimate their relative stability, we have performed a Metropolis Monte Carlo sampling of the transition paths connecting them in configurational space. Different Markov chains allowed to gather statistics on the pathways accessible under the application of E^* on the $(V_{xy}|FE_z)$ configuration. Averaging the energies associated with different trajectories parametrized by the P_z component of polarization yielded the internal energy profile shown in Fig. 4c. It appears clearly that the obtained (Sk) is metastable with a local minimum only $7 \mu\text{Ha}$ higher than that of the $(V_{xy}|FE_z)$ state. While both the $(V_{xy}|FE_z)$ and (Sk) states are stabilized by long-range dipolar interactions, we find that the difference in their energy mainly originates from the π -wall energy formation cost encoded in the short-range interaction. The topological stability of the (Sk) state is reflected in the finite energy barrier which protects it against spontaneous decay. This energy barrier ($\sim 0.02 \text{ mHa}$) underpins the first-order nature of the transition associated with the abrupt partial switching process (Fig. 2a), in that the skyrmionic structure cannot be continuously deformed into that of the $(V_{xy}|FE_z)$ state.

We also probe the thermal stability of the (Sk) state by increasing the temperature. At moderate temperatures, thermal fluctuations do not destabilize the (Sk) state, which remains robust up to 65 K. Specifically, thermally activated excitations in the form of confined and self-compensating $O(2)$ punctual defects (vortex-antivortex bound pairs) induce homotopical configurations preserving the topological texture of the (Sk) state. This finding is consistent with the range of stability shown in Fig. 4d, which provides the temperature dependence of the estimated threshold external electric field E^* needed to drive the system towards the skyrmion state. It is seen that E^* decreases in magnitude as the temperature is increased. The transition line

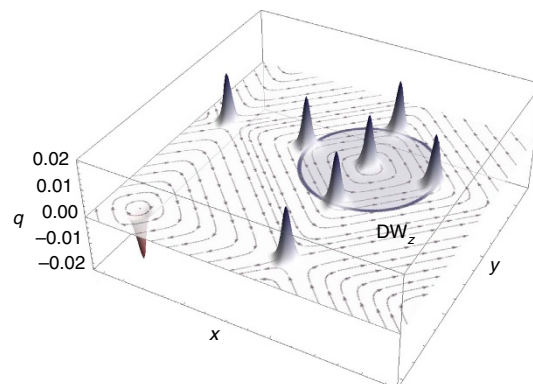


Figure 3 | Topological charge density of the electrical skyrmion.

Pontryagin density q in an arbitrary z -plane of the shifted periodic supercell, superimposed onto the streamlines (arrows) associated with the x and y components of the skyrmionic polarization state (Sk). The skyrmion charge is broken into equally contributing fractions (narrow peaks) located at the junctions of domain walls. Blue (red) peaks indicate positive (negative) contributions to the total charge. The location of the nanowire is indicated by a circle, which coincides with DW_z domain wall across which the z -component of polarization reverses sign.

between the (Sk) and the $(V_{xy}|FE_z)$ states terminates at a finite temperature and field (65 K and $-0.24 \times 10^7 \text{ V m}^{-1}$), on which the topological protection is no longer in effect. At this termination point, thermal and electrical excitations endow the system with a sufficiently high energy to overcome the topological barrier. The (Sk) thermal stability range can be enhanced by substituting the BTO material composing the wire with a higher- T_C ferroelectric, while conserving a discrepancy between the wire and matrix polarizabilities.

We further appraised the skyrmion stability by subjecting it to a gradually increasing $E_{[111]}$ electrical field oriented along the $[111]$ direction at 15 K . While under a certain threshold of $E_{[111]}$ the excited configuration relaxes back to the initial (Sk) state, for strong enough magnitude, the induced nonequilibrium state converts into an homogeneous polar rhombohedral state (to be denoted by (Rh)) of higher energy (-1.45 mHa). This metastable (Rh) state consists of electric dipoles pointing along the $[111]$ direction in both the wire and the matrix. We find that the energy barrier associated with this annihilation pathway ($\sim 0.05 \text{ mHa}$) is higher than the one connecting the (Sk) and the $(V_{xy}|FE_z)$ states. The reason behind the difference in height of the barriers can be approached through topological considerations; while a transition from the (Sk) state to the topologically trivial (Rh) state requires disentangling the former by unwinding its two modulations, the transition from the (Sk) state to the $(V_{xy}|FE_z)$ state involves releasing the π -modulation, thereby only affecting the z -component of polarization while conserving the cross-sectional configuration of polarization and its domain-wall-pinned $O(2)$ punctual defects.

Discussion

Inquiring into the dependence of the topological (Sk) texture on the geometry of the structure, we performed additional simulations where the effect of the radius of the nanowire, its shape and the length n_z along the $[001]$ pseudocubic direction of the supercell were assessed. We found that the results are not affected by neither n_z (over the range $n_z = 6$ to $n_z = 10$) nor the shape (square versus circle cross-sections) of the nanowire. Varying the size of the wire yielded a non-monotonic dependence of E^* on the

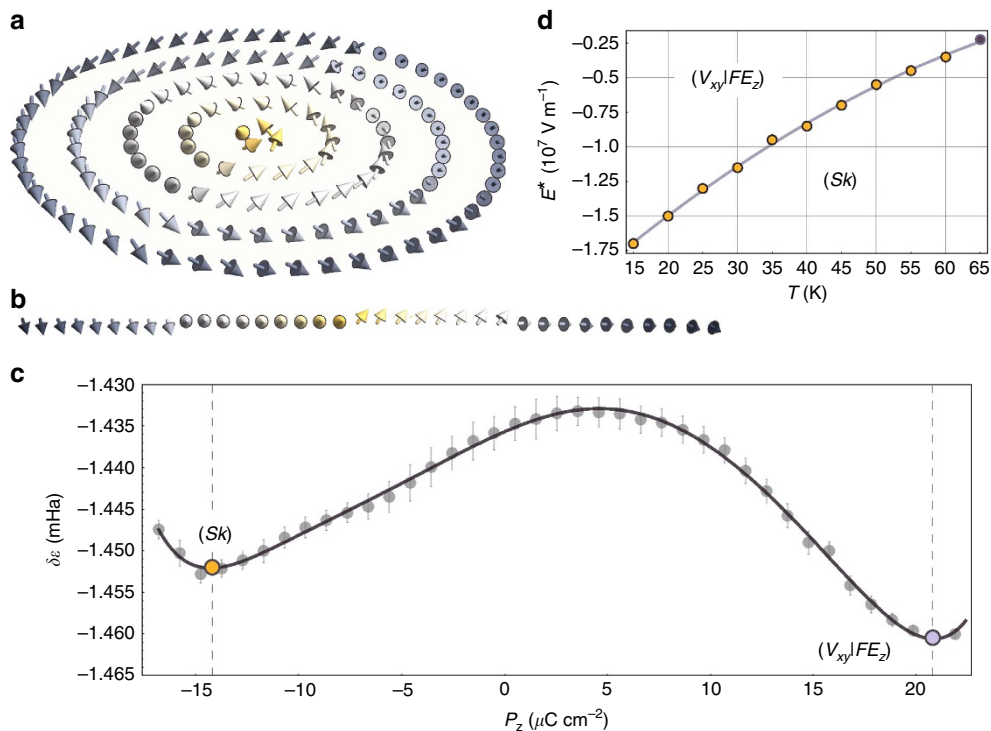


Figure 4 | Stability of the skyrmionic state. (a) Polarization field configuration within the relaxed skyrmionic state (Sk) as obtained from the simulation at 15 K. (b) Local dipoles plotted along a line passing through the skyrmion's core and parallel to the x coordinate axis. It is seen that the tips of the dipoles describe a circle in the plane perpendicular to the line, thus indicating the variation of the y and z components along this line. The vectors are coloured according to their z -component in **a,b**. (c) Dependence of the internal energy $\delta\epsilon$ on the P_z component of polarization showing the crossover between two stable minima: the one corresponding to the $(V_{xy}|FE_z)$ state characterized by a vortex pattern in the z -planes co-occurring with an electrical polarization along the [001] direction, and the one associated with the skyrmionic texture (Sk). Error bars indicate s.d. (d) Temperature dependence of the estimated threshold external electric field E^* needed to drive the system towards the skyrmion state.

radius R of the cylindrical wire. With increasing radii of BaTiO₃ nanowires, E^* was found to increase, merely indicating the relatively empowered influence of the wire on the matrix as a result of its enlargement. Moreover, we found that considering a rectangular array of cylindrical wires within the supercell endowed the resulting skyrmion lattice with helicity (Z_2) degrees of freedom (the circulation direction of the cross-sectional polarization around the skyrmion core); depending on the inter-wire distances, the interaction between skyrmions led to either a single-chirality (phase-locking) pattern or to an alternate arrangement of skyrmionic chiralities within this lattice. We also note that skyrmion-like configurations should exist in other geometries than the nanocomposite structure herein investigated, provided that similar physics comes into play³¹. Moreover, free charges and structural defects can screen or modify depolarizing field and thus affect the formation of electrical skyrmions. However, we are confident that these latter topological defects will soon be observed based on the fact that other depolarizing-field-related dipolar patterns have already been experimentally seen in some ferroelectric systems (see, for example, refs 9–13).

In conclusion, we have shown that ferroelectric nanocomposites can accommodate a skyrmionic configuration as a stable state of polarization. Our study brings to the fore the interplay between geometry and topology in providing extrinsic topological protection. Finally, analysing the (Sk) topological properties, we found that its topological charge density is broken into fractions pinned at domain walls junctions, thereby singling out electrical skyrmions from topological objects with axisymmetric topological charge densities.

Methods

Effective Hamiltonian. The effective Hamiltonian employed in this study is that of ref. 22. Its total internal energy has the form:

$$E_{\text{tot}} = E_{\text{ave}}(\{\mathbf{u}_i\}, \{\mathbf{v}_i\}, \{\eta_H\}) + E_{\text{loc}}(\{\mathbf{u}_i\}, \{\mathbf{v}_i\}, \{\sigma_j\}, \{\eta_{\text{loc}}\}). \quad (1)$$

The first energy term, E_{ave} , depends on the local soft mode \mathbf{u}_i , centred on the Ti-sites of the 5-atom unit cell i and directly proportional to the electric dipole moment of the corresponding unit cell, the dimensionless displacement variables $\{\mathbf{v}_i\}$ defined at the cell corners and entering in the calculation of the inhomogeneous strain tensor components of the cell i ^{32,33}, and the homogeneous strain tensor $\{\eta_H\}$, which allows the simulations to account for the change in size and shape of the supercell^{32,33}. E_{ave} consists of five parts: a local-mode self-energy, a long-range dipole-dipole interaction, a short-range interaction between soft modes, an elastic energy, and an interaction between the local modes and local strain^{32,33}. Its parameters are fitted from first-principles calculations performed on a uniform virtual (A)TiO₃ system that averages the potentials of the pure parent compounds^{34,35} to model (Ba_{0.5}Sr_{0.5})TiO₃ solid solutions. The second energy term, E_{loc} , involves the $\{\sigma_j\}$ parameters and $\{\eta_{\text{loc}}\}$, which respectively correspond to the set of variables $\{\sigma_j\}$ characterizing the atomic distribution of the mixed A-sublattice³⁶, with $\sigma_j = +1$ or -1 corresponding to the presence of either Ba or Sr atom at the A-lattice site j , and the local strain $\{\eta_{\text{loc}}\}$ stemming from the difference in ionic radii between Ba and Sr atoms (which is $\approx 2\%$). This second energy term E_{loc} stands as a perturbative correction to the virtual crystal approximation, as it accounts for the real nature of the A-site atom and its effect on the local soft modes and the inhomogeneous strain tensor, as well as it includes corrections pertaining to the strain induced by the size difference between Ba and Sr ions²². The parameters entering in E_{loc} are derived from first principles. The nanocomposite herein considered is stress-free, which allows the matrix, interface and wires to adopt different lattice constants, thereby modelling a (realistic) inhomogeneous strain. The Monte Carlo simulations were performed using up to 50,000 sweeps.

It is worth mentioning that the above described first-principles-based effective Hamiltonian scheme²² has been shown to accurately reproduce various (static and dynamical) properties of different disordered or chemically ordered (Ba,Sr)TiO₃ systems^{22,37–40}. One example includes Curie temperatures and phase diagrams²² of

(Ba,Sr)TiO₃ materials (BST)³⁹. For instance, our effective Hamiltonian gives transition temperatures of 385 K (from cubic to tetragonal), 280 K (from tetragonal to orthorhombic) and 230 K (from orthorhombic to rhombohedral) in BaTiO₃ bulk, which compares rather well with the experimental values of 400, 280 and 180 K²². Other examples demonstrating the accuracy of this effective Hamiltonian is the subtle temperature-gradient-induced polarization⁴⁰, and the existence of two modes (rather than a single one as previously believed for a long time) contributing to the GHz–THz dielectric response of BST compounds³⁹.

Notably, nanocomposites such as the one considered in the present study and consisting of BTO nanowires embedded in a STO matrix, were predicted to exhibit a spatially modulated field structure from which a variety of striking phenomena^{41–43} originates. Let us note that the simulated matrix does not rigorously correspond to pure STO but rather coincides with Ba_{1–x}Sr_xTiO₃ having 85% of strontium because of some limitations related to the employed effective Hamiltonian (in particular, this effective Hamiltonian predicts a paraelectric-to-ferroelectric transition of pure STO at a Curie temperature that experimentally corresponds to the one of Ba_{0.15}Sr_{0.85}TiO₃).

A final remark pertains to the magnitude of electric fields reported in this study. Generally, effective Hamiltonian schemes have a tendency to overestimate electric experimental fields by a factor of about 25 with respect to experiments⁴⁴. However, a field of 10⁹ V m^{–1} has been applied to some nano-structures in recent measurements⁴⁵.

References

- Yamada, K. *et al.* Electrical switching of the vortex core in a magnetic disk. *Nat. Mater.* **6**, 269–273 (2007).
- Sampaio, J., Cros, V., Rohart, S., Thiaville, A. & Fert, A. Nucleation, stability and current-induced motion of isolated magnetic skyrmions in nanostructures. *Nat. Nanotechnol.* **8**, 839–844 (2013).
- Mühlbauer, S. *et al.* Skyrmion lattice in a chiral magnet. *Science* **323**, 915–919 (2009).
- Yu, X. Z. *et al.* Real-space observation of a two-dimensional skyrmion crystal. *Nature* **465**, 901–904 (2010).
- Naumov, I. I., Bellaiche, L. & Fu, H. Unusual phase transitions in ferroelectric nanodisks and nanorods. *Nature* **432**, 737–740 (2004).
- Scott, J. Novel geometric ordering of ferroelectricity. *Nat. Mater.* **4**, 13–14 (2005).
- Hong, J., Catalan, G., Fang, D. N., Artacho, E. & Scott, J. Topology of the polarization field in ferroelectric nanowires from first principles. *Phys. Rev. B* **81**, 172101 (2010).
- Prosandeev, S., Kornev, I. A. & Bellaiche, L. Phase transitions in epitaxial (–110) BiFeO₃ films from first principles. *Phys. Rev. Lett.* **107**, 117602 (2011).
- Balke, N. *et al.* Enhanced electric conductivity at ferroelectric vortex cores in BiFeO₃. *Nat. Phys.* **8**, 81–88 (2012).
- Louis, L., Kornev, I. A., Geneste, G., Dkhil, B. & Bellaiche, L. Novel complex phenomena in ferroelectric nanocomposites. *J. Phys. Condens. Matter* **24**, 402201 (2012).
- Jia, C. L., Urban, K. W., Alexe, M., Hesse, D. & Vrejoiu, I. Direct observation of continuous electric dipole rotation in flux-closure domains in ferroelectric Pb(Zr,Ti)O₃. *Science* **331**, 1420 (2011).
- Gruverman, A. *et al.* Vortex ferroelectric domains. *J. Phys. Condens. Matter* **20**, 342201 (2008).
- McQuaid, R. G. P., McGilly, L. J., Sharma, P. & Gruverman, A. Mesoscale flux-closure domain formation in single-crystal BaTiO₃. *Nat. Commun.* **2**, 404 (2011).
- Dzyaloshinskii, I. E. A thermodynamic theory of weak ferromagnetism of antiferromagnetics. *J. Phys. Chem. Solids* **4**, 241–255 (1958).
- Moriya, T. Anisotropic superexchange interaction and weak ferromagnetism. *Phys. Rev.* **120**, 91–98 (1960).
- Rosler, U. K., Bogdanov, A. N. & Pfléiderer, C. Spontaneous skyrmion ground states in magnetic metals. *Nature* **442**, 797–801 (2006).
- Nagaosa, N. & Tokura, Y. Topological properties and dynamics of magnetic skyrmions. *Nat. Nanotechnol.* **8**, 899–911 (2013).
- Ezawa, M. Giant skyrmions stabilized by dipole-dipole interactions in thin ferromagnetic films. *Phys. Rev. Lett.* **105**, 197202 (2010).
- Okubo, T., Chung, S. & Kawamura, H. Multiple-q states and the Skyrmion lattice of the triangular-lattice Heisenberg antiferromagnet under magnetic fields. *Phys. Rev. Lett.* **108**, 017206 (2012).
- Heinze, S. *et al.* Spontaneous atomic-scale magnetic skyrmion lattice in two dimensions. *Nat. Phys.* **7**, 713–718 (2011).
- Vaz, C. A. F., Hoffman, J., Ahn, C. H. & Ramesh, R. Magnetoelectric coupling effects in multiferroic complex oxide composite structures. *Adv. Mater.* **22**, 2900–2918 (2010).
- Walizer, L., Lisenkov, S. & Bellaiche, L. Finite-temperature properties of (Ba,Sr)TiO₃ systems from atomistic simulations. *Phys. Rev. B* **73**, 144105 (2006).
- Prosandeev, S. & Bellaiche, L. Properties of ferroelectric nanodots embedded in a polarizable medium: atomistic simulations. *Phys. Rev. Lett.* **97**, 167601 (2006).
- Newnham, R. E., Skinner, D. P. & Cross, L. E. Connectivity and piezoelectric-pyroelectric composites. *Mat. Res. Bull.* **13**, 525–536 (1978).
- Mermin, N. D. The topological theory of defects in ordered media. *Rev. Mod. Phys.* **51**, 591 (1979).
- Milnor, J. W. *Topology From the Differentiable Viewpoint* (Virginia Univ. Press, 1989).
- Tomasello, R. *et al.* A strategy for the design of skyrmion racetrack memories. *Sci. Rep.* **4**, 6784 (2014).
- Kanazawa, N. *et al.* Possible skyrmion-lattice ground state in the B20 chiral-lattice magnet MnGe as seen via small-angle neutron scattering. *Phys. Rev. B* **86**, 134425 (2012).
- Sun, L. *et al.* Creating an artificial two-dimensional skyrmion crystal by nanopatterning. *Phys. Rev. Lett.* **110**, 167201 (2013).
- Berg, B. & Luscher, M. Definition and statistical distributions of a topological number in the lattice O(3) σ -model. *Nucl. Phys. B* **190**, 412–424 (1981).
- Naumov, I. & Bratkovsky, A. M. Unusual polarization patterns in flat epitaxial ferroelectric nanoparticles. *Phys. Rev. Lett.* **101**, 107601 (2008).
- Zhong, W., Vanderbilt, D. & Rabe, K. M. Phase transitions in BaTiO₃ from first principles. *Phys. Rev. Lett.* **73**, 1861 (1994).
- Zhong, W., Vanderbilt, D. & Rabe, K. M. First-principles theory of ferroelectric phase transitions for perovskite Compounds: The case of BaTiO₃. *Phys. Rev. B* **52**, 6301–6312 (1995).
- Bellaiche, L. & Vanderbilt, D. Virtual crystal approximation revisited: application to dielectric and piezoelectric properties of perovskites. *Phys. Rev. B* **61**, 7877 (2000).
- Ramer, N. J. & Rappe, A. M. Application of a new virtual crystal approach for the study of disordered perovskites. *J. Phys. Chem. Solids* **61**, 315–320 (2000).
- Bellaiche, L., Garcia, A. & Vanderbilt, D. Finite-temperature properties of Pb(Zr_{1–x}Ti_x)O₃ alloys from first principles. *Phys. Rev. Lett.* **84**, 5427 (2000).
- Choudhury, N., Walizer, L., Lisenkov, S. & Bellaiche, L. Geometric frustration in compositionally modulated ferroelectrics. *Nature* **470**, 513–517 (2011).
- Lisenkov, S. & Bellaiche, L. Phase diagrams of BaTiO₃-SrTiO₃ superlattices from first principles. *Phys. Rev. B* **76**, 020102 (R) (2007).
- Hlinka, J. *et al.* Coexistence of the phonon and relaxation soft modes in the terahertz dielectric response of tetragonal BaTiO₃. *Phys. Rev. Lett.* **101**, 167402 (2008).
- Zhang, Q. & Ponomareva, I. Microscopic insight into temperature-graded ferroelectrics. *Phys. Rev. Lett.* **105**, 147602 (2010).
- Stepkova, V., Marton, P., Setter, N. & Hlinka, J. Close-circuit domain quadruplets in BaTiO₃ nanorods embedded in SrTiO₃ film. *Phys. Rev. B* **89**, 060101 (R) (2014).
- Gui, Z. & Bellaiche, L. Terahertz dynamics of ferroelectric vortices from first principles. *Phys. Rev. B* **89**, 064303 (2014).
- Prosandeev, S. *et al.* Natural optical activity and its control by electric field in electrotoxic systems. *Phys. Rev. B* **87**, 195111 (2013).
- Daumont, C. *et al.* Strain dependence of polarization and piezoelectric response in epitaxial BiFeO₃ thin films. *J. Phys. Condens. Matter* **24**, 162202 (2012).
- Yamada, H. *et al.* Giant electroresistance of super-tetragonal BiFeO₃-based ferroelectric tunnel junctions. *ACS Nano* **7**, 5385 (2013).

Acknowledgements

Y.N., Z.G. and L.B. acknowledge the ARO grant W911NF-12-1-0085. S.P. also thanks the financial support of DARPA (under the MATRIX program) and the Physics department of the University of Arkansas.

Author contributions

Y.N. and S.P. conducted the study, carried out the simulation and analysed the results. Y.N. wrote the original manuscript, S.P. contributed to preparing the paper, and L.B. revised the manuscript and supervised the study. S.P. and Y.N. implemented procedures to enable the calculation of topological characteristics and transition path energy profile. I.K. participated in discussing the methodology and the results. L.L. and Z.G. provided preliminary data and shared the effective Hamiltonian code used in this study.

Additional information

Competing financial interests: The authors declare no competing financial interests.

Reprints and permission information is available online at <http://npg.nature.com/reprintsandpermissions/>

How to cite this article: Nahas, Y. *et al.* Discovery of stable skyrmionic state in ferroelectric nanocomposites. *Nat. Commun.* 6:8542 doi: 10.1038/ncomms9542 (2015).



This work is licensed under a Creative Commons Attribution 4.0 International License. The images or other third party material in this article are included in the article's Creative Commons license, unless indicated otherwise in the credit line; if the material is not included under the Creative Commons license, users will need to obtain permission from the license holder to reproduce the material. To view a copy of this license, visit <http://creativecommons.org/licenses/by/4.0/>