

## Plant Ecology & Diversity

Publication details, including instructions for authors and subscription information:  
<http://www.tandfonline.com/loi/tped20>

### Disequilibrium and hyperdynamic tree turnover at the forest-cerrado transition zone in southern Amazonia

Beatriz S. Marimon<sup>a</sup>, Ben Hur Marimon-Junior<sup>a</sup>, Ted R. Feldpausch<sup>bc</sup>, Claudinei Oliveira-Santos<sup>d</sup>, Henrique A. Mews<sup>e</sup>, Gabriela Lopez-Gonzalez<sup>b</sup>, Jon Lloyd<sup>bh</sup>, Daniel D. Franczak<sup>f</sup>, Edmar A. de Oliveira<sup>d</sup>, Leandro Maracahipes<sup>d</sup>, Aline Miguel<sup>g</sup>, Eddie Lenza<sup>a</sup> & Oliver L. Phillips<sup>b</sup>

<sup>a</sup> Universidade do Estado de Mato Grosso, Departamento de Ciências Biológicas, Nova Xavantina, Brasil

<sup>b</sup> School of Geography, University of Leeds, Leeds, UK

<sup>c</sup> College of Life and Environmental Sciences, University of Exeter, Exeter, UK

<sup>d</sup> Universidade do Estado de Mato Grosso, Programa de Pós-graduação em Ecologia e Conservação, Nova Xavantina, Brasil

<sup>e</sup> Universidade de Brasília, Programa de Pós-Graduação em Ciências Florestais, Brasília, Brasil

<sup>f</sup> Universidade de Brasília, Programa de Pós-graduação em Botânica, Brasília, Brasil

<sup>g</sup> Universidade do Estado de Mato Grosso, Programa de Pós-graduação em Ciências Ambientais, Cáceres, Brasil

<sup>h</sup> School of Earth and Environmental Science, James Cook University, Cairns, Australia  
Published online: 16 Sep 2013.

To cite this article: Beatriz S. Marimon, Ben Hur Marimon-Junior, Ted R. Feldpausch, Claudinei Oliveira-Santos, Henrique A. Mews, Gabriela Lopez-Gonzalez, Jon Lloyd, Daniel D. Franczak, Edmar A. de Oliveira, Leandro Maracahipes, Aline Miguel, Eddie Lenza & Oliver L. Phillips, Plant Ecology & Diversity (2013): Disequilibrium and hyperdynamic tree turnover at the forest-cerrado transition zone in southern Amazonia, Plant Ecology & Diversity, DOI: 10.1080/17550874.2013.818072

To link to this article: <http://dx.doi.org/10.1080/17550874.2013.818072>

PLEASE SCROLL DOWN FOR ARTICLE

Taylor & Francis makes every effort to ensure the accuracy of all the information (the "Content") contained in the publications on our platform. However, Taylor & Francis, our agents, and our licensors make no representations or warranties whatsoever as to the accuracy, completeness, or suitability for any purpose of the Content. Any opinions and views expressed in this publication are the opinions and views of the authors, and are not the views of or endorsed by Taylor & Francis. The accuracy of the Content should not be relied upon and should be independently verified with primary sources of information. Taylor and Francis shall not be liable for any losses, actions, claims, proceedings, demands, costs, expenses, damages, and other liabilities whatsoever or howsoever caused arising directly or indirectly in connection with, in relation to or arising out of the use of the Content.

This article may be used for research, teaching, and private study purposes. Any substantial or systematic reproduction, redistribution, reselling, loan, sub-licensing, systematic supply, or distribution in any form to anyone is expressly forbidden. Terms & Conditions of access and use can be found at <http://www.tandfonline.com/page/terms-and-conditions>

## Disequilibrium and hyperdynamic tree turnover at the forest–cerrado transition zone in southern Amazonia

Beatriz S. Marimon<sup>a\*</sup>, Ben Hur Marimon-Junior<sup>a</sup>, Ted R. Feldpausch<sup>b,c</sup>, Claudinei Oliveira-Santos<sup>d</sup>, Henrique A. Mews<sup>e</sup>, Gabriela Lopez-Gonzalez<sup>b</sup>, Jon Lloyd<sup>b,h</sup>, Daniel D. Franczak<sup>f</sup>, Edmar A. de Oliveira<sup>d</sup>, Leandro Maracahipes<sup>d</sup>, Aline Miguel<sup>g</sup>, Eddie Lenza<sup>a</sup> and Oliver L. Phillips<sup>b</sup>

<sup>a</sup>Universidade do Estado de Mato Grosso, Departamento de Ciências Biológicas, Nova Xavantina, Brasil; <sup>b</sup>School of Geography, University of Leeds, Leeds, UK; <sup>c</sup>College of Life and Environmental Sciences, University of Exeter, Exeter, UK; <sup>d</sup>Universidade do Estado de Mato Grosso, Programa de Pós-graduação em Ecologia e Conservação, Nova Xavantina, Brasil; <sup>e</sup>Universidade de Brasília, Programa de Pós-Graduação em Ciências Florestais, Brasília, Brasil; <sup>f</sup>Universidade de Brasília, Programa de Pós-graduação em Botânica, Brasília, Brasil; <sup>g</sup>Universidade do Estado de Mato Grosso, Programa de Pós-graduação em Ciências Ambientais, Cáceres, Brasil; <sup>h</sup>School of Earth and Environmental Science, James Cook University, Cairns, Australia

(Received 30 January 2012; final version received 18 June 2013)

**Background:** The zone of transition (ZOT) between the Cerrado and the Amazon forest in southern Amazonia represents a unique and rapidly shrinking area due to land-use change.

**Aims:** To compare the dynamics and above-ground biomass of vegetation located in the ZOT with core Amazon forest and to determine how ZOT dynamics differ within vegetation types for different tree diameter classes.

**Methods:** Censuses of trees were conducted in seven plots in monodominant forest, semi-deciduous seasonal forest, gallery forest, cerrado sensu stricto and cerradão, in north-eastern Mato Grosso, Brazil from 1996 to 2010, including data for the 2005 drought year. Separate analyses of stem dynamics and biomass were carried out for two different diameter ( $d$ ) classes:  $5 \leq d < 10$  cm and  $d \geq 10$  cm.

**Results:** For trees with  $d \geq 10$  cm the average mortality rate was 2.8% year<sup>-1</sup>, with an estimated above-ground dry biomass of 210 Mg ha<sup>-1</sup>. Trees with  $5 \leq d < 10$  cm constituted only a small fraction of the total biomass store (ca. 10 Mg ha<sup>-1</sup>) and had a mortality rate of 7.4% year<sup>-1</sup> and recruitment of 6.5% year<sup>-1</sup>. Overall, mortality and recruitment in the ZOT were greater than in core Amazonian forests (1–2% year<sup>-1</sup>).

**Conclusions:** The distinct vegetation formations of the southern Amazon ZOT are markedly more dynamic than core Amazonian forest. Continued long-term monitoring throughout the region is required to assess whether they also respond differently to climate change.

**Keywords:** biomass; ecotone; forest dynamics; mortality; permanent sample plot; recruitment; tropical

### Introduction

Amazonia has been described as a vast and distinctive phytogeographic province possessing one of the world's most diverse floras (Ackerly et al. 1989) and a mosaic of different vegetation patterns (RADAMBRASIL 1981; Pitman et al. 2008), including transitional formations at savanna–forest boundaries (Pires 1974). This transitional vegetation, especially in southern Amazonia, has experienced several phases of expansion and contraction, where cerrado (savanna) advanced into the forest and vice versa, as the climate changed, with alternating dry and wet events, especially during the late Quaternary (Ab'Saber 1982; Prance 1982; Mayle et al. 2000). As a result a large, unstable, and permanent zone of (ecological) tension (ZOT) has formed along the southern margin of the Amazonian forest, resulting in a state of dynamic transition attributable to fluctuations in precipitation (Ratter 1992; Ratter et al. 1997). This, in turn, can result in a potentially perpetual succession from forest to cerrado (during dry events) and vice versa (wet events), as a result of which a hyperdynamic

ecological environment might be expected to prevail in the ZOT. In this paper we probed this idea by examining properties of vegetation dynamics measured in this transitional zone and comparing them with existing measurements in the core Amazonian forests.

Several vegetation formation types (sensu Torello-Raventos et al. 2013) are found in the transition zone between cerrado and core Amazonian forest. These include gallery forests along small streams, monodominant forests of *Brosimum rubescens* (Marimon et al. 2001), dry forest (Soares 1953; Ratter et al. 1973; Pires 1974), cerrado sensu stricto (typical savanna) and cerradão (a dense and tall woodland formation) (Ratter et al. 1973). Dry forest is the true Amazonian forest in the transition zone, an evergreen forest (Ivanauskas et al. 2008) considered as part of a continuum from the cerrado to the Amazonian evergreen forests (see Ackerly et al. 1989; Marimon et al. 2006). Often consisting of a mixture of forest and savanna species, cerradão can be considered as either forest or tall closed woodland, this depending on its species composition

\*Corresponding author. Email: [biamarimon@hotmail.com](mailto:biamarimon@hotmail.com)

(Torello-Raventos et al. 2013), and is usually found forming a band of contact between dry forest and cerrado sensu stricto, only a few kilometres wide (Ratter et al. 1973). It is likely that cerradão of this region represents a successional stage that reflects a recent advance of the Amazon forest into cerrado vegetation (Ratter 1992; Marimon et al. 2006; Franczak et al. 2011), thus providing insights into the ecology and dynamics of the forest–savanna boundaries in southern Amazonia.

Studies of vegetation dynamics, based on a comprehensive assessment of mortality, recruitment and growth, can improve our understanding of the ecological processes that govern plant communities (Phillips et al. 2011) and may help reveal the population consequences of disturbances or successional changes (Durigan and Ratter 2006). Climatic variations, such as periods of drought, can be one determinant of plant community dynamics, especially for communities not usually subject to large fluctuations (ter Steege 2009). Furthermore, in tropical forests, small-stature plants (species and individuals) may show more mortality and higher dynamism than taller or mature trees (Bierregaard et al. 1992; Newbery et al. 1999). These smaller plants may be especially sensitive to change, and are therefore potentially leading indicators of ecosystem shifts.

Amazon forests are thought to have maintained similar features at least for the past 55 million years (Morley 2000; Maslin et al. 2005), while the cerrado existed in prototypic form in the Cretaceous (Ratter and Ribeiro 1996). This long time-scale may have been enough to produce unique interactions in the complex contact zone between the two biomes. The overall aim of our research was to understand the ecological interactions in these transitional areas and to use this to improve predictions of the future dynamics of biomass and carbon at the forest/cerrado margins. In particular, by comparing the contemporary dynamics of different vegetation types at this transition we may understand better their sensitivity to climatic conditions and therefore how they may be expected to respond to environmental changes (Malhi et al. 2004; Phillips et al. 2004).

In this study, we explored the hypotheses that: (1) the vegetation formation types at the southern edge of the Amazonian forest were more dynamic in terms of turnover than the core Amazonian tree communities found in less seasonal climates; (2) the diversity and above-ground biomass of the vegetation types of the transition zone have undergone changes due to a recent drought event; and (3) dynamics, including mortality, recruitment, and net biomass change, differed between savanna and forest plots of the transition zone. To address these hypotheses, we analysed new data on stem and biomass dynamics for vegetation. We quantified tree dynamics over a period that included the 2005 drought, and evaluated if dynamics differed by vegetation type and between tree diameter classes.

## Materials and methods

### Study area

The study areas were located in north-eastern state of Mato Grosso, central Brazil, in the municipality of Nova Xavantina. The vegetation is broadly classified as a mosaic of savanna and forest (Ratter et al. 1973; Ackerly et al. 1989; IBGE 2004; Ivanauskas et al. 2004; Marimon et al. 2006). Seven plots were selected to sample this transition zone, five (one cerrado sensu stricto, one cerradão and three gallery forests) in the Parque Municipal do Bacaba, an ecological reserve (14° 41' S and 52° 20' W) and two (one monodominant forest and one semi-deciduous seasonal forest) in the nearby reserve of Fazenda Vera Cruz (14° 50' 47" S and 52° 08' 37" W) (Table 1). The climate of all localities was type Aw, according to Köppen's classification, with a dry season from April to September and a wet season from October to March, and the annual rainfall averaging ca. 1400 mm and a mean annual temperature of 25 °C (Marimon et al. 2010; Mews et al. 2011b). The distance between cerrado sensu stricto, cerradão and gallery forest plots was ca. 1.5 km. The monodominant and semi-deciduous forest plots were within 800 m of each other, and less than 25 km from the other plots.

The adjacent cerrado sensu stricto and cerradão grew on Ferralsols (FAO/UNESCO 1994), deep soils with similar fertility but distinct floristic and structural vegetation characteristics (Marimon-Junior and Haridasan 2005; Franczak et al. 2011; Mews et al. 2011a). The three gallery forest plots differed in slope with their soils being predominantly shallow Lithosols (quartzite rocks) and alluvium (Gleysols), with floristic composition strongly similar to Amazonian forests (Marimon et al. 2002, 2010; Miguel et al. 2011). The soils in the monodominant and semi-deciduous seasonal forests were shallow acidic Plinthosols with lateritic outcrops and concretions, with high levels of Fe and exchangeable Al (Marimon 2005) (Table 1).

The cerrado sensu stricto is characterised by a savanna formation with grass understorey and trees and shrubs up to 8–10 m (Oliveira-Filho and Ratter 2002). The cerradão was previously studied and designated as *Hirtella glandulosa* type or dystrophic cerradão (Ratter et al. 1973, 1977; Marimon-Junior and Haridasan 2005). Cerradão has been classified as 'mesophyllous sclerophyllous forest' (Rizzini 1979), a transitional forest, characterised by the presence of species from both savanna and forest. The gallery forests are narrow strips of evergreen or semi-deciduous mesophytic forests that occur along water courses in the Cerrado biome (Ratter et al. 1973, 1997; Ribeiro and Walter 2008), and the monodominant and semi-deciduous seasonal forests of this study are typical forests representing the periphery of the Amazon forest (Ratter et al. 1973; Pires and Prance 1985; Marimon et al. 2001; Marimon 2005; Mews et al. 2011b). Trees were identified to species level; a detailed description of the species composition of these plots has been published elsewhere (Marimon et al. 2001, 2002; Marimon 2005; Marimon-Junior and

Table 1. Characteristics of the sample plots in the transition zone between cerrado and Amazonian forest, north-eastern Mato Grosso, Brazil.

Vegetation type	Plot size (ha)	Census dates	Plot description	Dominant species (last inventory, DBH $\geq$ 5cm)
Cerrado	0.5	2002, 2006 and 2008	Savanna; trees and shrubs with grass understorey. Soil type: Ferrasols, dystrophic and acidic.	<i>Qualea parviflora</i> Mart. <i>Davilla elliptica</i> A.St.-Hil. <i>Roupala montana</i> Aubl.
Cerradão	0.5	2002, 2005 and 2008	Transitional forest (species from both savanna and forest). Soil: Ferrasols, dystrophic and acidic.	<i>Hirtella glandulosa</i> Spreng. <i>Tachigali vulgaris</i> L.G. Silva & H.C. Lima <i>Xylopia aromatica</i> (Lam.) Mart.
Gallery forest-1	0.5	1999 and 2006	Semi-deciduous mesophytic forest. Soil: Lithosols on quartzite bedrock.	<i>Astrocaryum vulgare</i> Mart. <i>Diospyros guianensis</i> (Aubl.) Gürke <i>Calophyllum brasiliense</i> Cambess
Gallery forest-2	0.5	1999 and 2006	Semi-deciduous mesophytic forest. Soil: Lithosols on quartzite bedrock.	<i>Aspidosperma subincanum</i> Mart. <i>Tetragastris altissima</i> (Aubl.) Swart.
Gallery forest-3	0.5	1999 and 2006	Semi-deciduous mesophytic forest. Soil: Gleysols.	<i>Hymenaea courbaril</i> L. <i>Mauritia flexuosa</i> L.F. <i>Astrocaryum vulgare</i> Mart. <i>Virola urbaniana</i> Warb.
Monodominant forest	0.6	1996, 2001, 2004 and 2010	Monodominant forest. Soil: Plinthosols, dystrophic, acidic, shallow with lateritic concretions.	<i>Brosimum rubescens</i> Taub. <i>Amaioua guianensis</i> Aubl. <i>Tetragastris altissima</i> (Aubl.) Swart.
Semi-deciduous forest	0.6	2003 and 2008	Semi-deciduous forest. Soil: Plinthosols, dystrophic, acidic and shallow.	<i>Cheiloclinium cognatum</i> (Miers) A.C.Sm. <i>Amaioua guianensis</i> Aubl. <i>Mabea fistulifera</i> Mart.

Haridasan 2005; Franczak et al. 2011; Mews et al. 2011a, 2011b; Miguel et al. 2011) (Table 1). Voucher specimens were deposited in the Nova Xavantina Herbarium (NX).

The seven forest and savanna plots in this study ranged in size from 0.5 to 0.6 ha and represented in the most recent census a total of 4811 stems with diameter  $\geq$  5 cm. Trees were measured between 1996 and 2010, with up to four different censuses in each location (Table 1). All plots were lowland (< 250 m a.s.l.) consisting of apparently mature vegetation with low number of pioneer species and no recent direct human impact. For the period reported here there was no fire in any of our plots, although in the cerrado sensu stricto fire historically occurs about every 5 years. For the cerradão, monodominant, and semi-deciduous forests there is no known history of fire or logging (Marimon et al. 2001; Franczak et al. 2011; Mews et al. 2011a, 2011b; Miguel et al. 2011).

#### Plant inventory

We measured all trees with diameters ( $d$ ) of  $\geq$  5 cm at 1.3 m (diameter at breast height, dbh) in the forests and 0.3 m (diameter at 0.3 m above the soil level) in the cerrado plots. Measurements were made 2 cm above bole irregularities or

0.5 m above the highest point of buttresses. The first census was made in 1996 and the plots were re-measured during field campaigns in 2001, 2002, 2003, 2004, 2005, 2006, 2008 and 2010, but not all plots in all years (Table 1). The tree data were deposited in the ForestPlots database (Lopez-Gonzalez et al. 2011) as a contribution to the RAINFOR project ([www.geog.leeds/projects/rainfor](http://www.geog.leeds/projects/rainfor)). Based on their species identity, stem wood specific gravity data were derived from the Dryad-Global Wood Density Database (<http://datadryad.org/handle/10255/dryad.235>), a compilation that contains data for trees from across the Neotropics (Chave et al. 2009; Zanne et al. 2009).

#### Analyses

Analyses were carried out for the complete datasets ( $d \geq$  5 cm), and separately for the smaller ( $5 \leq d < 10$  cm) and larger tree ( $d \geq 10$  cm) subsets. Tree mortality and recruitment rates were calculated per plot (all) and species (only cerradão) following Sheil et al. (1995). Considering that these rates may be sensitive to census interval length, we applied a generic census interval correction procedure (Lewis et al. 2004b). Stem turnover was estimated as the mean of mortality and recruitment rates over the period, following Phillips and Gentry (1994).

The cerrado has species characteristic of both cerrado and forest that make it of interest to investigate if there exists a difference between the turnover rates of cerrado and forest species in this vegetation formation. We compared species that had  $\geq 15$  individuals ( $d \geq 5$  cm) in the first inventory, and sought to identify those taxa that had particularly high rates of mortality or recruitment in the transitional cerrado vegetation.

For forests, above-ground biomass ( $B$ ) was estimated by applying allometric functions of tree diameter ( $d$ ) and wood specific gravity ( $\rho$ ) developed for Amazon trees by Baker et al. (2004) (online analytic facilities at [www.forestplots.net](http://www.forestplots.net) (Lopez-Gonzalez et al. 2011)). Similarly, for cerrado and cerrado we estimated  $B$  by applying allometric functions of  $d$  and  $\rho$  using the cerrado-based model of Ribeiro et al. (2011). Mortality and recruitment were compared between cerrado and cerrado by using a Mann–Whitney test. Species diversity for each plot, diameter class and census interval was calculated using the Shannon index ( $H'$ ) (Magurran 1988). The  $H'$  and mean plot-level wood specific gravity were compared between the inventories before and after the 2005 drought using a  $t$ -test.

## Results

### Recruitment, mortality, diversity and wood specific gravity

Between 1996 and 2010 annual rates of recruitment and mortality varied among sampled areas and among years (Table 2). In general, recruitment was higher than mortality in the two cerrado and cerrado plots (Mann–Whitney test,  $d \geq 10$  cm:  $z = -2.54$ ,  $P = 0.011$  and  $d \geq 5$  cm:  $z = 2.78$ ,  $P = 0.005$ ) and mortality was higher than recruitment in the forest plots ( $d \geq 10$  cm:  $z = 3.95$ ,  $P = 0.001$  and  $d \geq 5$  cm:  $z = 2.12$ ,  $P = 0.003$ ) (Table 2). The highest mortality rates were observed for gallery forests (GF-2 and GF-3) and the highest recruitment rates in the cerrado and cerrado. These same four plots also had the highest turnover (Table 2). For small trees ( $5 \leq d < 10$  cm) mortality and recruitment rates did not differ significantly between forest and cerrado types, but in all cases were higher than those observed for the larger trees ( $d \geq 10$  cm); in some cases the smaller trees

had either mortality or recruitment rates more than five-fold greater than the larger trees in the same plot.

We next examined if species with particularly high mortality and recruitment rates in the transitional cerrado formation were typical of forest or of cerrado. Of the 10 species occurring in the cerrado with high mortality, nine were typical of forests with annual mortality rates as follows: *Guapira noxia* (21.2%), *G. graciliflora* (9.9%), *Erythroxylum daphnites* (8.7%), *Eriotheca gracilipes* (6.0%), *Antonia ovata* (5.8%), *Roupala montana* (4.9%), *Xylopia aromatica* (4.5%), *Tachigali vulgaris* (2.7%), and *Matayba guianensis* (2.6%). Only one species considered to occur preferentially in areas of cerrado sensu stricto in the region had a mortality rate  $\geq 2\%$  year<sup>-1</sup>, *Syagrus flexuosa* (11.4%). Amongst these high-mortality species, only two had annual recruitment rates that exceeded mortality rates: *Matayba guianensis* (recruitment 5.9%) and *Tachigali vulgaris* (13.0%).

For species occurring in the cerrado with high annual recruitment, only one of was typical of cerrado: *Cordia sessilis* (7.0%). The other species occurred preferentially in forest formations, and those with the highest recruitment rates included: *Siparuna guianensis* (28.4%), *Maprounea guianensis* (16.3%), *Sorocea klotzschiana* (15.5%) and *Tapirira guianensis* (10.3%).

Considering only those plots with at least three different census periods (cerrado, cerrado and monodominant forest), in the monodominant forest stem recruitment of small trees was higher than mortality before the 2005 drought, with this difference being greatly reduced during and after the 2005 drought (Figure 1). For trees with  $d \geq 10$  cm, in the monodominant forest, mortality outstripped recruitment in all census periods; in the cerrado and cerrado, recruitment of large trees was always higher than mortality (Figure 1). Evaluating the censuses before and after 2005, the dead individuals were mostly small trees (cerrado, 83%; cerrado, 77%; gallery forests, 67–69%; and seasonal semi-deciduous forest, 51%), except for the monodominant forest where the dead individuals represented by trees with  $d \geq 10$  cm were in the majority (66%).

Comparing the first and last censuses per plot, there was a downward trend in species diversity for every plot,

Table 2. Tree stem mortality, recruitment, and turnover rates, for vegetation types in the transition zone between southern Amazon forest and cerrado, north-eastern Mato Grosso, Brazil. Values for each variable are given for three diameter classes.

Vegetation type	Mortality (% year <sup>-1</sup> )			Recruitment (% year <sup>-1</sup> )			Turnover		
	$\geq 5$ cm	5–9.9 cm	$\geq 10$ cm	$\geq 5$ cm	5–9.9 cm	$\geq 10$ cm	$\geq 5$ cm	5–9.9 cm	$\geq 10$ cm
Cerrado	2.00	7.48	1.13	5.96	9.36	8.96	3.98	8.42	5.04
Cerrado	2.77	7.60	1.67	4.92	8.17	5.81	3.85	7.89	3.74
Gallery forest-1	1.96	5.04	1.54	2.16	4.57	2.30	2.06	4.80	1.92
Gallery forest-2	4.08	8.43	2.92	2.71	5.74	2.99	3.40	7.09	2.96
Gallery forest-3	7.03	13.22	5.79	4.71	8.35	7.12	5.87	10.79	6.45
Monodominant forest	2.52	3.93	2.49	2.29	5.49	0.77	2.40	4.71	1.63
Semi-deciduous forest	4.34	6.39	4.04	1.74	3.74	1.50	3.04	5.06	2.77
Mean	3.52	7.44	2.80	3.50	6.49	4.21	3.51	6.96	3.50

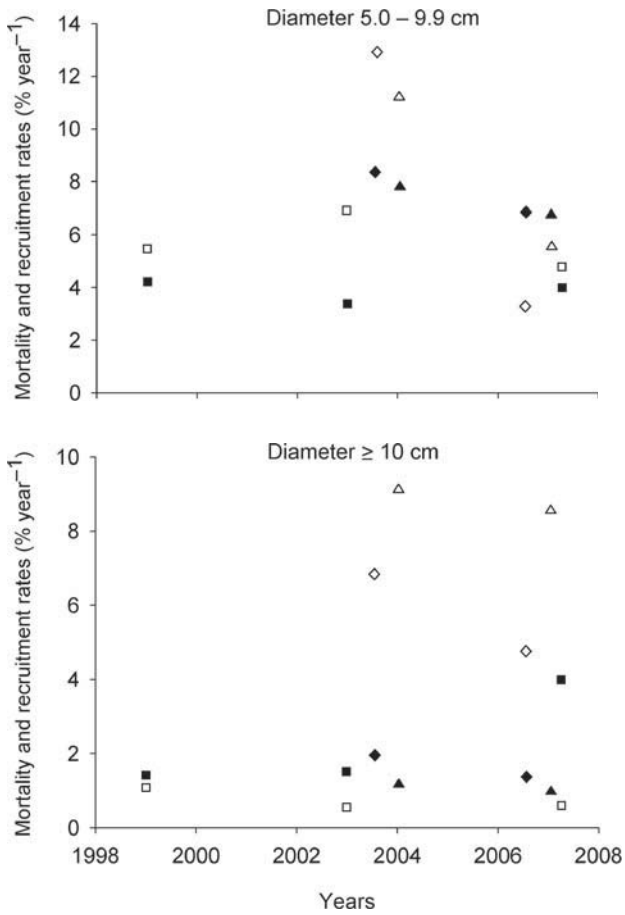


Figure 1. Annual stem recruitment (open symbols) and mortality (filled symbols) rates in plots with at least three census periods, plotted by mid-point of census interval. ▲ and △, cerrado; ◆ and ◇, cerradão; ■ and □, monodominant forest.

except the cerrado (Figure 2). Considering all plots together there was a significant difference between the initial and final diversity values for the individuals with  $d \geq 5$  cm ( $t = 2.07$ ,  $P = 0.04$ ), and for small trees ( $t = 2.56$ ,  $P = 0.02$ ). When cerrado was excluded from the analysis, these diversity declines became even more evident, both for all trees with  $d \geq 5$  cm ( $t = 4.25$ ,  $P = 0.004$ ) and for the subset of small trees ( $t = 3.43$ ,  $P = 0.009$ ). For larger trees ( $d \geq 10$  cm) there was no significant difference between initial and final species diversity values.

Changes in plot-level mean wood specific gravity potentially provides important information on shifts in tree functional type. When all diameter classes and plots were included, mean plot-level wood specific gravity did not differ significantly between the first and last inventories (i.e. before and after the 2005 Amazon drought) (Table 3). However, once the cerrado plot was excluded from the analysis, then the wood specific gravity of the small trees was observed to decline from the first to last inventories ( $t = 2.38$ ,  $P = 0.03$ ).

#### Estimated above-ground biomass

For the small trees, considering all vegetation formation types and taking mean values across the

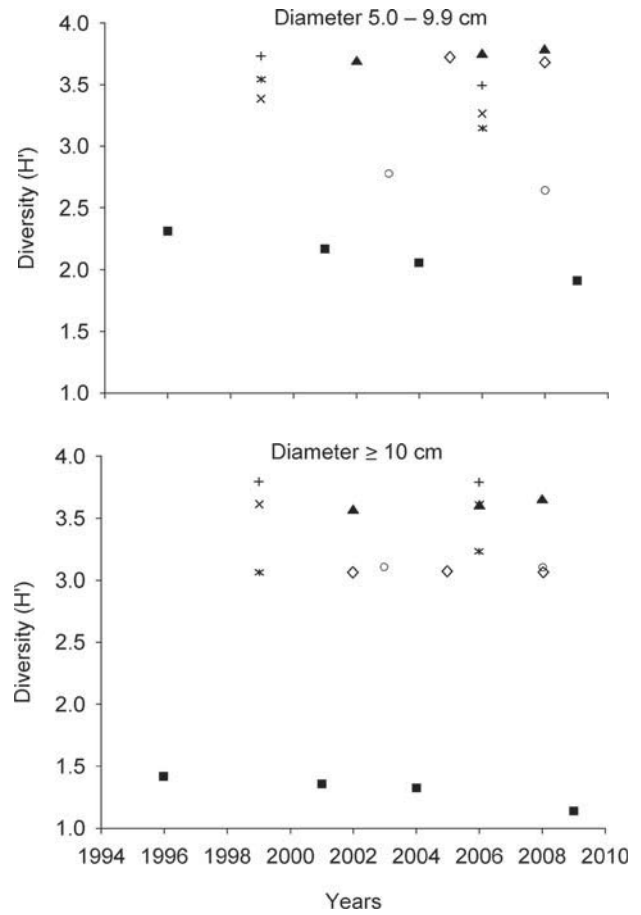


Figure 2. Species diversity ( $H'$ ) for all plots and inventory years. ▲, cerrado; ◆, cerradão; x, gallery forest-1; +, gallery forest-2; ⌘, gallery forest-3; ■, monodominant forest; ○, semi-deciduous forest.

various censuses, mean above-ground biomass ranged from  $6.6 \pm 0.6$  Mg ha<sup>-1</sup> (monodominant forest) to  $12.2 \pm 0.7$  Mg ha<sup>-1</sup> (cerrado) (Table 4). For larger trees ( $d \geq 10$  cm), the pattern was reversed, with the lowest values observed for cerrado and the largest for the monodominant forest (Table 4).

#### Biomass change

There were changes in biomass stocks over time (Figure 3). For larger trees ( $d \geq 10$  cm), the cerrado, cerradão and gallery forest plots in general gained above-ground biomass, while the forest sites tended to lose biomass (Figure 3).

For small trees a net gain of biomass was observed for all vegetation formation types over the sampling period (Figure 3). In plots with three or more inventories, net gains increased from the first to the second intervals in the cerradão, but declined in the cerrado. The monodominant forest gained biomass in all intervals, but this was only marginal in the final interval, that is, that which spanned the drought period (Figure 3).

Considering all individuals with diameters  $\geq 10$  cm (Figure 3), cerrado, cerradão and gallery forests all gained biomass between successive inventories. In cerrado and

Table 3. Average wood specific gravity ( $\text{g cm}^{-3}$ ) of trees in the sampled plots in the transition zone between cerrado and Amazonian forest, north-eastern Mato Grosso, Brazil. Values for each year are given for three diameter classes. Standard deviation between parentheses.

Vegetation type	Wood specific gravity			Vegetation type	Wood specific gravity		
	$\geq 5$ cm	5–9.9 cm	$\geq 10$ cm		$\geq 5$ cm	5–9.9 cm	$\geq 10$ cm
<b>Cerrado</b>				<b>Cerradão</b>			
2002	0.652 (0.13)	0.647 (0.13)	0.663 (0.12)	2002	0.675 (0.16)	0.653 (0.15)	0.710 (0.17)
2006	0.642 (0.13)	0.643 (0.14)	0.663 (0.12)	2005	0.667 (0.16)	0.646 (0.14)	0.705 (0.17)
2008	0.652 (0.13)	0.651 (0.13)	0.653 (0.13)	2008	0.667 (0.16)	0.644 (0.15)	0.703 (0.16)
<b>Gallery forest-1</b>				<b>Gallery forest-2</b>			
1999	0.659 (0.11)	0.643 (0.12)	0.674 (0.11)	1999	0.657 (0.13)	0.641 (0.12)	0.676 (0.13)
2006	0.657 (0.11)	0.645 (0.12)	0.617 (0.11)	2006	0.660 (0.12)	0.643 (0.12)	0.686 (0.12)
<b>Gallery forest-3</b>							
1999	0.547 (0.14)	0.568 (0.13)	0.512 (0.14)				
2006	0.546 (0.13)	0.545 (0.13)	0.548 (0.13)				
<b>Monodominant forest</b>				<b>Semi-deciduous forest</b>			
1996	0.725 (0.11)	0.657 (0.10)	0.763 (0.09)	2003	0.665 (0.12)	0.655 (0.11)	0.673 (0.12)
2001	0.713 (0.11)	0.648 (0.10)	0.762 (0.09)	2008	0.663 (0.12)	0.643 (0.12)	0.690 (0.11)
2004	0.709 (0.11)	0.641 (0.10)	0.765 (0.09)				
2010	0.703 (0.11)	0.644 (0.10)	0.777 (0.08)				

Table 4. Mean above-ground biomass (AGB  $\pm$  standard deviation) in the sampled plots in the transition zone between cerrado and Amazonian forest, north-eastern Mato Grosso, Brazil.

Vegetation type	AGB ( $\text{Mg ha}^{-1}$ )	
	5–9.9 cm	$\geq 10$ cm
Cerrado	12.2 $\pm$ 0.7	54.9 $\pm$ 14.3
Cerradão	10.3 $\pm$ 0.7	120.2 $\pm$ 25.1
Gallery forest-1	9.6 $\pm$ 0.4	197.2 $\pm$ 18.2
Gallery forest-2	8.7 $\pm$ 0.4	231.0 $\pm$ 3.9
Gallery forest-3	14.1 $\pm$ 3.0	150.8 $\pm$ 28.3
Monodominant forest	6.6 $\pm$ 0.6	478.7 $\pm$ 35.0
Semi-deciduous forest	10.1 $\pm$ 0.5	238.4 $\pm$ 14.3

cerradão the net biomass gain increased between the first and second sampling intervals while in the monodominant and semi-deciduous forests, located in an area close to the cerrado and cerradão under the same climatic conditions, there was a decrease, with the net change becoming negative in the final interval (Figure 3).

## Discussion

### *Comparisons with core Amazon and Cerrado biome stands*

The forests and savannas of this study, located at the transition between the two largest biomes in tropical South America, were found to be highly dynamic with mortality and recruitment rates substantially greater than the long-term values typically reported for Amazonian forests, including a group of forest plots in western Amazonia known to be particularly fast-growing and dynamic (Table 5). The stem dynamics reported in the present study were also greater than those in central

Amazonian plots in a period that spanned a strong ENSO drought (1997–1998), for which mortality and recruitment rates ranged from 1–2% year<sup>-1</sup> (Laurance et al. 2009). Not only were the mortality and recruitment rates for the ZOT forests greater than those from core Amazonian forests (Table 5), but they were also greater than those in gallery forests, typical and climax vegetation formation types of central Brazil (Table 5). Mortality rates in the *Brosimum*-monodominant forest of our study were also higher than those of a monodominant forest in northern Amazonia sampled over a 20-year period (Nascimento et al. 2014). Other low-diversity forests in Amazonia are also less dynamic than our *Brosimum*-dominated plot, including a monodominant swamp forest in south-western Amazonia (site T1 in Phillips 1996).

Together, these results are consistent with the hypothesis that vegetation types in the transition zone between cerrado and Amazonian forest in Mato Grosso are intrinsically hyperdynamic environments. This high dynamism may result both from the major within-year (seasonality) and between-year variation in climate, and/or from the contact tensions between different vegetation types (Ackerly et al. 1989; Marimon et al. 2006), described by Clements (1949) as “an environmentally stochastic stress zone”. The southern edge of Amazonia lies in the range of transition between climatic zones, with highly seasonal rainfall (dry season > 5 months), a situation more typical for the cerrado than for Amazonian forest (Ratter et al. 1973; Furley et al. 1992). Ecosystems in such transitional areas between very distinct vegetation types and climate with strong seasonality are subject to double exogenous stress: climatic variability and contact with ‘invading’ vegetation. Thus, we hypothesise that (1) the high precipitation seasonality (Furley et al. 1992) at forest–savanna boundaries

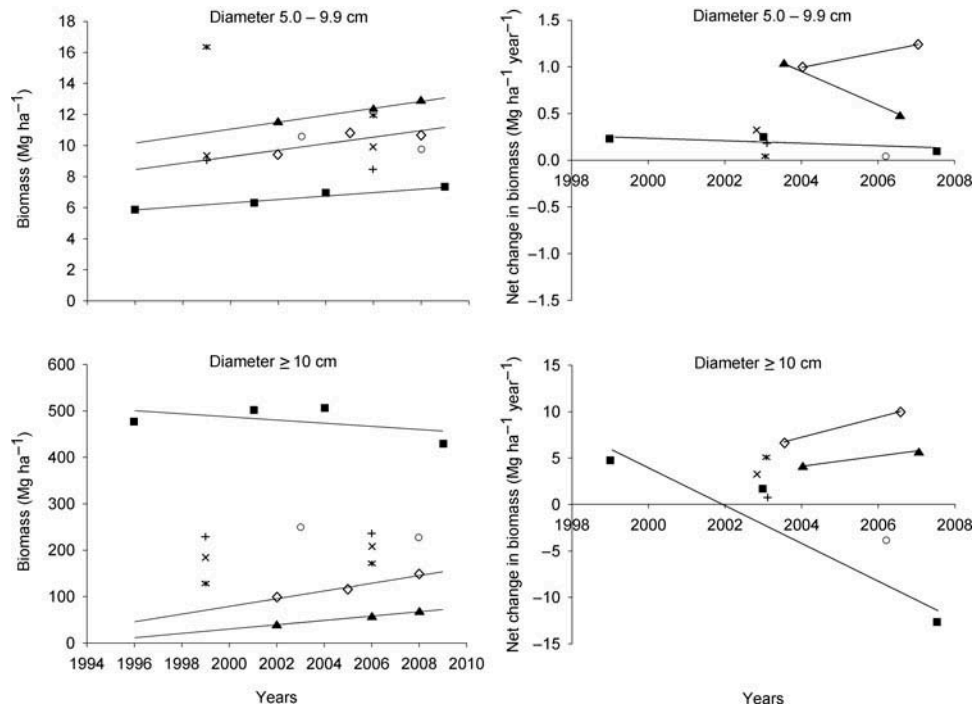


Figure 3. Above-ground biomass ( $\text{Mg ha}^{-1}$ ) in two diameter classes and biomass net gain ( $\text{Mg ha}^{-1}\text{year}^{-1}$ ) in each sampled period and vegetation type in the transition zone between southern Amazonian forest and Cerrado, north-eastern Mato Grosso, Brazil. Note that the scale for trees  $5 \leq d < 10$  cm is an order of magnitude smaller than the scale for trees  $\geq 10$  cm diameter. Forest biomass has been static or fallen, while tree biomass in savannas and gallery forests has increased. Regression lines were fit to plots with a minimum of three or two inventories. ▲, cerrado; ◇, cerradão; x, gallery forest-1; +, gallery forest-2; ж, gallery forest-3; ■, monodominant forest; ○, semi-deciduous forest.

Table 5. Mean rates of mortality and recruitment of tree stems across tropical forest and the Brazilian cerrado. Values shown reflect the minimum diameter adopted in these studies.

Area	Author	Mortality (% year <sup>-1</sup> )	Recruitment (% year <sup>-1</sup> )
Pan-Amazonian – 96 plots	Phillips et al. (2004)	1.6	1.7
Pan-Amazonian – 12 plots	Phillips et al. (1994)	1.9	1.8
Amazon Basin – 50 plots	Lewis et al. (2004a)	1.5–1.7	1.6–2.0
Central Amazon forest	Laurance et al. (1998)	1.27	–
Amazon terra firme forest	Higuchi et al. (2004)	0.4–1.0	0.18–1.58
Amazon terra firme forest	Silva et al. (1995)	2.5	2.0
Amazon terra firme forests	Korning and Balslev (1994)	0.5–2.0	–
Tropical forests	Swaine et al. (1987)	1.0–2.0	1.0–2.0
Costa Rica forests	Lieberman et al. (1985)	1.8–2.2	–
Gallery forest, central Brazil	Pinto and Hay (2005)	2.2	3.2
Gallery forest, central Brazil	Appolinário et al. (2005)	3.7	2.0
Gallery forest, central Brazil	Lopes and Schiavini (2007)	2.85	1.98
Gallery forest, central Brazil	Oliveira and Felfili (2008)	2.87	2.08
Cerrado sensu stricto	Henriques and Hay (2002)	1.3	1.6
Cerrado sensu stricto	Aquino et al. (2007)	2.7	3.2
Cerrado sensu stricto	Roitman et al. (2008)	1.9	3.7

and episodic intense droughts are important driving forces shaping vegetation dynamics in this region, and (2) that the rapid population dynamics of trees in the ZOT is also a consequence of the long history of advance (e.g. Ratter et al. 1973; Ratter 1992; Marimon et al. 2006) and retreat of the forest into and out of the cerrado region (Ab'Saber 1982; Pessenda et al. 1998; Behling 2002), with this process

driving near-constant successional changes in both forest and savanna.

Across eastern and western Amazonia tree turnover rates have tended to increase through time (Phillips et al. 2004). Conceivably this could lead to a change in the functional composition of forest trees, favouring species with lower wood density (Phillips and Gentry 1994; Baker et al.



2009), and to significant changes in ecosystem properties (Suding et al. 2008). However, in the present study, despite the high turnover rates, we could not detect differences between mean plot-level initial and final wood specific gravity values other than a downward trend for small trees. Furthermore, the fact that mean plot-level wood specific density did not differ between the inventories before and after the 2005 drought also indicates that dry periods – at least in the short term – do not select for denser-wooded trees here, in apparent contrast to observations of a weak effect for Amazonian central and western areas (Phillips et al. 2010).

The mortality rates recorded in the forests of this study were similar to those encountered in the fastest-growing and most dynamic forests of the Amazon Basin (Phillips et al. 2004). However, those forests usually occur on relatively young soils which, although generally fertile, are also often of a poor physical structure which can lead to the promotion of high stand-level turnover rates (Quesada et al. 2012). This is not the case for the soils analysed in our study (Table 1; Marimon et al. 2001, 2010; Marimon 2005; Marimon-Junior and Haridasan 2005). Therefore, the drivers of high turnover in our plots are likely to be substantially different from those in western Amazonia; in particular, the mechanisms controlling forest dynamics in the transition zone between Cerrado and Amazonian forest appear to be unrelated to edaphic conditions. Since the 1950s, forest turnover has increased in tropical forests worldwide, with one possibility being that tropical climate change had contributed to the trend (Phillips and Gentry 1994). These authors also speculated that as the acceleration in turnover coincided with accelerating build-up of atmospheric CO<sub>2</sub> concentrations, it might be that turnover increases have been driven by increased growth and recruitment. Lloyd and Farquhar (2008) also argued that increases in forest dynamics across Amazonia over recent decades were consistent with a CO<sub>2</sub>-induced stimulation of tree growth. Conceivably, such changes could be occurring more intensely in the water-limited zone, with the more variable climate also driving stronger episodic pulses of recruitment and mortality. Regardless of the drivers of the high turnover we report, there is little evidence for equilibrium in the recent stand dynamics of the ZOT vegetation.

Studies evaluating the dynamics of Amazonian forests have shown that smaller woody plants typically have faster mortality and recruitment than large ones (Bierregaard et al. 1992; Silva et al. 1995), but small-tree dynamics also vary greatly within and between species and environmental conditions, especially in relation to canopy height (Welden et al. 1991; Kobe 1996). One reason for smaller plants to have faster dynamics, and a potentially greater proportional response to environmental change, may be that understorey plants are often close to carbon deficit due to shading (Phillips et al. 2008). In all our plots turnover was faster for small trees ( $5 \leq d < 10$  cm) than larger ones, confirming the high dynamics of this class. With their faster turnover and potentially greater environmental

sensitivity, these small trees may be particularly useful leading indicators of change in the wider forest.

#### *Comparisons among the transition zone plots*

This work provides results that are consistent with the hypotheses that the diversity and above-ground biomass of the vegetation types of the transition zone have undergone changes due to recent drought events, and that dynamics differ between savanna and forest plots of the transition zone. In our plots that were sampled at least three times, mortality and recruitment varied widely between years, being greater in cerrado and cerradão than in the forest. Cerradão of the dystrophic type can be considered a ‘tall closed woodland’ (Torello-Raventos et al. 2013) and typical of the ecotone between Amazonian forest and cerrado, and at least in some cases being in a successional stage according to the observations of Ratter et al. (1973, 1977) and Ratter (1992), this potentially explaining the rapid dynamics of this vegetation. The higher number of dead individuals of forest species compared with typical cerrado species recorded in the cerradão after the 2005 drought might conceivably indicate a climate-driven short-term response in composition. However, this ecotonal vegetation also showed higher recruitment of forest species, confirming the faster dynamics and resilience of this vegetation formation type, and supporting the notion that seasonal ecosystems in Amazonia may be resilient to seasonal drought (Malhi et al. 2009).

One possible explanation for the higher mortality than recruitment after 2005 in the monodominant forest – which lacks cerrado species – is that forest trees are more drought sensitive, while cerrado species are more resilient due to deeper roots (Oliveira et al. 2005) or other physiological adaptations (Lloyd et al. 2009). One recent study suggested that across tropical forests the impacts of drought may tend to lag the moisture deficit, as mortality rates on average remained elevated up to 2 years after the meteorological event ended (Phillips et al. 2010). Temporal patterns of above-ground biomass and biomass net gain in our study are consistent with this finding, as they remained positive throughout for cerrado, cerradão and gallery forests in all diameter classes, but in the monodominant and seasonal forests the biomass net gain turned to net loss after the year 2005. Forests away from local sources of water (rivers, and topographic depressions) may be expected to be the most drought-susceptible vegetation types.

In our plots species diversity decreased over time, with lower values recorded after the 2005 drought, especially in forested areas. Within southern Amazonian forests, there is a well-defined relationship between tree species distribution, and forest hydrology and soil drainage (Feldpausch et al. 2006; Jirka et al. 2007), suggesting that some species may be at greater risk to widespread drying. Interestingly, the reduction in species diversity in our study was consistent across all forest plots, reinforcing the apparent greater susceptibility of forests to drought in relation to the cerrado. The trend to decreasing species diversity could

also be partly a result of fragmentation and isolation from neighbouring areas. Our plots are located in protected areas; however, across the landscape as a whole the native transitional vegetation has been reduced due to agricultural development since the early 1970s. Thus, the historical context of human occupation in the region may represent a long-term significant impact on species diversity (Santos et al. 2010).

## Conclusion

The natural vegetation in the ZOT between forest and savanna represents a unique and complex set of vegetation types, and it is in rapid decline due to land-use change. Our study shows that tree population dynamics in the ZOT are more rapid than those in core Amazonian forests. While mortality here may also have been boosted by the 2005 drought, comparison with other Amazon and tropical forests that also experienced recent drought indicates that the ZOT is intrinsically hyperdynamic. The leading hypotheses to explain this phenomenon are the extreme seasonality of the region, and the notion that growth and mortality of trees at the climate boundary between forest and savanna are especially sensitive to shifting precipitation patterns. While we anticipate that high dynamics are a general property of ZOT vegetation, until wider sampling in space is achieved it remains conceivable however that our results are a result of other, special conditions in our north-eastern Mato Grosso sampling domain.

In our plots there was evidence for directional change (e.g. decline in diversity, decline in some forest taxa), particularly in smaller trees. To evaluate the dynamics of these transitional systems it is particularly important to assess smaller individuals, since they may respond more quickly to environmental changes and be leading indicators of ecosystem shifts. Nevertheless, rapid ecological change does not necessarily imply vulnerability. For example, in core western Amazon forests a recent study (Butt et al. 2014) has shown a possible shift in forest composition to tree taxa affiliated to drier habitats, suggesting potential for increased forest persistence under projected drier conditions in the future. The vegetation in the ZOT is, however, already on the edge in climate terms, and thus maybe more sensitive than core Amazonian forests to changing climate. The ZOT therefore merits special attention, not only because of the direct anthropogenic threat but also in light of recent regional droughts and projections for further significant drying and warming across the region.

## Acknowledgements

This study was partially supported by a grant from the NERC through the RAINFOR network and partially supported by a grant from the Brazilian National Council for Scientific and Technological Development (CNPq)/Long Term Ecological Research (PELD) project (Proc. 558069/2009-6) and Mato Grosso State Support Research Foundation (FAPEMAT, Nr. 217.088/2011). BS Marimon acknowledges CNPq for financial

support for her post-doctorate study (Proc. 201914/2012-3) during which time part of this manuscript was developed. OP is supported by an ERC Advanced Grant ‘‘Tropical Forests in the Changing Earth System’’ and by a Royal Society Wolfson Research Merit Award. COS, HAM, EAO, LM and AM were supported by CAPES studentships. We thank the staff of the ‘Laboratório de Ecologia Vegetal’, Campus de Nova Xavantina, UNEMAT, and Mr. Jairo R. Machado for logistical help and support. The manuscript was developed with help from the NERC project AMAZONICA and the Gordon and Betty Moore Foundation in their 2008–2012 grant to the RAINFOR project. We gratefully appreciate the critical comments and suggestions by the anonymous referees.

## Notes on contributors

Beatriz Schwantes Marimon is a professor. Her current work focuses on ecology and management of forests in the transition zone between cerrado and Amazon forest biomes to understand changes in tropical plants communities as a result of climate change.

Ben Hur Marimon-Junior is a professor. He has experience in forest ecology, studying biogeochemical cycles, carbon stocks, pyrogenic carbon in mineral nutrition of plants, biodiversity and ecosystem functions.

Ted R. Feldpausch is a lecturer of tropical ecology. His research focuses on the ecology and effects of global change on tropical forests and savannas.

Claudinei Oliveira-Santos is a biologist and conducted his M.Sc. research on the dynamics of the monodominant *Brosimum rubescens* forest.

Henrique A. Mews is a biologist who conducted his M.Sc. research on the dynamics of the semi-deciduous seasonal forest of this study.

Gabriela Lopez-Gonzalez is an ecologist who specialises in eco-informatics. She has led the development of ForestPlots.net, a new data management application for the tropics.

Jon Lloyd is Professor of Earth System Science at the University of Leeds (UK) and Research Professorial Fellow at James Cook University (Cairns, Australia).

Daniel D. Franczak is a biologist and conducted his M.Sc. research on the dynamics of the cerrado and cerrado of this study.

Edmar A. Oliveira is a biologist and conducted his M.Sc. research on the dynamics of the lianas in all plots of this study.

Leandro Maracahipes is a biologist. His main interest is forest ecology and dynamics of flooding forests.

Aline Miguel is a biologist and conducted her M.Sc. research on the dynamics of the gallery forests of this study.

Eddie Lenza is a professor. He works with floristic, structure and phenology of different vegetation communities of the central plateau and southern Amazon boundaries in Central Brazil.

Oliver L. Phillips is professor of tropical ecology at the University of Leeds. He leads the RAINFOR network of scientists in Amazonian forests.

## References

- Ab’Saber AN. 1982. The paleoclimate and paleoecology of Brazilian Amazonia. In: Prance GT, editor. Biological diversification in the Tropics. New York (NY): Columbia University Press. p. 41–59.

- Ackerly D, Wayt TW, Cid-Ferreira CA, Pirani JR. 1989. The forest-cerrado transition zone in southern Amazonia: results of the 1985 Projeto Flora Amazônica expedition to Mato Grosso. *Brittonia* 41:113–128.
- Appolinário V, Oliveira-Filho AT, Guilherme FAG. 2005. Tree population and community dynamics in a Brazilian tropical semideciduous forest. *Revista Brasileira de Botânica* 28:347–360.
- Aquino FG, Walter BMT, Ribeiro JF. 2007. Woody community dynamics in two fragments of “cerrado” *stricto sensu* over a seven-year period (1995–2002), MA, Brazil. *Revista Brasileira de Botânica* 30:113–121.
- Baker TR, Phillips OL, Laurance WF, Pitman NCA, Almeida S, Arroyo L, Di Fiore A, Erwin T, Higuchi N, Killeen TJ, et al. 2009. Do species traits determine patterns of wood production in Amazonian forests? *Biogeosciences* 6:297–307.
- Baker TR, Phillips OL, Malhi Y, Almeida S, Arroyo L, Di Fiore A, Erwin T, Killeen TJ, Laurance SG, Laurance WF, et al. 2004. Variation in wood density determines spatial patterns in Amazonian forest biomass. *Global Change Biology* 10:545–562.
- Behling H. 2002. Carbon storage increases by major forest ecosystems in tropical South America since the last glacial maximum in the early Holocene. *Global and Planetary Change* 33:107–116.
- Bierregaard RO, Lovejoy TE, Kapos V, Santos AA, Hutchings RW. 1992. The biological dynamics of tropical rainforest fragments. *BioScience* 42:859–866.
- Butt N, Malhi Y, New M, Macía MJ, Lewis SL, Lopez-Gonzalez G, Laurance WF, Laurance S, Luizão R, Andrade A, et al. 2014. Shifting dynamics of climate-functional groups in old-growth Amazonian forests. *Plant Ecology and Diversity* 7(1–2):267–279.
- Chave J, Coomes D, Jansen S, Lewis SL, Swenson NG, Zanne AE. 2009. Towards a worldwide wood economics spectrum. *Ecology Letters* 12:351–366.
- Clements, FE. 1949. *Dynamics of vegetation*. New York (NY): HD Wilson Co.
- Durigan G, Ratter JA. 2006. Successional changes in cerrado and cerrado/forest ecotonal vegetation in western São Paulo State, Brazil, 1962–2000. *Edinburgh Journal of Botany* 63:119–130.
- FAO/UNESCO. 1994. *Soil Map of the World*. Wageningen (the Netherlands): ISRIC.
- Feldpausch TR, McDonald AJ, Passos CAM, Lehmann J, Riha SJ. 2006. Biomass, harvestable area, and forest structure estimated from commercial timber inventories and remotely sensed imagery in southern Amazonia. *Forest Ecology and Management* 233:121–132.
- Franczak DD, Marimon BS, Marimon-Junior BH, Mews HA, Maracahipes L, Oliveira EA. 2011. Changes in the structure of a savanna forest over a six-year period in the Amazon-Cerrado transition, Mato Grosso state, Brazil. *Rodriguésia* 62:425–436.
- Furley PA, Proctor J, Ratter JA. 1992. *Nature and dynamics of forest-savanna boundaries*. London (UK): Chapman & Hall.
- Henriques RPB, Hay JD. 2002. Patterns and dynamics of plant populations. In: Oliveira PS, Marquis RJ, editors. *Cerrados of Brazil: ecology and natural history a Neotropical Savanna*. New York (NY): Columbia University Press. p. 140–158.
- Higuchi N, Chambers J, Santos J, Ribeiro RJ, Pinto ACM, Silva RP, Rocha RM, Tribuzy ES. 2004. Dinâmica e balanço do carbono da vegetação primária da Amazônia Central. *Floresta* 34:295–304.
- IBGE. 2004. *Mapa de Biomas do Brasil, primeira aproximação*. Fundação Instituto Brasileiro de Geografia e Estatística. Rio de Janeiro (Brasil): Ministério da Agricultura.
- Ivanauskas NM, Monteiro R, Rodrigues RR. 2004. Composição florística de trechos florestais na borda sul-amazônica. *Acta Amazonica* 34:399–413.
- Ivanauskas NM, Monteiro R, Rodrigues RR. 2008. Classificação fitogeográfica das florestas do Alto Xingu. *Acta Amazonica* 38:387–402.
- Jirka S, McDonald AJ, Johnson MS, Feldpausch TR, Couto EG, Riha SJ. 2007. Relationships between soil hydrology and forest structure and composition in the southern Brazilian Amazon. *Journal of Vegetation Science* 18:183–194.
- Kobe R. 1996. Intraspecific variation in sapling mortality and growth predicts geographic variation in forest composition. *Ecological Monographs* 66:181–201.
- Korning J, Balslev H. 1994. Growth rates and mortality patterns of tropical lowland tree species and the relation to forest structure in Amazonian Ecuador. *Journal of Tropical Ecology* 10:151–166.
- Laurance SGW, Laurance WF, Nascimento HEM, Andrade A, Fearnside PM, Rebello ERG, Condit R. 2009. Long-term variation in Amazon forest dynamics. *Journal of Vegetation Science* 20:323–333.
- Laurance WF, Ferreira LV, Rankin-de-Merona JM. 1998. Rain forest fragmentation and the dynamics of Amazonian tree communities. *Ecology* 79:2032–2040.
- Lewis SL, Phillips OL, Baker TR, Lloyd J, Malhi Y, Almeida S, Higuchi N, Laurance WF, Neill DA, Silva JNM, et al. 2004a. Concerted changes in tropical forest structure and dynamics: evidence from 50 South American long-term plots. *Philosophical Transactions of the Royal Society B: Biological Sciences* 359:421–436.
- Lewis SL, Phillips OL, Sheil D, Vinceti B, Baker TR, Brown S, Graham AW, Higuchi N, Hilberth DW, Laurance WF, et al. 2004b. Tropical forest tree mortality, recruitment and turnover rates: calculation, interpretation and comparison when census intervals vary. *Journal of Ecology* 92:929–944.
- Lieberman D, Lieberman M, Peralta R, Hartshorn S. 1985. Mortality patterns and stand turnover rates in a wet tropical forest in Costa Rica. *Journal of Ecology* 73: 915–924.
- Lloyd J, Farquhar GD. 2008. Effects of rising temperatures and [CO<sub>2</sub>] on the physiology of tropical forest trees. *Philosophical Transactions of the Royal Society B* 363:1881–1817.
- Lloyd J, Goulden ML, Ometto JP, Patiño S, Fyllas NM, Quesada CA. 2009. Ecophysiology of forest and savanna vegetation. In: Keller M, Bustamante M, Gash J, Dias PS, editors. *Amazonia and Global Change*. Washington (DC): American Geophysical Union. p. 463–484.
- Lopes SF, Schiavini I. 2007. Dinâmica da comunidade arbórea de mata de galeria da Estação Ecológica do Panga, Minas Gerais, Brasil. *Acta Botanica Brasílica* 21:249–261.
- Lopez-Gonzalez G, Lewis SL, Burkitt M, Phillips OL. 2011. ForestPlots.net: a web application and research tool to manage and analyse tropical forest plot data. *Journal of Vegetation Science* 22:610–613.
- Magurran AE. 1988. *Ecological diversity and its measurement*. London (UK): Croom Helm.
- Malhi Y, Baker TR, Phillips OL, Almeida S, Alvarez E, Arroyo L, Chave J, Czimczik CI, Fiore AD, Higuchi N, et al. 2004. The above-ground coarse wood productivity of 104 Neotropical forest plots. *Global Change Biology* 10:563–591.
- Malhi Y, Aragão LEOC, Galbraith D, Huntingford C, Fisher R, Zelazowski P, Sitch S, Mc Sweeney C, Meir P. 2009. Exploring the likelihood and mechanism of a climate-change-induced dieback of the Amazon rainforest. *Proceedings of the National Academy of Sciences of the United States of America* 106:20610–20615.
- Marimon BS. 2005. Dinâmica de uma floresta monodominante de *Brosimum rubescens* Taub. e comparação com uma floresta mista em Nova Xavantina-MT [Ph.D. thesis]. [Brasília, Brazil]: Brasília University, Brazil.
- Marimon BS, Felfili JM, Haridasan M. 2001. Studies in monodominant forests in eastern Mato Grosso, Brazil: I.

- A forest of *Brosimum rubescens* Taub. *Edinburgh Journal of Botany* 58:123–137.
- Marimon BS, Felfili JM, Lima ES. 2002. Floristic and phytosociology of the gallery forest of the Bacaba Stream, Nova Xavantina, Mato Grosso, Brasil. *Edinburgh Journal of Botany* 59:303–318.
- Marimon BS, Felfili JM, Lima ES, Duarte WMG, Marimon-Junior BH. 2010. Environmental determinants for natural regeneration of gallery forest at the Cerrado/Amazonia boundaries in Brazil. *Acta Amazonica* 40:107–118.
- Marimon BS, Lima ES, Duarte TG, Chieregatto LC, Ratter JA. 2006. Observations on the vegetation of northeastern Mato Grosso, Brazil. IV. An analysis of the Cerrado-Amazonian Forest ecotone. *Edinburgh Journal of Botany* 63:323–341.
- Marimon-Junior BH, Haridasan M. 2005. Comparação da vegetação arbórea e características edáficas de um cerrado e um cerrado *sensu stricto* em áreas adjacentes sobre solo distrófico no leste de Mato Grosso, Brasil. *Acta Botanica Brasilica* 19:913–926.
- Maslin M, Malhi Y, Phillips OL, Cowling S. 2005. New views on an old forest: assessing the longevity, resilience and future of the Amazon rainforest. *Transactions of the Institute of British Geographers* 30:477–499.
- Mayle FE, Burbridge B, Killeen TJ. 2000. Millennial-scale dynamics of southern Amazonian rain forests. *Science* 290:2291–2294.
- Mews HA, Marimon BS, Maracahipes L, Franczak DD, Marimon-Junior, BH. 2011a. Dinâmica da comunidade lenhosa de um cerrado típico na região nordeste do Estado de Mato Grosso, Brasil. *Biota Neotropica* 11:73–82.
- Mews HA, Marimon BS, Pinto JRR, Silvério DV. 2011b. Dinâmica estrutural da comunidade lenhosa em Floresta Estacional Semidecidual na transição Cerrado-Floresta Amazônica, Mato Grosso, Brasil. *Acta Botanica Brasilica* 25:845–857.
- Miguel A, Marimon BS, Oliveira EA, Maracahipes L, Marimon-Junior BH. 2011. Dinâmica da comunidade lenhosa de uma floresta de galeria na transição Cerrado-Floresta Amazônica no Leste de Mato Grosso, em um período de sete anos (1999 a 2006). *Biota Neotropica* 11:53–61.
- Morley RJ. 2000. *Origin and evolution of tropical rain forests*. Chichester (UK): John Wiley & Sons.
- Nascimento MT, Carvalho LCS, Barbosa RI, Villela DM. 2014. Variation in floristic composition, demography and above-ground biomass over a 20-year period in an Amazonian monodominant forest. *Plant Ecology and Diversity* 7(1–2):293–303.
- Newbery DM, Kennedy DN, Petol GH, Ridsdale CE. 1999. Primary forest dynamics in lowland dipterocarp forest at Danum Valley, Sabah, Malaysia, and the role of the understorey. *Philosophical Transactions of the Royal Society of London, Series B, Biological Sciences* 354: 1763–1782.
- Oliveira AP, Felfili JM. 2008. Dinâmica da comunidade arbórea de uma mata de galeria do Brasil Central em um período de 19 anos (1985-2004). *Revista Brasileira de Botânica* 31:597–610.
- Oliveira RS, Bezerra L, Davidson EA, Pinto F, Klink CA, Nepstad DC, Moreira A. 2005. Deep root function in soil water dynamics in cerrado savannas of central Brazil. *Functional Ecology* 19:574–581.
- Oliveira-Filho A, Ratter JA. 2002. Vegetation physiognomies and woody flora of the Cerrado biome. In: Oliveira PS, Marquis RJ, editors. *The Cerrados of Brazil*. New York (NY): Columbia University Press. p. 91–120.
- Pessenda SR, Gouveia SM, Aravena R, Gomes BM, Boulet R, Ribeiro AS. 1998. <sup>14</sup>C dating and stable carbon isotopes of soil organic matter in forest-savanna boundary areas in the southern Brazilian Amazon region. *Radiocarbon* 40:1013–1022.
- Phillips OL. 1996. Long-term environmental change in tropical forests: increasing tree turnover. *Environmental Conservation* 23: 235–248.
- Phillips OL, Baker TR, Arroyo L, Higuchi N, Killeen TJ, Laurance WF, Lewis SL, Lloyd J, Malhi Y, Monteagudo A, et al. 2004. Pattern and process in Amazon tree turnover, 1976-2001. *Philosophical Transactions of the Royal Society B: Biological Sciences* 359:381–407.
- Phillips OL, Gentry AH. 1994. Increasing turnover through time in tropical forests. *Science* 263:954–958.
- Phillips OL, Hall P, Gentry AH, Sawyer SA, Vásquez R. 1994. Dynamics and species richness of tropical rain forests. *Proceedings of the National Academy of Sciences of the United States of America* 91:2805–2809.
- Phillips OL, Lewis SL, Baker TR, Chao KJ, Higuchi N. 2008. The changing Amazon forest. *Philosophical Transactions of the Royal Society B: Biological Sciences* 363: 1819–1827.
- Phillips OL, van der Heijden G, Lewis SL, López-González G, Aragão LEOC, Lloyd J, Malhi Y, Monteagudo A, Almeida S, Dávila EA, et al. 2010. Drought-mortality relationships for tropical forests. *New Phytologist* 187:631–646.
- Phillips OL, Lewis SL, Baker TR, Malhi Y, Bush M. 2011. The response of South American tropical forests to recent atmospheric changes. In: Flenley J, Gosling WE, editors. *Tropical rainforest responses to climatic change*. Heidelberg (Germany): Springer-Verlag. p. 343–258.
- Pinto JRR, Hay JDV. 2005. Mudanças florísticas e estruturais na comunidade arbórea de uma floresta de vale no Parque Nacional da Chapada dos Guimarães, Mato Grosso, Brasil. *Revista Brasileira de Botânica* 28:523–539.
- Pires JM. 1974. Tipos de vegetação da Amazônia. *Brasil Florestal* 17:48–58.
- Pires JM, Prance GT. 1985. The vegetation types of the Brazilian Amazon. In: Prance GT, Lovejoy TE, editors. *Key environments: Amazonia*. Oxford (UK): Pergamon Press. p. 109–145.
- Pitman NCA, Mogollón H, Dávila N, Ríos M, García-Villacorta R, Guevara J, Baker TR, Monteagudo A, Phillips OL, Vásquez-Martínez R, et al. 2008. Tree community change across 700 km of lowland Amazonian Forest from the Andean Foothills to Brazil. *Biotropica* 40:525–535.
- Prance GT. 1982. Forest refuges: evidence from woody angiosperms. *Biological diversification in the Tropics*. New York (NY): Columbia University Press. p. 137–158.
- Quesada CA, Phillips OL, Schwarz M, Czimczik CI, Baker TR, Patiño S, Fyllas NM, Hodnett MG, Herrera R, Almeida S, et al. 2012. Basin-wide variations in Amazon forest structure and function are mediated by both soils and climate. *Biogeosciences* 9:2203–2246.
- RADAMBRASIL. 1981. Levantamento de Recursos Naturais. Ministério das Minas e Energia 25, Folha SD-22/Goiás.
- Ratter JA. 1992. Transitions between cerrado and forest vegetation in Brazil. In: Furlley PA, Proctor J, Ratter JA, editors. *Nature and dynamics of forest-savanna boundaries*. London (UK): Chapman & Hall. p. 417–429.
- Ratter JA, Askew GP, Montgomery RF, Gifford DR. 1977. Observações adicionais sobre o cerrado de solos mesotróficos no Brasil central. In: Ferri MG, coord. *IV Simpósio sobre o Cerrado*. São Paulo (Brazil): EdUSP. p. 303–316.
- Ratter JA, Ribeiro JF. 1996. Biodiversity of the flora of the cerrado. In: Parreira RC, Nasser LCB, editors. *Simpósio sobre o Cerrado*. VIII International Symposium on Tropical Savannas. Brasília (Brazil): Embrapa-CPAC. p. 3–5.
- Ratter JA, Ribeiro JF, Bridgewater S. 1997. The Brazilian Cerrado vegetation and threats to its biodiversity. *Annals of Botany* 80:223–230.
- Ratter JA, Richards PW, Argent G, Gifford DR. 1973. Observations on the vegetation of the northeastern Mato

- Grosso. I. The woody vegetation types of the Xavantina-Cachimbo expedition area. *Philosophical Transactions of the Royal Society of London* 226:449–492.
- Ribeiro JF, Walter BMT. 2008. As principais fitofisionomias do Bioma Cerrado. In: Sano SM, Almeida SP, Ribeiro JF, editors. *Cerrado: ecologia e flora*. Brasília (Brazil): Embrapa Informação Tecnológica. p. 151–212.
- Ribeiro SC, Fehrmann L, Soares CPB, Jacovine LAG, Kleinn C, Gaspar RO. 2011. Above- and belowground biomass in a Brazilian Cerrado. *Forest Ecology and Management* 262:491–499.
- Rizzini CT. 1979. *Tratado de Fitogeografia do Brasil*. Vol. 2. São Paulo (Brazil): Hucitec/Edusp.
- Roitman I, Felfili JM, Rezende AV. 2008. Tree dynamics of a fire-protected cerrado *sensu stricto* surrounded by forest plantations over a 13-year period (1991–2004) in Bahia, Brazil. *Plant Ecology* 197:255–267.
- Santos FS, Johst K, Huth A, Grimm V. 2010. Interacting effects of habitat destruction and changing disturbance rates on biodiversity: Who is going to survive? *Ecological Modelling* 221:2776–2783.
- Sheil D, Burslem DFRP, Alder D. 1995. The interpretation and misinterpretation of mortality rate measures. *Journal of Ecology* 83:331–333.
- Silva JNM, Carvalho JOP, Lopes JCA, Almeida BF, Costa DHM, Oliveira LC, Vanclay JK, Skovsgaard JP. 1995. Growth and yield of a tropical rain forest in the Brazilian Amazon 13 years after logging. *Forest Ecology and Management* 71: 267–274.
- Soares LC. 1953. Limites meridionais e orientais da área de ocorrência da Floresta Amazônica em Território Brasileiro. *Revista Brasileira de Geografia* 1:3–122.
- Suding KN, Lavorel S, Chapin FS, Cornelissen JHC, Diaz S, Garnier E, Goldberg D, Hooper DU, Jackson ST, Navas ML. 2008. Scaling environmental change through the community-level: a trait-based response-and-effect framework for plants. *Global Change Biology* 14:1125–1140.
- Swaine MD, Lieberman D, Putz FE. 1987. The dynamics of tree populations in tropical forests: a review. *Journal of Tropical Ecology* 3:359–366.
- ter Steege H. 2009. Contribution of current and historical processes to patterns of tree diversity and composition of the Amazon. In: Hoorn C, Wesselingh F, editors. *Amazonia: landscape and species evolution: a look into the past*. Oxford (UK): Wiley-Blackwell.
- Torello-Raventos M, Feldpausch TR, Veenendaal EM, Schrod F, Saiz G, Domingues TF, Djagbletey G, Ford A, Kemp J, Marimon BS, et al. 2013. Characterising and classifying tropical vegetation types with an emphasis of forest-savanna transitions. *Plant Ecology and Diversity* 6(1):101–137.
- Welden CW, Hewett SW, Hubbell SP, Foster RB. 1991. Sapling survival, growth, and recruitment: relationship to canopy height in a neotropical forest. *Ecology* 72:35–50
- Zanne AE, Lopez-Gonzalez G, Coomes DA, Ilic J, Jansen S, Lewis SL, Miller RB, Swenson NG, Wiemann MC, Chave J. 2009. Data from: towards a worldwide wood economics spectrum [database]. Dryad Digital Repository. doi:10.5061/dryad.234.