

RESEARCH ARTICLE

Divergent discourse between protests and counter-protests: #BlackLivesMatter and #AllLivesMatter

Ryan J. Gallagher^{1,2,3*}, Andrew J. Reagan^{1,2,3}, Christopher M. Danforth^{1,2,3}, Peter Sheridan Dodds^{1,2,3}

1 Department of Mathematics and Statistics, University of Vermont, Burlington, VT, United States of America, **2** Computational Story Lab, Vermont Complex Systems Center, University of Vermont, Burlington, VT, United States of America, **3** Vermont Advanced Computing Core, University of Vermont, Burlington, VT, United States of America

* ryan.gallagher@uvm.edu



OPEN ACCESS

Citation: Gallagher RJ, Reagan AJ, Danforth CM, Dodds PS (2018) Divergent discourse between protests and counter-protests: #BlackLivesMatter and #AllLivesMatter. PLoS ONE 13(4): e0195644. <https://doi.org/10.1371/journal.pone.0195644>

Editor: Yamir Moreno, Universidad de Zaragoza, SPAIN

Received: January 15, 2018

Accepted: March 26, 2018

Published: April 18, 2018

Copyright: © 2018 Gallagher et al. This is an open access article distributed under the terms of the [Creative Commons Attribution License](https://creativecommons.org/licenses/by/4.0/), which permits unrestricted use, distribution, and reproduction in any medium, provided the original author and source are credited.

Data Availability Statement: The raw tweet data used in this study cannot be released under the Twitter Terms of Agreement. We make available the IDs of all tweets used in this study, which can be used to retrieve the tweets through Twitter's Public API. These tweet IDs are available on Harvard Dataverse: <http://dx.doi.org/10.7910/DVNV/IQ525U>.

Funding: PSD and CMD acknowledge support from National Science Foundation Big Data Grant #1447634 (https://www.nsf.gov/awardsearch/showAward?AWD_ID=1447634). The funders had

Abstract

Since the shooting of Black teenager Michael Brown by White police officer Darren Wilson in Ferguson, Missouri, the protest hashtag #BlackLivesMatter has amplified critiques of extrajudicial killings of Black Americans. In response to #BlackLivesMatter, other Twitter users have adopted #AllLivesMatter, a counter-protest hashtag whose content argues that equal attention should be given to all lives regardless of race. Through a multi-level analysis of over 860,000 tweets, we study how these protests and counter-protests diverge by quantifying aspects of their discourse. We find that #AllLivesMatter facilitates opposition between #BlackLivesMatter and hashtags such as #PoliceLivesMatter and #BlueLivesMatter in such a way that historically echoes the tension between Black protesters and law enforcement. In addition, we show that a significant portion of #AllLivesMatter use stems from hijacking by #BlackLivesMatter advocates. Beyond simply injecting #AllLivesMatter with #BlackLivesMatter content, these hijackers use the hashtag to directly confront the counter-protest notion of “All lives matter.” Our findings suggest that Black Lives Matter movement was able to grow, exhibit diverse conversations, and avoid derailment on social media by making discussion of counter-protest opinions a central topic of #AllLivesMatter, rather than the movement itself.

1 Introduction

Protest movements have a long history of forcing difficult conversations in order to enact social change, and the increasing prominence of social media has allowed these conversations to be shaped in new and complex ways. Indeed, significant attention has been given to how to quantify the dynamics of such social movements. Recent work studying social movements and how they evolve with respect to their causes has focused on Occupy Wall Street [1–3], the Arab Spring [4], and large-scale protests in Egypt and Spain [5, 6]. The network structures of movements have also been leveraged to answer questions about how protest networks facilitate

no role in study design, data collection and analysis, decision to publish, or preparation of the manuscript.

Competing interests: The authors have declared that no competing interests exist.

information diffusion [7], align with geospatial networks [8], and impact offline activism [9–11]. Both offline and online activists have been shown to be crucial to the formation of protest networks [12, 13] and play a critical role in the eventual tipping point of social movements [14, 15].

The protest hashtag #BlackLivesMatter has come to represent a major social movement. The hashtag was started by three women, Alicia Garza, Patrisse Cullors, and Opal Tometi, following the death of Trayvon Martin, a Black teenager who was shot and killed by neighborhood watchman George Zimmerman in February 2012 [16]. The hashtag was a “call to action” to address anti-Black racism, but it was not until November 2014 when White Ferguson police officer Darren Wilson was not indicted for the shooting of Michael Brown that #BlackLivesMatter saw widespread use. Since then, the hashtag has been used in combination with other hashtags, such as #EricGarner, #FreddieGray, and #SandraBland, to highlight the extrajudicial deaths of other Black Americans. #BlackLivesMatter has organized the conversation surrounding the broader Black Lives Matter movement and activist organization of the same name. Some have likened Black Lives Matter to the New Civil Rights movement [17, 18], though the founders reject the comparison and self-describe Black Lives Matter as a ‘human rights’ movement [19].

Researchers have only just begun to study the emergence and structure of #BlackLivesMatter and its associated movement. To date and to the best of our knowledge, Freelon et al. have provided the most comprehensive data-driven study of Black Lives Matter [20]. Their research characterizes the movement through multiple frames and analyzes how Black Lives Matter has evolved as a movement both online and offline. Other researchers have given particular attention to the beginnings of the movement and its relation to the events of Ferguson, Missouri. Jackson and Welles have shown that the initial uptake of #Ferguson, a hashtag that precluded widespread use of #BlackLivesMatter, was due to the early efforts of “citizen journalists” [21], and Bonilla and Rosa argue that these citizens framed the story of Michael Brown in such a way that facilitated its eventual spreading [22]. Other related work has attempted to characterize the demographics of #BlackLivesMatter users [23], how #BlackLivesMatter activists affect systemic political change [24], and how the movement self-documents itself through Wikipedia [25].

#BlackLivesMatter has found itself contended by a relatively vocal counter-protest hashtag: #AllLivesMatter. Advocates of #AllLivesMatter affirm that equal attention should be given to all lives, while #BlackLivesMatter supporters contend that such a sentiment derails the Black Lives Matter movement. The counter-hashtag #AllLivesMatter has received less attention in terms of research, largely being studied from a theoretical angle. The phrase “All Lives Matter” reflects a “race-neutral” or “color-blind” approach to racial issues [26]. While this sentiment may be “laudable,” race-neutral attitudes mask power inequalities that result from racial biases [27]. Thus, those who adopt #AllLivesMatter evade the importance of race in the discussion of Black deaths in police-involved shootings [28, 29]. To our knowledge, our work is the first to engage in a data-driven approach to understanding #AllLivesMatter. This approach not only allows us to substantiate several broad claims about the use of #AllLivesMatter, but to also highlight trends in #AllLivesMatter that are absent from the theoretical discussion of the hashtag.

Given the popular framing of Black Lives Matter as the New Civil Rights movement, the movement and its oppositions are in and of themselves of interest to study. Furthermore, while qualitative study of #AllLivesMatter has provided a theoretical framing of the hashtag, it is still unclear to what extent, if any, the All Lives Matter movement hijacked the conversations of #BlackLivesMatter. Through the computational analysis of over 860,000 tweets, in this paper we comprehensively quantify the ways in which the protest and counter-protest

discourses of #BlackLivesMatter and #AllLivesMatter diverge most significantly. Unlike previous studies of political polarization that focus on hashtag trends or curated lists of terms [30–33], the methods we leverage take advantage of the entirety of textual data, thus giving weight to all protest sentiments that were voiced through these hashtags.

Through application of these methods at the word level and topic level, we first show that #AllLivesMatter diverges from #BlackLivesMatter through support of pro-law-enforcement sentiments. This places #BlackLivesMatter and hashtags such as #PoliceLivesMatter and #BlueLivesMatter in opposition, a framing that is in line with the theoretical understanding of #AllLivesMatter and that mimics how relationships between black protesters and law enforcement have been historically depicted. We then demonstrate that #AllLivesMatter experiences significant hijacking from #BlackLivesMatter, while #BlackLivesMatter exhibits rich and informationally diverse conversations, of which hijacking is a much smaller portion. These findings, which augment the theoretical discussion of the impact of the All Lives Matter movement, suggest that the Black Lives Matter movement was able to avoid being derailed by counter-protest opinions on social media by relegating discussion of such opinions to the counter-protest, rather than the movement itself.

2 Materials and methods

2.1 Data collection

We collected tweets containing #BlackLivesMatter and #AllLivesMatter (case-insensitive) from the period August 8th, 2014 to August 31st, 2015 from the Twitter Gardenhose feed. The Gardenhose represents a 10% random sample of all public tweets, and our collection of these tweets was in accordance Twitter's Terms of Service. Our subsample resulted in 767,139 #BlackLivesMatter tweets from 375,620 unique users and 101,498 #AllLivesMatter tweets from 79,753 unique users. Of these tweets, 23,633 of them contained both hashtags. When performing our analyses, these tweets appear in each corpus.

Previous work has emphasized the importance of viewing protest movements through small time scales [20, 21]. In addition, we do not attempt to characterize all of the narratives that exist within #BlackLivesMatter and #AllLivesMatter. Therefore, we choose to restrict our analysis to eight one-week periods where there were simultaneous spikes in #BlackLivesMatter and #AllLivesMatter. These one-week periods are labeled on Fig 1 and are as follows:

1. *November 24th, 2014*: the non-indictment of Darren Wilson in the death of Michael Brown. [34]
2. *December 3rd, 2014*: the non-indictment of Daniel Pantaleo in the death of Eric Garner [35].
3. *December 20th, 2014*: the deaths of New York City police officers Wenjian Liu and Rafael Ramos [36].
4. *February 8th, 2015*: the Chapel Hill shooting and the 2015 Grammy performances by Beyonce and John Legend [37, 38].
5. *April 4th, 2015*: the death of Walter Scott [39].
6. *April 26th, 2015*: the social media peak of protests in Baltimore over the death of Freddie Gray [40].
7. *June 17th, 2015*: the Charleston Church shooting [41].
8. *July 21st, 2015*: outrage over the death of Sandra Bland [42].

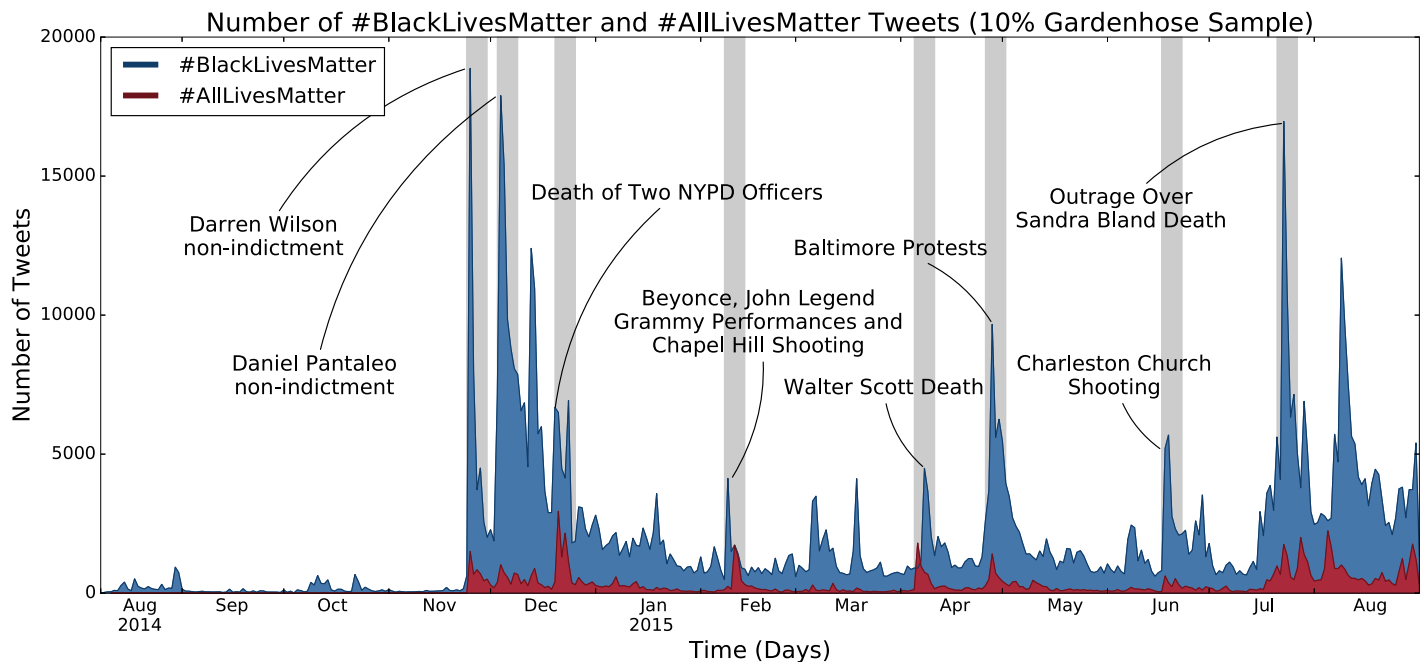


Fig 1. Time series showing the number of #BlackLivesMatter and #AllLivesMatter tweets from Twitter’s 10% Gardenhose sample. The plot is annotated with several major events pertaining to the hashtags. Shaded regions indicate one-week periods where use of both #BlackLivesMatter and #AllLivesMatter peaked in frequency. These are the periods we focus on in the present study.

<https://doi.org/10.1371/journal.pone.0195644.g001>

2.2 Entropy and diversity

A large part of our textual analysis relies on tools from information theory, so we describe these methods here and frame them in the context of the corpus. Given a text with n unique words where the i th word appears with probability p_i , the Shannon entropy H encodes ‘unpredictability’ as

$$H = - \sum_{i=1}^n p_i \log_2 p_i. \tag{1}$$

Shannon’s entropy describes the unpredictability of a body of text, and so, intuitively, we say that a text with higher Shannon’s entropy is less predictable than a text with lower Shannon’s entropy. It can then be useful to think of Shannon’s entropy as a measure of diversity, where high entropy (unpredictability) implies high diversity. In this case, we refer to Shannon’s entropy as the Shannon index. We employ this raw diversity measure in Section 3.1 to examine the diversity of language surrounding individual words.

Of the diversity indices, only the Shannon index gives equal weight to both common and rare words [43]. In addition, even for a fixed diversity index, care must be taken in comparing diversity measures to one another [43]. In order to make linear comparisons of diversity between texts, we convert the Shannon index to an effective diversity. The effective diversity D of a text T with respect to the Shannon index is given by

$$D = 2^H = 2^{(-\sum_{i=1}^n p_i \log_2 p_i)}. \tag{2}$$

The expression in Eq 2 is also known as the perplexity of the text. The effective diversity allows us to accurately make statements about the ratio of diversity between two texts. For example,

unlike the raw Shannon index, the effective diversity doubles in the situation of comparing texts with n and $2n$ equally-likely words. We apply the effective diversity in Section 3.3.

2.3 Jensen-Shannon divergence

The Kullback-Leibler divergence is a statistic that assesses the distributional differences between two texts. Given two texts P and Q with a total of n unique words, the Kullback-Leibler divergence between P and Q is defined as

$$D_{KL}(P||Q) = \sum_{i=1}^n p_i \log_2 \frac{p_i}{q_i}, \tag{3}$$

where p_i and q_i are the probabilities of seeing word i in P and Q respectively. However, if there is a single word that appears in one text but not the other, this divergence will be infinitely large. Because such a situation is not unlikely in the context of Twitter, we instead leverage the Jensen-Shannon divergence (JSD) [44], a smoothed version of the Kullback-Leibler divergence:

$$D_{JS}(P||Q) = \pi_1 D_{KL}(P||M) + \pi_2 D_{KL}(Q||M). \tag{4}$$

Here, M is the mixed distribution $M = \pi_1 P + \pi_2 Q$ where π_1 and π_2 are weights proportional to the sizes of P and Q such that $\pi_1 + \pi_2 = 1$. The Jensen-Shannon divergence has been previously used in textual analyses that range from the study of language evolution [45, 46] to the clustering of millions of documents [47].

The JSD has the useful property of being bounded between 0 and 1. The JSD is 0 when the texts have exactly the same word distribution, and is 1 when neither text has a single word in common. Furthermore, by the linearity of the JSD we can extract the contribution of an individual word to the overall divergence. The contribution of word i to the JSD is given by

$$D_{JS,i}(P||Q) = -m_i \log_2 m_i + \pi_1 p_i \log_2 p_i + \pi_2 q_i \log_2 q_i, \tag{5}$$

where m_i is the probability of seeing word i in M . The contribution from word i is 0 if and only if $p_i = q_i$. Therefore, if the contribution is nonzero, we can label the contribution to the divergence from word i as coming from text P or Q by determining which of p_i or q_i is larger.

3 Results

3.1 Word-level divergence

For each of the eight time periods, the collections of #BlackLivesMatter and #AllLivesMatter tweets are each represented as bags of words where user handles, links, punctuation, stop words, the retweet indicator ‘RT,’ and the two hashtags themselves are removed. We then calculate the Jensen-Shannon divergence between these two groups of text, and rank words by percent contribution to the total divergence. We present the results of applying the JSD to the weeks following the non-indictment of Darren Wilson and the Baltimore protests in Figs 2–5 and the remaining periods in the Supplementary Information, S1–S4 Figs.

All contributions on the JSD word shift graphs are positive, where a bar to the left indicates the word was more common in #AllLivesMatter and a bar to the right indicates the word was more common in #BlackLivesMatter. The bars of the JSD word shift graph are also shaded according to the diversity of language surrounding each word. For each word w , we consider all tweets containing w in the given hashtag. From these tweets, we calculate the Shannon index of the underlying word distribution with the word w and hashtag removed. A high Shannon index indicates a high diversity of words which, in the context of Twitter, implies that the

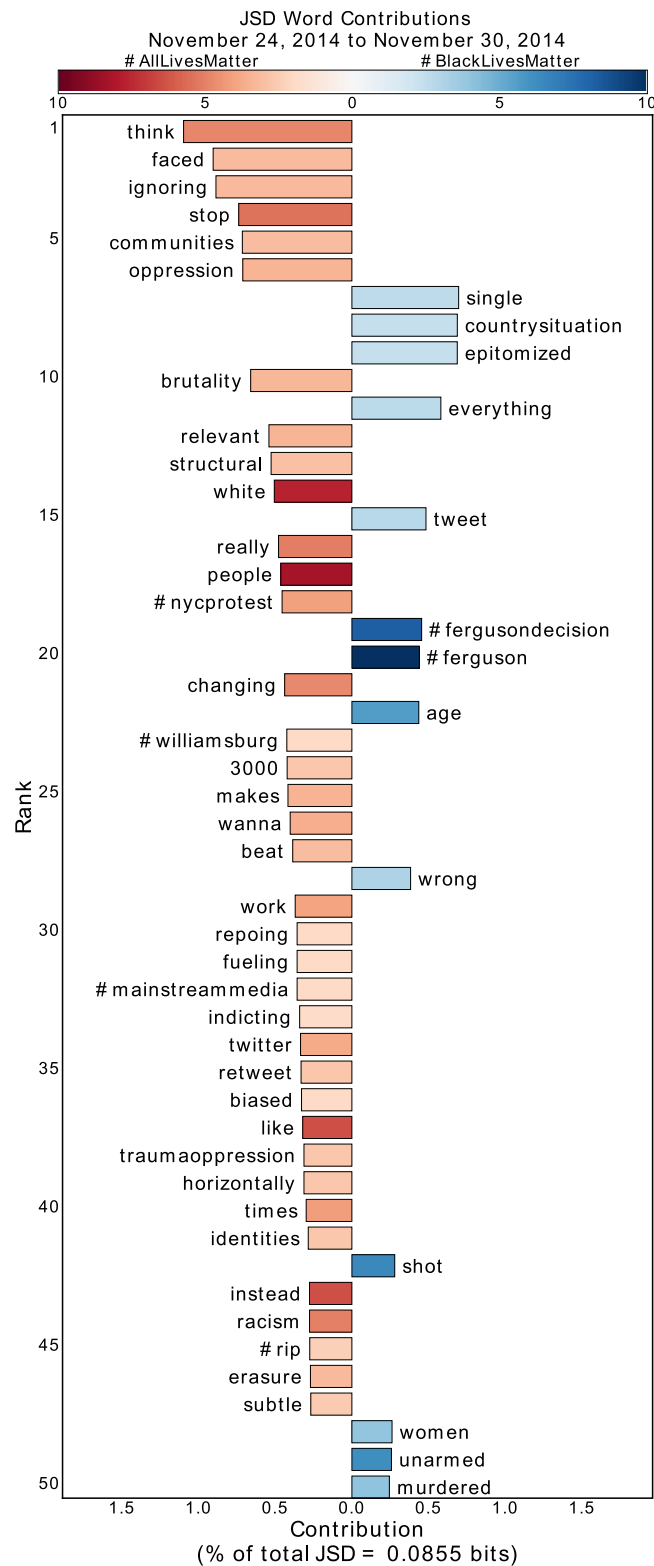


Fig 2. Jensen-Shannon divergence word shift graph for the week following the non-indictment of Darren Wilson. All word contributions are positive percentages of the total divergence, where bars to the left and right indicate the word was more common in #AllLivesMatter and #BlackLivesMatter respectively. Shading indicate the Shannon index (in bits) of tweets containing the given word. Lighter shading indicates the contribution is due to one or several popular retweets. Darker shading indicates the contribution is due to the word being used throughout many different tweets.

<https://doi.org/10.1371/journal.pone.0195644.g002>

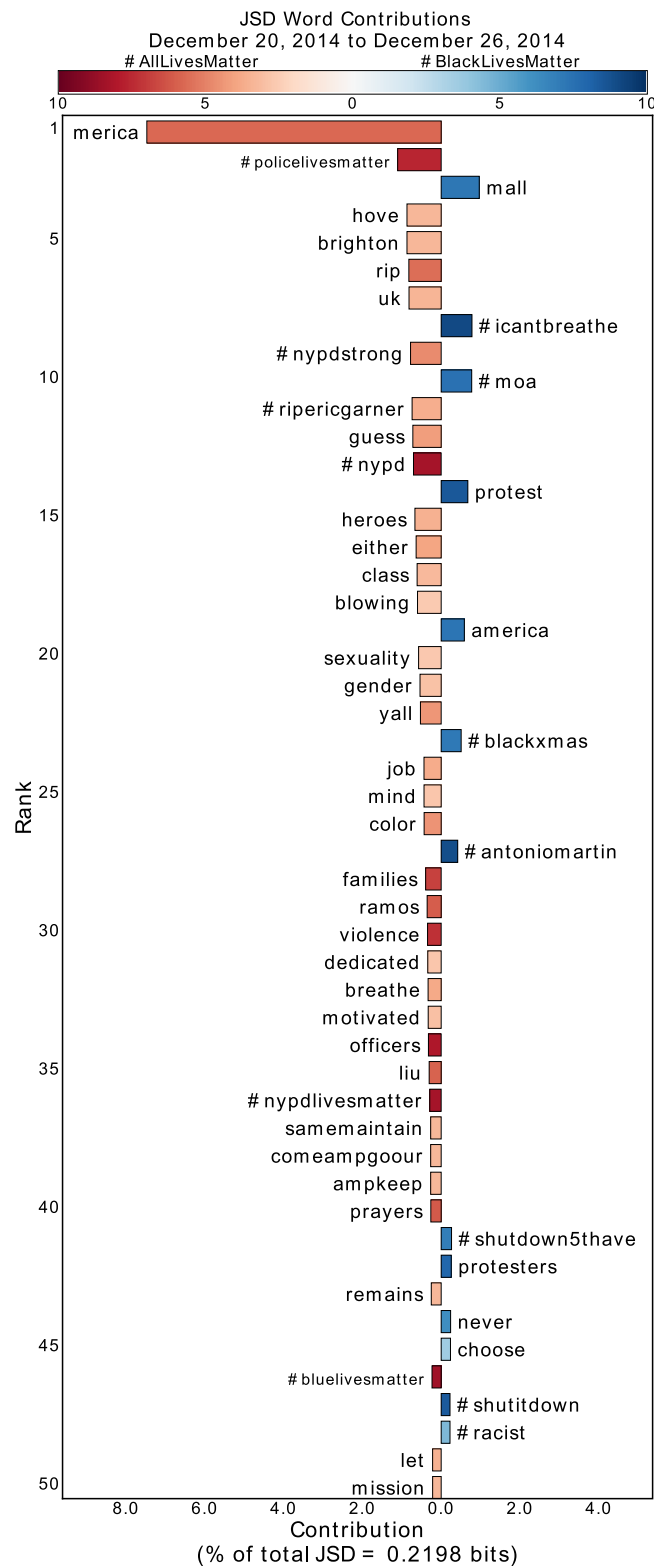


Fig 3. Jensen-Shannon divergence word shift graph for the week following the death of two NYPD police officers. See main text and the caption of Fig 2 for an explanation of the word shift graphs. The diversity of 'merica' appears to be high, however it is almost exclusively used in one popular retweet. This high diversity is due to alterations of the original retweet that added comments. Since these less popular, modified retweets contain different language from one another, and the original tweet has no other words used in it, the diversity surrounding 'merica' is artificially elevated. So, although uncommon, the diversity measure may be difficult to interpret in the case of popular one-word retweets.

<https://doi.org/10.1371/journal.pone.0195644.g003>

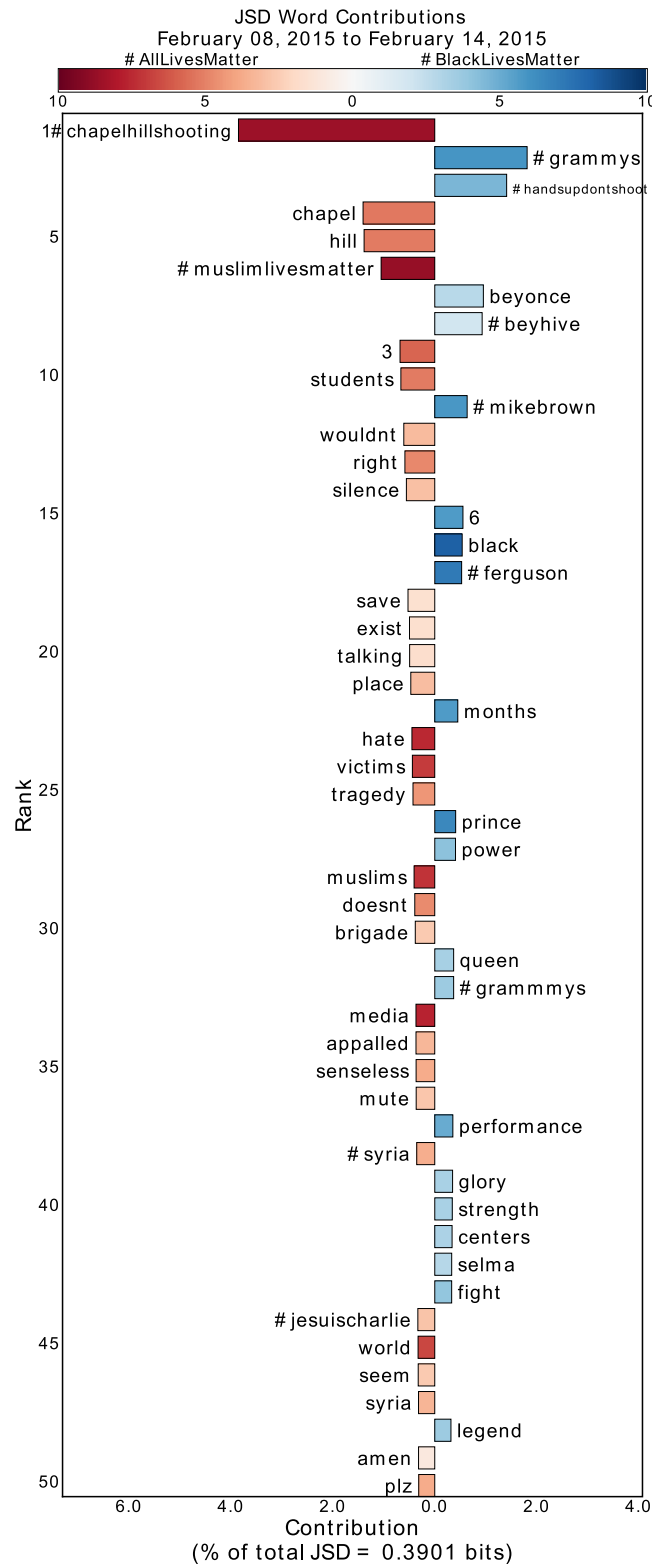


Fig 4. Jensen-Shannon divergence word shift graph for the week following the 2015 Grammy Awards and the Chapel Hill shooting. See main text and the caption of Fig 2 for an explanation of the word shift graphs. This period reflects a time in which usage of both #BlackLivesMatter and #AllLivesMatter diverged due to focus on different events. Discussion within #AllLivesMatter reflects the Chapel Hill shooting, while discussion within #BlackLivesMatter reflects the 2015 Grammy Awards and the performances of Beyonce and John Legend that alluded to Black Lives Matter.

<https://doi.org/10.1371/journal.pone.0195644.g004>

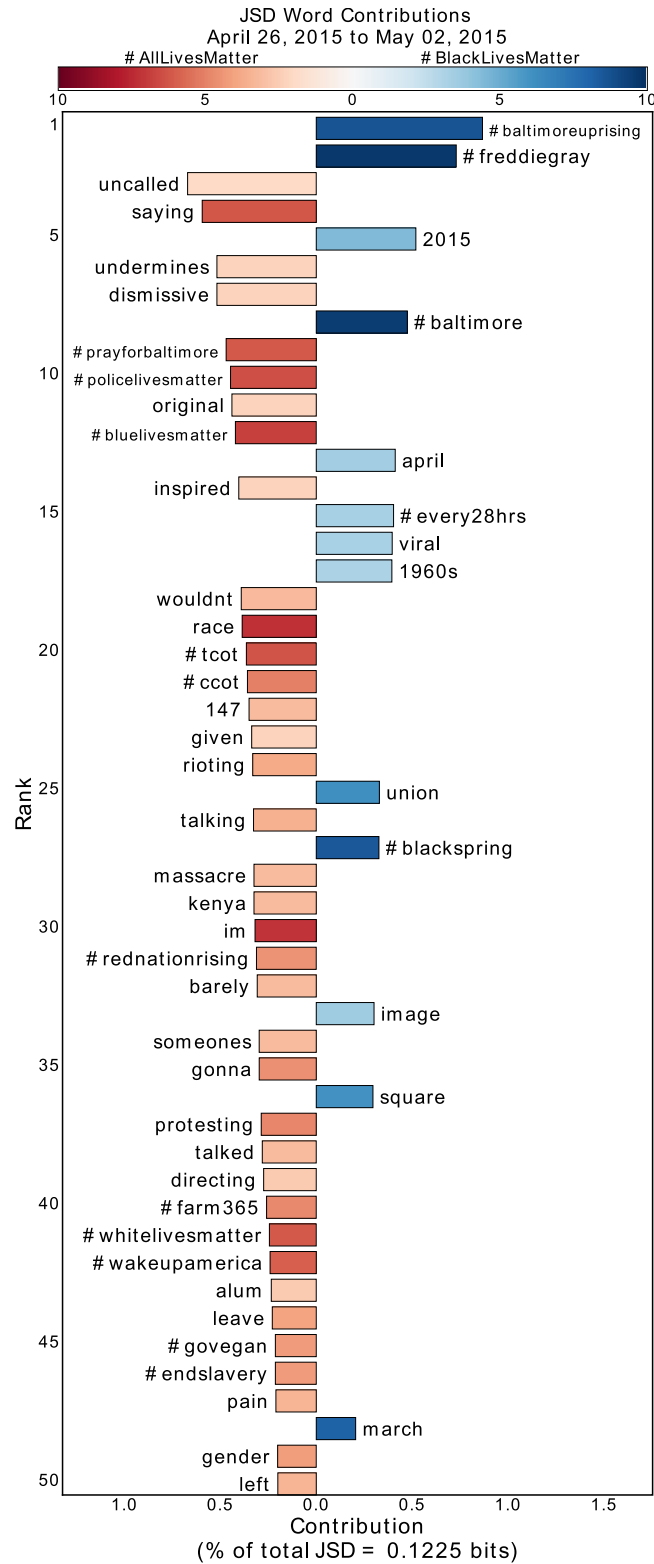


Fig 5. Jensen-Shannon divergence word shift graph for the week encapsulating the peak of the Baltimore protests surrounding the death of Freddie Gray. See main text and the caption of Fig 2 for an explanation of the word shift graphs. In this period, the conservative alignment of #AllLivesMatter is particularly prevalent, as seen in the hashtags #tcot (Top Conservatives on Twitter), #ccot (Conservative Christians on Twitter), and #rednationrising.

<https://doi.org/10.1371/journal.pone.0195644.g005>

word w was used in a variety of different tweets. On the other hand, a low Shannon index indicates that the word w originates from a few popular retweets. We emphasize that here we are using the Shannon index not to compare diversities between words, but to simply determine if a word was used diversely or not. By using [S2 Fig](#) as a baseline (a period where #AllLivesMatter was dominated by one retweet), we determine a rule of thumb that a word is not used diversely if its Shannon index is less than approximately 3 bits. This is equivalent to saying the word is not used diversely if it is used with less than 8 other words on average.

By inspection of [Fig 2](#), we find that #ferguson and #fergusondecision, both hashtags relevant to the non-indictment of Darren Wilson for the death of Michael Brown, contribute to the divergence of #BlackLivesMatter from #AllLivesMatter. Similarly, in [Fig 5](#) #freddiegray emerges as a divergent hashtag during the Baltimore protests due to #BlackLivesMatter. In each of these periods, #BlackLivesMatter diverges from #AllLivesMatter by talking proportionally more about the relevant deaths of Black Americans. Similar divergences appear in the other periods as well, as evidenced by the appearance of #ericgarner, #walterscott, and #sandrabland in the respective Supplementary Information word shift graphs.

During important protest periods, the conversation within #AllLivesMatter diversifies itself around the lives of law enforcement officers. As shown in [Fig 5](#), during the Baltimore protests in which #baltimoreuprising and #baltimore were used significantly in #BlackLivesMatter, users of #AllLivesMatter responded with diverse usage of #policelivesmatter and #bluelivesmatter. Similarly, [Fig 3](#) shows that upon the death of the two NYPD officers, words such as “officers,” “ramos,” “liu,” and “prayers” appeared in a variety of #AllLivesMatter tweets. In addition, pro-law enforcement hashtags such as #policelivesmatter, #nypd, #nypdlivesmatter, and #bluelivesmatter all contribute to the divergence of #AllLivesMatter from #BlackLivesMatter. Such divergence comes at the same time that the hashtags #moa and #blackxmas and words “protest,” “mall,” and “america” were prevalent in #BlackLivesMatter due to Christmas protests, specifically at the Mall of America in Bloomington, Minnesota. So, in the midst of political protests by Black Lives Matter advocates, we see a law-enforcement-aligned response from #AllLivesMatter.

During the period following the non-indictment of Darren Wilson, there are some words, such as “oppression,” “structural,” and “brutality,” that seem to suggest engagement from #AllLivesMatter with the issues being discussed within #BlackLivesMatter, such as structural racism and police brutality. Since the diversities of these words are low, we can inspect popular retweets containing these words to understand how they were used. Doing so, we find that the words actually emerge in #AllLivesMatter due to hijacking [48], the adoption of a hashtag to mock or criticize it. That is, these words appear not because of discussion of structural oppression and police brutality by #AllLivesMatter advocates, but because #BlackLivesMatter supporters are specifically critiquing the fact such discussions are not occurring within #AllLivesMatter. (We have chosen to not provide direct references to these tweets so as to protect the identity of the original tweeter.) Similarly, a “3-panel comic” strip criticizing the notion of “All Lives Matter” circulated through #AllLivesMatter following the death of Eric Garner ([S1 Fig](#)), and after the Chapel Hill and Charleston Church shootings, #BlackLivesMatter proponents leveraged #AllLivesMatter to question why believers of the phrase were not more vocal ([Fig 4](#) and [S3 Fig](#)). We note that we are able to pick up on these instances of hijacking by inspecting words with high divergence, but low diversity (meaning the divergence comes almost entirely from the few retweets containing the word). This hijacking drives the divergence of #AllLivesMatter from #BlackLivesMatter in many of these periods.

3.2 Topic networks

Having analyzed the micro-level dynamics of word usage within #BlackLivesMatter and #AllLivesMatter, we turn to focus on the broader topics of these movements and how these topics coincide with the word-level analysis. Previous work on political polarization has used hashtags as a proxy for topics [31, 32, 49–51] and here we use the same interpretation. However, not all hashtags assist in understanding the broad topics. For example, #retweet and #lol are two such hashtags that frequently appear in tweets, but they provide no evidently relevant information about the events that are being discussed. Thus, we require a way of uncovering the most important topics and how they connect to one another.

To find these topics, we first construct hashtag networks for each of #BlackLivesMatter and #AllLivesMatter, where nodes are hashtags and weighted edges denote co-occurrence of these hashtags. To extract the core of this hashtag network, we apply the disparity filter, a method introduced by Serrano et al. that yields the “multiscale backbone” of a weighted network [52]. This backbone extracts statistically significant edges compared to a null model where all weights are uniformly distributed. We take the topic network to be the largest connected component of the backbone. For significance level $\alpha < 0.03$, the disparity filter begins to force drastic drops in the number of nodes removed from the original hashtag network, as shown in [S5 Fig](#). For this reason, we analyze the backbones only for $\alpha \geq 0.03$.

Visualizations of the topic networks following the week of the death of the two NYPD officers are presented in [Figs 6 and 7](#), and networks of the remaining periods are shown in the Supplementary Information. Node sizes are proportional to the square root of the number of times each hashtag was used, and node colors are determined by the Louvain structure detection method [53]. The exact assignments of topics to communities is not critical, but rather they provide a visual guide through the networks.

[Table 1](#) and [S1](#) and [S2](#) Tables report the number of nodes, edges, clustering coefficients, and percentages of nodes maintained from the full hashtag networks per each significance level $\alpha = 0.03, 0.04$, and 0.05 respectively. We see that across all time periods of interest and significance levels, the number of topics in #BlackLivesMatter is higher than that of #AllLivesMatter. We also note that the clustering of the #BlackLivesMatter topics is less than that of #AllLivesMatter almost always. Thus, not only are there more topics presented in #BlackLivesMatter, but they are more diverse in their connections. In contrast, the stronger #AllLivesMatter ties, as measured by their clustering, suggest that the #AllLivesMatter topics are more tightly connected and revolve around similar themes. We see the clustering is less within #AllLivesMatter during the week of Walter Scott’s death, where the topic network has a star-like shape with no triadic closure across all significance levels. This low clustering is not indicative of diverse conversation, as the central node #BlackLivesMatter connects several disparate topics. This is in line with our word-level analysis, where we concluded from [S2 Fig](#) that the discussion within #AllLivesMatter was dominated by a retweet not pertaining to the death of Walter Scott, the event of that time period.

In order to extract the most central topics of #BlackLivesMatter and #AllLivesMatter during each time period, we compare the results of three centrality measures, betweenness centrality [54], random walk betweenness centrality [55], and PageRank [56] on the topic networks at significance level $\alpha = 0.03$. Through inspection of the rankings of each list, we find the relative rankings of the most central topics in #BlackLivesMatter and #AllLivesMatter are robust to the centrality measure used. [Table 2](#) shows the rankings according to random walk centrality. Rankings from betweenness centrality and PageRank are reported in [S3](#) and [S4](#) Tables.

We see that for both #BlackLivesMatter and #AllLivesMatter, the top identified topics are indicative of the relative events occurring in each time period. In #BlackLivesMatter for

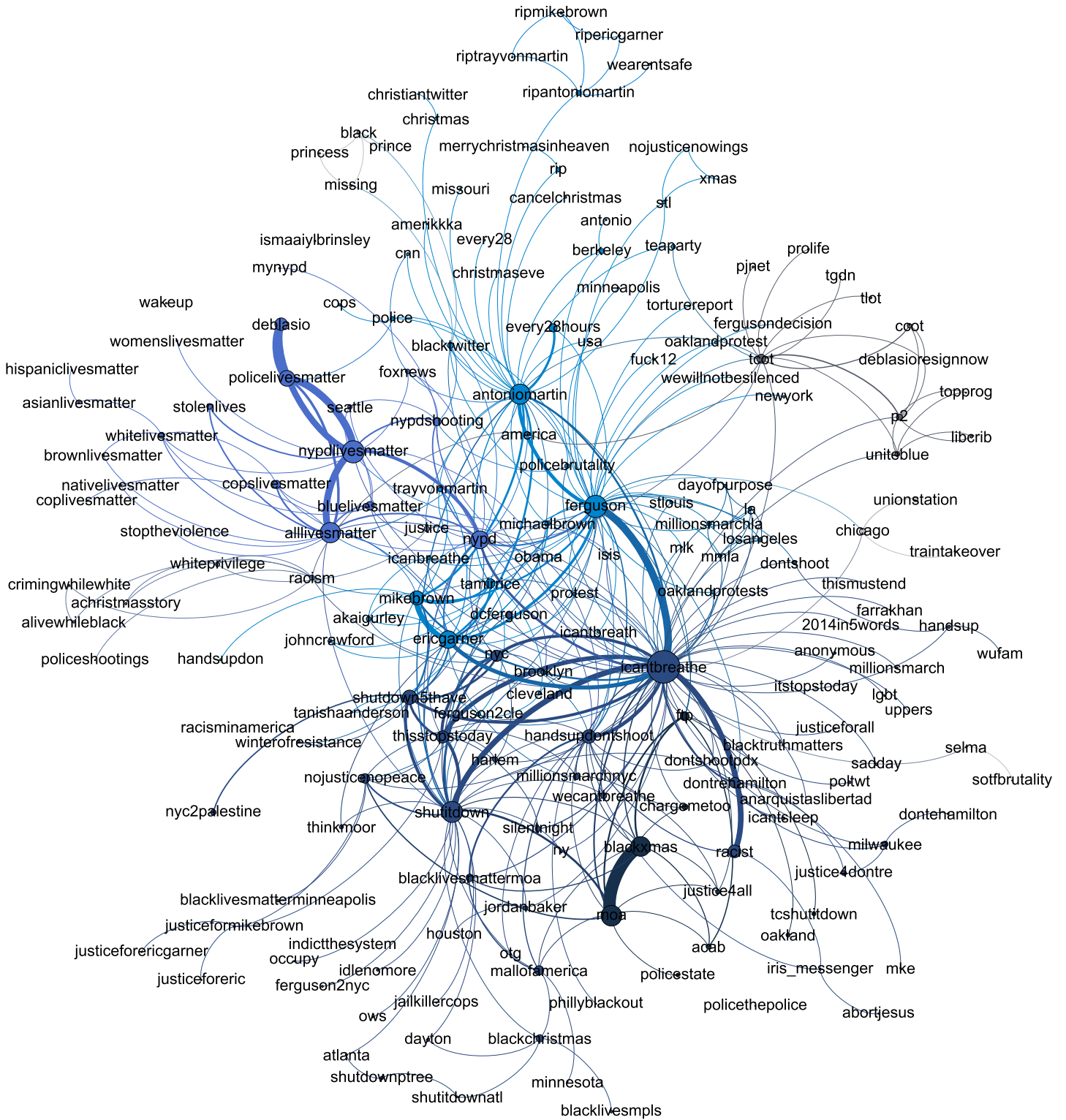


Fig 6. #BlackLivesMatter topic network for the week following the death of two NYPD officers.

<https://doi.org/10.1371/journal.pone.0195644.g006>

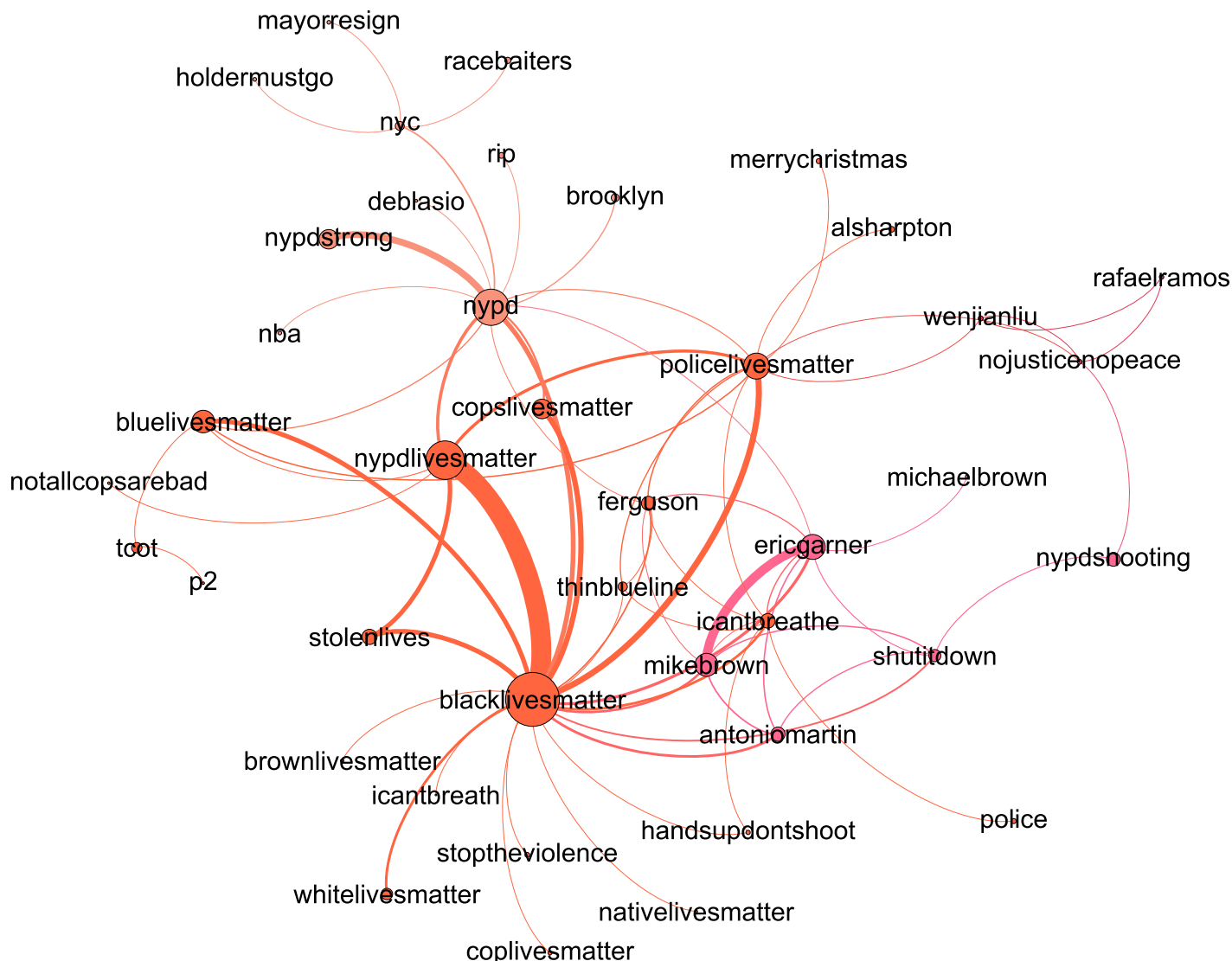


Fig 7. #AllLivesMatter topic network for the week following the death of two NYPD officers.

<https://doi.org/10.1371/journal.pone.0195644.g007>

instance, #ferguson and #mikebrown are top topics after the non-indictment of Darren Wilson, #walterscott is a top topic after the death of Walter Scott, and #sandrabland and #sayhername are a top topics during the time period following the death of Sandra Bland. However, these major topics rank differently in both #BlackLivesMatter and #AllLivesMatter. For instance, while #mikebrown, #ericgarner, #icantbreathe, #freddiegray, #baltimore, and #sandrabland all consistently rank higher in #BlackLivesMatter than in #AllLivesMatter. The significant presence of these hashtags within #BlackLivesMatter is consistent with our findings from the JSD word shift graphs.

The most prominent discussion of “lives” in the topic networks of #AllLivesMatter is discussion of police lives. We see that in #AllLivesMatter, #nypd, #policelivesmatter, and #bluelivesmatter are ranked higher as topics in #AllLivesMatter than in #BlackLivesMatter during December 20th and April 26th periods, similar to what we found in the JSD word shift graphs. On the other hand, hashtags depicting strong anti-police sentiment such as #killercops,

Table 1. Summary statistics for topic networks created from the full hashtag networks using the disparity filter at the significance level $\alpha = 0.03$ [52].

#BlackLivesMatter	Nodes	% Original Nodes	Edges	Clustering
Nov. 24–Nov. 30, 2014	243	7.39%	467	0.0605
Dec. 3–Dec. 9, 2014	339	5.98%	794	0.0691
Dec. 20–Dec. 26, 2014	187	5.96%	391	0.1635
Feb. 8–Feb. 14, 2015	70	4.75%	94	0.1740
Apr. 4–Apr. 10, 2015	80	4.12%	114	0.1019
Apr. 26–May 2, 2015	234	5.54%	471	0.1068
Jun. 17–Jun. 23, 2015	167	6.35%	246	0.0746
Jul. 21–Jul. 27, 2015	216	6.18%	393	0.0914
#AllLivesMatter				
Nov. 24–Nov. 30, 2014	26	5.76%	35	0.1209
Dec. 3–Dec. 9, 2014	31	3.92%	49	0.2667
Dec. 20–Dec. 26, 2014	41	3.95%	70	0.2910
Feb. 8–Feb. 14, 2015	18	3.50%	23	0.1894
Apr. 4–Apr. 10, 2015	7	1.88%	6	0.0000
Apr. 26–May 2, 2015	38	4.12%	62	0.1868
Jun. 17–Jun. 23, 2015	22	4.56%	28	0.3571
Jul. 21–Jul. 27, 2015	33	4.26%	44	0.1209

<https://doi.org/10.1371/journal.pone.0195644.t001>

#policestate, and #fuckthepolice appear almost exclusively in #BlackLivesMatter and are absent from #AllLivesMatter. The alignment of #AllLivesMatter with police lives coincides with a broader alignment with the conservative sphere of Twitter that is apparent through the topic networks. In several periods for #AllLivesMatter, #tcot is a central topic, as well as #pjnet (Patriots Journal Network), #wakeupamerica, and #defundplannedparenthood. The hashtag #tcot also appears in several of the #BlackLivesMatter periods as well. This is consistent with the findings of Freelon et al., which found that a portion of #BlackLivesMatter tweets were hijacked by the conservative sphere of Twitter [20].

However, the hijacking of #BlackLivesMatter and content injection of conservative views is a much smaller component of the #BlackLivesMatter topics as compared to the respective hijacking of the #AllLivesMatter topics. As evidenced both by the network statistics and the network visualizations themselves, the #BlackLivesMatter topic networks show that the conversations are diverse and multifaceted while the #AllLivesMatter networks show conversations that are more limited in scope. Furthermore, #BlackLivesMatter is consistently a more central topic within the #AllLivesMatter networks than #AllLivesMatter is within the #BlackLivesMatter networks. Thus, hijacking is more prevalent within #AllLivesMatter, while #BlackLivesMatter users are able to maintain diverse conversations and delegate hijacking to only a portion of the discourse.

3.3 Conversational diversity

Having quantified both the word-level divergences and the large-scale topic networks, we now measure the informational diversity of #BlackLivesMatter and #AllLivesMatter more precisely. We do this through two approaches. First, we measure “lexical diversity,” the diversity of words other than hashtags. Second, we measure the hashtag diversity, a proxy for the topic diversity. We measure these diversities using the effective diversity described in Eq 2 in Section 2.2. Furthermore, to account for the different volume of #BlackLivesMatter and #AllLivesMatter tweets, we break the time scale down into months and subsample 2,000 tweets from each

Table 2. The top 10 hashtags in the topic networks as determined by random walk betweenness centrality for each time period. Some #AllLivesMatter topic networks have less than 10 top nodes due to the relatively small size of the networks.

	#BlackLivesMatter		#AllLivesMatter	
	Top Hashtags	Betweenness	Top Hashtags	Betweenness
Nov. 24–Nov. 30, 2014	1. ferguson	0.8969	1. blacklivesmatter	0.7229
	2. mikebrown	0.2303	2. ferguson	0.6079
	3. fergusondecision	0.1159	3. fergusondecision	0.1791
	4. shutitdown	0.0854	4. mikebrown	0.1730
	5. justiceformikebrown	0.0652	5. nycprotest	0.0303
	6. tamirrice	0.0583	6. williamsburg	0.0192
	7. blackoutblackfriday	0.0577	7. brownlivesmatter	0.0158
	8. alllivesmatter	0.0512	8. sf	0.0150
	9. boycottblackfriday	0.0442	9. blackfridayblackout	0.0137
	10. blackfriday	0.0439	10. nyc	0.0123
Dec. 3–Dec. 9, 2014	1. ericgarner	0.6221	1. blacklivesmatter	0.6589
	2. icantbreathe	0.5035	2. ericgarner	0.4396
	3. ferguson	0.2823	3. ferguson	0.3684
	4. shutitdown	0.1117	4. icantbreathe	0.2743
	5. mikebrown	0.0745	5. tcot	0.1916
	6. thisstoptoday	0.0505	6. shutitdown	0.1529
	7. handsupdontshoot	0.0469	7. handsupdontshoot	0.0797
	8. nojusticenopeace	0.0449	8. crimingwhilewhite	0.0666
	9. nypd	0.0399	9. miami	0.0666
	10. berkeley	0.0352	10. mikebrown	0.0645
Dec. 20–Dec. 26, 2014	1. icantbreathe	0.5742	1. blacklivesmatter	0.6791
	2. ferguson	0.3234	2. nypd	0.4486
	3. antonimartin	0.2826	3. policelivesmatter	0.2926
	4. shutitdown	0.2473	4. nypdlivesmatter	0.1990
	5. nypd	0.1496	5. ericgarner	0.1565
	6. alllivesmatter	0.1324	6. nyc	0.1461
	7. ericgarner	0.1265	7. bluelivesmatter	0.1409
	8. nypdlivesmatter	0.1147	8. icantbreathe	0.1254
	9. tcot	0.1082	9. shutitdown	0.0992
	10. handsupdontshoot	0.0986	10. mikebrown	0.0860
Feb. 8–Feb. 14, 2015	1. blackhistorymonth	0.6506	1. muslimlivesmatter	0.8012
	2. grammys	0.5614	2. blacklivesmatter	0.4296
	3. muslimlivesmatter	0.5515	3. chapelhillshooting	0.4192
	4. bhm	0.4987	4. jewishlivesmatter	0.2279
	5. alllivesmatter	0.4932	5. butinacosmicsensenothingreallymatters	0.0431
	6. handsupdontshoot	0.4150	6. whitelivesmatter	0.0112
	7. mikebrown	0.2588	7. rip	0.0073
	8. ferguson	0.1754	8. hatecrime	0.0071
	9. icantbreathe	0.1614	9. ourthreewinners	0.0058
	10. beyhive	0.1325		

(Continued)

Table 2. (Continued)

	#BlackLivesMatter		#AllLivesMatter	
	Top Hashtags	Betweenness	Top Hashtags	Betweenness
Apr. 4–Apr. 10, 2015	1. walterscott	0.9118	1. blacklivesmatter	1.0000
	2. blacktwitter	0.2283		
	3. icantbreathe	0.1779		
	4. ferguson	0.1555		
	5. p2	0.1022		
	6. ericgarner	0.1003		
	7. alllivesmatter	0.0906		
	8. mlk	0.0717		
	9. kendrickjohnson	0.0685		
	10. tcot	0.0617		
Apr. 26–May 2, 2015	1. freddiegray	0.5806	1. blacklivesmatter	0.7227
	2. baltimore	0.4732	2. baltimoreriots	0.4339
	3. baltimoreuprising	0.2625	3. baltimore	0.3463
	4. baltimoreriots	0.2415	4. freddiegray	0.1869
	5. alllivesmatter	0.1053	5. policelivesmatter	0.1106
	6. mayday	0.0970	6. baltimoreuprising	0.1014
	7. blackspring	0.0737	7. tcot	0.0663
	8. tcot	0.0581	8. peace	0.0451
	9. baltimoreuprising	0.0500	9. whitelivesmatter	0.0444
	10. handsupdontshoot	0.0458	10. wakeupamerica	0.0281
Jun. 17–Jun. 23, 2015	1. charlestonshooting	0.8849	1. charlestonshooting	0.6666
	2. charleston	0.2551	2. blacklivesmatter	0.6238
	3. blacktwitter	0.1489	3. bluelivesmatter	0.4900
	4. tcot	0.1379	4. gunsense	0.2571
	5. unitedblue	0.1340	5. pjnet	0.2292
	6. racism	0.1323	6. 2a	0.1857
	7. ferguson	0.1085	7. wakeupamerica	0.1494
	8. usa	0.1011	8. tcot	0.1289
	9. takedowntheflag	0.0790	9. gohomedera	0.0952
	10. baltimore	0.0788	10. ferguson	0.0952
Jul. 21–Jul. 27, 2015	1. sandrabland	0.7802	1. blacklivesmatter	0.8404
	2. sayhername	0.3175	2. pjnet	0.2689
	3. justiceforsandrabland	0.1994	3. tcot	0.2683
	4. unitedblue	0.1870	4. uniteblue	0.2440
	5. blacktwitter	0.1788	5. defundplannedparenthood	0.2437
	6. alllivesmatter	0.1648	6. defundpp	0.1692
	7. tcot	0.1081	7. sandrabland	0.1386
	8. defundpp	0.0827	8. justiceforsandrabland	0.1386
	9. p2	0.0756	9. prolife	0.0881
	10. m4bl	0.0734	10. nn15	0.0625

<https://doi.org/10.1371/journal.pone.0195644.t002>

hashtag 1,000 times, calculating the effective diversities each time. The results are shown in Fig 8.

The lexical diversity of #BlackLivesMatter is larger than #AllLivesMatter in eight of the ten months with an average lexical diversity that is 5% more than that of #AllLivesMatter. Applying a two-tailed Kolmogorov-Smirnov to the distributions, we find that the distributions are

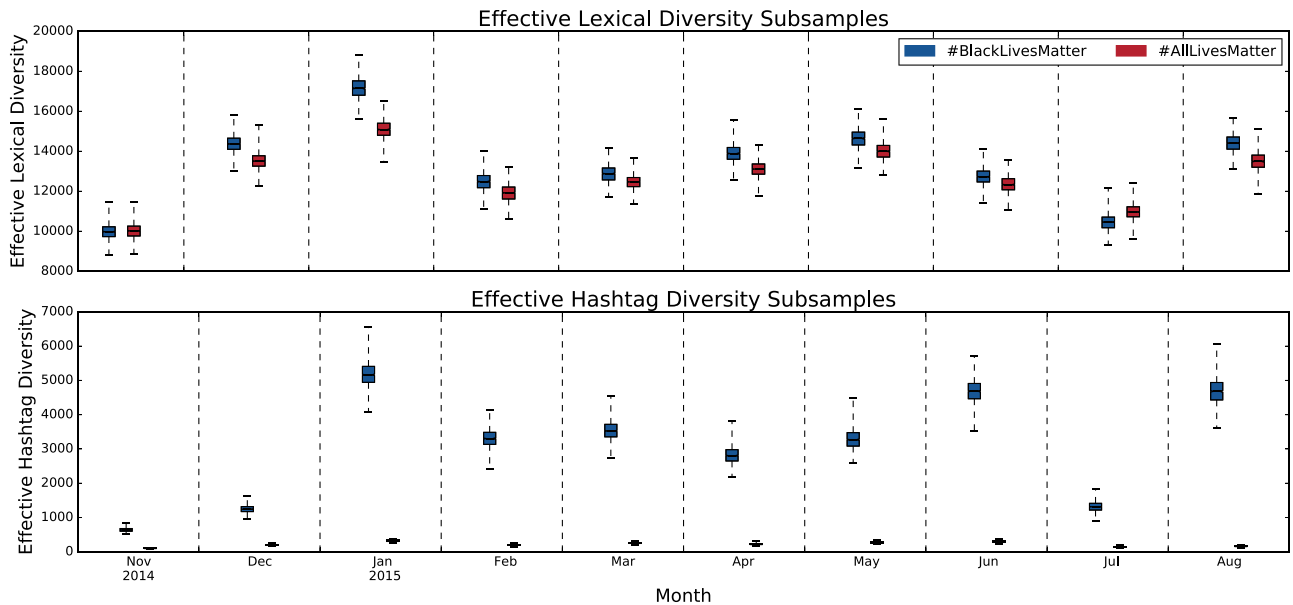


Fig 8. Notched box plots depicting the distributions of subsamples for effective lexical and hashtag diversity. To control for how volume affects the effective diversity of #BlackLivesMatter and #AllLivesMatter, we break the time scale down into months and subsample 2,000 tweets from each hashtag 1,000 times. The notches are small on all the boxes, indicating that the mean diversities are significantly different at the 95% confidence level across all time periods.

<https://doi.org/10.1371/journal.pone.0195644.g008>

statistically significantly different across all time periods (see [S5 Table](#) for details). Interestingly, the two cases where #AllLivesMatter has higher lexical diversity are in the two periods when there were large non-police-involved shootings of people of color and #AllLivesMatter was used as a hashtag of solidarity. However, the more striking differences are in terms of hashtag diversity. On average, the hashtag diversity of #BlackLivesMatter is six times that of #AllLivesMatter. This is in line with our network analysis where we found expansive #BlackLivesMatter topic networks and tightly clustered, less diverse #AllLivesMatter topic networks.

The low hashtag diversity of #AllLivesMatter is relatively constant. One could imagine that the lack of diversity in the topics of #AllLivesMatter is a result of a focused conversation that does not deviate from its main message. However, as we have demonstrated through the JSD word shift graphs and topic networks, the conversation of #AllLivesMatter does change and evolve with respect to the different time periods. We see mentions of the major deaths and events of these periods within #AllLivesMatter, even if they do not rank as highly in terms of topic centrality. So, even though both protest hashtags have overlap on many of the major topics, the diversity of topics found within #BlackLivesMatter far exceeds that of #AllLivesMatter, even when accounting for volume.

4 Discussion

Through a multi-level analysis of #BlackLivesMatter and #AllLivesMatter tweets, ranging from the word level to the topic level, we have demonstrated key differences between the two protest groups. Although one of these differences has been proportionally higher discussion of Black deaths in #BlackLivesMatter, it is important to note that #AllLivesMatter is not completely devoid of discussion about these deaths. For instance, #ripericgarner is prominent within #AllLivesMatter following the death of Eric Garner, #iamame (“I am African Methodist Episcopal”) contributes more to #AllLivesMatter following the Charleston Church shooting,

and the names of several Black Americans appear in the #AllLivesMatter topic networks. However, many of these signs of solidarity are associated with low diversity. In light of this, it is also important to note that there is a lack of discussion of other deaths within #AllLivesMatter. That is, in examining several of the main periods where #AllLivesMatter spikes, only the Chapel Hill shooting period (Fig 4 and S11 Fig) shows discussion of non-Black deaths. In general, we do not find evidence of significant discussion of “all lives” within #AllLivesMatter.

The word shift graphs and topic networks reveal that the only other lives that are significantly discussed within #AllLivesMatter are the lives of law enforcement officers, particularly during times in which there is heavy protesting. Although the notions of “Black Lives Matter” and “Police Lives Matter” are not necessarily mutually exclusive [29], we see that #AllLivesMatter often frames Black protesters versus law enforcement with an “us versus them” mentality by centralizing discussion of police officers within the #AllLivesMatter topic network at times of Black Lives Matter protests. This framing echoes the ways in which media outlets have historically framed the tension between Black protesters and law enforcement [57–59], where police officers and protesters are seen as “enemy combatants” [28] and the protestors are framed as jeopardizing law enforcement lives [29]. So, by facilitating this opposition, #AllLivesMatter becomes the center of upholding historically contentious views in the midst of what some consider the New Civil Rights Movement.

In line with Freelon et al.’s findings, we have uncovered hijacking of #BlackLivesMatter by #AllLivesMatter advocates [20]. Such hijacking is similar to the content injection described by Conover et al. [49], where one group adopts the hashtag of politically opposed group in order to inject their ideological beliefs. Such content injection has also been found in the work of Egyptian political polarization [32]. However, a significant portion #AllLivesMatter hijacking by #BlackLivesMatter supporters is not simple content injection. Rather, through our investigation of both the JSD word shift graphs and the hashtag topic networks, we have found that advocates of #BlackLivesMatter often use #AllLivesMatter to directly interrogate the stance of ‘All Lives Matter’ and the worldview implied by that phrase. Furthermore, such discussions have largely been relegated to #AllLivesMatter, allowing #BlackLivesMatter to exhibit diverse conversations about a variety of topics. This conversational diversity is not simply a result of the volume of #BlackLivesMatter tweets and, and so, the hijacking and lack of conversational diversity within #AllLivesMatter cannot be only be explained by the abundance of #BlackLivesMatter tweets and those that use both hashtags. Although past research has expressed concern that #AllLivesMatter would derail from the movement started by #BlackLivesMatter [26, 28, 29, 60], our data-driven approach has allowed us to uncover that #BlackLivesMatter has countered #AllLivesMatter content injection.

We were largely able to unpack these narratives by looking not just as hashtag trends and curated term lists, as in previous studies, but at the entirety of the text and how it is structured at both the word and topic levels. In this sense, our work falls closer to that of researchers who have constructed networks of these protest movements to inform largely qualitative research [5, 21, 48], rather than research that focuses solely on the topological properties of the networks. Our methods generalize to studying how the discourse of two or more protest movements diverge from one another and how these differences can be captured at the word and topic levels. Furthermore, by integrating diversities within our divergence analysis, we have shown how we can measure word-level differences between protests and counter-protests in such a way that facilitates follow-up qualitative investigation of how exactly those words contribute to the divergence. Using these methods to build automatic classifiers of hijacking and solidarity would be beneficial to precisely quantifying the contentious dynamics of contending hashtags. Overall, these tools provide an avenue for exploring more of the data narratives between #BlackLivesMatter and #AllLivesMatter, and other instances of political polarization.

Supporting information

S1 Fig. Jensen-Shannon divergence word shift graph for the week following the non-indictment of Daniel Pantaleo. See main text and the caption of [Fig 2](#) for an explanation of the word shift graphs. The leading contributors to the divergence on the side of #AllLivesMatter are due to a popular retweet discussing a “3-panel” sketch “comic” that describes what the “problem” with #AllLivesMatter is.

(EPS)

S2 Fig. Jensen-Shannon divergence word shift graph for the week following the death of Walter Scott. See main text and the caption of [Fig 2](#) for an explanation of the word shift graphs. The leading contributors to the divergence on the side of #AllLivesMatter are due to a popular retweet that asks why people are not paying attention to a school massacre that occurred in Kenya. This retweet is persistent, which is why the words “kenya” and “massacre” appear in later dates, such as in [Fig 5](#).

(EPS)

S3 Fig. Jensen-Shannon divergence word shift for the week following the Charleston church shooting. See main text and the caption of [Fig 2](#) for an explanation of the word shift graphs.

(EPS)

S4 Fig. Jensen-Shannon divergence word shift for the week encapsulating outrage over the death of Sandra Bland. See main text and the caption of [Fig 2](#) for an explanation of the word shift graphs.

(EPS)

S5 Fig. Percent of original hashtag network maintained for #BlackLivesMatter (top) and #AllLivesMatter (bottom) at each of the periods of interest for varying levels of the disparity filter significance level. We wish to filter as much of the network as possible, while avoiding sudden reductions in the number of nodes in the network. Note, when going from $\alpha = 0.03$ to $\alpha = 0.02$, the February 8th #BlackLivesMatter and July 21st #AllLivesMatter networks fall in size by a factor of approximately one half. Therefore, we choose $\alpha = 0.03$.

(EPS)

S6 Fig. #BlackLivesMatter topic network for the week following the non-indictment of Darren Wilson.

(EPS)

S7 Fig. #AllLivesMatter topic network for the week following the non-indictment of Darren Wilson.

(EPS)

S8 Fig. #BlackLivesMatter topic network for the week following the non-indictment of Daniel Pantaleo.

(EPS)

S9 Fig. #AllLivesMatter topic network for the week following the non-indictment of Daniel Pantaleo.

(EPS)

S10 Fig. #BlackLivesMatter topic network for the week following the Chapel Hill shooting.

(EPS)

- S11 Fig. #AllLivesMatter topic network for the week following the Chapel Hill shooting.**
(EPS)
- S12 Fig. #BlackLivesMatter topic network for the week following the death of Walter Scott.**
(EPS)
- S13 Fig. #AllLivesMatter topic network for the week following the death of Walter Scott.**
(EPS)
- S14 Fig. #BlackLivesMatter topic network for the week encapsulating the peak of the Baltimore protests.**
(EPS)
- S15 Fig. #AllLivesMatter topic network for the week encapsulating the peak of the Baltimore protests.**
(EPS)
- S16 Fig. #BlackLivesMatter topic network for the week following the Charleston church shooting.**
(EPS)
- S17 Fig. #AllLivesMatter topic network for the week following the Charleston church shooting.**
(EPS)
- S18 Fig. #BlackLivesMatter topic network for the week encapsulating outrage over the death of Sandra Bland.**
(EPS)
- S19 Fig. #AllLivesMatter topic network for the week encapsulating outrage over the death of Sandra Bland.**
(EPS)
- S1 Table. Summary statistics for topic networks created from the full hashtag networks using the disparity filter at the significance level $\alpha = 0.04$.**
(PDF)
- S2 Table. Summary statistics for topic networks created from the full hashtag networks using the disparity filter at the significance level $\alpha = 0.05$.**
(PDF)
- S3 Table. The top 10 hashtags in the topic networks as determined by betweenness centrality for each time period.** Some #AllLivesMatter topic networks have less than 10 top nodes due to the relatively small size of the networks. For example, in the period of April 4th, the #AllLivesMatter network consists of #blacklivesmatter as a hub with six edges connecting it to six other hashtags. Thus, #blacklivesmatter is the only node visited when calculating paths for betweenness.
(PDF)
- S4 Table. The top 10 hashtags in the topic networks as determined by PageRank for each time period.** Some #AllLivesMatter topic networks have less than 10 top nodes due to the relatively small size of the networks.
(PDF)
- S5 Table. Kolmogorov-Smirnov test results from applying a two-tailed test to the #BlackLivesMatter and #AllLivesMatter distributions of lexical diversity.** The distributions of lexical

diversity are statistically significantly different across all time periods.
(PDF)

Acknowledgments

All authors would like to thank the members of the Computational Story Lab for their feedback and encouragement. They would also like to thank James Bagrow for his helpful suggestions.

Author Contributions

Conceptualization: Ryan J. Gallagher, Christopher M. Danforth, Peter Sheridan Dodds.

Data curation: Ryan J. Gallagher, Andrew J. Reagan.

Formal analysis: Ryan J. Gallagher, Andrew J. Reagan, Christopher M. Danforth.

Methodology: Ryan J. Gallagher, Andrew J. Reagan, Peter Sheridan Dodds.

Supervision: Christopher M. Danforth, Peter Sheridan Dodds.

Validation: Ryan J. Gallagher.

Visualization: Ryan J. Gallagher.

Writing – original draft: Ryan J. Gallagher, Andrew J. Reagan, Christopher M. Danforth, Peter Sheridan Dodds.

Writing – review & editing: Ryan J. Gallagher, Andrew J. Reagan, Christopher M. Danforth, Peter Sheridan Dodds.

References

1. Conover MD, Ferrara E, Menczer F, Flammini A. The digital evolution of Occupy Wall Street. *PLoS ONE*. 2013; 8(5):e64679. <https://doi.org/10.1371/journal.pone.0064679> PMID: 23734215
2. Caren N, Gaby S. Occupy online: Facebook and the spread of Occupy Wall Street. Available at SSRN 1943168. 2011;.
3. DeLuca KM, Lawson S, Sun Y. Occupy Wall Street on the public screens of social media: The many framings of the birth of a protest movement. *Communication, Culture & Critique*. 2012; 5(4):483–509. <https://doi.org/10.1111/j.1753-9137.2012.01141.x>
4. Howard PN, Duffy A, Freelon D, Hussain MM, Mari W, Mazaid M. Opening closed regimes: What was the role of social media during the Arab Spring? Available at SSRN 2595096. 2011;.
5. Papacharissi Z, de Fatima Oliveira M. Affective news and networked publics: The rhythms of news storytelling on #Egypt. *Journal of Communication*. 2012; 62(2):266–282. <https://doi.org/10.1111/j.1460-2466.2012.01630.x>
6. Anduiza E, Cristancho C, Sabucedo JM. Mobilization through online social networks: The political protest of the Indignados in Spain. *Information, Communication & Society*. 2014; 17(6):750–764. <https://doi.org/10.1080/1369118X.2013.808360>
7. González-Bailón S, Wang N. Networked discontent: The anatomy of protest campaigns in social media. *Social networks*. 2016; 44:95–104. <https://doi.org/10.1016/j.socnet.2015.07.003>
8. Conover MD, Davis C, Ferrara E, McKelvey K, Menczer F, Flammini A. The geospatial characteristics of a social movement communication network. *PLoS ONE*. 2013; 8(3):e55957. <https://doi.org/10.1371/journal.pone.0055957> PMID: 23483885
9. González-Bailón S, Borge-Holthoefer J, Rivero A, Moreno Y. The dynamics of protest recruitment through an online network. *Scientific reports*. 2011; 1(197). <https://doi.org/10.1038/srep00197> PMID: 22355712
10. Steinert-Threlkeld ZC, Mocanu D, Vespignani A, Fowler J. Online social networks and offline protest. *EPJ Data Science*. 2015; 4(1):1–9. <https://doi.org/10.1140/epjds/s13688-015-0056-y>

11. Larson J, Nagler J, Ronen J, Tucker J. Social Networks and Protest Participation: Evidence from 93 Million Twitter Users. In: Political Networks Workshops & Conference; 2016.
12. Christensen HS. Political activities on the Internet: Slacktivism or political participation by other means? *First Monday*. 2011; 16(2). <https://doi.org/10.5210/fm.v16i2.3336>
13. Barberá P, Wang N, Bonneau R, Jost JT, Nagler J, Tucker J, et al. The Critical Periphery in the Growth of Social Protests. *PLoS ONE*. 2015; 10(11):e0143611. <https://doi.org/10.1371/journal.pone.0143611> PMID: [26618352](https://pubmed.ncbi.nlm.nih.gov/26618352/)
14. Borge-Holthoefer J, Perra N, Gonçalves B, González-Bailón S, Arenas A, Moreno Y, et al. The dynamics of information-driven coordination phenomena: A transfer entropy analysis. *Science Advances*. 2016; 2(4). <https://doi.org/10.1126/sciadv.1501158> PMID: [27051875](https://pubmed.ncbi.nlm.nih.gov/27051875/)
15. Qi H, Manrique P, Johnson D, Restrepo E, Johnson NF. Open source data reveals connection between online and on-street protest activity. *EPJ Data Science*. 2016; 5(1):1. <https://doi.org/10.1140/epjds/s13688-016-0081-5>
16. Garza A. A herstory of the #blacklivesmatter movement; 2014.
17. Harris FC. The next civil rights movement? *Dissent*. 2015; 62(3):34–40. <https://doi.org/10.1353/dss.2015.0051>
18. Kang JC. “Our demand is simple: Stop killing us”: How a group of Black social media activists built the nation’s first 21st-century Civil Rights movement; 2015.
19. Tometi O, Lenoir G. Black Lives Matter is not a Civil Rights movement; 2015.
20. Freelon DG, McIlwain CD, Clark MD. Beyond the Hashtags: #Ferguson, #Blacklivesmatter, and the Online Struggle for Offline Justice. Available at SSRN. 2016;.
21. Jackson SJ, Foucault Welles B. #Ferguson is everywhere: Initiators in emerging counterpublic networks. *Information, Communication & Society*. 2015; p. 1–22.
22. Bonilla Y, Rosa J. #Ferguson: Digital protest, hashtag ethnography, and the racial politics of social media in the United States. *American Ethnologist*. 2015; 42(1):4–17. <https://doi.org/10.1111/amet.12112>
23. Olteanu A, Weber I, Gatica-Perez D. Characterizing the demographics behind the #BlackLivesMatter movement. arXiv preprint arXiv:151205671. 2015;.
24. Freelon D, McIlwain C, Clark M. Quantifying the power and consequences of social media protest. *New Media & Society*. 2016; p. 1461444816676646.
25. Twyman M, Keegan BC, Shaw A. Black Lives Matter in Wikipedia: Collective memory and collaboration around online social movements. In: Proceedings of the 2017 ACM Conference on Computer Supported Cooperative Work and Social Computing;.
26. Orbe M. #AllLivesMatter as post-racial rhetorical strategy. *Journal of Contemporary Rhetoric*. 2015; 5(3/4):90–98.
27. Husband T Jr. “I don’t see color”: Challenging assumptions about discussing race with young children. *Early Childhood Education Journal*. 2012; 39(6):365–371. <https://doi.org/10.1007/s10643-011-0458-9>
28. Rickford R. Black Lives Matter: Toward a modern practice of mass struggle. In: *New Labor Forum*. vol. 25. SAGE Publications; 2016. p. 34–42.
29. Langford CL, Speight M. #BlackLivesMatter: Epistemic positioning, challenges, and possibilities. *Journal of Contemporary Rhetoric*. 2015; 5(3/4):78–89.
30. Conover MD, Gonçalves B, Flammini A, Menczer F. Partisan asymmetries in online political activity. *EPJ Data Science*. 2012; 1(1):1–19. <https://doi.org/10.1140/epjds6>
31. Bode L, Hanna A, Yang J, Shah DV. Candidate networks, citizen clusters, and political expression: Strategic hashtag use in the 2010 midterms. *The ANNALS of the American Academy of Political and Social Science*. 2015; 659(1):149–165. <https://doi.org/10.1177/0002716214563923>
32. Borge-Holthoefer J, Magdy W, Darwish K, Weber I. Content and network dynamics behind Egyptian political polarization on Twitter. In: Proceedings of the 18th ACM Conference on Computer Supported Cooperative Work & Social Computing. ACM; 2015. p. 700–711.
33. Weber I, Garimella VRK, Batayneh A. Secular vs. islamist polarization in egypt on twitter. In: Proceedings of the 2013 IEEE/ACM International Conference on Advances in Social Networks Analysis and Mining. ACM; 2013. p. 290–297.
34. McClam E. Ferguson cop Darren Wilson not indicted in shooting of Michael Brown; 2014.
35. Sanchez R, Prokupecz S. Protests after N.Y. cop not indicted in chokehold death; Feds reviewing case; 2014.
36. Muller B, Baker A. 2 N.Y.P.D. officers killed in Brooklyn ambush; Suspect commits suicide; 2014.
37. Ahmed S, Shoichet CE. 3 students shot to death in apartment near UNC Chapel Hill; 2015.

38. Ramirez E. Grammys 2015: Pharrell Williams, Beyonce, Prince Pay Tribute to Black Lives Matter movement; 2015.
39. Elmore C, MacDougall D. Man shot and killed by North Charleston police officer after traffic stop; SLED investigating; 2015.
40. Graham DA. The mysterious death of Freddie Gray; 2015.
41. Berenson T. Everything we know about the Charleston shooting; 2015.
42. Schuppe J. The death of Sandra Bland: What we know so far; 2015.
43. Jost L. Entropy and diversity. *Oikos*. 2006; 113(2):363–375. <https://doi.org/10.1111/j.2006.0030-1299.14714.x>
44. Lin J. Divergence measures based on the Shannon entropy. *Information Theory, IEEE Transactions on*. 1991; 37(1):145–151.
45. Pechenick EA, Danforth CM, Dodds PS. Characterizing the Google Books corpus: strong limits to inferences of socio-cultural and linguistic evolution. *PLoS ONE*. 2015; 10(10):e0137041. <https://doi.org/10.1371/journal.pone.0137041> PMID: 26445406
46. Pechenick EA, Danforth CM, Dodds PS. Is language evolution grinding to a halt?: Exploring the life and death of words in English fiction. *arXiv preprint arXiv:150303512*. 2015;.
47. Boyack KW, Newman D, Duhon RJ, Klavans R, Patek M, Biberstine JR, et al. Clustering more than two million biomedical publications: Comparing the accuracies of nine text-based similarity approaches. *PLoS ONE*. 2011; 6(3):e18029. <https://doi.org/10.1371/journal.pone.0018029> PMID: 21437291
48. Jackson SJ, Foucault Welles B. Hijacking #myNYPD: Social media dissent and networked counterpublics. *Journal of Communication*. 2015; 65(6):932–952. <https://doi.org/10.1111/jcom.12185>
49. Conover M, Ratkiewicz J, Francisco MR, Gonçalves B, Menczer F, Flammini A. Political polarization on Twitter. *ICWSM*. 2011; 133:89–96.
50. Smith MA, Rainie L, Shneiderman B, Himelboim I. Mapping Twitter topic networks: From polarized crowds to community clusters. *Pew Research Center*. 2014; 20.
51. Romero DM, Meeder B, Kleinberg J. Differences in the mechanics of information diffusion across topics: Idioms, political hashtags, and complex contagion on Twitter. In: *Proceedings of the 20th International Conference on World Wide Web*. ACM; 2011. p. 695–704.
52. Serrano MÁ, Boguná M, Vespignani A. Extracting the multiscale backbone of complex weighted networks. *Proceedings of the National Academy of Sciences*. 2009; 106(16):6483–6488. <https://doi.org/10.1073/pnas.0808904106>
53. Blondel VD, Guillaume JL, Lambiotte R, Lefebvre E. Fast unfolding of communities in large networks. *Journal of statistical mechanics: theory and experiment*. 2008; 2008(10):P10008. <https://doi.org/10.1088/1742-5468/2008/10/P10008>
54. Newman ME, Girvan M. Finding and evaluating community structure in networks. *Physical review E*. 2004; 69(2):026113. <https://doi.org/10.1103/PhysRevE.69.026113>
55. Girvan M, Newman ME. Community structure in social and biological networks. *Proceedings of the national academy of sciences*. 2002; 99(12):7821–7826. <https://doi.org/10.1073/pnas.122653799>
56. Page L, Brin S, Motwani R, Winograd T. The PageRank citation ranking: Bringing order to the web. *Stanford InfoLab*; 1999.
57. Van Dijk TA. Race, riots and the press An analysis of editorials in the British press about the 1985 disorders. *International Communication Gazette*. 1989; 43(3):229–253. <https://doi.org/10.1177/001654928904300305>
58. Van Dijk TA. New (s) racism: A discourse analytical approach. *Ethnic minorities and the media*. 2000; p. 33–49.
59. Lackey JAB. Framing Social Protest: How local newspapers covered the University of Georgia desegregation protests in January, 1961; 2005.
60. Carney N. All lives matter, but so does race: Black Lives Matter and the evolving role of social media. *Humanity & Society*. 2016; 40(2):180–199. <https://doi.org/10.1177/0160597616643868>