

CrossMark
click for updatesCite this: *Chem. Sci.*, 2016, 7, 4318

Divergent reaction pathways in gold-catalyzed cycloisomerization of 1,5-enynes containing a cyclopropane ring: dramatic *ortho* substituent and temperature effects†

Gen-Qiang Chen, Wei Fang, Yin Wei,* Xiang-Ying Tang* and Min Shi*

A gold(I)-catalyzed cycloisomerization of easily available 1,5-enynes containing a cyclopropane ring has been developed, efficiently providing cyclobutane-fused 1,4-cyclohexadiene, tricyclic cyclobutene, bicyclopropane and 1,3-cyclohexadiene derivatives in moderate to excellent yields. When the phenyl group was not *ortho* substituted, 1,4-cyclohexadienes could be produced. With an *ortho* substituent, three different products could be selectively synthesized by control of the temperature and the used gold(I) catalyst. The 1,5-enyne substrate first undergoes a classical enyne cycloisomerization to form a tricyclic cyclobutene key intermediate, which undergoes subsequent transformation to produce the desired products. A plausible reaction mechanism was proposed according to deuterium labeling experiments and intermediate trapping experiments, as well as DFT calculations. In our current reaction, the *ortho* substituent on the phenyl group controls the reaction outcome and the *ortho* substituent effect was found to originate from steric and electronic factors.

Received 6th January 2016

Accepted 3rd March 2016

DOI: 10.1039/c6sc00058d

www.rsc.org/chemicalscience

Transition metal-catalyzed enyne cycloisomerization¹ is one of the most important strategies for the construction of cyclic structures from simple acyclic enyne substrates, of which 1,4-,² 1,5-,³ 1,6-⁴ and 1,7-enynes^{4k,5} have been extensively examined. Among a range of transition metal catalysts for enyne cycloisomerization, gold(I) complexes are the most active and selective catalysts, probably due to relativistic effects.^{6a,b} Reports on homogeneous gold catalysis have been increasing explosively during the last decade^{6,7} and 1,5-enynes have always been the proving ground for gold catalysis. In 2004, Malacria^{3o} and Fürstner^{3p} reported their pioneering work on 1,5-enyne cycloisomerization, affording bicyclo[3.1.0]hexenes from 1,5-enynes with hydroxy or acyloxy groups at the propargylic position in the presence of PtCl₂ or gold(I), respectively. Subsequently, Toste's group found that gold(I)-catalyzed isomerization of 1,5-enynes could efficiently produce bicyclo[3.1.0]hexane^{3q} or tetracyclic^{3h} compounds. Kozmin's^{3j,3n} and Zhang's^{3k} groups disclosed that cyclohexadiene derivatives could be synthesized from siloxy-1,5-enynes or 3-carboxy-1,5-enynes under gold(I) catalysis.

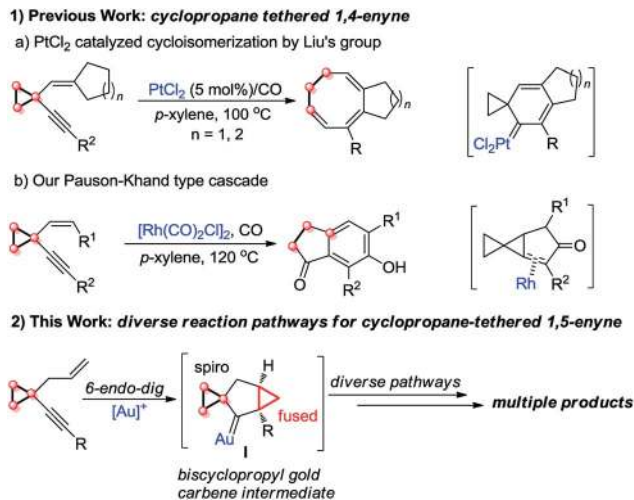
On the other hand, cyclopropanes are versatile building blocks in organic synthesis.⁸ Their unique structure and intrinsic strain endow cyclopropanes with high reactivity. Thus far, it has been well known that a cyclopropyl group can effectively stabilize carbocations adjacent to it due to its π -character,⁹ and the cyclopropylmethyl carbocation is a stable non-classical carbocation that has several resonance structures: homoallyl carbocation, cyclobutyl carbocation, *etc.*^{9a,10,11} In 2010, Liu's group disclosed a novel PtCl₂-catalyzed cycloisomerization of cyclopropyl group-tethered 1,4-enynes, efficiently providing eight-membered carbocycles (Scheme 1, eqn (1a)).^{2h} Subsequently, we found that cyclopropyl-tethered 1,4-enynes could undergo a tandem Pauson–Khand type reaction in the presence of a Rh(I) catalyst under CO atmosphere (Scheme 1, eqn (1b)).^{2c} However, the reaction of 1,5-enynes tethered by a cyclopropane has been rarely reported, to the best of our knowledge (Scheme 1, eqn (2)).^{3c}

On the basis of the research work of Liu's group, as well as gold-catalyzed cyclopropane chemistry from Schmalz^{12g} and other groups¹² and our long-term exploration of cyclopropane chemistry,¹³ we envisaged that when the 1,5-enyne was tethered with a cyclopropane moiety, the reaction should be different. We postulate that a bicyclopropane gold carbene intermediate **I** can be produced in the presence of a gold catalyst. The intermediate **I** has a spiro and a fused cyclopropane moiety adjacent to the carbene center, and this unique structure makes it undergo diverse reaction pathways, affording multiple kinds of products (Scheme 1, eqn (2)).

State Key Laboratory of Organometallic Chemistry, Shanghai Institute of Organic Chemistry, Chinese Academy of Sciences, 345 Lingling Road, Shanghai 200032, P. R. China. E-mail: weiyin@sioc.ac.cn; siocxiangying@mail.sioc.ac.cn; mshi@mail.sioc.ac.cn

† Electronic supplementary information (ESI) available: Experimental procedures, characterization data of new compounds. CCDC 1048653, 1033827 and 1036129. For ESI and crystallographic data in CIF or other electronic format see DOI: 10.1039/c6sc00058d





Scheme 1 Previous work and this work.

The cyclopropane-tethered 1,5-enyne substrate **1a** was synthesized and its reactivity was examined. We screened various gold catalysts to find the optimal catalyst. In the presence of [PPh₃AuCl]/AgSbF₆, product **3a** could be afforded in 82% NMR yield. After further optimization of the reaction conditions, we found that when [JohnPhosAu·MeCN]SbF₆ was used as the catalyst, product **3a** could be produced in 92% isolated yield after 20 h at 0 °C in DCM (dichloromethane). Other gold catalysts, such as [(*p*-F-Ph)₃PAu·MeCN]SbF₆, [(*p*-CF₃-Ph)₃PAu·MeCN]SbF₆, [P(OAr)₃Au·MeCN]SbF₆, [(*t*-Bu)₃PAu·MeCN]SbF₆, [JackiePhosAu·MeCN]SbF₆, [XPhosAu·MeCN]SbF₆, and [IPrAu·MeCN]SbF₆ were also evaluated, but no better result was obtained. Therefore, [JohnPhosAu·MeCN]SbF₆ was identified as the best catalyst for the current reaction (see Table SI-1 in the ESI† for the detailed optimization of the reaction conditions).

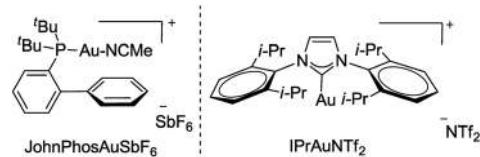
With the optimal reaction conditions in hand, we next turned our efforts to examine the substrate scope of the reaction. We found that when R¹ was an aromatic group with an electron-donating or electron-withdrawing substituent (Table 1, entries 1–9), the corresponding products could be obtained in good to excellent yields. Only when a strongly electron-withdrawing group such as CF₃ or NO₂ was introduced (R¹ = *p*-CF₃-Ph or *p*-NO₂-Ph), the reaction proceeded sluggishly and elevation of temperature was required for the complete conversion (Table 1, entries 10 and 11). When the substituents were heteroaromatic groups, such as thienyl or 5-indolyl groups, the reaction went smoothly to produce **3l** and **3m** in excellent yields (Table 1, entries 12 and 13). The reaction also worked very well when the substituent was a 2-naphthyl group or 6-methoxy-2-naphthyl group (Table 1, entries 14 and 15). In addition, R² could also be an alkyl group, and the corresponding product **3p** could be obtained in 69% yield in the presence of IPrAuNTf₂ (ref. 14) (Table 1, entry 16). The structure of **3** was unambiguously determined by the X-ray diffraction of compound **3o**.¹⁵

It was a great surprise that compound **2a**, in which Ar is a 9-phenanthrenyl group, could not produce **3** in the presence of

Table 1 Au(I)-catalyzed cycloisomerization of **1** leading to **3**

Entry ^a	R ¹ , R ²	Time (h)	Yield ^b (%)
1	1a , R ¹ = Ph, R ² = H	20	3a , 92
2	1b , R ¹ = <i>p</i> -Me-Ph, R ² = H	17	3b , 90
3	1c , R ¹ = 3,5-di-Me-Ph, R ² = H	14	3c , 91
4	1d , R ¹ = <i>p</i> -MeO-Ph, R ² = H	12	3d , 93
5	1e , R ¹ = <i>m</i> -MeO-Ph, R ² = H	17	3e , 88
6	1f , R ¹ = <i>p</i> -Ph-Ph, R ² = H	16.5	3f , 92
7	1g , R ¹ = <i>p</i> -Br-Ph, R ² = H	18	3g , 85
8	1h , R ¹ = <i>p</i> -Cl-Ph, R ² = H	20	3h , 84
9	1i , R ¹ = <i>p</i> -F-Ph, R ² = H	19	3i , 82
10 ^c	1j , R ¹ = <i>p</i> -CF ₃ -Ph, R ² = H	19	3j , 82
11 ^d	1k , R ¹ = <i>p</i> -NO ₂ -Ph, R ² = H	36	3k , 72
12	1l , R ¹ = 2-thienyl, R ² = H	14	3l , 86
13	1m , R ¹ = 1-boc-5-indolyl, R ² = H	14	3m , 95
14	1n , R ¹ = 2-naphthyl, R ² = H	14	3n , 87
15	1o , R ¹ = 6-MeO-2-naphthyl, R ² = H	18	3o , 94
16 ^e	1p , R ¹ = 9-phen, R ² = Me	12	3p , 69

^a To a 25 mL flame- and vacuum-dried Schlenk tube was added **1** (0.2 mmol), then the tube was evacuated and backfilled with Ar. The catalyst (3 mol%) was dissolved in 2.5 mL DCM and then the solution was degassed with Ar. The catalyst solution was added to the Schlenk tube. The reaction was allowed to stir at the indicated temperature until TLC indicated complete conversion of **1**. ^b Isolated yield. ^c The reaction was conducted at 10 °C. ^d The reaction was conducted at 60 °C for 36 h, the product contained about 20% of 1,3-cyclohexadiene **9k** and the total yield was 91%. ^e IPrAuNTf₂ was used as the catalyst instead of JohnPhosAuSbF₆.



[JohnPhosAu·MeCN]SbF₆ and two new compounds **5a** and **6a** were obtained in 37% and 54% yields, respectively (Table 2, entry 1). Inspired by this discovery, we optimized the reaction conditions for the gold-catalyzed cycloisomerization of compound **2a**. With JohnPhosAuOAc, the reaction could not proceed at all (Table 2, entry 2). When the temperature was lowered to 0 °C, compound **5a** was obtained in 84% yield, combined with a trace amount of compound **4a** and a small amount of compound **6a**, in the presence of [JohnPhosAu·MeCN]SbF₆ (Table 2, entry 3). By elevation of the reaction temperature, compound **6a** could be obtained in higher yield in the presence of IPrAuNTf₂ or [JohnPhosAu·MeCN]SbF₆ (Table 2, entries 4 and 5) in DCE. When the reaction of **2a** was conducted at –20 °C using [JohnPhosAu·MeCN]SbF₆ as the catalyst, **4a** could be afforded in 5% yield combined with a trace amount of **5a** (Table 2, entry 6). When the reaction was conducted at –30 °C in the presence of IPrAuNTf₂, **4a** was produced as the major product in 75% yield along with a trace amount of **5a**, and **6a** could not be detected at



Table 2 Optimization of reaction conditions for the gold-catalyzed cycloisomerization of 2a

Entry	Catalyst (3 mol%)	Solvent	Temperature (°C)	Yield ^a (%)		
				4a	5a	6a
1 ^b	[JohnPhosAu(MeCN)]SbF ₆	DCM	rt	N.D.	37	54
2	JohnPhosAuOAc	DCE	rt		N.R.	
3 ^b	[JohnPhosAu(MeCN)]SbF ₆	DCM	0	Trace	84	<5
4	IPrAuNTf ₂	DCE	80	N.D.	N.D.	90
5	[JohnPhosAu(MeCN)]SbF ₆	DCE	60	N.D.	N.D.	95
6 ^b	[JohnPhosAu(MeCN)]SbF ₆	DCM	-20	5 ^d	Trace	N.D.
7 ^{b,c}	IPrAuNTf ₂	DCM	-30	75	Trace	N.D.

^a Isolated yield. ^b The reaction was quenched with DMS (dimethyl sulfide). ^c The reaction was conducted for 8 hours. ^d NMR yield.

all (Table 2, entry 7). Entries 3, 5 and 7 were identified as the optimal conditions for the formation of 5a, 6a and 4a, respectively.

The substrate scope for the formation of 4 was also explored. When the aryl group was a substituted naphthyl group or a derivative such as pyrene or anthracene, the products 4 could be produced in moderate to good yields, ranging from 43% to 75% (Table 3, 4a–4h). The structure of 4a was determined by 2D-NMR spectroscopy (for details see the ESI†).

The substrate generality for the formation of the bicyclopropane product 5 was also examined. When the alkynyl substituent was a naphthyl or substituted naphthyl group or its derivatives, the reaction proceeded smoothly to produce products 5 in high yields (Table 4, 5a–5c and 5e–5h); H₄-naphthyl substrate 2j also worked well (Table 4, 5j); the desired products 5 could also be produced in moderate to high yields when the phenyl group was substituted at the *ortho* position (Table 4, 5k–5m). In the case that the substituent on the allylic position was

a methyl group, the reaction also proceeded efficiently to produce the desired product 5p in 78% yield. The structure of 5a was unambiguously determined by X-ray diffraction.¹⁵ Interestingly, the product 5 was detected as mixtures of two diastereomers. Due to the following reasons, we believe that compound 5 exists as a pair of rotamers: (1) compounds 5f and 5l had no dr value; (2) four peaks could be found in the chiral HPLC resolution (for the details see the ESI†); (3) when the bromine atom in compound 5m was removed, the dr value disappeared (Scheme 12); (4) when the ¹H-NMR spectrum of

Table 3 Au(I)-catalyzed cycloisomerization of 2 leading to 4

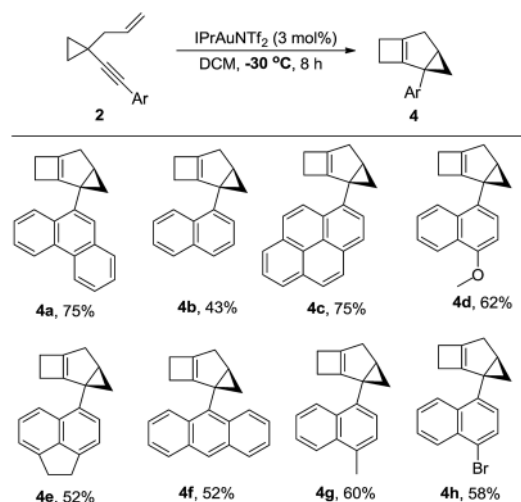
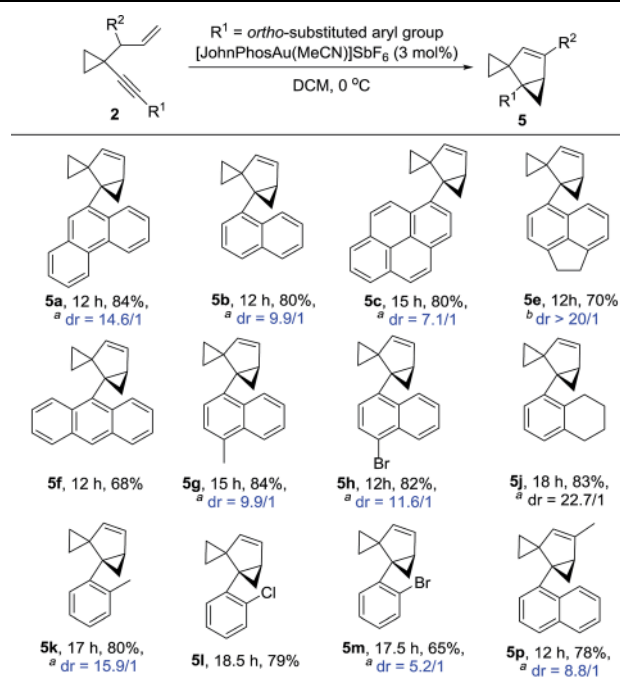


Table 4 Au(I)-catalyzed cycloisomerization of 2 leading to 5



^a The dr value was determined by ¹H-NMR spectroscopy in CDCl₃. ^b The dr value was determined by ¹H-NMR spectroscopy in CDCl₃ as well as HPLC resolution.

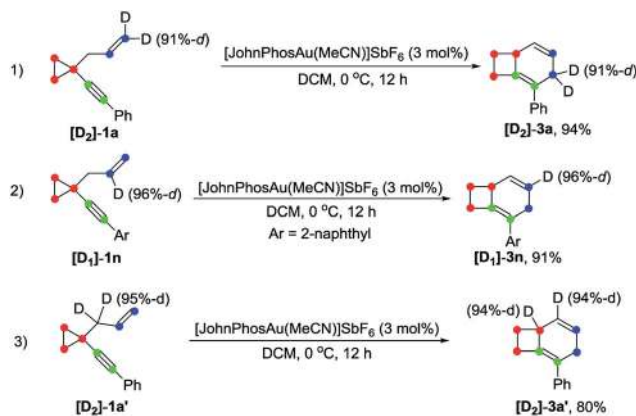


compound **5m** was recorded at 65 °C in CDCl₃, the two peaks converged into one peak, indicating that the dr value disappeared at higher temperature (for details, see the ESI†).

After further exploration of the substrate scope for the formation of **6**, we found that when the substituent on the alkyne group was 1-naphthyl or a substituted 1-naphthyl group or its derivatives, the corresponding products **6b–6i** could be obtained in good to excellent yields. The reaction also proceeded smoothly when the phenyl group was substituted at the *ortho* position (Table 5, **6j–6n**). In the case that the substituent on the alkyne was a benzyl group, the reaction also proceeded efficiently to produce the desired product **6o** in 83% yield. For the substrate in which the allylic position was substituted with an alkyl group, the corresponding product **6p** could also be obtained in 91% yield (Table 5). If the alkene unit was substituted at the terminal position, the desired product **6q** was produced as a mixture of two diastereomers (dr = 6.4/1) in 90% yield (Table 5). The structure of compound **6** was further confirmed by the X-ray diffraction of compound **6c**.¹⁵

Deuterium labeling experiments

Deuterium labeling experiments were conducted to gain further insights into the reaction mechanism. For deuterium-labeled substrates **[D₂]-1a** and **[D₁]-1n**, the corresponding products **[D₂]-3a** and **[D₁]-3n** were obtained without a deuterium shift, suggesting that there is no carbon rearrangement of the allyl



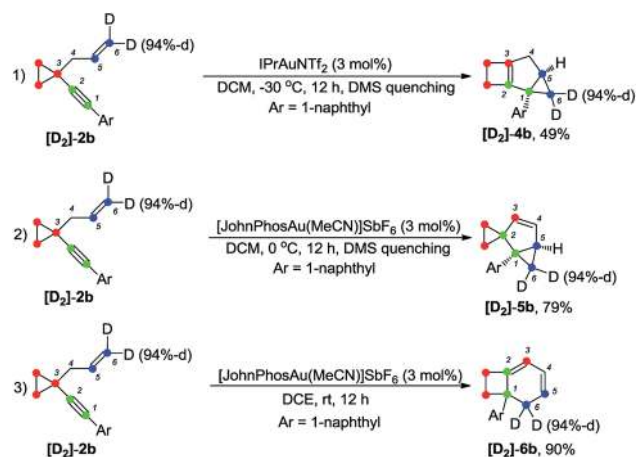
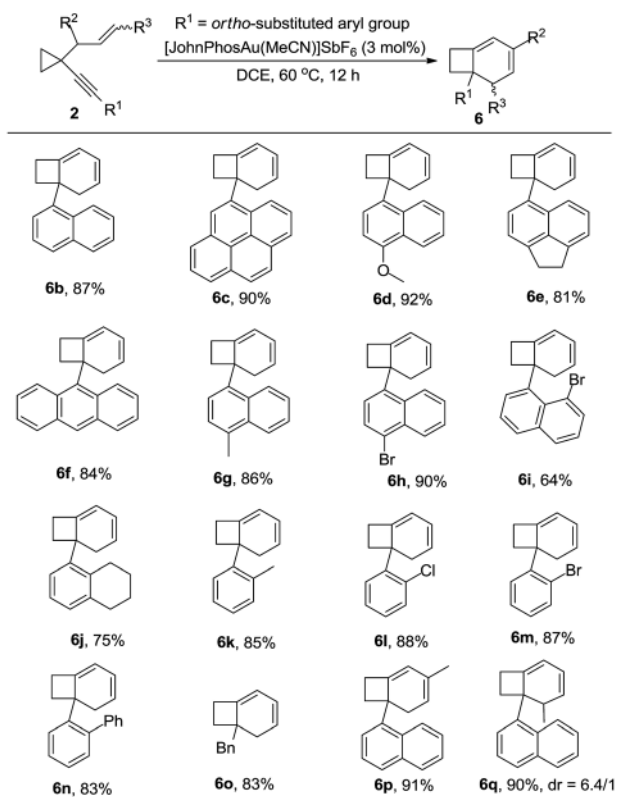
Scheme 2 Deuterium labeling experiment for formation of **3**.

group during the reaction (Scheme 2, eqn (1) and (2)). When the allylic hydrogen atoms were deuterated, compound **[D₂]-3a'** was produced in 80% yield along with one deuterium shift (Scheme 2, eqn (3)).

The deuterium-labeled compounds **[D₂]-2b** and **[D₁]-2b** were also synthesized and subjected to the standard reaction conditions for the formation of products **4b**, **5b** and **6b**. The corresponding products **[D₂]-4b**, **[D₂]-5b** and **[D₂]-6b** and **[D₁]-4b**, **[D₁]-5b** and **[D₁]-6b** were produced in high yields with retention of the deuterium content (Scheme 3 and 4). As can be seen from the deuterium labeling experiment, the deuterated C–H bond was not disturbed during the reaction process. Apparently, for the formation of **4b**, only the carbon skeleton was rearranged and all the hydrogen atoms remained unaltered during the reaction process; an allylic hydrogen shift was involved during the formation of **5b** and **6b**.

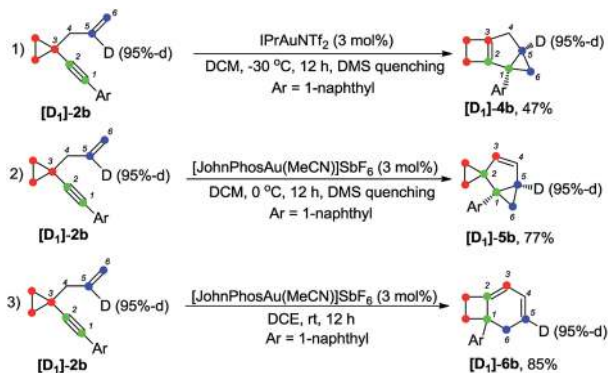
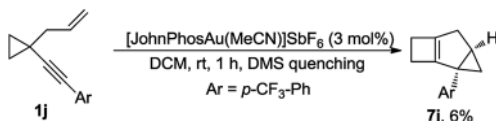
It appears that the reactions leading to **3** and **5** or **6** are controlled by the nature of substituent R¹. The inherent relationship between them stimulated our further investigations. Fortunately, by quenching the reaction of substrate **1j** with DMS after 1 h at room temperature, we were able to capture **7j** in 6% yield, indicating that **7j** was a key intermediate in the reaction

Table 5 Au(I)-catalyzed cycloisomerization of **2** leading to **6**



Scheme 3 Deuterium labeling experiment (**[D₂]-2b**).



Scheme 4 Deuterium labeling experiment ([D₁]-2b).

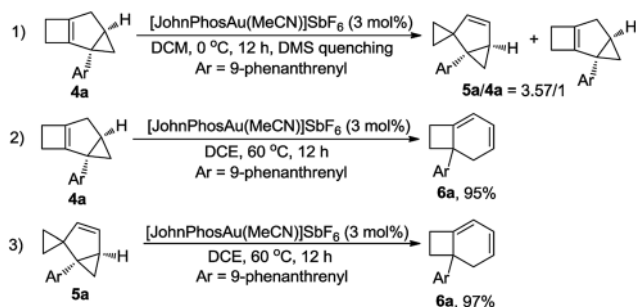
Scheme 5 Capture of compound 7j.

that leads to 1,4-cyclohexadiene 3j (Scheme 5; for the details, see the ESI†).

Furthermore, the control experiment showed that 5a could be afforded from 4a at 0 °C in the presence of [JohnPhosAu·MeCN]SbF₆ (Scheme 6, eqn (1)). Under the standard reaction conditions, both compounds 4a and 5a could be transformed to product 6a in almost quantitative yields, indicating that both compounds 4a and 5a are the intermediates for the formation of product 6a (Scheme 6, eqn (2) and (3)).

Proposed reaction pathways

Based on the deuterium labeling experiments, intermediate trapping experiments and theoretical investigations (Schemes 9 and 10), some possible reaction pathways are ruled out and the most reasonable mechanism is proposed in Scheme 7 (for details, see Schemes S9 and S10 in the ESI†). Product 4 is formed through a classical 1,5-ene cyclization. Coordination of gold(i) to the alkyne moiety of substrate 1 or 2 forms intermediate A. Nucleophilic attack of the alkene by the alkene unit



Scheme 6 Reactions of 4a and 5a under standard conditions.

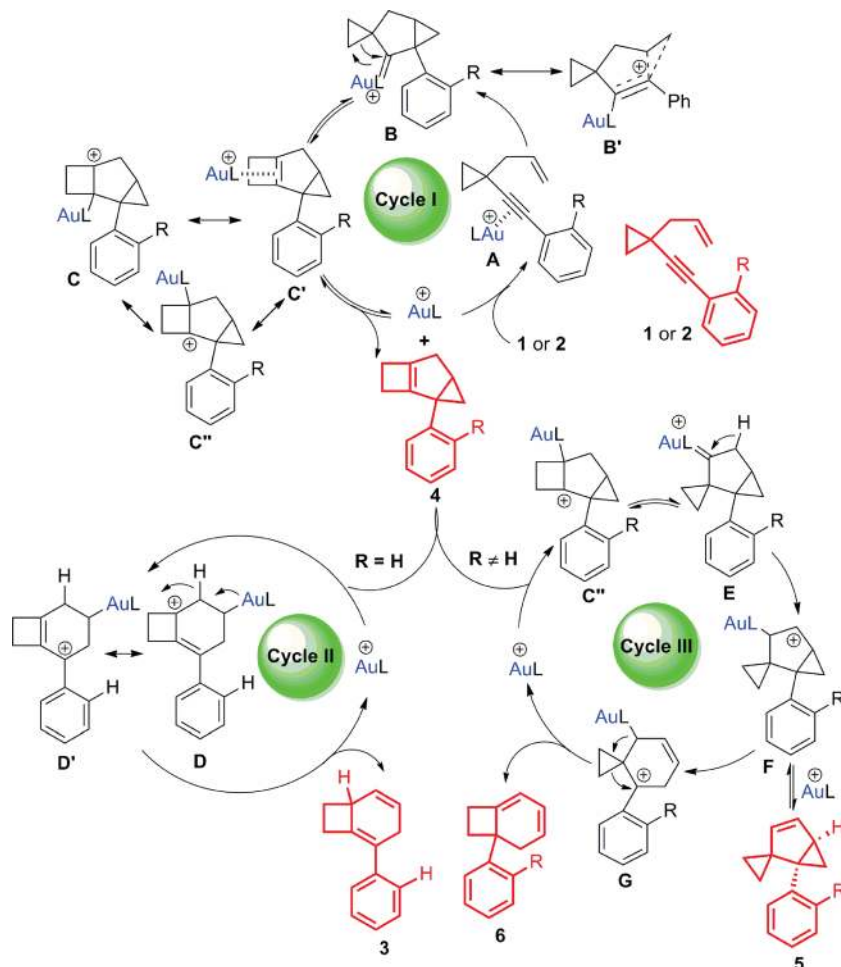
gives intermediate B or its resonance structure B'. Gold(i) carbenoid-initiated ring expansion produces intermediate C, which probably has other resonance structures illustrated as C' and C''. Release of the catalyst from intermediate C affords tricyclic cyclobutene 4 (Scheme 7, cycle I).¹⁷ An equilibrium probably exists between tricyclic cyclobutene 4 and the gold catalyst to give intermediate C', which can further undergo subsequent transformations to generate other products. For substrates having an aryl group without an *ortho* substituent, the corresponding intermediate C' undergoes cleavage of the cyclopropyl ring¹⁶ to form cationic intermediates D and D', which are in resonance with each other. Subsequent 1,2-*H* shift followed by release of the cationic Au(i) species results in product 3 (Scheme 7, cycle II). On the other hand, for the substrates having an aryl group with an *ortho* substituent or having a benzyl group, the corresponding intermediate C' probably has another resonance structure depicted as cationic intermediate C'', which is probably more favorable.²⁰ The cationic intermediate C'' undergoes ring contraction to form carbenoid intermediate E.^{4b,18} 1,2-*H* shift of intermediate E produces intermediate F, which is in equilibrium with compound 5. Carbocation-initiated cyclopropane ring opening of intermediate F forms intermediate G. Finally, compound 6 is obtained after the ring expansion process (Scheme 7, cycle III).

Rationalization of *ortho*-substituent effects

For substrate 1 having an aryl group without an *ortho*-substituent, 1,4-cyclohexadiene 3 could be produced. In contrast, substrate 2 having an aryl group with an *ortho*-substituent afforded three different products. Based on the proposed reaction mechanism, we speculate that the stability of intermediate D is the key point to affect the reaction path. As depicted in Scheme 8, when the phenyl group is substituted at the *ortho* position, it cannot effectively stabilize the cationic intermediate since the steric hindrance makes the coplanar conformation of the phenyl ring and the allylic carbocation become unfavorable in energy. Furthermore, the benzyl group is also not good enough to stabilize the carbocation intermediate. Thus, in all these cases, the energy level of intermediate D is high and the reaction probably prefers to undergo cycle III.

To understand these *ortho*-substituent effects, we performed DFT calculations on the possible reaction pathways using substrates 1a and 2m. For substrate 1a, the reaction energy profile is depicted in Scheme 9. Initially, coordination of the Au(i) catalyst to the alkyne moiety of substrate 1a generates gold complex IN1. The gold complex IN1 undergoes a 6-*endo*-dig cyclization to give a gold carbene intermediate IN2 via transition state TS1 with an energy barrier of 14.8 kcal mol⁻¹. Subsequently, the intermediate IN2 undergoes ring enlargement via transition state TS2 with an energy barrier of 16.0 kcal mol⁻¹, producing another intermediate IN3. The intermediate IN3 can undergo two possible reaction pathways to obtain products 3 and 5. In Path 1, the cleavage of the cyclopropane ring via TS3 with an energy barrier of 17.9 kcal mol⁻¹ leads to





Scheme 7 A plausible mechanism for the formation of 3, 4, 5 and 6.



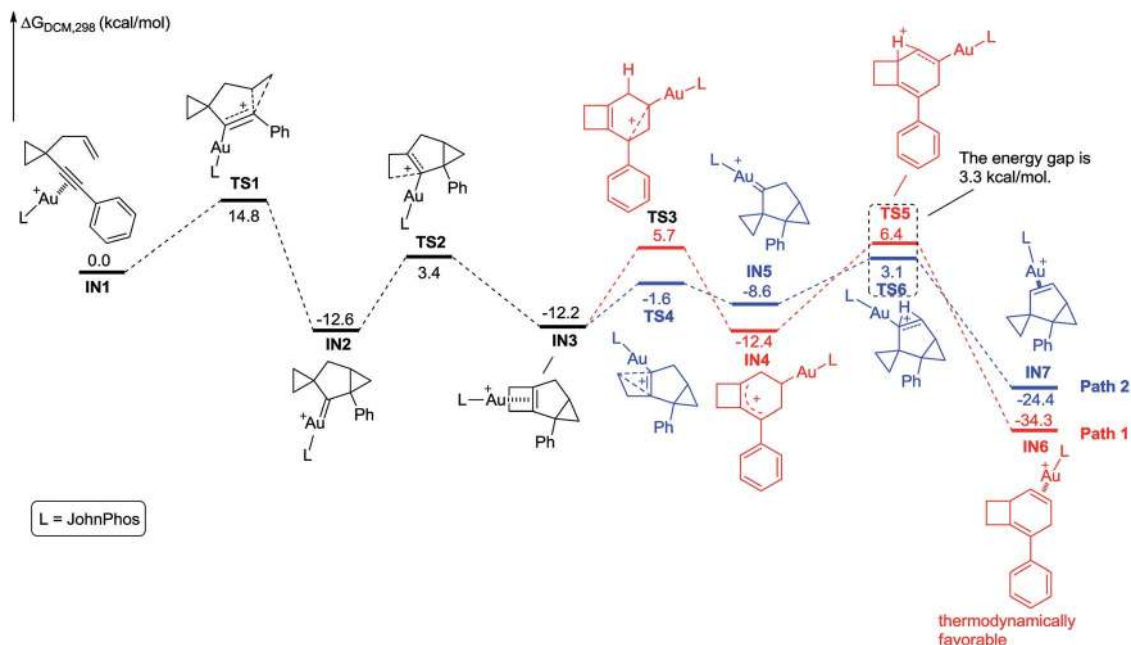
Scheme 8 Our speculation for the reaction path divergence.

the carbocation intermediate **IN4**. Subsequently, 1,2-*H* shift of the intermediate *via* **TS5** leads to intermediate **IN6**, which undergoes deauration to give product **3**. Transition state **TS5** is located 18.6 kcal mol⁻¹ above intermediate **IN3** and 0.7 kcal mol⁻¹ above transition state **TS3**, indicating that the 1,2-*H* shift step is the rate-limiting step for Path 1. Another possible reaction pathway (Path 2) for the carbocation intermediate **IN3** is skeletal rearrangement *via* **TS4** with an energy barrier of 10.6 kcal mol⁻¹, leading to gold carbene intermediate **IN5**. Intermediate **IN5** also undergoes 1,2-*H* shift *via* **TS6**, affording intermediate **IN7**, which undergoes deauration to give product **5**. Transition state **TS6** is located 15.3 kcal mol⁻¹ above intermediate **IN3** and 4.7 kcal mol⁻¹ above transition state **TS4**, indicating that the 1,2-*H* shift step is also the rate-limiting step

for Path 2. Transition state **TS5** is higher in energy than transition state **TS6** by 3.3 kcal mol⁻¹, and intermediates **IN4** and **IN6** along Path 1 are thermodynamically more stable than intermediates **IN5** and **IN7** along Path 2, by 3.8 kcal mol⁻¹ and 9.9 kcal mol⁻¹, respectively. These calculation results indicate that Path 1 is thermodynamically favorable and the reaction of **1a** is thermodynamically controlled, which may account for the fact that product **3** is experimentally obtained as the major product if using **1a** as substrate. For comparison, we switched the ligand to PPh₃, and also investigated the possible reaction pathways of substrate **1a** (for details, see Scheme S11 in the ESI†). The DFT calculation results indicate that the phosphorus ligand does not significantly affect the reaction energy profile. This is in line with the experimental findings that the product **3** can be obtained in acceptable yield in the presence of [PPh₃-AuCl]/AgSbF₆. From a practical use point of view, the JohnPhos ligand is more stable due to its steric bulkiness in our reaction conditions for gold catalysis. Moreover, for the comparison with the substrates having an *ortho*-substituent, JohnPhos ligand is chosen as the primary ligand for the gold catalysis.

We further investigated the reaction energy profiles for the reaction of substrate **2m** having an aryl group with *ortho*-substituent Br, and the results are shown in Scheme 10. In

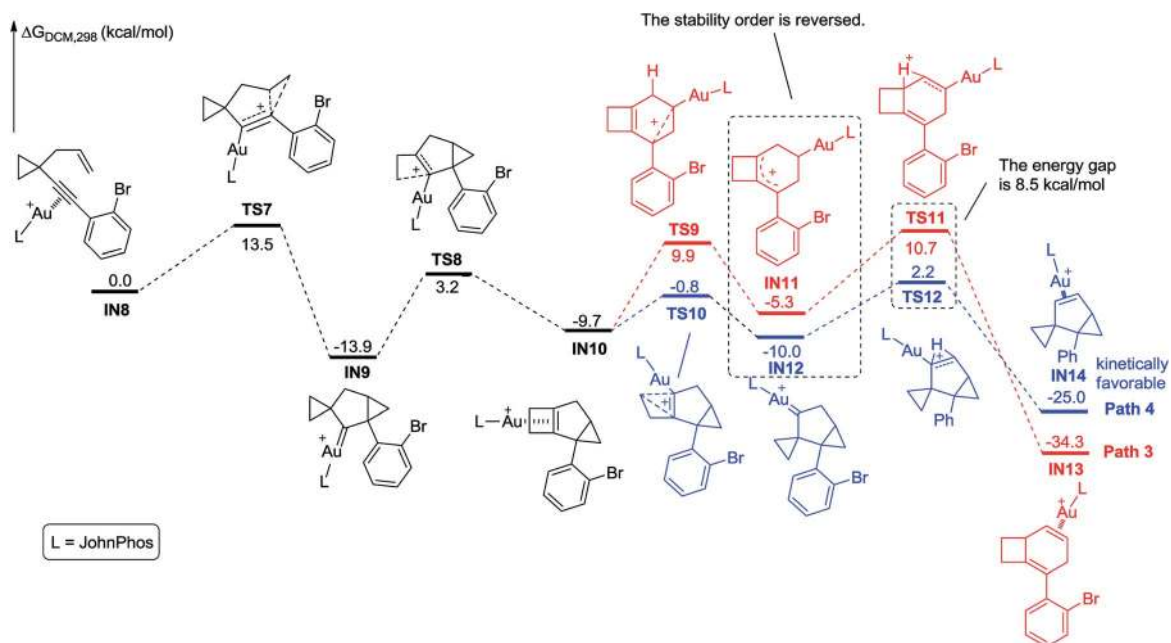




Scheme 9 Calculated reaction pathway for the reaction of 1a having an aryl group without an *ortho* substituent.

a similar manner, coordination of the Au(I) catalyst to the alkyne moiety of substrate **2m** generates gold complex **IN8**. The gold complex **IN8** undergoes a 6-*endo*-dig cyclization to give a gold carbene intermediate **IN9** via transition state **TS7**, with an energy barrier of 13.5 kcal mol⁻¹. Subsequently, the intermediate **IN9** undergoes ring enlargement via transition state **TS8** with an energy barrier of 17.1 kcal mol⁻¹, producing another intermediate **IN10**. The intermediate **IN10** can also undergo two possible reaction pathways to obtain products 3 and 5. In Path 3, the cleavage of the cyclopropane ring via **TS9** with an energy

barrier of 19.6 kcal mol⁻¹ leads to the carbocation intermediate **IN11**. Subsequently, 1,2-*H* shift of the intermediate via **TS11** leads to intermediate **IN13**, which undergoes deauration to give product 3. Transition state **TS11** is located 20.4 kcal mol⁻¹ above intermediate **IN10** and 0.8 kcal mol⁻¹ above transition state **TS9**, indicating that the 1,2-*H* shift step is the rate-limiting step for Path 3. Another possible reaction pathway (Path 4) for the carbocation intermediate **IN10** is skeletal rearrangement via **TS10** with an energy barrier of 8.9 kcal mol⁻¹, leading to gold carbene intermediate **IN12**. Intermediate **IN12** also undergoes



Scheme 10 Calculated reaction pathway for the reaction of 2m having an aryl group with an *ortho* substituent.



1,2-*H* shift via **TS12**, affording intermediate **IN14**, which undergoes deauration to give product **5**. Transition state **TS12** is located 11.9 kcal mol⁻¹ above intermediate **IN10** and 3.0 kcal mol⁻¹ above transition state **TS10**, indicating that the 1,2-*H* shift step is also the rate-limiting step for Path 4. Due to the *ortho* substituent effect, the carbocation intermediate **IN11** is less stable than the gold carbene intermediate **IN12** by 4.7 kcal mol⁻¹; the energy gap between transition states **TS11** and **TS12** is increased to 8.5 kcal mol⁻¹, which is significantly larger than that between **TS5** and **TS6** (3.3 kcal mol⁻¹), indicating that the intermediate **IN11** can less easily cross over this energy barrier. The reaction using substrate **2m** is probably kinetically controlled, thus the kinetically favorable product **5** is obtained. The calculation results can explain why using a substrate having an aryl group with an *ortho*-substituent can give product **5** as the major product in experiments. For comparison, we switched the ligand to **IPr**, and also investigated the possible reaction pathways of substrate **2m**, and the results are shown in Scheme 11. In general, the calculated reaction energy profiles using **IPr** as the ligand are similar to those using JohnPhos as the ligand. The carbocation intermediate **IN18** is less stable than the gold carbene intermediate **IN19** by 7.7 kcal mol⁻¹, which is similar to their analogues **IN11** and **IN12**, indicating that the key intermediates' stabilities are hardly influenced by the phosphorus ligand. It is notable that the cleavage of the cyclopropane ring via **TS15** has an energy barrier of 22.2 kcal mol⁻¹, which is slightly higher than that of the 1,2-*H* shift step via **TS17** in Path 5, thus the cleavage of the cyclopropane ring becomes the rate-limiting step. Moreover, the energy barrier (22.2 kcal mol⁻¹) of the rate-limiting step along Path 5 is higher than that (20.4 kcal mol⁻¹) of the rate-limiting step along Path 3, indicating that it is more difficult to obtain product **3** using **IPr** as the ligand. This result partially agrees with the experimental finding that a poor

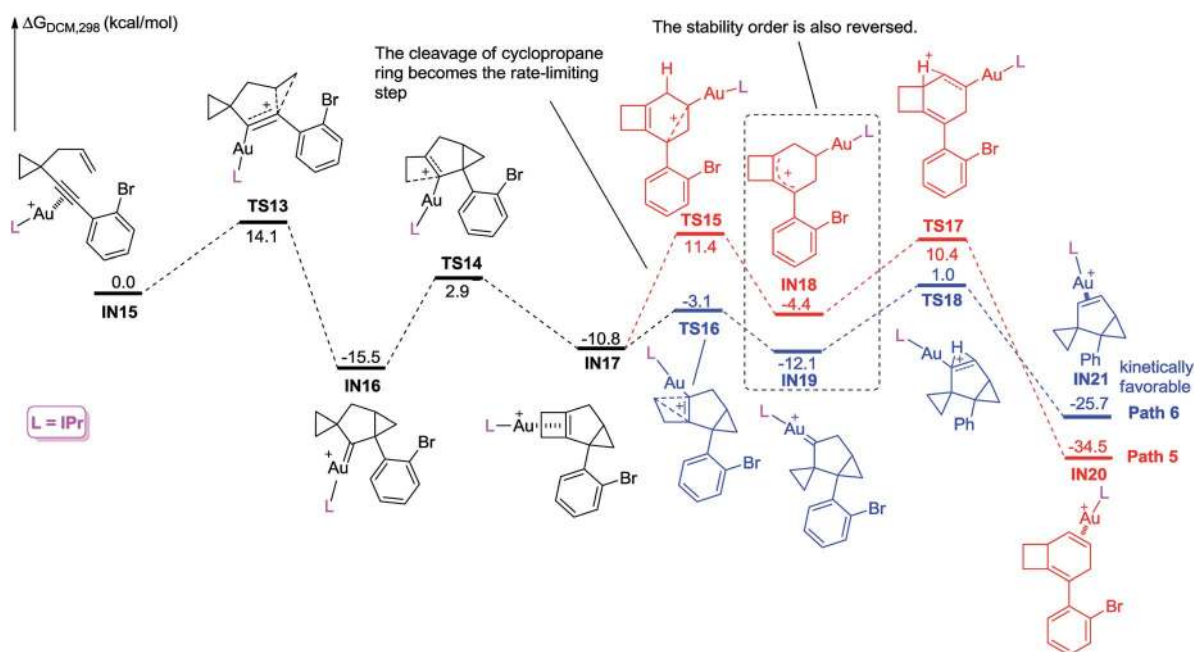
yield of product **3** was obtained using **IPr** as the ligand. There is no significant difference between the reaction energy profile along Path 4 and that along Path 6. The experimental results in Table 2 show that the catalysts affect the product selectivity, probably mainly due to the temperature effect, and are not significantly influenced by the ligand effect.

Rationalization of the temperature effect

The sterically bulky and electron-rich **IPr** ligand was crucial for the selective formation of product **4** at -30 °C because the gold complex **IPrAuNTf₂** also becomes sterically bulky and electron-rich and thus will be less reactive to activate the alkene unit in **4**. On the other hand, JohnPhos is a bulky phosphine ligand as well; however, it is not as electron-rich as **IPr**. Thus, compound **4** could be transformed into compound **5** at 0 °C. At higher temperature, compound **6** was produced as the final product.

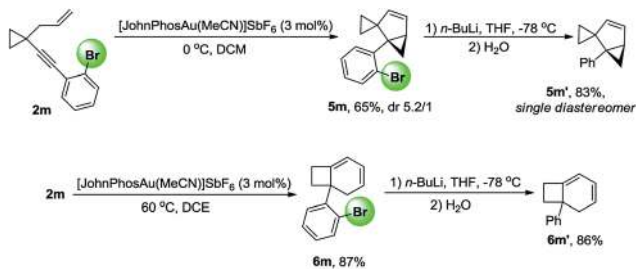
Compounds **5m** and **6m** could be transformed to compounds **5m'** and **6m'** by halogen-lithium exchange and subsequent quenching with water, indicating that the bromine atom at the *ortho* position can serve as a removable directing group to control the reaction pathway, and it can be easily removed when the reaction is complete (Scheme 12).

In conclusion, a novel gold(I)-catalyzed cycloisomerization of 1,5-enynes containing a cyclopropane ring has been developed. The cyclopropane functionality in the substrates has a great influence on the reaction pathway,¹⁹ and the suggested gold carbene intermediate **I** involving two cyclopropyl moieties is critical to result in the divergent reaction pathways. With this methodology, cyclobutane-fused 1,4-cyclohexadiene, 1,3-



Scheme 11 Calculated reaction pathway for the reaction of **2m** having an aryl group with an *ortho* substituent, using **IPr** as the ligand.





Scheme 12 Removable bromine atom controls the reaction outcome.

cyclohexadiene, tricyclic cyclobutene and bicyclopropane derivatives can be selectively synthesized in high yields. A plausible mechanism has been proposed according to the deuterium labeling and intermediate trapping experiments and theoretical investigations. The dramatic *ortho*-substituent effects have been investigated through DFT calculations, which rationalized the experimental findings. Further efforts to expand the application of this novel gold(i)-catalyzed reaction are underway, and the results will be published in due course.

Computational methods

All DFT calculations were performed with the Gaussian 09 program.²¹ The geometries of all minima and transition states have been optimized using the PBE1PBE functional.²³ The SDD basis set and pseudopotential were used for the gold atom, and the 6-31G(d) basis set was used for other atoms. The subsequent frequency calculations on the stationary points were carried out at the same level of theory to ascertain the nature of the stationary points as minima or first-order saddle points on the respective potential energy surfaces. All transition states were characterized by one and only one imaginary frequency pertaining to the desired reaction coordinate. The intrinsic reaction coordinate (IRC) calculations were carried out at the same level of theory to further authenticate the transition states. The conformational space of the flexible systems has first been searched manually. Thermochemical corrections to 298.15 K have been calculated for all minima from unscaled vibrational frequencies obtained at this same level. The solvent effect was estimated by the IEFPCM method²² with radii and nonelectrostatic terms for the SMD solvation model²⁴ in dichloromethane ($\epsilon = 8.93$). Solution-phase single point energy calculations (SDD basis set and pseudopotential used for the gold atom, and the 6-31+G(d,p) basis set used for other atoms) were performed based on the gas-phase optimized structures.

Acknowledgements

We are grateful for the financial support from the National Basic Research Program of China (973)-2015CB856603, and the National Natural Science Foundation of China (20472096, 21372241, 21361140350, 20672127, 21421091, 21372250, 21121062, 21302203, 20732008, and 21572052).

Notes and references

- For selected reviews, see: (a) A. Marinetti, H. Jullien and A. Voituriez, *Chem. Soc. Rev.*, 2012, **41**, 4884; (b) S. I. Lee and N. Chatani, *Chem. Commun.*, 2009, 371; (c) H. C. Shen, *Tetrahedron*, 2008, **64**, 7847; (d) H. Villar, M. Frings and C. Bolm, *Chem. Soc. Rev.*, 2007, **36**, 55; (e) C. Bruneau, *Angew. Chem., Int. Ed.*, 2005, **44**, 2328.
- (a) W. Zi, H. Wu and F. D. Toste, *J. Am. Chem. Soc.*, 2015, **137**, 3225; (b) C. M. Schienebeck, P. J. Robichaux, X. Li, L. Chen and W. Tang, *Chem. Commun.*, 2013, **49**, 2616; (c) G.-Q. Chen and M. Shi, *Chem. Commun.*, 2013, **49**, 698; (d) S. Ghorpade, M.-D. Su and R.-S. Liu, *Angew. Chem., Int. Ed.*, 2013, **52**, 4229; (e) X. Li, W. Song and W. Tang, *J. Am. Chem. Soc.*, 2013, **135**, 16797; (f) X. Z. Shu, X. Li, D. Shu, S. Huang, C. M. Schienebeck, X. Zhou, P. J. Robichaux and W. Tang, *J. Am. Chem. Soc.*, 2012, **134**, 5211; (g) X. Z. Shu, S. Huang, D. Shu, I. A. Guzei and W. Tang, *Angew. Chem., Int. Ed.*, 2011, **50**, 8153; (h) D. Vasu, A. Das and R.-S. Liu, *Chem. Commun.*, 2010, **46**, 4115; (i) A. Buzas and F. Gagosz, *J. Am. Chem. Soc.*, 2006, **128**, 12614; (j) N. Marion, S. Diez-González, P. de Frémont, A. R. Noble and S. P. Nolan, *Angew. Chem., Int. Ed.*, 2006, **45**, 3647; (k) X. Shi, D. J. Gorin and F. D. Toste, *J. Am. Chem. Soc.*, 2005, **127**, 5802.
- (a) K. Ji, Z. Zheng, Z. Wang and L. Zhang, *Angew. Chem., Int. Ed.*, 2015, **54**, 1245; (b) H. Zheng, R. J. Felix and M. R. Gagné, *Org. Lett.*, 2014, **16**, 2272; (c) C.-H. Chen, Y.-C. Tsai and R.-S. Liu, *Angew. Chem., Int. Ed.*, 2013, **52**, 4599; (d) Z. Cao and F. Gagosz, *Angew. Chem., Int. Ed.*, 2013, **52**, 9014; (e) E. Soriano and J. Marco-Contelles, *J. Org. Chem.*, 2012, **77**, 6231; (f) D. Vasu, H.-H. Hung, S. Bhunia, S. A. Gawade, A. Das and R.-S. Liu, *Angew. Chem., Int. Ed.*, 2011, **50**, 6911; (g) C. Li, Y. Zeng, H. Zhang, J. Feng, Y. Zhang and J. Wang, *Angew. Chem., Int. Ed.*, 2010, **49**, 6413; (h) Y. Horino, T. Yamamoto, K. Ueda, S. Kuroda and F. D. Toste, *J. Am. Chem. Soc.*, 2009, **131**, 2809; (i) K. Fukamizu, Y. Miyake and Y. Nishibayashi, *Angew. Chem., Int. Ed.*, 2009, **48**, 2534; (j) J. Sun, M. P. Conley, L. Zhang and S. A. Kozmin, *J. Am. Chem. Soc.*, 2006, **128**, 9705; (k) S. Wang and L. Zhang, *J. Am. Chem. Soc.*, 2006, **128**, 14274; (l) F. Gagosz, *Org. Lett.*, 2005, **7**, 4129; (m) L. Zhang and S. A. Kozmin, *J. Am. Chem. Soc.*, 2005, **127**, 6962; (n) L. Zhang and S. A. Kozmin, *J. Am. Chem. Soc.*, 2004, **126**, 11806; (o) Y. Harrak, C. Blaszykowski, M. Bernard, K. Cariou, E. Mainetti, V. Mouries, A. L. Dhimane, L. Fensterbank and M. Malacria, *J. Am. Chem. Soc.*, 2004, **126**, 8656; (p) V. Mamane, T. Gress, H. Krause and A. Fürstner, *J. Am. Chem. Soc.*, 2004, **126**, 8654; (q) M. R. Luzung, J. P. Markham and F. D. Toste, *J. Am. Chem. Soc.*, 2004, **126**, 10858.
- (a) K. Masutomi, K. Noguchi and K. Tanaka, *J. Am. Chem. Soc.*, 2014, **136**, 7627; (b) T. Matsuda and Y. Sakurai, *J. Org. Chem.*, 2014, **79**, 2739; (c) E. Tudela, J. González, R. Vicente, J. Santamaría, M. A. Rodríguez and A. Ballesteros, *Angew. Chem., Int. Ed.*, 2014, **53**, 12097; (d) X. R. Song, X. F. Xia, Q. B. Song, F. Yang, Y. X. Li, X. Y. Liu



- and Y. M. Liang, *Org. Lett.*, 2012, **14**, 3344; (e) S. A. Gawade, S. Bhunia and R.-S. Liu, *Angew. Chem., Int. Ed.*, 2012, **51**, 7835; (f) A. Escribano-Cuesta, P. Pérez-Galán, E. Herrero-Gómez, M. Sekine, A. C. A. Braga, F. Maseras and A. M. Echavarren, *Org. Biomol. Chem.*, 2012, **10**, 6105; (g) W. Wang, J. Yang, F. Wang and M. Shi, *Organometallics*, 2011, **30**, 3859; (h) C. R. Solorio-Alvarado and A. M. Echavarren, *J. Am. Chem. Soc.*, 2010, **132**, 11881; (i) P. Mauleón, J. L. Krinsky and F. D. Toste, *J. Am. Chem. Soc.*, 2009, **131**, 4513; (j) K. Ota, S. I. Lee, J. M. Tang, M. Takachi, H. Nakai, T. Morimoto, H. Sakurai, K. Kataoka and N. Chatani, *J. Am. Chem. Soc.*, 2009, **131**, 15203; (k) Y. Zou, D. Garayalde, Q. Wang, C. Nevado and A. Goeke, *Angew. Chem., Int. Ed.*, 2008, **47**, 10110; (l) D. J. Gorin, I. D. G. Watson and F. D. Toste, *J. Am. Chem. Soc.*, 2008, **130**, 3736; (m) C. Ferrer, M. Raducan, C. Nevado, C. K. Claverie and A. M. Echavarren, *Tetrahedron*, 2007, **63**, 6306; (n) E. Jiménez-Núñez, C. K. Claverie, C. Nieto-Oberhuber and A. M. Echavarren, *Angew. Chem., Int. Ed.*, 2006, **45**, 5452; (o) S. Couty, C. Meyer and J. Cossy, *Angew. Chem., Int. Ed.*, 2006, **45**, 6726; (p) C. Nieto-Oberhuber, S. López, M. P. Muñoz, D. J. Cárdenas, E. Buñuel, C. Nevado and A. M. Echavarren, *Angew. Chem., Int. Ed.*, 2005, **44**, 6146; (q) C. Nieto-Oberhuber, M. P. Muñoz, E. Buñuel, C. Nevado, D. J. Cárdenas and A. M. Echavarren, *Angew. Chem., Int. Ed.*, 2004, **43**, 2402; (r) A. S. K. Hashmi, T. M. Frost and J. W. Bats, *J. Am. Chem. Soc.*, 2000, **122**, 11553.
- 5 (a) D. B. Huple and R.-S. Liu, *Chem. Commun.*, 2012, **48**, 10975; (b) A. S. K. Hashmi, J. P. Weyrauch, M. Rudolph and E. Kurpejović, *Angew. Chem., Int. Ed.*, 2004, **43**, 6545.
- 6 (a) D. J. Gorin and F. D. Toste, *Nature*, 2007, **446**, 395; (b) M. Pernpointner and A. S. K. Hashmi, *J. Chem. Theory Comput.*, 2009, **5**, 2717; (c) D. Wang, R. Cai, S. Sharma, J. Jirak, S. K. Thummanapelli, N. G. Akhmedov, H. Zhang, X. Liu, J. L. Petersen and X. Shi, *J. Am. Chem. Soc.*, 2012, **134**, 9012; (d) W. Wang, G. B. Hammond and B. Xu, *J. Am. Chem. Soc.*, 2012, **134**, 5697; (e) A. S. K. Hashmi, L. Schwarz, J.-H. Choi and T. M. Frost, *Angew. Chem., Int. Ed.*, 2000, **39**, 2285.
- 7 For reviews on gold catalysis see: (a) D. Pflästerera and A. S. K. Hashmi, *Chem. Soc. Rev.*, 2016, **45**, 1331; (b) R. Dorel and A. M. Echavarren, *Chem. Rev.*, 2015, **115**, 9028; (c) M. Jia and M. Bandini, *ACS Catal.*, 2015, **5**, 1638; (d) D. Qian and J. Zhang, *Chem. Soc. Rev.*, 2015, **44**, 677; (e) C. Obradors and A. M. Echavarren, *Chem. Commun.*, 2014, **50**, 16; (f) C. Obradors and A. M. Echavarren, *Acc. Chem. Res.*, 2014, **47**, 902; (g) A. Fürstner, *Acc. Chem. Res.*, 2014, **47**, 925; (h) L. P. Liu and G. B. Hammond, *Chem. Soc. Rev.*, 2012, **41**, 3129; (i) M. Rudolph and A. S. K. Hashmi, *Chem. Soc. Rev.*, 2012, **41**, 2448; (j) F. López and J. L. Mascareñas, *Beilstein J. Org. Chem.*, 2011, **7**, 1075–1094; (k) A. S. K. Hashmi, *Angew. Chem., Int. Ed.*, 2010, **49**, 5232; (l) L. Zhang, S. Wang and G. Zhang, *Synlett*, 2010, 692; (m) N. D. Shapiro and F. D. Toste, *Synlett*, 2010, 675; (n) E. Soriano and J. Marco-Contelles, *Acc. Chem. Res.*, 2009, **42**, 1026; (o) A. Fürstner, *Chem. Soc. Rev.*, 2009, **38**, 3208; (p) N. Marion and S. P. Nolan, *Chem. Soc. Rev.*, 2008, **37**, 1776; (q) A. S. Hashmi and M. Rudolph, *Chem. Soc. Rev.*, 2008, **37**, 1766; (r) Z. Li, C. Brouwer and C. He, *Chem. Rev.*, 2008, **108**, 3239; (s) E. Jiménez-Núñez and A. M. Echavarren, *Chem. Rev.*, 2008, **108**, 3326; (t) D. J. Gorin, B. D. Sherry and F. D. Toste, *Chem. Rev.*, 2008, **108**, 3351; (u) V. Michelet, P. Y. Toullec and J. P. Genet, *Angew. Chem., Int. Ed.*, 2008, **47**, 4268; (v) A. S. K. Hashmi, *Chem. Rev.*, 2007, **107**, 3180; (w) L. Zhang, J. Sun and S. A. Kozmin, *Adv. Synth. Catal.*, 2006, **348**, 2271.
- 8 For reviews on cyclopropane chemistry, see: (a) M. A. A. Walczak, T. Krainz and P. Wipf, *Acc. Chem. Res.*, 2015, **48**, 1149; (b) L. Jiao and Z.-X. Yu, *J. Org. Chem.*, 2013, **78**, 6842; (c) M. Shi, J.-M. Lu, Y. Wei and L.-X. Shao, *Acc. Chem. Res.*, 2012, **45**, 641; (d) B.-L. Lu, L. Dai and M. Shi, *Chem. Soc. Rev.*, 2012, **41**, 3318; (e) Z.-B. Zhu, Y. Wei and M. Shi, *Chem. Soc. Rev.*, 2011, **40**, 5534; (f) M. Rubin, M. Rubina and V. Gevorgyan, *Chem. Rev.*, 2007, **107**, 3117; (g) M. Yu and B. L. Pagenkopf, *Tetrahedron*, 2005, **61**, 321; (h) H. U. Reissig and R. Zimmer, *Chem. Rev.*, 2003, **103**, 1151; (i) A. Brandi, S. Cicchi, F. M. Cordero and A. Goti, *Chem. Rev.*, 2003, **103**, 1213; (j) E. Nakamura and S. Yamago, *Acc. Chem. Res.*, 2002, **35**, 867; (k) M. Lautens, W. Klute and W. Tam, *Chem. Rev.*, 1996, **96**, 49; (l) H. N. C. Wong, M. Y. Hon, C. W. Tse, Y. C. Yip, J. Tanko and T. Hudlicky, *Chem. Rev.*, 1989, **89**, 165.
- 9 (a) C. F. Wilcox, L. M. Loew and R. Hoffmann, *J. Am. Chem. Soc.*, 1973, **95**, 8192; (b) H. S. Tremper and D. D. Shillady, *J. Am. Chem. Soc.*, 1969, **91**, 6341.
- 10 (a) M. Hanack and H. J. Schneider, *Angew. Chem., Int. Ed. Engl.*, 1967, **6**, 666; (b) S. Sarel, E. Breuer, S. Ertag and R. Salamon, *Isr. J. Chem.*, 1963, **1**, 451; (c) E. Vogel, *Angew. Chem.*, 1960, **72**, 4.
- 11 (a) G. Seidel, R. Mynott and A. Fürstner, *Angew. Chem., Int. Ed.*, 2009, **48**, 2510; (b) D. Benitez, N. D. Shapiro, E. Tkatchouk, Y. Wang, W. A. Goddard III and F. D. Toste, *Nat. Chem.*, 2009, **1**, 482; (c) A. M. Echavarren, *Nat. Chem.*, 2009, **1**, 431; (d) A. Fürstner and L. Morency, *Angew. Chem., Int. Ed.*, 2008, **47**, 5030.
- 12 (a) H.-H. Liao and R.-S. Liu, *Chem. Commun.*, 2011, **47**, 1339; (b) C.-W. Li, K. Pati, G.-Y. Lin, S. M. Abu Sohel, H.-H. Hung and R.-S. Liu, *Angew. Chem., Int. Ed.*, 2010, **49**, 9891; (c) F. Kleinbeck and F. D. Toste, *J. Am. Chem. Soc.*, 2009, **131**, 9178; (d) G. Zhang, X. Huang, G. Li and L. Zhang, *J. Am. Chem. Soc.*, 2008, **130**, 1814; (e) S. G. Sethofer, S. T. Staben, O. Y. Hung and F. D. Toste, *Org. Lett.*, 2008, **10**, 4315; (f) G. Li, X. Huang and L. Zhang, *J. Am. Chem. Soc.*, 2008, **130**, 6944; (g) J. Zhang and H. G. Schmalz, *Angew. Chem., Int. Ed.*, 2006, **45**, 6704; (h) J. P. Markham, S. T. Staben and F. D. Toste, *J. Am. Chem. Soc.*, 2005, **127**, 9708; (i) R. J. Felix, D. Weber, O. Gutierrez, D. J. Tantillo and M. R. Gagné, *Nat. Chem.*, 2012, **4**, 405–409.
- 13 (a) G.-Q. Chen, X.-N. Zhang, Y. Wei, X.-Y. Tang and M. Shi, *Angew. Chem., Int. Ed.*, 2014, **53**, 8492; (b) G.-Q. Chen, X.-Y. Tang and M. Shi, *Chem. Commun.*, 2012, **48**, 2340; (c) B. L. Lu and M. Shi, *Angew. Chem., Int. Ed.*, 2011, **50**, 12027; (d) W. Li, W. Yuan, M. Shi, E. Hernandez and G. Li,



- Org. Lett.*, 2010, **12**, 64; (e) M. Shi, L. P. Liu and J. Tang, *J. Am. Chem. Soc.*, 2006, **128**, 7430.
- 14 (a) L. Ricard and F. Gagosz, *Organometallics*, 2007, **26**, 4704; (b) N. Mézailles, L. Ricard and F. Gagosz, *Org. Lett.*, 2005, **7**, 4133.
- 15 The crystal data of **3n** have been deposited in the CCDC with number 1048653. The crystal data of **5b** have been deposited in the CCDC with number 1033827. The crystal data of **6c** have been deposited in the CCDC with number 1036129.
- 16 (a) K. Sakai, T. Kochi and F. Kakiuchi, *Org. Lett.*, 2013, **15**, 1024; (b) A. Nishimura, M. Ohashi and S. Ogoshi, *J. Am. Chem. Soc.*, 2012, **134**, 15692; (c) V. López-Carrillo and A. MEchavarren, *J. Am. Chem. Soc.*, 2010, **132**, 9292; (d) G. Hilt, A. Paul and J. Treutwein, *Org. Lett.*, 2010, **12**, 1536; (e) Y. Odabachian and F. Gagosz, *Adv. Synth. Catal.*, 2009, **351**, 379; (f) N. Gauvry, C. Lescop and F. Huet, *Eur. J. Org. Chem.*, 2006, 5207; (g) A. Fürstner, P. W. Davies and T. Gress, *J. Am. Chem. Soc.*, 2005, **127**, 8244; (h) R. F. Sweis, M. P. Schramm and S. A. Kozmin, *J. Am. Chem. Soc.*, 2004, **126**, 7442.
- 17 (a) Y. Wang, M. E. Muratore, Z. Rong and A. M. Echavarren, *Angew. Chem., Int. Ed.*, 2014, **53**, 14022; (b) R. O. C. Norman, W. J. E. Parr and C. B. Thomas, *J. Chem. Soc., Perkin Trans. 1*, 1976, 1983; (c) R. O. C. Norman, W. J. E. Parr and C. B. Thomas, *J. Chem. Soc., Perkin Trans. 1*, 1976, 811.
- 18 (a) T. J. Brown and R. A. Widenhoefer, *Angew. Chem., Int. Ed.*, 2013, **52**, 6259; (b) P. Mukherjee and R. A. Widenhoefer, *Angew. Chem., Int. Ed.*, 2012, **51**, 1405; (c) M. Jiang, L. P. Liu, M. Shi and Y. Li, *Org. Lett.*, 2010, **12**, 116; (d) T. J. Brown, M. G. Dickens and R. A. Widenhoefer, *J. Am. Chem. Soc.*, 2009, **131**, 6350.
- 19 (a) R. Dorel and A. M. Echavarren, *J. Org. Chem.*, 2015, **80**, 7321; (b) Y. Wang, M. E. Muratore and A. M. Echavarren, *Chem.–Eur. J.*, 2015, **21**, 7332; (c) R. E. M. Brooner and R. A. Widenhoefer, *Chem. Commun.*, 2014, **50**, 2420; (d) R. J. Harris and R. A. Widenhoefer, *Angew. Chem., Int. Ed.*, 2014, **53**, 9369; (e) I. Piel, M. Steinmetz, K. Hirano, R. Frohlich, S. Grimme and F. Glorius, *Angew. Chem., Int. Ed.*, 2011, **50**, 4983.
- 20 When the cyclopropane was replaced with two methyl groups, the reaction outcome was different. See: ref. 3p.
- 21 M. J. Frisch, G. W. Trucks, H. B. Schlegel, G. E. Scuseria, M. A. Robb, J. R. Cheeseman, G. Scalmani, V. Barone, B. Mennucci, G. A. Petersson, H. Nakatsuji, M. Caricato, X. Li, H. P. Hratchian, A. F. Izmaylov, J. Bloino, G. Zheng, J. L. Sonnenberg, M. Hada, M. Ehara, K. Toyota, R. Fukuda, J. Hasegawa, M. Ishida, T. Nakajima, Y. Honda, O. Kitao, H. Nakai, T. Vreven, J. A. Montgomery Jr, J. E. Peralta, F. Ogliaro, M. Bearpark, J. J. Heyd, E. Brothers, K. N. Kudin, V. N. Staroverov, R. Kobayashi, J. Normand, K. Raghavachari, A. Rendell, J. C. Burant, S. S. Iyengar, J. Tomasi, M. Cossi, N. Rega, N. J. Millam, M. Klene, J. E. Knox, J. B. Cross, V. Bakken, C. Adamo, J. Jaramillo, R. Gomperts, R. E. Stratmann, O. Yazyev, A. J. Austin, R. Cammi, C. Pomelli, J. W. Ochterski, R. L. Martin, K. Morokuma, V. G. Zakrzewski, G. A. Voth, P. Salvador, J. J. Dannenberg, S. Dapprich, A. D. Daniels, O. Farkas, J. B. Foresman, J. V. Ortiz, J. Cioslowski and D. J. Fox, *Gaussian 09, revision A.01*, Gaussian, Inc., Wallingford, CT, 2009.
- 22 (a) J. P. Perdew, K. Burke and M. Ernzerhof, *Phys. Rev. Lett.*, 1996, **77**, 3865; (b) J. P. Perdew, K. Burke and M. Ernzerhof, *Phys. Rev. Lett.*, 1997, **78**, 1396; (c) C. Adamo and V. Barone, *J. Chem. Phys.*, 1999, **110**, 6158.
- 23 (a) E. Cancès, B. Mennucci and J. Tomasi, *J. Chem. Phys.*, 1997, **107**, 3032; (b) B. Mennucci and J. Tomasi, *J. Chem. Phys.*, 1997, **106**, 5151.
- 24 A. V. Marenich, C. J. Cramer and D. G. Truhlar, *J. Phys. Chem. B*, 2009, **113**, 6378.

