

Diverse Variability of O and B Stars Revealed from 2-minute Cadence Light Curves in Sectors 1 and 2 of the TESS Mission: Selection of an Asteroseismic Sample

— [Source link](#) 

M. G. Pedersen, S. Chowdhury, Cole Johnston, Dominic M. Bowman ...+19 more authors

Institutions: [Katholieke Universiteit Leuven](#), [Radboud University Nijmegen](#), [Royal Observatory of Belgium](#), [Paris Diderot University](#) ...+10 more institutions

Published on: 22 Jan 2019 - [arXiv: Solar and Stellar Astrophysics](#)

Topics: [Stars](#), [Asteroseismology](#), [Exoplanet](#), [Stellar structure](#) and [Light curve](#)

Related papers:

- [Diverse Variability of O and B Stars Revealed from 2-minute Cadence Light Curves in Sectors 1 and 2 of the TESS Mission: Selection of an Asteroseismic Sample](#)
- [Variability of OB stars from TESS southern Sectors 1-13 and high-resolution IACOB and OWN spectroscopy](#)
- [A homogeneous spectroscopic analysis of a Kepler legacy sample of dwarfs for gravity-mode asteroseismology](#)
- [Detection of a large sample of \$\gamma\$ Doradus stars from Kepler space photometry and high-resolution ground-based spectroscopy](#)
- [An all-sky sample of intermediate- to high-mass OBA-type eclipsing binaries observed by TESS](#)

Share this paper:    

View more about this paper here: <https://typeset.io/papers/diverse-variability-of-o-and-b-stars-revealed-from-2-minute-50v2s3fbo7>

DIVERSE VARIABILITY OF O AND B STARS REVEALED FROM 2-MINUTE CADENCE LIGHT CURVES IN SECTORS 1 AND 2 OF THE TESS MISSION: SELECTION OF AN ASTEROSEISMIC SAMPLE

MAY G. PEDERSEN,¹ SOWGATA CHOWDHURY,² COLE JOHNSTON,¹ DOMINIC M. BOWMAN,¹ CONNY AERTS,^{1,3}
GERALD HANDLER,² PETER DE CAT,⁴ CORALIE NEINER,⁵ ALEXANDRE DAVID-URAZ,⁶ DEREK BUZASI,⁷
ANDREW TKACHENKO,¹ SERGIO SIMÓN-DÍAZ,⁸ EHSAN MORAVVEJI,¹ JAMES SIKORA,⁹ GIOVANNI M. MIROUH,¹⁰
CATHERINE C. LOVEKIN,¹¹ MATTEO CANTIELLO,^{12,13} JADWIGA DASZYŃSKA-DASZKIEWICZ,¹⁴ ANDRZEJ PIGULSKI,¹⁴
ROLAND K. VANDERSPEK,¹⁵ AND GEORGE R. RICKER¹⁵

¹*Instituut voor Sterrenkunde, KU Leuven, Celestijnenlaan 200D, 3001 Leuven, Belgium*

²*Nicolaus Copernicus Astronomical Center, Bartycka 18, 00-716 Warszawa, Poland*

³*Department of Astrophysics, IMAPP, Radboud University Nijmegen, PO Box 9010, NL-6500 GL Nijmegen, the Netherlands*

⁴*Royal Observatory of Belgium, Ringlaan 3, 1180 Brussel, Belgium*

⁵*LESIA, Paris Observatory, PSL University, CNRS, Sorbonne Université, Univ. Paris Diderot, Sorbonne Paris Cité, 5 place Jules Janssen, 92195 Meudon, France*

⁶*Department of Physics and Astronomy, University of Delaware, Newark, DE 19716, USA*

⁷*Dept. of Chemistry & Physics, Florida Gulf Coast University, 10501 FGCU Blvd. S., Fort Myers, FL 33965 USA*

⁸*(Instituto de Astrofísica de Canarias, 38200 La Laguna, Tenerife, Spain*

⁹*Department of Physics, Engineering Physics and Astronomy, Queens University, Kingston, ON K7L 3N6 Canada*

¹⁰*Astrophysics Research Group, Faculty of Engineering and Physical Sciences, University of Surrey, Guildford GU2 7XH, UK*

¹¹*Physics Department, Mount Allison University, Sackville, NB, E4L 1C6, Canada*

¹²*Center for Computational Astrophysics, Flatiron Institute, 162 5th Avenue, New York, NY 10010, USA*

¹³*Department of Astrophysical Sciences, Princeton University, Princeton, NJ 08544, USA*

¹⁴*Instytut Astronomiczny, Uniwersytet Wrocławski, Kopernika 11, 51-611 Wrocław, Poland*

¹⁵*Department of Physics, and Kavli Institute for Astrophysics and Space Research, Massachusetts Institute of Technology, Cambridge, MA 02139, USA*

(Received XXXX; Revised YYYY; Accepted ZZZZ)

Submitted to ApJL

ABSTRACT

Uncertainties in stellar structure and evolution theory are largest for stars undergoing core convection on the main sequence. A powerful way to calibrate the free parameters used in the theory of stellar interiors is asteroseismology, which provides direct measurements of angular momentum and element transport. We report the detection and classification of new variable O and B stars using high-precision short-cadence (2-min) photometric observations assembled by the *Transiting Exoplanet Survey Satellite* (TESS). In our sample of 154 O and B stars, we detect a high percentage (90%) of variability. Among these we find 23 multiperiodic pulsators, 6 eclipsing binaries, 21 rotational variables, and 25 stars with stochastic low-frequency variability. Several additional variables overlap between these categories. Our study of O and B stars not only demonstrates the high data quality achieved by TESS for optimal studies of the variability of the most massive stars in the Universe, but also represents the first step towards the selection and composition of a large sample of O and B pulsators with high potential for joint asteroseismic and spectroscopic modeling of their interior structure with unprecedented precision.

Keywords: asteroseismology — stars: massive — stars: evolution — stars: oscillations — stars: rotation — binaries: general

1. INTRODUCTION

The variability of stars born with a mass $M \geq 3M_{\odot}$ is diverse in terms of periodicity (minutes to centuries)

and amplitude (μmag to mag , see e.g. [Aerts et al. 2010](#)). Here, we are concerned with dwarfs, giants, and supergiants, of spectral type O or B. Such stars have a high binarity rate, a phenomenon that cannot be ignored when testing stellar evolution theory ([Sana et al. 2014](#); [Almeida et al. 2017](#); [Schneider et al. 2018](#)). Throughout their life, these stars are also subject to a strong variable radiation-driven wind (e.g. [Lucy & Solomon 1970](#); [Castor et al. 1975](#); [Owocki & Rybicki 1984](#); [Krtićka & Feldmeier 2018](#)).

Compared to other classes of variables, O stars have hardly been monitored with high-precision long-duration space photometry – see Table 3 in [Buysschaert et al. \(2015\)](#) for a summary of space photometric time-series studies of O stars, and more recent studies of their descendants including [Pablo et al. \(2017\)](#); [Johnston et al. \(2017\)](#); [Buysschaert et al. \(2017b\)](#); [Aerts et al. \(2018a\)](#); [Simón-Díaz et al. \(2018\)](#); [Ramiramantsoa et al. \(2018a,b\)](#). Aside from single and multiperiodic pulsational, binary and rotational variability, these studies also revealed stochastic low-frequency variability. This observed phenomenon was interpreted in terms of internal gravity waves (IGWs) by [Aerts & Rogers \(2015\)](#). The observational signatures of IGWs have meanwhile been investigated systematically from CoRoT and K2 data by [Bowman et al. \(2018\)](#) and [Bowman et al. \(submitted\)](#), respectively. They offer an entirely new way of asteroseismic investigation by bridging 3D hydrodynamical simulations of stochastically excited waves and 1D theory of stellar interiors ([Aerts et al. 2019](#), Fig. 1).

Classical gravity-mode asteroseismology, i.e., forward modeling of the frequencies of coherent identified gravity modes (see [Aerts et al. 2018b](#), for the methodology), has so far been limited to some 40 stars of spectral type B or F, covering the mass range $M \in [1.3, 8] M_{\odot}$ and rotation rates from almost zero up to 80% of critical breakup. This revealed the capacity of high-precision ($\sim 10\%$) mass estimation of single stars (see [Moravveji et al. 2015, 2016](#); [Szewczuk & Daszyńska-Daszkiewicz 2018](#), for B stars and [Mombarg et al. \(submitted\)](#) for F stars) and of binaries ([Kallinger et al. 2017](#); [Johnston et al. 2019](#)). So far, these asteroseismic studies using space photometry revealed almost rigid rotation for the stars whose near-core (Ω_{core}) and envelope (Ω_{env}) rotation could be estimated, following the few earlier results of $\Omega_{\text{core}}/\Omega_{\text{env}} \in [1, 5]$ from ground-based asteroseismology of early-B stars (see [Aerts 2015](#), for a summary). These asteroseismic findings challenge current angular momentum transport theories across the entire mass range ([Aerts et al. 2019](#)).

This *Letter* introduces our dedicated study to investigate single and binary O and B stars with the NASA *Transiting Exoplanet Survey Satellite* (TESS) mission ([Ricker et al. 2015](#)). In order to perform asteroseismology, one first needs to find suitable multiperiodic O and B pulsators. We achieve this by classifying the variability of 154 O and B stars observed in and proposed for short cadence mode by the *TESS Asteroseismic Science Consortium* (TASC). We present our classification and selection strategy for the 2-min cadence light curves obtained in Sectors 1 and 2 of the TESS mission.

2. METHOD

2.1. TESS light curve extraction

To study the variability of massive stars, we analyse a sample of 154 O and B stars observed by TESS with 2-min cadence, of which 40 are located in the Large Magellanic Cloud (LMC). These 154 stars were identified as O and B stars based on the spectral types provided in SIMBAD¹. The data treated here were obtained by TESS in Sectors 1 (July 25 – August 22, 2018) and 2 (August 23 – September 20, 2018) and are publicly available via the Mikulski Archive for Space Telescopes (MAST)². The extracted time series are in the format of reduced Barycentric Julian Date (BJD – 2457000) and stellar magnitudes, where the latter have been adjusted to show variability around zero by subtracting the mean. Where necessary, we performed detrending of long-term instrumental effects by means of subtracting a linear or low-order polynomial fit.

2.2. Classification procedure

We calculated amplitude spectra of all light curves using Discrete Fourier Transforms (DFT) following the method by [Kurtz \(1985\)](#). We used an oversampling factor of ten to ensure that all frequency peaks in the DFT are adequately sampled. The 2-min cadence of TESS results in a Nyquist frequency of 360 d^{-1} , which is sufficiently high to avoid a bias when extracting significant frequencies using iterative prewhitening. Amplitude suppression of variability in time series is negligible within the frequency range of interest for such high sampling ([Bowman 2017](#)). Based on visual inspection of the light curves and amplitude spectra by several of the authors independently, we provide the variability classification of all 154 O and B stars in Table 1 in Appendix A. We also report the number of available échelle spectra in the public ESO archive³ for each of the stars and the

¹ <http://simbad.u-strasbg.fr/simbad/>

² http://archive.stsci.edu/tess/all_products.html

³ http://archive.eso.org/eso/eso_archive_main.html

instrument used for the observations. This information is relevant for future studies of these 154 O and B stars. Figures of the light curves and amplitude spectra are made available electronically in Appendix B.

2.3. *Gaia* color-magnitude diagram

Asteroseismic modeling of stars with coherent oscillation modes can be optimally performed if at least one additional global stellar parameter (aside from the identified oscillation frequencies) can be measured with high precision. The availability of such an independent measurement helps to break degeneracies among the global and local stellar model parameters to be estimated (e.g., [Moravveji et al. 2015](#), Figs 5 and B.1). A model-independent mass from binarity ([Johnston et al. 2019](#)) or a high-precision (10%) spectroscopic estimate of the effective temperature ([Mombarg et al.](#), submitted) have been used to break degeneracies. Another useful quantity is a star’s luminosity ([Pedersen et al.](#), in preparation).

With this in mind, and to check the SIMBAD spectral types that went into the selection of our sample, we used *Gaia* DR2 photometry ([Gaia Collaboration et al. 2018a](#)) to place all sample stars in a color-magnitude diagram (CMD, Fig. 1). Each star was color-coded by its dominant variability type. The apparent *Gaia* G-band magnitudes were converted to absolute magnitudes M_G using the *Gaia* DR2 distances from [Bailer-Jones et al. \(2018\)](#). The colors were derived from the apparent *Gaia* BP and RP band magnitudes. All other stars observed in 2-min cadence by TESS in Sectors 1 and 2 with *Gaia* DR2 data available (20883 out of the 24816 TESS targets) were included as black dots. Using the same approach as in [Gaia Collaboration et al. \(2018b\)](#), the position of the stars in Fig. 1 have not been corrected for reddening or extinction, but we show a typical 2σ error bar for the positioning of the stars in the CMD. Two stars (TIC 197641601 = HD 207971 and TIC 354671857 = HD 14228) are outliers in the CMD (at BP-RP > 2). Although these stars are B stars, they are very bright ($V = 3.01$ and 3.57 , respectively), which explains the discrepant *Gaia* photometry.

The 151 out of 154 stars in our sample observed with *Gaia* shown in Fig. 1 constitute the first sample of variable O and B stars monitored at high cadence in high-precision space photometry, after the K2 sample monitored at 30-min cadence in [Bowman et al. \(submitted\)](#). These two samples, along with future ones assembled by the TESS mission, will reveal numerous O and B stars suitable for asteroseismic modeling. Such modeling requires a frequency precision better than 0.001 d^{-1} and pulsation mode identification for tens of modes ([Aerts](#)

[et al. 2018b](#)). In this way, we will extend the large *Kepler* samples of low-mass and intermediate-mass pulsators with estimation of their interior rotation profile discussed in [Aerts et al. \(2019\)](#) to higher masses. The interior rotation and chemical mixing profiles, will hence be calibrated asteroseismically for large samples of massive stars that will eventually explode as supernovae.

3. RESULTS

It is not possible to discuss each star in the sample individually. Here we focus on the binarity and pulsational properties, and briefly discuss the detection of rotational and/or magnetic properties of the sample. Out of 154 stars, 41 show clear variability in their light curves but their nature could not yet be uniquely identified. These stars are marked by open black circles in Fig. 1.

3.1. *Eclipsing binaries*

Eclipsing binaries (EBs) hold the potential to provide model-independent distance, radius, and mass estimates and are crucial calibrators for stellar evolution theory ([Torres et al. 2010](#), for a review). Unfortunately, the number of O and B stars in EBs observed with high-precision space photometry remains small compared to the thousands of binaries with low-mass components ([Kirk et al. 2016](#)).

Six of the stars in our sample were already known as EBs and we confirm this classification using the TESS data: HD 6882 (ζ Phe), HD 61644 (V455 Car), HD 224113 (AL Scl), HD 42933 (δ Pic), HD 31407 (AN Dor), and HD 46792 (AE Pic). Their light curves in Appendix B are of unprecedented quality and future modeling will improve their mass determinations. One of these stars (HD 42933) is known to have β Cep type pulsations detected from BRITe photometry ([Pigulski et al. 2017](#)). We confirm the variability. In addition, three objects (HD 224990, HD 269382 and HD 53921) were known spectroscopic binaries, while ten more (HD 269676, HD 68520, HD 19400, HD 53921, HD 2884, HD 46860, HD 208433, HD 37854, HD 209014 and CPD-60 944) were listed as double or multiple stars in SIMBAD; the TESS light curves of these 13 non-eclipsing binaries did not show traces of the binary nature. The only exception is HD 208433, which shows a single transit. In addition, we find four showing either ellipsoidal variation or rotational modulation: HD 268798, HD 222847, HD 20784 and HD 37935. None of these four stars have previously been identified as binaries, but HD 37935 is a known Be star.

HD 53921 is a known spectroscopic magnetic binary, which was identified as a Slowly Pulsating B (SPB) star by [De Cat & Aerts \(2002\)](#). From the high-quality

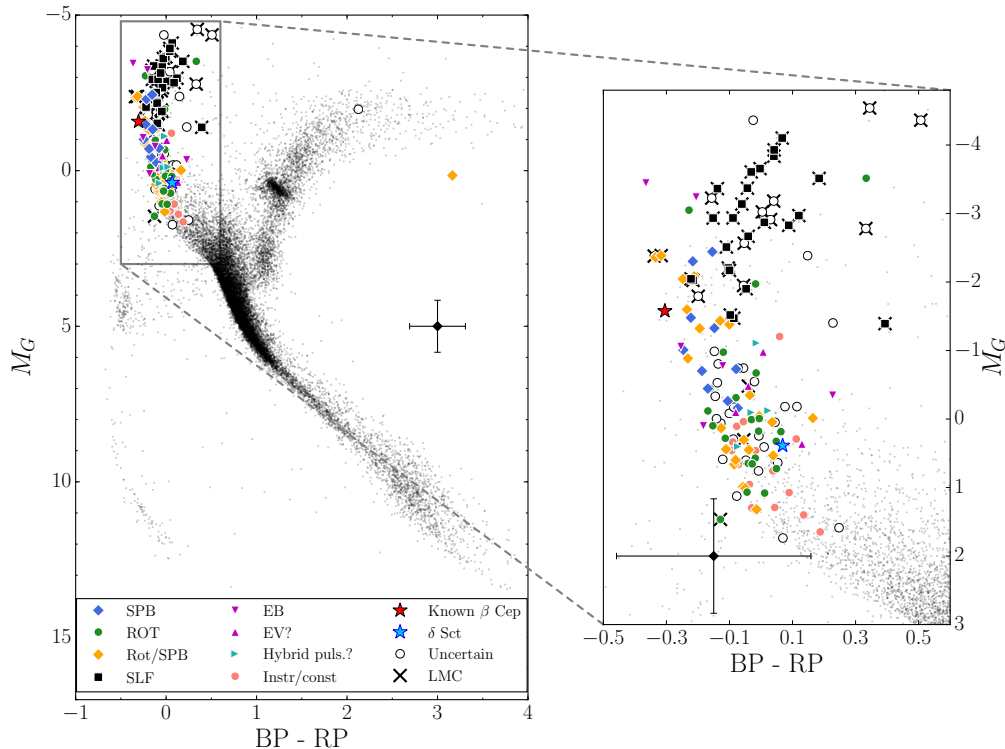


Figure 1. Classification results for O and B stars placed in a Gaia DR2 CMD. Black dots are the entire TESS sector 1 and 2 short-cadence stars also observed by Gaia, and open black circles corresponds to uncertain classification. The labels in the legend correspond to the following types of variability: SLF = Stochastic low-frequency signal, Instr/const = instrumental or constant, SPB = slowly pulsating B star, ROT = rotational modulation, ROT/SPB = rotational modulation and/or SPB, Hybrid puls.? = both p- and g-modes, EB = Eclipsing Binary, EV? = Ellipsoidal variable or rotational modulation, δ Set = δ Scuti star. The error bar shows a typical 2σ -error on the position in the CMD, shown in both panels. LMC members are indicated by a \times behind their variability symbol.

TESS light curves we find that the dominant frequency of 0.6054 d^{-1} shows a second harmonic. Based on this as well as the morphology of the light curve, we deduce that this frequency is caused by rotational modulation. This example illustrates how difficult g-mode asteroseismology from ground-based observations can be. This and other known magnetic stars in the sample are discussed in detail in David-Uraz et al. (in prep.).

In total, eight of these 19 binaries reveal pulsations. We show the phased light curve for a newly discovered binary pulsator (HD 61644=TIC 349907707) in Fig. 2. This result illustrates the promise of TESS to provide numerous pulsating O and B binaries suitable to calibrate stellar evolution models from binary asteroseismology (Johnston et al. 2019).

3.2. Pulsating stars

Coherent non-radial oscillation modes in O and B stars come in two main flavors: pressure modes with periods of a few hours (β Cep stars, spectral types from O9 to B3) and gravity modes with periods of order a few days (SPB stars, spectral types from late O to B9).

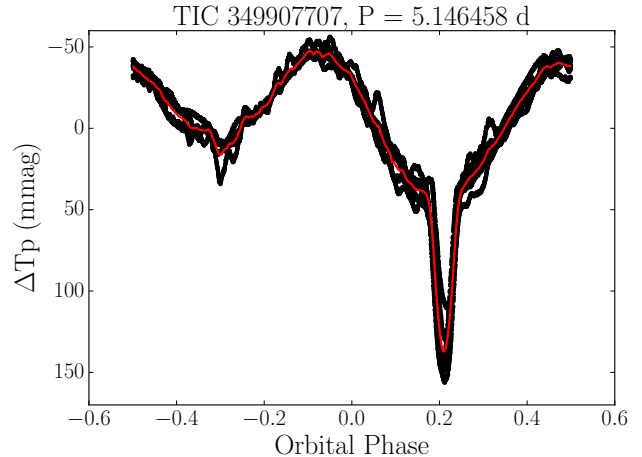


Figure 2. Phase folded light curve (black) of the known eclipsing binary HD 61644, showing the signature of pulsations. The red line shows the binned phase curve.

For a discussion on their early discoveries and pulsation properties, we refer to Aerts et al. (2010, Chapter 2). The space-based photometry assembled with MOST,

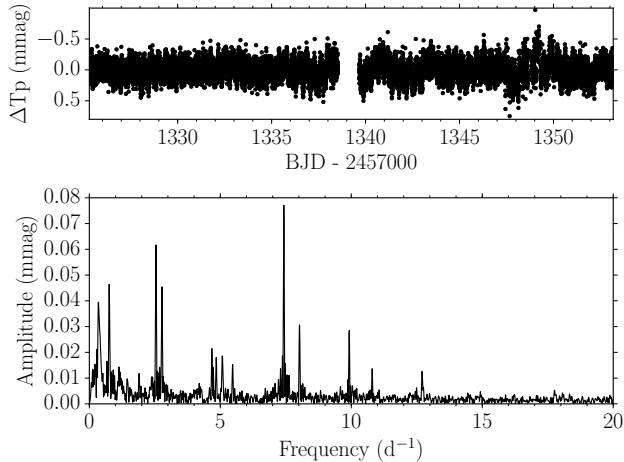


Figure 3. Example of a newly-discovered hybrid pulsator showing both SPB and β Cep type pulsations (TIC 469906369 = HD 212581). The TESS light curve and amplitude spectrum are shown in the top and bottom panels, respectively.

CoRoT, *Kepler*, K2, and BRIDE revealed that many O and B pulsators are *hybrids*, i.e., pulsators with both types of modes simultaneously. Such hybrid pulsators have proven to be a powerful tool for constraining opacities in the partial ionization layers responsible for the mode excitation. As an example, the detailed seismic modeling of ν Eri performed by [Daszyńska-Daszkiewicz et al. \(2017\)](#) revealed that a factor three increase in the opacity at $\log T = 5.46$ was needed to excite the g-modes in this star.

In total, we find 14 new O and B pulsators, among which 10 have gravity modes and four are potential hybrids. We show the light curve and DFT for one of the newly discovered hybrid stars in Fig. 3. One star in the sample, HN Aqr, is a known β Cep star and is discussed in [Handler et al. \(submitted\)](#). Future continued TESS and/or spectroscopic monitoring will be needed to assess the asteroseismic potential of these 14 pulsators in terms of frequency precision and mode identification.

3.3. Rotational variability

We classified 21 of the stars in our sample as rotational variables, one of which is labeled as a Wolf Rayet star in SIMBAD (HD 269582). Among these are three stars previously known to be magnetic: HD 223640 ([Bychkov et al. 2005](#); [Sikora et al. 2018](#)) and HD 53921 ([Hubrig et al. 2006](#); [Bagnulo et al. 2015](#)), as well as HD 65987 ([Bagnulo et al. 2015](#)). Rotational modulation is usually interpreted as due to temperature and/or chemical spots on the stellar surface caused by large-scale magnetic fields. We refer to the accompanying papers by [David-Uraz et al. \(in prep.\)](#) and [Balona et al. \(submit-](#)

ted) for an extensive discussion of the rotational modulation and magnetic properties of the sample.

The star HD 10144 (aka Achernar and α Eri) is a Be star rotating at 95% of critical breakup, whose stellar disk has been imaged by interferometry ([Dalla Vedova et al. 2017](#)). We find its dominant frequency to be 0.729 d^{-1} . Also HD 214748, HD 209522, HD 33599, HD 19818, HD 221507, HD 46860, HD 37974, HD 53048, CD-56 152, HD 209014, HD 37935, HD 68423, HD 224686 and HD 66194 were known to be Be stars prior to our study. While HD 221507 is known as a Be star, recent studies have shown that it lacks emission and has a low $v \sin i$ (e.g. [Arcos et al. 2017](#)).

In addition to the stars classified as rotational variables, we found 25 stars which show rotational modulation and/or SPB type variability. The simultaneous occurrence of rotation and pulsation frequencies in space photometry is not unusual, but there is only one case so far for which combined spectropolarimetric and asteroseismic modeling has been achieved: the hybrid magnetic β Cep/SPB star HD 43317 monitored by CoRoT ([Buysschaert et al. 2017a, 2018](#)). Our results are encouraging to expand the domain of magneto-asteroseismology.

3.4. Stochastic, low-frequency signatures

Stochastic, low-frequency (SLF) variability has been shown to be a common phenomenon in blue supergiants in both space-based photometry ([Bowman et al. 2018](#)) and spectroscopy ([Simón-Díaz et al. 2018](#)). Several theories may explain this variability, such as sub-surface convection, dynamical stellar winds and IGWs excited at the convective core boundary (see [Bowman et al. 2018](#), for a detailed discussion). In our sample of 154 O and B stars, we find 25 stars with SLF, all of which are classified as blue supergiants based on the spectral types from SIMBAD and occurring near the terminal age main sequence (TAMS). This is in agreement with the conclusions by [Bowman et al. \(submitted\)](#) from K2 photometry of such stars, and opens up an entirely new avenue of forward modeling of evolved OB stars at and beyond the TAMS to tune their angular momentum and element transport observationally.

3.5. Other types of variability

We found several stars with “outbursts” in their light curves (see Table 1 and Appendix B). Such outbursts may be connected with episodic mass loss, such as in Be stars, or flaring due to magnetic activity in low-mass stars. In some cases, the detected outbursts occur in various of the light curves at the same time and for the same duration. This signature is instrumental. For the

remainder of the targets, spectroscopic follow-up and a study of the pixel data is required to confirm that the outbursts are physical, rather than instrumental artefacts (Pedersen et al. 2017, Balona et al. submitted).

4. DISCUSSION AND CONCLUSIONS

We presented variability classification for 154 stars with spectral type O or B that were monitored in short-cadence (2-min) by the TESS mission in its Sectors 1 and 2. We found 138 to be variable at the TESS detection threshold. This is a high percentage of variability (90%) given that the time base of each sector is only 27 d, preventing longer-period variables from being discovered. We placed the 151 out of 154 targets with a Gaia DR2 parallax in a CMD (Fig. 1).

Our variability classification had the main goal to start compiling a large unbiased sample of O and B stars for future asteroseismology. Stars with multiple individual frequencies of identified coherent standing modes and/or low-frequency stochastically excited IGWs are suitable of asteroseismic probing. We found 15 single and 8 binary O and B coherent pulsators (i.e., 15% of the monitored stars) and 25 stars with stochastic low-frequency signatures (16%). All of these 25 stars are located in the LMC and cover a higher mass regime than the galactic targets. Unlike coherent modes, IGW driven by the convective core are independent of an iron opacity bump and should thus also be excited in low-metallicity stars. However, the low-frequency signal could also be produced by subsurface convection, which is strongly metal dependent (Cantiello et al. 2009). For all of the variable OB stars, an extension of the TESS light curve monitoring is needed to provide the frequency precision required for detailed asteroseismic modeling. Our ini-

tial study reveals the major potential of the combined long-term (+1 year) TESS, Gaia, and spectroscopic all-sky monitoring as already outlined by Kollmeier et al. (2017).

Acknowledgements: This paper includes data collected by the TESS mission. Funding for the TESS mission is provided by the NASA Explorer Program. Funding for the TESS Asteroseismic Science Operations Centre is provided by the Danish National Research Foundation (Grant agreement no.: DNR106), ESA PRODEX (PEA 4000119301) and Stellar Astrophysics Centre (SAC) at Aarhus University. We thank the TESS and TASC/TASOC teams for their support of the present work. This research has made use of the SIMBAD database, operated at CDS, Strasbourg, France. Some of the data presented in this paper were obtained from the Mikulski Archive for Space Telescopes (MAST). STScI is operated by the Association of Universities for Research in Astronomy, Inc., under NASA contract NAS5-2655. We acknowledge the ESO Science Archive Facility. The research leading to these results received funding and/or support from: the European Research Council (ERC) under the European Union’s Horizon 2020 research and innovation program (grant agreement No. 670519: MAMSIE), the Research Foundation Flanders (FWO) under the grant agreement G0H5416N (ERC runner-up grant), the STFC consolidated grant ST/R000603/1, the Polish NCN grant (no. 2015/17/B/ST9/02082, 2015/18/A/ST9/00578 and 2016/21/B/ST9/01126), and the Natural Science and Engineering Research Council (NSERC) of Canada. The Flatiron Institute is supported by the Simons Foundation.

REFERENCES

- Aerts, C. 2015, in IAU Symposium, Vol. 307, New Windows on Massive Stars, ed. G. Meynet, C. Georgy, J. Groh, & P. Stee, 154–164
- Aerts, C., Christensen-Dalsgaard, J., & Kurtz, D. W. 2010, *Asteroseismology*, Astronomy and Astrophysics Library, Springer-Verlag, Heidelberg
- Aerts, C., Mathis, S., & Rogers, T. 2019, *ARA&A*, in press (arXiv:1809.07779)
- Aerts, C., & Rogers, T. M. 2015, *ApJL*, 806, L33
- Aerts, C., Bowman, D. M., Símón-Díaz, S., et al. 2018a, *MNRAS*, 476, 1234
- Aerts, C., Molenberghs, G., Michielsen, M., et al. 2018b, *ApJS*, 237, 15
- Almeida, L. A., Sana, H., Taylor, W., et al. 2017, *A&A*, 598, A84
- Arcos, C., Jones, C. E., Sigut, T. A. A., Kanaan, S., & Curé, M. 2017, *ApJ*, 842, 48
- Bagnulo, S., Fossati, L., Landstreet, J. D., & Izzo, C. 2015, *A&A*, 583, A115
- Bailer-Jones, C. A. L., Rybizki, J., Fousneau, M., Mantelet, G., & Andrae, R. 2018, *AJ*, 156, 58
- Bowman, D. M. 2017, *Amplitude Modulation of Pulsation Modes in Delta Scuti Stars*, doi:10.1007/978-3-319-66649-5
- Bowman, D. M., Aerts, C., Johnston, C., et al. 2018, *A&A*, in press (arXiv1811.08023)

- Buysschaert, B., Aerts, C., Bowman, D. M., et al. 2018, *A&A*, 616, A148
- Buysschaert, B., Neiner, C., Briquet, M., & Aerts, C. 2017a, *A&A*, 605, A104
- Buysschaert, B., Aerts, C., Bloemen, S., et al. 2015, *MNRAS*, 453, 89
- Buysschaert, B., Neiner, C., Richardson, N. D., et al. 2017b, *A&A*, 602, A91
- Bychkov, V. D., Bychkova, L. V., & Madej, J. 2005, *A&A*, 430, 1143
- Cantiello, M., Langer, N., Brott, I., et al. 2009, *A&A*, 499, 279
- Castor, J. I., Abbott, D. C., & Klein, R. I. 1975, *ApJ*, 195, 157
- Dalla Vedova, G., Millour, F., Domiciano de Souza, A., et al. 2017, *A&A*, 601, A118
- Daszyńska-Daszkiewicz, J., Pamyatnykh, A. A., Walczak, P., et al. 2017, *MNRAS*, 466, 2284
- De Cat, P., & Aerts, C. 2002, *A&A*, 393, 965
- Gaia Collaboration, Brown, A. G. A., Vallenari, A., et al. 2018a, *A&A*, 616, A1
- Gaia Collaboration, Eyer, L., Rimoldini, L., et al. 2018b, *A&A*, in press, arXiv:1804.09382
- Hubrig, S., North, P., Schöller, M., & Mathys, G. 2006, *Astronomische Nachrichten*, 327, 289
- Johnston, C., Buysschaert, B., Tkachenko, A., Aerts, C., & Neiner, C. 2017, *MNRAS*, 469, L118
- Johnston, C., Tkachenko, A., Aerts, C., et al. 2019, *MNRAS*, 482, 1231
- Kallinger, T., Weiss, W. W., Beck, P. G., et al. 2017, *A&A*, 603, A13
- Kirk, B., Conroy, K., Prša, A., et al. 2016, *AJ*, 151, 68
- Kollmeier, J. A., Zasowski, G., Rix, H.-W., et al. 2017, *SDSS-V White Paper* (arXiv:1711.03234)
- Krtićka, J., & Feldmeier, A. 2018, *A&A*, 617, A121
- Kurtz, D. W. 1985, *MNRAS*, 213, 773
- Lucy, L. B., & Solomon, P. M. 1970, *ApJ*, 159, 879
- Moravveji, E., Aerts, C., Pápics, P. I., Triana, S. A., & Vandoren, B. 2015, *A&A*, 580, A27
- Moravveji, E., Townsend, R. H. D., Aerts, C., & Mathis, S. 2016, *ApJ*, 823, 130
- Owocki, S. P., & Rybicki, G. B. 1984, *ApJ*, 284, 337
- Pablo, H., Richardson, N. D., Fuller, J., et al. 2017, *MNRAS*, 467, 2494
- Pedersen, M. G., Antoci, V., Korhonen, H., et al. 2017, *MNRAS*, 466, 3060
- Pigulski, A., Jerzykiewicz, M., Ratajczak, M., Michalska, G., & Zahajkiewicz, E. 2017, in *Second BRITE-Constellation Science Conference: Small satellites—big science*, Proceedings of the Polish Astronomical Society volume 5, pp.120-127, ed. K. Zwintz & E. Poretti, 120–127
- Ramiamananantsoa, T., Ratnasingam, R., Shenar, T., et al. 2018a, *MNRAS*, 480, 972
- Ramiamananantsoa, T., Moffat, A. F. J., Harmon, R., et al. 2018b, *MNRAS*, 473, 5532
- Ricker, G. R., Winn, J. N., Vanderspek, R., et al. 2015, *Journal of Astronomical Telescopes, Instruments, and Systems*, 1, 014003
- Sana, H., Le Bouquin, J.-B., Lacour, S., et al. 2014, *ApJS*, 215, 15
- Schneider, F. R. N., Sana, H., Evans, C. J., et al. 2018, *Science*, 359, 69
- Sikora, J., Wade, G. A., Power, J., & Neiner, C. 2018, *MNRAS*, arXiv:1811.05635
- Simón-Díaz, S., Aerts, C., Urbaneja, M. A., et al. 2018, *A&A*, 612, A40
- Szewczuk, W., & Daszyńska-Daszkiewicz, J. 2018, *MNRAS*, 478, 2243
- Torres, G., Andersen, J., & Giménez, A. 2010, *A&A Rv*, 18, 67

APPENDIX

A. VARIABILITY CLASSIFICATION

In Table 1, we provide the TESS Input Catalogue (TIC) and Gaia identification numbers, as well as Gaia magnitudes and colours, **SIMBAD** spectral types and the classification of the dominant source(s) of variability for each of the 154 O and B stars observed by TESS in sectors 1 and 2 at a 2-min cadence.

Table 1. Identification numbers, parameters and variability classification of the 154 O and B stars.

TIC	Name	Sp. Type SIMBAD	Gaia DR2 ID	M_G (mag)	BP - RP (mag)	# Spectra	Instrument	Var. Type
12359289	HD 225119	Apsi	2333119869770412288	-0.98	-0.12	1	F	rot
29990592	HD 268623	B2Ia	4657589254497529344	-4.10	0.07	1	F	SLF
30110048	HD 268653	B3Ia	4765410903770283008	-2.02	-0.22	1	F	SLF
30268695	HD 268809	B1Ia	5290767631226220032	-2.20	-0.10	1	F	SLF
30275662	Sk-66 27	B3Ia	4661771801060664064	-3.37	-0.04	4	U	SLF
30275861	[HT83] a1f	O6V	4662155839823561216	1.47	-0.13	-	-	rot
30312676	HD 268726	B2Ia	4662153812635167488	-2.87	0.01	2	U	SLF
30312711	BI 42	O8V	-	-	-	-	-	SLF / rot / EB?
30317301	HD 268798	B2Ia	4661511422956353152	-3.02	0.00	-	-	EV / rot / SLF
30933383	Sk-68 39	B2.5Ia	4662153469001983104	-2.97	0.12	2	F	SLF
31105740	TYC 9161-925-1	B0.5Ia	4655458160445111552	-2.93	-0.15	1/3	F/U	SLF
31181554	HD 269050	B0Ia	4661392533937464448	-2.05	-0.22	22/12	X/U	SLF
31867144	HD 22252	B8IV	4671120982756449664	-1.11	-0.01	-	-	rot / SPB + β Cep hybrid?
33945685	HD 223118	B9.5V	2338752697903817216	1.29	0.04	-	-	instr? ($\nu_{\text{inst}} \simeq 2.8 \text{ d}^{-1}$)/puls
38602305	HD 27657 AB	B9IV	4676067719930656640	0.28	-0.11	-	-	rot
40343782	HD 269101	B3Iab	5288240197589081728	-3.18	0.04	-	-	SLF / SPB?
41331819	HD 43107	B8V	5282761464287879296	0.29	-0.09	84/12	X/U	rot / outburst?
47296054	HD 214748	B8Ve	6622561673163632768	-1.38	-0.10	26	U	rot / SPB / Be
49687057	HD 220787	B3III	4657674745869490304	-2.38	0.15	6/18	F/X	instr / binary?
53992511	HD 209522	B4IVe	2436569757731466112	-2.04	-0.25	3/18/1/15	F/X/E/U	rot / SPB / Be
55295028	HD 33599	B2Vpe	6619440159652409728	-1.60	-0.23	1	F	rot / SPB / Be
66497441	HD 222847	B9V	2391220091406075648	-0.10	-0.08	1/42	F/U	EV / rot? / SPB?
69925250	V* HN Aqr	B	2402031280004432512	-1.58	-0.30	4	U	known β Cep
89545031	HD 223640	A0VpSiSr	2390144081839340288	0.10	-0.15	33	U	rot
92136299	HD 222661 A	B9V	2419885149815948416	0.99	-0.06	28	U	SPB+Be-type mini-outbursts / rot
115177591	HD 201108	B8IV/V	6775980889978989824	-0.16	-0.07	-	-	SPB
139468902	HD 213155	B9.5V	6521195703338406272	1.01	-0.05	1/63/1	F/X/U	rot / SPB?
141281495	HD 37854	B9/9.5V	4648666996817764736	0.57	-0.02	-	-	rot?

Table 1 continued

Table 1 (continued)

TIC	Name	Sp. Type SIMBAD	Gaia DR2 ID	M_G (mag)	BP - RP (mag)	# Spectra	Instrument	Var. Type
149039372	HD 34543	B8V	4663645952980782848	0.30	-0.05	-	-	rot? / SPB?
149971754	HD 41297	B8Ib	548201113182765696	-0.26	-0.11	-	-	SPB
150357404	HD 45796	B6V	5477233430220256384	-0.44	-0.17	1	F	SPB
150442264	HD 46792	B2V	4760693797025929344	-3.24	-0.21	-	-	EB + puls/rot
152283270	HD 208433	B9.5V	6588214059487740672	0.25	-0.01	-	-	instr / binary(transit)
167045028	HD 45527	B9IV	5279546835885790720	0.01	-0.03	-	-	rot
167415960	HD 48467	B8/9V	5266733784509615616	0.11	-0.08	1	F	const?
167523976	HD 49193	B2V	4660166788974686976	-1.48	-0.22	-	-	SPB
176935619	HD 49306	B9.5/A0V	5280155179351701504	1.02	-0.05	-	-	instr? ($\nu_{\text{inst}} \simeq 2.8 \text{ d}^{-1}$)
176955379	HD 49531	B8/9Vn	5279020208473101056	0.45	-0.04	-	-	SPB / rot
177075997	HD 51557	B7III	5266581089830743296	-0.99	-0.15	1	F	instr / rot?
179308923	HD 269382	O9.5Ib	4657651857940816640	-2.57	-0.05	-	-	SLF? / SPB?
179574710	HD 271213	BIIak	4661778810447390720	-1.47	-0.09	-	-	SLF
179637387	[OM95] LH 47-373A	BIIa	4651354886129065600	-1.52	-0.10	-	-	SLF
179639066	HD 269440	BIIb	4658741370886084992	-2.17	-0.10	2	F	SLF
182909257	HD 6783	Ap Si	4635279171434162304	0.65	-0.04	-	-	rot
197641601	HD 207971	B8IV-Vs	6586825380598277248	-1.97	2.13	22	U	instr / rot
206362352	HD 223145	B3V	5283754052709233920	-2.30	-0.22	1/3/302	F/X/U	SPB
206547467	HD 210780	B9.5/A0	6819470079550296960	1.74	0.07	-	-	rot / const? / SPB?
207176480	HD 19818	B9/A0Vn(e)	4723685987980665088	1.59	0.25	3	F	SPB? / SLF? / Be
207235278	HD 20784	B9.5V	4733510055655723392	-0.98	0.01	-	-	EV / rot
220430912	HD 31407	B2/3V	6522301330997312128	-1.06	-0.25	84	X	EB + puls
224244458	HD 221507	B9.5IIpHgMnSi	6538585991555664128	0.59	-0.12	3/30	F/U	rot + mini-outburst?
229013861	HD 208674	B9.5V	6612822091790516480	1.07	-0.04	-	-	rot
230981971	HD 10144	B6Vpe	-	-	-	217/270	F/U	rot / SPB? / Be
231122278	HD 29994	B8/9V	4656238611846958208	0.53	0.04	-	-	rot / SPB?
238194921	HD 24579	B7III	4627113682690040576	-0.35	-0.04	-	-	rot / SPB
259862349	HD 16978	B9Va	4695167130257150592	0.66	-0.07	6/9/20	F/X/U	instr
260128701	HD 42918	B4V	5494534348761557888	-1.01	-0.25	-	-	SPB
260131665	HD 42933	B1/2(III)n	5499415974230271488	-3.45	-0.36	4	F	EB + β Cep

Table 1 continued

Table 1 (continued)

TIC	Name	Sp. Type SIMBAD	Gaia DR2 ID	M_G (mag)	BP - RP (mag)	# Spectra	Instrument	Var. Type
260368525	HD 44937	B9.5V	5494983804202264192	-0.18	0.11	-	-	SPB?
260540898	HD 46212	B8IV	5496276314480471040	-0.55	-0.02	-	-	rot?
260640910	HD 46860 AB	B9IVn+A8V:p?	5482771807727582080	-0.73	-0.08	2	F	SPB/Be
260820871	HD 218801	B9.5V(n)	6381543153782126464	0.60	-0.05	-	-	rot / binary?
261205462	HD 40953	B9V	4623532264081294464	0.66	-0.08	1	F	SPB / rot
262815962	HD 218976 AB	B9.5/A0V	6500025053617700992	1.32	-0.01	-	-	rot / SPB?
270070443	HD 198174	B8II	6805364208656989696	-0.31	-0.08	-	-	rot
270219259	HD 209014 AB	B8/9V+B8/9	6617682865193265536	-1.40	0.23	3	F	instr / β Cep + outburst
270557257	HD 49835	B9.5V	5211969859107211136	1.40	0.14	-	-	instr ($\nu_{\text{inst}} \simeq 2.8 \text{ d}^{-1}$)
270622440	HD 224112	B8V	2314214110928211712	-0.08	-0.10	3	F	EB (contamination!)
270622446	HD 224113	B5/8	2314213698611350144	-0.78	-0.12	36/18	F/X	EB
271503441	HD 2884 AB	B8/A0	4900927434176620160	1.12	-0.08	11	F	SPB? / outburst?
271971626	HD 62153 AB	B9IV	5214590201474858624	-0.01	-0.01	-	-	rot
276861600	HD 269777	B3Ia	4661270350708775296	-1.90	-0.05	5	F	SLF
277022505	HD 269786	B1I	4657274283151403520	-3.66	-0.00	-	-	SLF
277022967	HD 37836	B0e(q)	4657280639705552768	-4.54	0.34	12/70	F/X	rot / SPB? / SLF? / Be
277099925	HD 269845	B2.5Ia	4661439439319405184	-2.67	-0.04	-	-	SLF
277103567	HD 37935	B9.5V	4660284883361750912	-0.48	-0.04	2/30	F/X	rot / EV?
277172980	HD 37974	B0.5e	4657658356271368064	-4.36	0.51	11/6	F/X	SLF? / Be
277173650	HD 269859	B1Ia	465882353222625920	-3.23	-0.16	40	X	SLF / instr?
277298891	Sk-69 237	B1Ia	4657679659311713024	-1.39	0.39	1	F	SLF
277982164	HD 54239	B9.5/A0III/IV	5211241295215037696	-0.01	0.16	36	U	rot / SPB
278683664	HD 47770	B9.5V	548428625513030016	0.76	0.04	-	-	const??
278865766	HD 48971	B9V	5496814662861807360	0.46	-0.02	-	-	const??
278867172	HD 49111	B9.5V	5497973449334379904	0.96	-0.04	-	-	const??
279430029	HD 53048	B5/7Vn(e)	5484134029618653952	-1.97	-0.02	-	-	rot / Be
279511712	HD 53921 AB	B9III+B8V	5480486644608749696	-0.12	-0.17	-	-	rot
279957111	HD 269582	WN10h	4658481718680657792	-3.51	0.33	211	X	rot
280051467	HD 19400 AB	B8III/IV	4645479443883933824	-0.45	-0.16	1/238	F/U	rot
280684074	HD 215573	B6V	6351882320090933248	-0.70	-0.19	1/8	F/U	SPB

Table 1 continued

Table 1 (continued)

TIC	Name	Sp. Type SIMBAD	Gaia DR2 ID	M_G (mag)	BP - RP (mag)	# Spectra	Instrument	Var. Type
281703963	HD 4150 A	A0IV	4908022136034353152	-0.12	0.02	1	F	hybrid SPB/ δ Sct
281741629	CD-56 152	Be	4908668373993964032	-3.05	-0.23	2/6	F/U	rot / Be
293268667	HD 47478	B9V	5477090356269215616	0.60	-0.08	-	-	SPB/ rot?
293973218	HD 54967	B4V	5478303942228108288	-2.08	-0.21	-	-	rot / SPB
294747615	HD 30612	B8II/III(pSi)	4654833539071572736	-0.33	-0.15	1	F	rot / SLF?
294872353	HD 270754	B1.5Ia	4657655435693905408	-4.36	-0.02	1/20	F/U	SLF?
300010961	HD 55478	B8III	5280667689208638976	-0.00	-0.14	-	-	rot / β Cep ?
300325379	HD 58916	B1.5Ia	5281254278662916736	0.41	0.01	-	-	rot?
300329728	HD 59426	B9V	5267524573886888320	0.72	0.05	-	-	rot
300744369	HD 63928	B9V	5270696836731782144	1.08	0.01	-	-	rot
300865934	HD 64484	B9V	5275049837626917504	0.04	-0.06	-	-	instr / outburst?
306672432	HD 67252	B8/9V	5271283391825477248	0.76	-0.01	-	-	const? / rot?
306824672	HD 68221	B9V	5270992635422817792	0.05	0.04	-	-	rot? / SPB?
306829961	HD 68520 AB	B5III	5270986008289935232	-2.44	-0.15	-	-	SPB
307291308	HD 71066	B9/A0IV	5221286296008492416	0.06	-0.13	13	U	instr / rot?
307291318	HD 71046 AB	B9III/IV	5221286158569529344	-0.17	-0.09	-	-	instr / rot?
307993483	HD 73990	B7/8V	5221605085661325056	0.40	-0.07	-	-	β Cep ? / SPB
308395911	HD 66591	B4V	5479669466951012224	-1.33	-0.15	2	F	SPB
308454245	HD 67420	B9V	5275660856854591360	0.39	0.07	-	-	δ Sct
308456810	HD 67170	B8III/IV	5289613208437434240	0.05	0.04	-	-	rot?
308537791	HD 67277	B8III	5290024533163062144	0.18	-0.01	-	-	rot
308748912	HD 68423	B6V	5277219758184463488	-0.74	-0.06	-	-	SLF? / outburst? / instr
309702035	HD 271163	B3Ia	4660142634076536320	-3.61	-0.03	-	-	SLF
313934087	HD 224990	B3/5V	2320885329010329216	-1.32	-0.19	4/18	F/X	SPB / rot
327856894	HD 225253	B8IV/V	4701860922688030720	-0.80	-0.14	3/109	F/U	rot? / outburst? / instr?
349829477	HD 61267	B9/A0IV	5292390815325246976	1.07	0.09	-	-	const?
349907707	HD 61644	B5/6IV	5289291395127135360	-0.35	0.23	-	-	EB + puls
350146577	HD 63204	ApSi	5288156497263051136	0.65	-0.03	-	-	rot
350823719	HD 41037	B3V	5275962500997316864	-0.88	-0.23	5/6	F/U	SPB? / rot
354671857	HD 14228	B8IV	4936685751335824896	0.15	3.16	10/79	F/U	SPB? / rot

Table 1 continued

Table 1 (continued)

TIC	Name	Sp. Type SIMBAD	Gaia DR2 ID	M_G (mag)	BP - RP (mag)	# Spectra	Instrument	Var. Type
355141264	HD 208495	B9.5V	6561093750492347136	1.30	-0.03	-	-	const?
355477670	HD 220802	B9V	6525840590207613824	0.34	-0.09	8	F	const?
355653322	HD 224686	B8V	6485326438580933888	-0.74	-0.07	52	F	rot? / outburst? / instr?
358232450	HD 6882 A	B6V+B9V	4913847589156808960	0.10	-0.18	24/33	F/U	EB
358466708	CD-60 1931	B7	5290739387520374912	-0.04	-0.01	-	-	rot / SPB
358467049	CPD-60 944 AB	B8pSi	5290722929205920640	0.18	0.06	-	-	rot
358467087	CD-60 1929	B8.5IV	5290722860486442752	0.36	0.13	-	-	SPB / EV? / rot? / SLF? / instr?
364323837	HD 40031	B6III	4758153203612698624	-1.44	-0.13	4	F	rot? / SPB?
364398190	CD-60 1978	B8.5IV-V	5290816009737675392	0.64	0.05	-	-	rot? / SLF?
364398342	HD 66194	B3Vn	4776318613169946624	-2.36	-0.33	97	U	rot? / SPB? / Be
364421326	HD 66109	B9.5V	5287999576341359360	-0.18	0.08	-	-	rot?
369457005	HD 197630	B8/9V	6681797793393053696	0.44	-0.11	1/15	F/U	rot / SPB?
370038084	HD 26109	B9.5/A0V	4666380781970681472	1.65	0.19	-	-	const?
372913233	HD 65950	B8III	5290671733195996416	-1.20	0.06	5	F	const? / outburst? / instr?
372913582	CD-60 1954	B9.5V	5290725643625189504	0.29	0.11	-	-	const? / outburst? / instr?
372913684	HD 65987	B9.5IVpSi	5290820682661822848	-0.67	-0.02	-	-	rot
373843852	HD 269525	B0I	4658678973606061696	-2.39	-0.32	-	-	SPB? / rot?
389921913	HD 270196	B1.5Ia	4662413606586588160	-2.83	0.09	1/8	F/U	SLF
391810734	HD 269655	B0Ia	4661289630893455488	-2.51	-0.11	2	F	SLF
391887875	HD 269660	B2Ia	4657362548954664192	-3.36	-0.14	-	-	SLF
404768847	VFTS 533	B0Ia	4651835308326981504	-1.95	-0.06	-	-	SPB? / SLF?
404768956	Cl* NGC 2070 Mel 12	B0.5Ia	4658479691454645504	-2.91	0.03	-	-	SLF? / SPB? / instr?
404796860	HD 269920	B3Ia	4657652476416109184	-3.84	0.04	-	-	SLF
404852071	Sk-69 265	B3I	4660612881443486720	-2.93	-0.09	-	-	SLF
404933493	HD 269997	B2.5Ia	4660135826507549824	-3.14	-0.06	1	F	SLF
404967301	HD 269992	B2.5Ia	4657636675267019008	-3.51	0.18	2	F	SLF
410447919	HD 64811	B4III	-	-	-	-	-	rot/SPB?
410451677	HD 66409	B8IV/V	5290769211774211968	0.32	0.05	4	F	rot
419065817	HD 1256	B6III/IV	2364986843479227392	0.13	-0.13	-	-	rot / SPB?
425057879	HD 269676	O6+O9	4651834616802932608	-1.79	-0.20	-	-	instr? / binary? / rot?

Table 1 continued

Table 1 (*continued*)

TIC	Name	Sp. Type	Gaia DR2 ID	M_G (mag)	BP - RP (mag)	# Spectra	Instrument	Var. Type
<i>425081475</i>	HD 269700	B1.5laeq	4657685534828270976	-2.78	0.33	1/48	F/X	SLF / rot? / Be
<i>425083410</i>	HD 269698	O4Ia	4660121743354291328	-2.38	-0.34	6	U	rot / SPB? / SLF?
<i>425084841</i>	TYC 8891-3638-1	B1Ia	4658474743652257664	-3.93	0.04	2/6	F/U	SLF
441182258	HD 210934	B7V	6618669608159645312	-0.53	-0.14	-	-	instr / SPB/outburst?
441196602	HD 211993	B8/9V	6615398767225726848	0.46	-0.09	2/9	U/X	const.?
469906369	HD 212581 AB	B9Vn+G0V	6404338508023617664	-0.10	-0.03	19	U	SPB / β Cep / instrumental?

NOTE—EB = eclipsing binary, EV = ellipsoidal variable, rot = Rotational modulation, SPB, β Cep, SLF = stochastic low-frequency signal, instr = instrumental, const = constant, puls = pulsational signal not clearly identified in any of the previous categories, and δ Sct = δ Scuti star. We provide an overview of which stars have high-resolution spectra available in the ESO archive. U = UVES, F = FEROS, X = X-SHOOTER, E = ESPRESSO. Stars with TIC numbers in *italics* are LMC members.

B. TESS LIGHT CURVES AND AMPLITUDE SPECTRA

The light curves and amplitude spectra for the 154 O and B stars considered in this work.

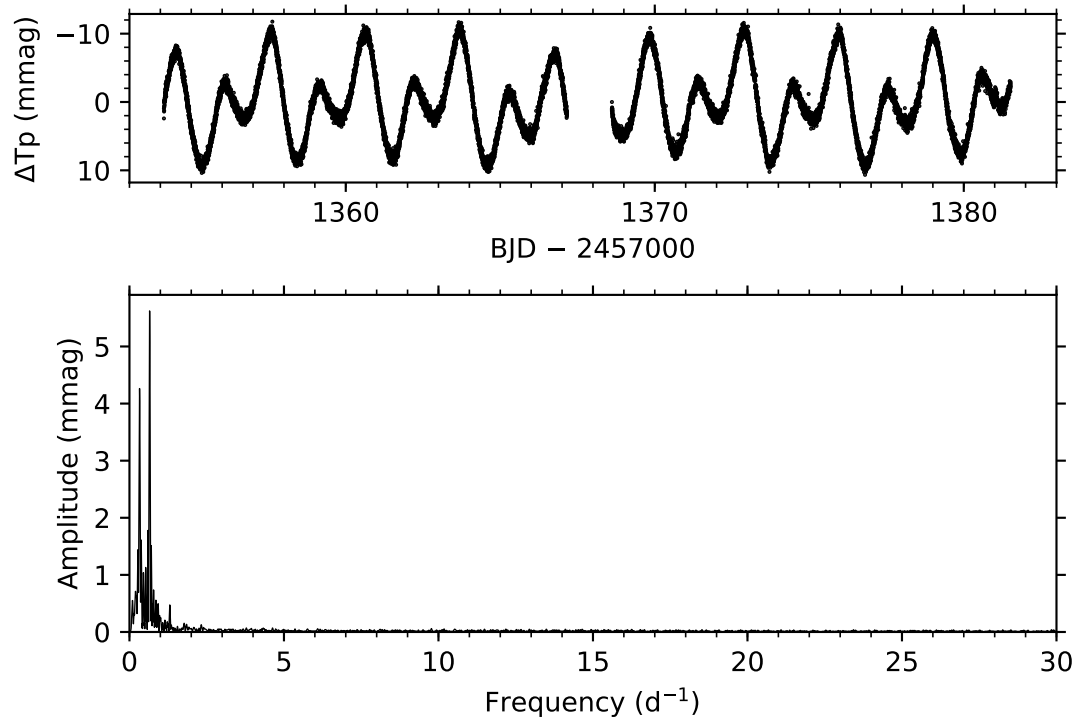


Figure 4. The TESS light curve (top) and amplitude spectrum (bottom) of TIC 12359289. The complete figure set (154 images) for all stars considered in this work is available in the online journal.