

# Do incentives build robustness in BitTorrent?

Michael Piatek\* Tomas Isdal\* Thomas Anderson\* Arvind Krishnamurthy\* Arun Venkataramani†

## Abstract

A fundamental problem with many peer-to-peer systems is the tendency for users to “free ride”—to consume resources without contributing to the system. The popular file distribution tool BitTorrent was explicitly designed to address this problem, using a tit-for-tat reciprocity strategy to provide positive incentives for nodes to contribute resources to the swarm. While BitTorrent has been extremely successful, we show that its incentive mechanism is not robust to strategic clients. Through performance modeling parameterized by real world traces, we demonstrate that all peers contribute resources that do not directly improve their performance. We use these results to drive the design and implementation of *BitTyrant*, a strategic BitTorrent client that provides a median 70% performance gain for a 1 Mbit client on live Internet swarms. We further show that when applied universally, strategic clients can hurt average per-swarm performance compared to today’s BitTorrent client implementations.

## 1 Introduction

A fundamental problem with many peer-to-peer systems is the tendency of users to “free ride”—consume resources without contributing to the system. In early peer-to-peer systems such as Napster, the novelty factor sufficed to draw plentiful participation from peers. Subsequent peer-to-peer systems recognized and attempted to address the free riding problem; however, their fixes proved to be unsatisfactory, e.g., “incentive priorities” in Kazaa could be spoofed; currency in MojoNation was cumbersome; and the AudioGalaxy Satellite model of “always-on” clients has not been taken up. More recently, BitTorrent, a popular file distribution tool based on a *swarming* protocol, proposed a tit-for-tat (TFT) strategy aimed at inciting peers to contribute resources to the system and discouraging free riders.

The tremendous success of BitTorrent suggests that TFT is successful at inducing contributions from rational peers. Moreover, the bilateral nature of TFT allows for enforcement without a centralized trusted infrastructure. The consensus appears to be that “incentives build robustness in BitTorrent” [3, 17, 2, 11].

In this paper, we question this widely held belief. To this end, we first conduct a large measurement study of real BitTorrent swarms to understand the diversity of Bit-

Torrent clients in use today, realistic distributions of peer upload capacities, and possible avenues of strategic peer behavior in popular clients. Based on these measurements, we develop a simple model of BitTorrent to correlate upload and download rates of peers. We parametrize this model with the measured distribution of peer upload capacities and discover the presence of significant *altruism* in BitTorrent, i.e., all peers regularly make contributions to the system that do not directly improve their performance. Intrigued by this observation, we revisit the following question: *can a strategic peer game BitTorrent to significantly improve its download performance for the same level of upload contribution?*

Our primary contribution is to settle this question in the affirmative. Based on the insights gained from our model, we design and implement *BitTyrant*, a modified BitTorrent client designed to benefit strategic peers. The key idea is to carefully select peers and contribution rates so as to maximize download per unit of upload bandwidth. The strategic behavior of *BitTyrant* is executed simply through policy modifications to existing clients without any change to the BitTorrent protocol. We evaluate *BitTyrant* performance on real swarms, establishing that all peers, regardless of upload capacity, can significantly improve download performance while reducing upload contributions. For example, a client with 1 Mb/s upload capacity receives a median 70% performance gain from using *BitTyrant*.

How does use of *BitTyrant* by many peers in a swarm affect performance? We find that peers individually benefit from *BitTyrant*’s strategic behavior, irrespective of whether or not other peers are using *BitTyrant*. Peers not using *BitTyrant* can experience degraded performance due to the absence of altruistic contributions. Taken together, these results suggest that “incentives do not build robustness in BitTorrent”.

Robustness requires that performance does not degrade if peers attempt to strategically manipulate the system, a condition BitTorrent does not meet today. Although BitTorrent peers ostensibly make contributions to improve performance, we show that much of this contribution is unnecessary and can be reallocated or withheld while still improving performance for strategic users. Average download times currently depend on significant altruism from high capacity peers that, when withheld, reduces performance for all users.

In addition to our primary contribution, *BitTyrant*, our

\*Dept. of Computer Science and Engineering, Univ. of Washington

†Dept. of Computer Science, Univ. of Massachusetts Amherst

efforts to measure and model altruism in BitTorrent are independently noteworthy. First, although modeling BitTorrent has seen a large body of work (see Section 6), our model is simpler and still suffices to capture the correlation between upload and download rates for real swarms. Second, existing studies recognizing altruism in BitTorrent consider small simulated settings or few swarms that poorly capture the diversity of deployed BitTorrent clients, peer capacities, churn, and network conditions. Our evaluation is more comprehensive. We use trace driven modeling to drive the design of *BitTyrant*, which we then evaluate on more than 100 popular, real world swarms as well as synthetic swarms on PlanetLab. Finally, we make *BitTyrant* available publicly as well as source code and anonymized traces gathered in our large-scale measurement study.

The remainder of this paper is organized as follows. Section 2 provides an overview of the BitTorrent protocol and our measurement data, which we use to parametrize our model. Section 3 develops a simple model illustrating the sources and extent of altruism in BitTorrent. Section 4 presents *BitTyrant*, a modified BitTorrent client for strategic peers, which we evaluate in Section 5. In Section 6, we discuss related work and conclude in Section 7.

## 2 BitTorrent overview

This section presents an overview of the BitTorrent protocol, its implementation parameters, and the measurement data we use to seed our model.

### 2.1 Protocol

BitTorrent focuses on bulk data transfer. All users in a particular swarm are interested in obtaining the same file or set of files. In order to initially connect to a swarm, peers download a metadata file, called a *torrent*, from a content provider, usually via a normal HTTP request. This metadata specifies the name and size of the file to be downloaded, as well as SHA-1 fingerprints of the data blocks (typically 64–512 KB) that comprise the content to be downloaded. These fingerprints are used to verify data integrity. The metadata file also specifies the address of a *tracker* server for the torrent, which coordinates interactions between peers participating in the swarm. Peers contact the tracker upon startup and departure as well as periodically as the download progresses, usually with a frequency of 15 minutes. The tracker maintains a list of currently active peers and delivers a random subset of these to clients, upon request.

Users in possession of the complete file, called *seeds*, redistribute small blocks to other participants in the swarm. Peers exchange blocks and control information with a set of directly connected peers we call the *local neighborhood*. This set of peers, obtained from the

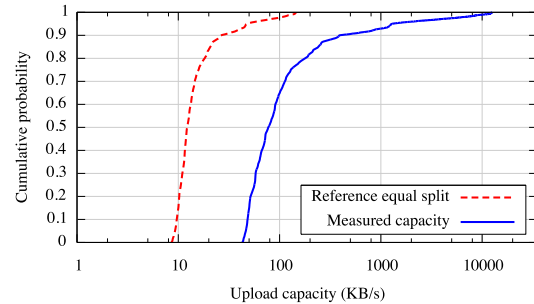


Figure 1: Cumulative distribution of raw bandwidth capacity for BitTorrent peers as well as the “equal split” capacity distribution for active set peers, assuming clients use the reference implementation of BitTorrent.

tracker, is unstructured and random, requiring no special join or recovery operations when new peers arrive or existing peers depart. The control traffic required for data exchange is minimal: each peer transmits messages indicating the data blocks they currently possess and messages signaling their interest in the blocks of other peers.

We refer to the set of peers to which a BitTorrent client is currently sending data as its *active set*. BitTorrent uses a rate-based TFT strategy to determine which peers to include in the active set. Each round, a peer sends data to *unchoked* peers from which it received data most rapidly in the recent past. This strategy is intended to provide positive incentives for contributing to the system and inhibit free-riding. However, clients also send data to a small number of randomly chosen peers who have not “earned” such status. Such peers are said to be *optimistically unchoked*. Optimistic unchokes serve to bootstrap new peers into the TFT game as well as to facilitate discovery of new, potentially better sources of data. Peers that do not send data quickly enough to earn reciprocation are removed from the active set during a TFT round and are said to be *choked*.

Modulo TCP effects and assuming last-hop bottleneck links, each peer provides an equal share of its available upload capacity to peers to which it is actively sending data. We refer to this rate throughout the paper as a peer’s *equal split rate*. This rate is determined by the upload capacity of a particular peer and the size of its active set. In the official reference implementation of BitTorrent, active set size is proportional to  $\sqrt{\text{upload capacity}}$  (details in Appendix); although in other popular BitTorrent clients, this size is static.

### 2.2 Measurement

BitTorrent’s behavior depends on a large number of parameters: topology, bandwidth, block size, churn, data availability, number of directly connected peers, active TFT transfers, and number of optimistic unchokes. Furthermore, many of these parameters are a matter of pol-

Implementation	Percentage share
Azureus	47%
BitComet	20%
$\mu$ torrent	15%
BitLord	6%
Unknown	3%
Reference	2%
Remaining	7%

Table 1: BitTorrent implementation usage as drawn from measurement data.

icy unspecified by the BitTorrent protocol itself. These policies may vary among different client implementations, and defaults may be overridden by explicit user configuration. To gain an understanding of BitTorrent’s behavior and the diversity of implementations in the wild, we first conducted a measurement study of live BitTorrent swarms to ascertain client characteristics.

By making use of the opportunistic measurement techniques presented by Madhyastha et al. [14], we gather empirical measurements of BitTorrent swarms and hosts. Our measurement client connected to a large number of swarms and waited for an optimistic unchoke from each unique peer. We then estimated the upload capacity of that client using the multiQ tool [10]. Previous characterizations of end-host capacities of peer-to-peer participants were conducted by Saroiu, et al. [18]. We update these results using more recent capacity estimation tools. We observed 301,595 unique BitTorrent IP addresses over a 48 hour period during April, 2006 from 3,591 distinct ASes across 160 countries. The upload capacity distribution for typical BitTorrent peers is given in Figure 1 along with the distribution of equal split rates that would arise from peers using the reference BitTorrent implementation with no limit on upload rates.

### 3 Modeling altruism in BitTorrent

In this section, we examine two questions relevant to understanding how incentives impact performance in BitTorrent: how much altruism is present, and what are the sources of altruism? The first question suggests whether or not strategizing is likely to improve performance while the second informs design. Answering these questions for real world swarms is complicated by the diversity of implementations and a myriad of configuration parameters. Here, we take a restricted view and develop a model of altruism arising from our observed capacity distribution and the default parameter settings of the reference implementation of BitTorrent.

We make several assumptions to simplify our analysis and provide a conservative bound on altruism. Because our assumptions are not realistic for all swarms, our modeling results are not intended to be predictive. Rather, our results simply suggest potential sources of altruism and

the reasons they emerge in BitTorrent swarms today. We exploit these sources of altruism in the design of our real world strategic client, discussed in Section 4.

- *Representative distribution*: The CDF shown in Figure 1 is for the bandwidth capacity of observed IP addresses over many swarms. The distribution of a typical swarm may not be identical. For instance, high capacity peers tend to finish more quickly than low capacity peers, but they may also join more swarms simultaneously. If they join only a single swarm and leave shortly after completion, the relative proportion of low capacity peers would increase over the lifetime of a swarm.
- *Uniform sizing*: Peers, other than the modified client, use the active set sizing recommended by the reference BitTorrent implementation. In practice, other BitTorrent implementations are more popular (see Table 1) and have different active set sizes. As we will show, aggressive active set sizes tend to decrease altruism, and the reference implementation uses the most aggressive strategy among the popular implementations we inspected. As a result, our model provides a conservative estimate of altruism.
- *No steady state*: Active sets are comprised of peers with random draws from the overall upload capacity distribution. If churn is low, over time TFT may match peers with similar equal split rates, biasing active set draws. We argue in the next section that BitTorrent is slow to reach steady-state, particularly for high capacity peers.
- *High block availability*: Swarm performance is limited by upload capacity, i.e., peers will always be able to find interesting data to download. We find that although the reference BitTorrent implementation is designed to ensure high availability of interesting blocks, in practice, static active set sizing in some clients may degrade block availability for high capacity peers.

These assumptions allow us to model altruism in BitTorrent in terms of the upload capacity distribution only. The model is built on expressions for the probability of TFT reciprocation, expected download rate, and expected upload rate. In this section, we focus on the main insights provided by our model. The precise expressions are listed in detail in the Appendix.

#### 3.1 Tit-for-tat matching time

Since our subsequent modeling results assume that swarms do not reach steady state, we first examine the convergence properties of the TFT strategy used to match peers of similar capacity. By default, the reference BitTorrent client optimistically unchokes two peers every 30 seconds in an attempt to explore the local neighborhood for better reciprocation pairings. Since all peers are

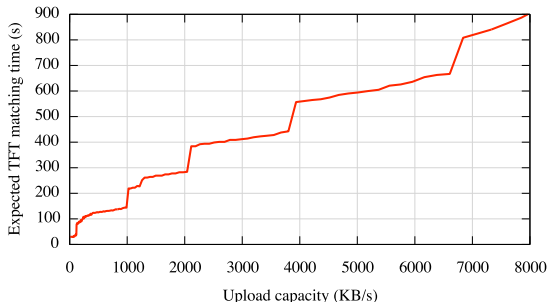


Figure 2: Assuming a peer set of infinite size, the expected time required for a new peer to discover enough peers of equal or greater equal split capacity to fill its active set.

performing this exploration concurrently, every 30 seconds a peer can expect to explore two candidate peers and be explored by two candidate peers. Since we know the equal split capacity distribution, we can express the probability of finding a peer with equal or greater equal split capacity—in a given number of 30 second rounds. Taking the expectation and multiplying it by the size of the active set gives an estimate of how long a new peer will have to wait before filling its active set with such peers.

Figure 2 shows this expected time for our observed bandwidth distribution. These results suggest that TFTP as implemented does not quickly find good matches for high capacity peers, even in the absence of churn. For example, a peer with 6,400 KB/s upload capacity would transfer more than 4 GB of data before reaching steady state. In practice, convergence time is likely to be even longer. We consider a peer as being “content” with a matching once its equal split is matched or exceeded by a peer. However, one of the two peers in any matching that is not exact will be searching for alternates and switching when they are discovered, causing the other to renew its search. The long convergence time suggests a potential source of altruism: high capacity clients are forced to peer with those of low capacity while searching for better peers via optimistic unchokes.

### 3.2 Probability of reciprocation

A node  $Q$  sends data only to those peers in its active transfer set, reevaluated every 10 seconds. If a peer  $P$  sends data to  $Q$  at a rate fast enough to merit inclusion in  $Q$ ’s active transfer set,  $P$  will receive data during the next TFTP round, and we say  $Q$  reciprocates with  $P$ .

Reciprocation from  $Q$  to  $P$  is determined by two factors: the rate at which  $P$  sends data to  $Q$  and the rates at which *other* peers send data to  $Q$ . If all other peers in  $Q$ ’s current active set send at rates greater than  $P$ ,  $Q$  will not reciprocate with  $P$ .

Figure 3 gives the probability of reciprocation in terms

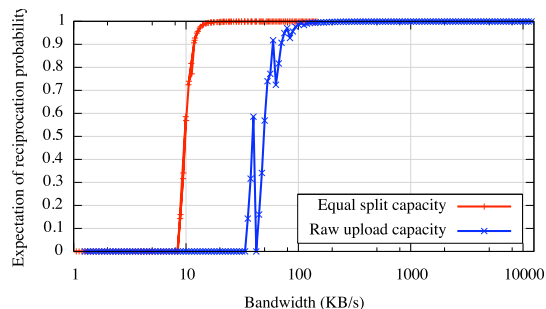


Figure 3: Reciprocation probability for a peer as a function of raw upload capacity as well as reference BitTorrent equal split bandwidth. Reciprocation probability is not strictly increasing in raw rate due to the sawtooth increase in active set size (see Table 2 in Appendix).

of both raw upload capacity and, more significantly, the equal split rate. The sharp jump in reciprocation probability suggests a potential source of altruism in BitTorrent: equal split bandwidth allocation among peers in the active set. Beyond a certain equal split rate ( $\sim 14$  KB/s in Figure 3), reciprocation is essentially assured, suggesting that further contribution may be altruistic.

### 3.3 Expected download rate

Each TFTP round, a peer  $P$  receives data from both TFTP reciprocation and optimistic unchokes. Reciprocation is possible only from those peers in  $P$ ’s active set and depends on  $P$ ’s upload rate, while optimistic unchokes may be received from any peer in  $P$ ’s local neighborhood, regardless of upload rate. In the reference BitTorrent client, the number of optimistic unchoke slots defaults to 2 and is rotated randomly. As each peer unchokes two peers per round, the expected number of optimistic unchokes  $P$  will receive is also two for a fixed local neighborhood size.

Figure 4 gives the expected download throughput for peers as a function of upload rate for our observed bandwidth distribution. The sub-linear growth suggests significant unfairness in BitTorrent, particularly for high capacity peers. This unfairness improves performance for the majority of low capacity peers, suggesting that high capacity peers may be able to better allocate their upload capacity to improve their own performance.

### 3.4 Expected upload rate

Having considered download performance, we turn next to upload contribution. Two factors can control the upload rate of a peer: data availability and capacity limit. When a peer is constrained by data availability, it does not have enough data of interest to its local neighborhood to saturate its capacity. In this case, the peer’s upload capacity is wasted and utilization suffers. Because of the dependence of upload utilization on data availability, it is crucial that a client downloads new data at a rate fast

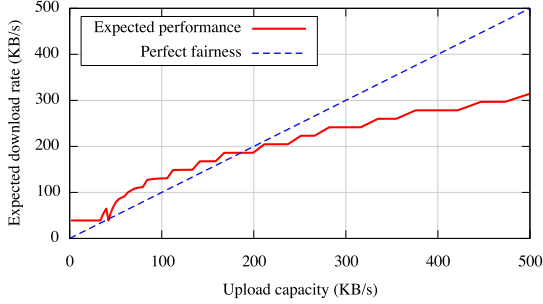


Figure 4: Expectation of download performance as a function of upload capacity. Although this represents a small portion of the spectrum of observed bandwidth capacities,  $\sim 80\%$  of samples are of capacity  $\leq 200$  KB/s.

enough, so that the client can redistribute the downloaded data and saturate its upload capacity. We have found that indeed this is the case in the reference BitTorrent client because of the square root growth rate of its active set size.

In practice, most popular clients do not follow this dynamic strategy and instead make active set size a configurable, but static, parameter. For instance, the most popular BitTorrent client in our traces, Azureus, suggests a default active set size of four—appropriate for many cable and DSL hosts, but far lower than is required for high capacity peers. We explore the impact of active set sizing further in Section 4.1.

### 3.5 Modeling altruism

Given upload and download throughput, we have all the tools required to compute altruism. We consider two definitions of altruism intended to reflect two perspectives on what constitutes strategic behavior. We first consider altruism to be simply the difference between expected upload rate and download rate. Figure 5 shows altruism as a percentage of upload capacity under this definition and reflects the asymmetry of upload contribution and download rate discussed in Section 3.3. The second definition is *any* upload contribution that can be withdrawn without loss in download performance. This is shown in Figure 6.

In contrast to the original definition, Figure 6 suggests that *all* peers make altruistic contributions that could be eliminated. Sufficiently low bandwidth peers almost never earn reciprocation, while high capacity peers send much faster than the minimal rate required for reciprocation. Both of these effects can be exploited. Note that low bandwidth peers, despite not being reciprocated, still receive data in aggregate faster than they send data. This is because they receive indiscriminate optimistic unchokes from other users in spite of their low upload capacity.

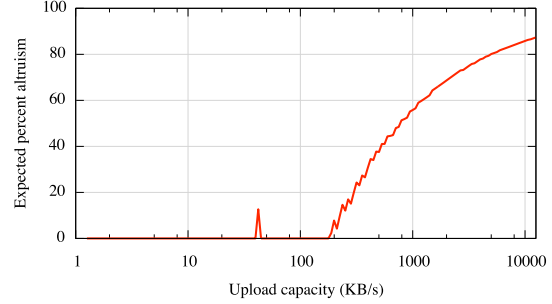


Figure 5: Expected percentage of upload capacity which is altruistic as defined by Equation 5 as a function of rate. The sawtooth increase is due to the sawtooth growth of active set sizing and equal split rates arising from integer rounding (see Table 2).

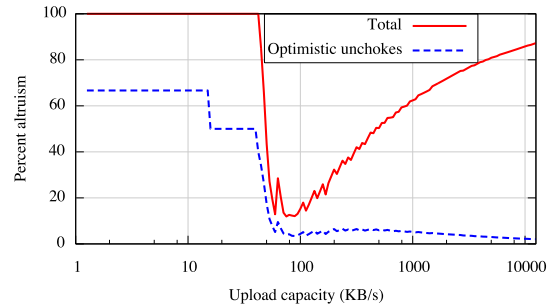


Figure 6: Expected percentage of upload capacity which is altruistic when defined as upload capacity not resulting in direct reciprocation.

### 3.6 Validation

Our modeling results suggest that at least part of the altruism in BitTorrent arises from the sub-linear growth of download throughput as a function of upload rate. We validate this key result using our measurement data. Each time a BitTorrent client receives a complete data block from another peer, it broadcasts a ‘have’ message indicating that it can redistribute that block to other peers. By averaging the rate of have messages over the duration our measurement client observes a peer, we can infer the peer’s download rate. Figure 7 shows this inferred download rate as a function of equal split rate, i.e., the throughput seen by the measurement client when optimistically unchoked. This data is drawn from our measurements and includes 63,482 peers.

These results indicate an even higher level of altruism than that predicted by our model (Figure 4). Note that equal split rate, the parameter of Figure 7, is a conservative lower bound on total upload capacity, shown in Figure 4, since each client sends data to many peers simultaneously. For instance, peers contributing  $\sim 250$  KB/s to our measurement client had an observed download rate of 150 KB/s. Our model suggests that such contribution, even when split among multiple peers, should induce a

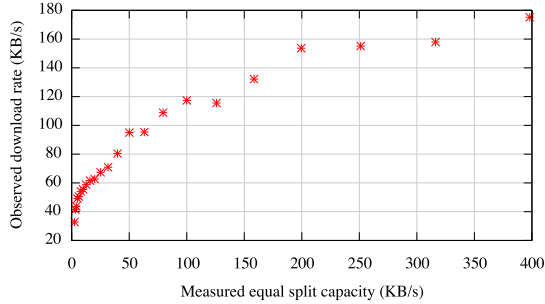


Figure 7: Measured validation of sub-linear growth in download throughput as a function of rate. Each point represents an average taken over all peers with measured equal split capacity in the intervals between points.

download rate of more than 200 KB/s. We believe this underestimate is due to more conservative active set sizes in practice than those assumed in our model.

#### 4 Building *BitTyrant*: A strategic client

The modeling results of Section 3 suggest that altruism in BitTorrent serves as a kind of progressive tax. As contribution increases, performance improves, but not in direct proportion. In this section, we describe the design and implementation of *BitTyrant*, a client optimized for strategic users. We chose to base *BitTyrant* on the Azureus client in an attempt to foster adoption, as Azureus is the most popular client in our traces.

If performance for low capacity peers is disproportionately high, a strategic user can simply exploit this unfairness by masquerading as many low capacity clients to improve performance [4]. Also, by flooding the local neighborhood of high capacity peers, low capacity peers can inflate their chances of TFT reciprocation by dominating the active transfer set of a high capacity peer. In practice, these attacks are mitigated by a common client option to refuse multiple connections from a single IP address. Resourceful peers might be able to coordinate multiple IP addresses, but such an attack is beyond the capabilities of most users. We focus instead on practical strategies that can be employed by typical users.

The unfairness of BitTorrent has been noted in previous studies [2, 5, 7], many of which include protocol redesigns intended to promote fairness. However, a clean-slate redesign of the BitTorrent protocol ignores a different but important incentives question: how to get users to adopt it? As shown in Section 3, the majority of BitTorrent users benefit from its unfairness today. Designs intended to promote fairness globally at the expense of the majority of users seem unlikely to be adopted. Rather than focus on a redesign at the protocol level, we focus on BitTorrent’s robustness to strategic behavior and find that strategizing can improve performance in isolation while promoting fairness at scale.

#### 4.1 Maximizing reciprocation

The modeling results of Section 3 and the operational behavior of BitTorrent clients suggest the following three strategies to improve performance.

- *Maximize reciprocation bandwidth per connection*: All things being equal, a node can improve its performance by finding peers that reciprocate with high bandwidth for a low offered rate, dependent only on the other peers of the high capacity node. The reciprocation bandwidth of a peer is dependent on its upload capacity and its active set size. By discovering which peers have large reciprocation bandwidth, a client can optimize for a higher reciprocation bandwidth per connection.
- *Maximize number of reciprocating peers*: A client can expand its active set to maximize the number of peers that reciprocate until the marginal benefit of an additional peer is outweighed by the cost of reduced reciprocation probability from other peers.
- *Deviate from equal split*: On a per-connection basis, a client can lower its upload contribution to a particular peer as long as that peer continues to reciprocate. The bandwidth savings could then be reallocated to new connections, resulting in an increase in the overall reciprocation throughput.

The modeling results indicate that these strategies are likely to be effective. The largest source of altruism in our model is unnecessary contribution to peers in a node’s active set. The reciprocation probability shown in Figure 3 indicates that strategically choosing equal split bandwidth can reduce contribution significantly for high capacity peers with only a marginal reduction in reciprocation probability. A peer with equal split capacity of 100 KB/s, for instance, could reduce its rate to 15 KB/s with a reduction in expected probability of reciprocation of only 1%. However, reducing from 15 KB/s to 10 KB/s would result in a decrease of roughly 40%.

The reciprocation behavior points to a performance trade-off. If the active set size is large, equal split capacity is reduced, reducing reciprocation probability. However, an additional active set connection is an additional opportunity for reciprocation. To maximize performance, a peer should increase its active set size until an additional connection would cause a reduction in reciprocation across all connections sufficient to reduce overall download performance.

If the equal split capacity distribution of the swarm is known, we can derive the active set size that maximizes the expected download rate. For our observed bandwidth distribution, Figure 8 shows the download rate as a function of the active set size for a peer with 300 KB/s upload capacity as well as the active set size that maximizes it. The graph also implicitly reflects the sensitivity of recip-



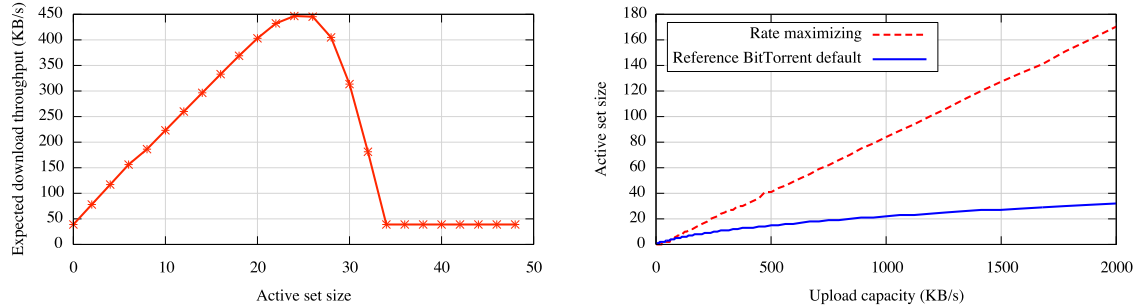


Figure 8: *Left*: The expected download performance of a client with 300 KB/s upload capacity for increasing active set size. *Right*: The performance-maximizing active set size for peers of varying rate. The strategic maximum is linear in upload capacity, while the reference implementation of BitTorrent suggests active size  $\sim \sqrt{\text{rate}}$ . Although several hundred peers may be required to maximize throughput, most trackers return fewer than 100 peers per request.

rocaction probability to equal split rate.

Figure 8 is for a single strategic peer and suggests that strategic high capacity peers can benefit much more by manipulating their active set size. Our example peer with upload capacity 300 KB/s realizes a maximum download throughput of roughly 450 KB/s. However, increasing reciprocation probability via active set sizing is extremely sensitive—throughput falls off quickly after the maximum is reached. Further, it is unclear if active set sizing alone would be sufficient to maximize reciprocation in an environment with several strategic clients.

These challenges suggest that *any* a priori active set sizing function may not suffice to maximize download rate for strategic clients. Instead, they motivate the dynamic algorithm used in *BitTyrant* that adaptively modifies the size and membership of the active set and the upload bandwidth allocated to each peer (see Figure 9).

In both BitTorrent and *BitTyrant*, the set of peers that will receive data during the next TFT round is decided by the unchoke algorithm once every 10 seconds. *BitTyrant* differs from BitTorrent as it dynamically sizes its active set and varies the sending rate per connection. For each peer  $p$ , *BitTyrant* maintains estimates of the upload rate required for reciprocation,  $u_p$ , as well as the download throughput,  $d_p$ , received when  $p$  reciprocates. Peers are ranked by the ratio  $d_p/u_p$  and unchoked in order until the sum of  $u_p$  terms for unchoked peers exceeds the upload capacity of the *BitTyrant* peer.

The rationale underlying this unchoke algorithm is that the best peers are those that reciprocate most for the least number of bytes contributed to them, given accurate information regarding  $u_p$  and  $d_p$ . Implicit in the strategy are the following assumptions and characteristics:

- The strategy attempts to maximize the download rate for a given upload budget. The ranking strategy corresponds to the value-density heuristic for the knapsack problem. In practice, the download benefit ( $d_p$ ) and upload cost ( $u_p$ ) are not known a priori. The up-

For each peer  $p$ , maintain estimates of expected download performance  $d_p$  and upload required for reciprocation  $u_p$ .

Initialize  $u_p$  and  $d_p$  assuming the bandwidth distribution in Figure 2.

$d_p$  is initially the expected equal split capacity of  $p$ .

$u_p$  is initially the rate just above the step in the reciprocation probability.

Each round, rank order peers by the ratio  $d_p/u_p$  and unchoke those of top rank until the upload capacity is reached.

$$\underbrace{\frac{d_0}{u_0}, \frac{d_1}{u_1}, \frac{d_2}{u_2}, \frac{d_3}{u_3}, \frac{d_4}{u_4}, \dots}_{\text{choose } k \mid \sum_{i=0}^k u_i \leq \text{cap}}$$

At the end of each round for each unchoked peer:

If peer  $p$  does not unchoke us:  $u_p \leftarrow (1 + \delta)u_p$

If peer  $p$  unchokes us:  $d_p \leftarrow$  observed rate.

If peer  $p$  has unchoked us for the last  $r$  rounds:  $u_p \leftarrow (1 - \gamma)u_p$

Figure 9: *BitTyrant* unchoke algorithm

date operation dynamically estimates these rates and, in conjunction with the ranking strategy, optimizes download rate over time.

- *BitTyrant* is designed to tap into the latent altruism in most swarms by unchoking the most altruistic peers. However, it will continue to unchoke peers until it exhausts its upload capacity even if the marginal utility is sub-linear. This potentially opens *BitTyrant* itself to being cheated, a topic we return to later.
- The strategy can be easily generalized to handle concurrent downloads from multiple swarms. A client can optimize the aggregate download rate by ordering the  $d_p/u_p$  ratios of all connections across swarms, thereby

dynamically allocating upload capacity to all peers. User-defined priorities can be implemented by using scaling weights for the  $d_p/u_p$  ratios.

The algorithm is based on the ideal assumption that peer capacities and reciprocation requirements are known. We discuss how to predict them next.

**Determining upload contributions:** The *BitTyrant* unchoke algorithm must estimate  $u_p$ , the upload contribution to  $p$  that induces reciprocation. We initialize  $u_p$  based on the distribution of equal split capacities seen in our measurements, and then periodically update it depending on whether  $p$  reciprocates for an offered rate. In our implementation,  $u_p$  is decreased by  $\gamma = 10\%$  if the peer reciprocates for  $r = 3$  rounds, and increased by  $\delta = 20\%$  if the peer fails to reciprocate after being unchoked during the previous round. We use small multiplicative factors since the spread of equal split capacities is typically small in current swarms. Although a natural first choice, we do not use a binary search algorithm, which maintains upper and lower bounds for upload contributions that induce reciprocation, because peer reciprocation changes rapidly under churn and bounds on reciprocation-inducing uploads would eventually be violated.

**Estimating reciprocation bandwidths:** For peers that unchoke the *BitTyrant* client,  $d_p$  is simply the rate at which data was obtained from  $p$ . Note that we do not use a packet-pair based bandwidth estimation technique as suggested by Barambe [2], but rather consider the average download rate over a TFT round. Based on our measurements, not presented here due to space limitations, we find that packet-pair based bandwidth estimates do not accurately predict peers' equal split capacities due to variability in active set sizes and end-host traffic shaping. The observed rate over a longer period is the only accurate estimate, a sentiment shared by Cohen [3].

Of course, this estimate is not available for peers that have not uploaded any data to the *BitTyrant* client. In such cases, *BitTyrant* approximates  $d_p$  for a given peer  $p$  by measuring the frequency of block announcements from  $p$ . The rate at which new blocks arrive at  $p$  provides an estimate of  $p$ 's download rate, which we use as an estimate of  $p$ 's total upload capacity. We then divide the estimated capacity by the Azureus recommended active set size for that rate to estimate  $p$ 's equal split rate. This strategy is likely to overestimate the upload capacities of unobserved peers, serving to encourage their selection from the ranking of  $d_p/u_p$  ratios. At present, this preference for exploration may be advantageous due to the high end skew in altruism. Discovering high end peers is rewarding: between the 95<sup>th</sup> and 98<sup>th</sup> percentiles, reciprocation throughput doubles. Of course, this strategy may open *BitTyrant* itself to exploitation, e.g., if a peer

rapidly announces false blocks. We discuss how to make *BitTyrant* robust in Sections 4.3 and 5.

## 4.2 Sizing the local neighborhood

Existing BitTorrent clients maintain a pool of typically 50–100 directly connected peers. The set is sized to be large enough to provide a diverse set of data so peers can exchange blocks without data availability constraints. However, the modeling results of Section 4.1 suggest that these typical local neighborhood sizes will not be large enough to maximize performance for high capacity peers, which may need an active set size of several hundred peers to maximize download throughput. Maintaining a larger local neighborhood also increases the number of optimistic unchokes received.

To increase the local neighborhood size in *BitTyrant*, we rely on existing BitTorrent protocol mechanisms and third party extensions implemented by Azureus. We request as many peers as possible from the centralized tracker at the maximum allowed frequency. Recently, the BitTorrent protocol has incorporated a DHT-based distributed tracker that provides peer information and is indexed by a hash of the torrent. We have increased the query rate of this as well. Finally, the Azureus implementation includes a BitTorrent protocol extension for gossip among peers. Unfortunately, the protocol extension is push-based; it allows for a client to gossip to its peers the identity of its other peers but cannot induce those peers to gossip in return. As a result, we cannot exploit the gossip mechanism to extract extra peers.

A concern when increasing the size of the local neighborhood is the corresponding increase in protocol overhead. Peers need to exchange block availability information, messages indicating interest in blocks, and peer lists. Fortunately, the overhead imposed by maintaining additional connections is modest. In comparisons of *BitTyrant* and the existing Azureus client described in Section 5, we find that average protocol overhead as a percentage of total file data received increases from 0.9% to 1.9%. This suggests that scaling the local neighborhood size does not impose a significant overhead on *BitTyrant*.

## 4.3 Additional cheating strategies

We now discuss more strategies to improve download performance. We do not implement these in *BitTyrant* as they can be thwarted by simple fixes to clients. We mention them here for completeness.

**Exploiting optimistic unchokes:** The reference BitTorrent client optimistically unchokes peers randomly. Azureus, on the other hand, makes a weighted random choice that takes into account the number of bytes exchanged with a peer. If a peer has built up a deficit in the number of traded bytes, it is less likely to be picked for optimistic unchokes. In BitTorrent today, we observe



that high capacity peers are likely to have trading deficits with most peers. A cheating client can exploit this by disconnecting and reconnecting with a different client identifier, thereby wiping out the past history and increasing its chances of receiving optimistic unchokes, particularly from high capacity peers. This exploit becomes ineffective if clients maintain the IP addresses for all peers encountered during the download and keep peer statistics across disconnections.

**Downloading from seeds:** Early versions of BitTorrent clients used a seeding algorithm wherein seeds upload to peers that are the fastest downloaders, an algorithm that is prone to exploitation by fast peers or clients that falsify download rate by emitting ‘have’ messages. More recent versions use a seeding algorithm that performs unchokes randomly, spreading data in a uniform manner that is more robust to manipulation.

**Falsifying block availability:** A client would prefer to unchoke those peers that have blocks that it needs. Thus, peers can appear to be more attractive by falsifying block announcements to increase the chances of being unchoked. In practice, this exploit is not very effective. First, a client is likely to consider most of its peers interesting given the large number of blocks in a typical swarm. Second, false announcements could lead to only short-term benefit as a client is unlikely to continue transferring once the cheating peer does not satisfy issued block requests.

## 5 Evaluation

To evaluate *BitTyrant*, we explore the performance improvement possible for a single strategic peer in synthetic and current real world swarms as well as the behavior of *BitTyrant* when used by all participants in synthetic swarms.

Evaluating altruism in BitTorrent experimentally and at scale is challenging. Traditional wide-area testbeds such as PlanetLab do not exhibit the highly skewed bandwidth distribution we observe in our measurements, a crucial factor in determining the amount of altruism. Alternatively, fully configurable local network testbeds such as Emulab are limited in scale and do not incorporate the myriad of performance events typical of operation in the wide-area. Further, BitTorrent implementations are diverse, as shown in Table 1.

To address these issues, we perform two separate evaluations. First, we evaluate *BitTyrant* on real swarms drawn from popular aggregation sites to measure real world performance for a single strategic client. This provides a concrete measure of the performance gains a user can achieve today. To provide more insight into how *BitTyrant* functions, we then revisit these results on PlanetLab where we evaluate sensitivity to various upload rates

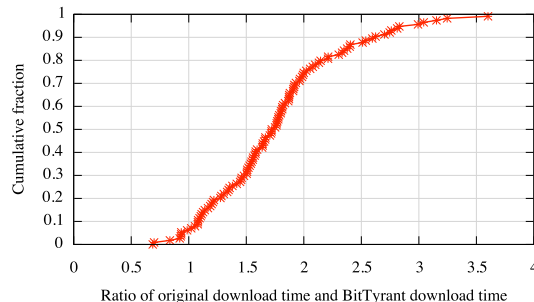


Figure 10: CDF of download performance for 114 real world swarms. Shown is the ratio between download times for an existing Azureus client and *BitTyrant*. Both clients were started simultaneously on machines at UW and were capped at 128 KB/s upload capacity.

and evaluate what would happen if *BitTyrant* is universally deployed.

### 5.1 Single strategic peer

To evaluate performance under the full diversity of realistic conditions, we crawled popular BitTorrent aggregation websites to find candidate swarms. We ranked these by popularity in terms of number of active participants, ignoring swarms distributing files larger than 1 GB. The resulting swarms are typically for recently released files and have sizes ranging from 300–800 peers, with some swarms having as many as 2,000 peers.

We then simultaneously joined each swarm with a *BitTyrant* client and an unmodified Azureus client with recommended default settings. We imposed a 128 KB/s upload capacity limit on each client and compared completion times. This represents a relatively well provisioned peer for which Azureus has a recommended active set size. A CDF of the ratio of original client completion time to *BitTyrant* completion time is given in Figure 10. These results demonstrate the significant, real world performance boost that users can realize by behaving strategically. The median performance gain for *BitTyrant* is a factor of 1.72 with 25% of downloads finishing at least twice as fast with *BitTyrant*. We expect relative performance gains to be even greater for clients with greater upload capacity.

These results provide insight into the performance properties of real BitTorrent swarms, some of which limit *BitTyrant*’s effectiveness. Because of the random set of peers that BitTorrent trackers return and the high skew of real world equal split capacities, *BitTyrant* cannot always improve performance. For instance, in *BitTyrant*’s worst-performing swarm, only three peers had average equal split capacities greater than 10 KB/s. In contrast, the unmodified client received eight such peers. Total download time was roughly 15 minutes, the typical minimum request interval for peers from the tracker. As a re-

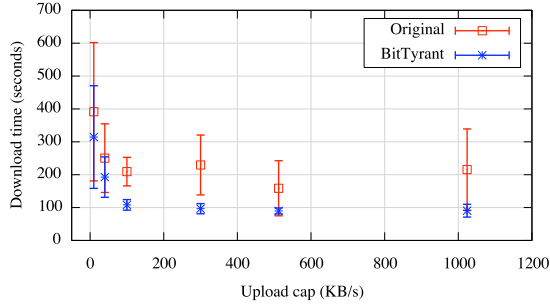


Figure 11: Download times and sample standard deviation comparing performance of a single *BitTyrant* client and an unmodified Azureus client on a synthetic PlanetLab swarm.

sult, *BitTyrant* did not recover from its initial set of comparatively poor peers. To some extent, performance can be based on luck with respect to the set of initial peers returned. More often than not, *BitTyrant* benefits from this, as it always requests a comparatively large set of peers from the tracker.

Another circumstance for which *BitTyrant* cannot significantly improve performance is a swarm whose aggregate performance is controlled by data availability rather than the upload capacity distribution. In the wild, swarms are often hamstrung by the number of peers seeding the file—i.e., those with a complete copy. If the capacity of these peers is low or if the torrent was only recently made available, there may simply not be enough available data for peers to saturate their upload capacities. In other words, if a seed with 128 KB/s capacity is providing data to a swarm of newly joined users, those peers will be able to download at a rate of at most 128 KB/s regardless of their capacity. Because many of the swarms we joined were recent, this effect may account for the 12 swarms for which download performance differed by less than 10%.

These scenarios can hinder the performance of *BitTyrant*, but they account for a small percentage of our observed swarms overall. For most real swarms today, users can realize significant performance benefits from the strategic behavior of *BitTyrant*.

Although the performance improvements gained from using *BitTyrant* in the real world are encouraging, they provide little insight into the operation of the system at scale. We next evaluate *BitTyrant* in synthetic scenarios on PlanetLab to shed light on the interplay between swarm properties, strategic behavior, and performance. Because PlanetLab does not exhibit the highly skewed bandwidth distribution observed in our traces, we rely on application level bandwidth caps to artificially constrain the bandwidth capacity of PlanetLab nodes in accordance with our observed distribution. However, because PlanetLab is often oversubscribed and shares bandwidth

equally among competing experiments, not all nodes are capable of matching the highest values from the observed distribution. To cope with this, we scaled by  $1/10^{\text{th}}$  both the upload capacity draws from the distribution as well as relevant experimental parameters such as file size, initial unchoke bandwidth, and block size. This was sufficient to provide overall fidelity to our intended distribution.

Figure 11 shows the download performance for a single *BitTyrant* client as a function of rate averaged over six trials with sample standard deviation. This experiment was hosted on 350 PlanetLab nodes with bandwidth capacities drawn from our scaled distribution. Three seeds with combined capacity of 128 KB/s were located at UW serving a 5 MB file. We did not change the default seeding behavior, and varying the combined seed capacity had little impact on overall swarm performance after exceeding the average upload capacity limit. To provide synthetic churn with constant capacity, each node’s *BitTyrant* client disconnected immediately upon completion and reconnected immediately.

The results of Figure 11 provide several insights into the operation of *BitTyrant*.

- *BitTyrant* does not simply improve performance, it also provides more consistent performance across multiple trials. By dynamically sizing the active set and preferentially selecting peers to optimistically unchoke, *BitTyrant* avoids the randomization present in existing TFT implementations, which causes slow convergence for high capacity peers (Section 3.1).
- There is a point of diminishing returns for high capacity peers, and *BitTyrant* can discover it. For clients with high capacity, the number of peers and their available bandwidth distribution are significant factors in determining performance. Our modeling results from Section 4.1 suggest that the highest capacity peers may require several hundred available peers to fully maximize throughput due to reciprocation. Real world swarms are rarely this large. In these circumstances, *BitTyrant* performance is consistent, allowing peers to detect and reallocate excess capacity for other uses.
- Low capacity peers can benefit from *BitTyrant*. Although the most significant performance benefit comes from intelligently sizing the active set for high capacity peers (see Figure 8), low capacity peers can still improve performance with strategic peer selection, providing them with an incentive to adopt *BitTyrant*.
- Fidelity to our specified capacity distribution is consistent across multiple trials. Comparability of experiments is often a concern on PlanetLab, but our results suggest a minimum download time determined by the capacity distribution that is consistent across trials spanning several hours. Further, the consistent performance of *BitTyrant* in comparison to unmodi-

fied Azureus suggests that the variability observed is due to policy and strategy differences and not PlanetLab variability.

## 5.2 Many *BitTyrant* peers

Given that all users have an individual incentive to be strategic in current swarms, we next examine the performance of *BitTyrant* when used by all peers in a swarm. We consider two types of *BitTyrant* peers: strategic and selfish. Any peer that uses the *BitTyrant* unchoking algorithm (Figure 9) is strategic. If such a peer also withholds contributing excess capacity that does not improve performance, we say it is both strategic and selfish. *BitTyrant* can operate in either mode. Selfish behavior may arise when users participate in multiple swarms, as discussed below, or simply when users want to use their upload capacity for services other than BitTorrent.

We first examine performance when all peers are strategic, i.e., use *BitTyrant* while still contributing excess capacity. Our experimental setup included 350 PlanetLab nodes with upload capacities drawn from our scaled distribution simultaneously joining a swarm distributing a 5 MB file with combined seed capacity of 128 KB/s. All peers departed immediately upon download completion. Initially, we expected overall performance to degrade since high capacity peers would finish quickly and leave, reducing capacity in the system. Surprisingly, performance improved and altruism increased. These results are summarized by the CDFs of completion times comparing *BitTyrant* and the unmodified Azureus client in Figure 12. These results are consistent with our model. In a swarm where the upload capacity distribution has significant skew, high capacity peers require many connections to maximize reciprocation. *BitTyrant* reduces bootstrapping time and results in high capacity peers having higher utilization earlier, increasing swarm capacity.

Although *BitTyrant* can improve performance, such improvement is due only to more effective use of altruistic contribution. Because *BitTyrant* can detect the point of diminishing returns for performance, these contributions can be withheld or reallocated by selfish clients. Users may choose to reallocate capacity to services other than BitTorrent or to other swarms, as most peers participate in several swarms simultaneously [7]. While all popular BitTorrent implementations support downloading from multiple swarms simultaneously, few make any attempt to intelligently allocate bandwidth among them. Those that do so typically allocate some amount of a global upload capacity to each swarm individually, which is then split equally among peers in statically sized active sets. Existing implementations cannot accurately detect when bandwidth allocated to a given swarm should be reallocated to another to improve performance.

In contrast, *BitTyrant*'s unchoking algorithm transitions naturally from single to multiple swarms. Rather than allocate bandwidth among *swarms*, as existing clients do, *BitTyrant* allocates bandwidth among *connections*, optimizing aggregate download throughput over all connections for all swarms. This allows high capacity *BitTyrant* clients to effectively participate in more swarms simultaneously, lowering per-swarm performance for low capacity peers that cannot.

To model the effect of selfish *BitTyrant* users, we repeated our PlanetLab experiment with the upload capacity of all high capacity peers capped at 100 KB/s, the point of diminishing returns observed in Figure 11. A CDF of performance under the capped distribution is shown in Figure 12. As expected, aggregate performance decreases. More interesting is the stable rate of diminishing returns *BitTyrant* identifies. As a result of the skewed bandwidth distribution, beyond a certain point peers that contribute significantly more data do not see significantly faster download rates. If peers reallocate this altruistic contribution, aggregate capacity and average performance are reduced, particularly for low capacity peers. This is reflected in comparing the performance of single clients under the scaled distribution (Figure 11) and single client performance under the scaled distribution when constrained (Figure 12). The average completion time for a low capacity peer moves from 314 to 733 seconds. Average completion time for a peer with 100 KB/s of upload capacity increases from 108 seconds to 190.

While *BitTyrant* can improve performance for a single swarm, there are several circumstances for which its use causes performance to degrade.

- If high capacity peers participate in many swarms or otherwise limit altruism, total capacity per swarm decreases. This reduction in capacity lengthens download times for all users of a single swarm regardless of contribution. Although high capacity peers will see an increase in *aggregate* download rate across many swarms, low capacity peers that cannot successfully compete in multiple swarms simultaneously will see a large reduction in download rates. Still, each individual peer has an incentive to be strategic as their performance improves relative to that of standard clients, even when everyone is strategic or selfish.
- New users experience a lengthy bootstrapping period. To maximize throughput, *BitTyrant* unchokes peers that send fast. New users without data are bootstrapped by the excess capacity of the system only. Bootstrapping time may be reduced by reintroducing optimistic unchokes, but it is not clear that selfish peers have any incentive to do so.
- Peering relationships are not stable. *BitTyrant* was designed to exploit the significant altruism that exists in

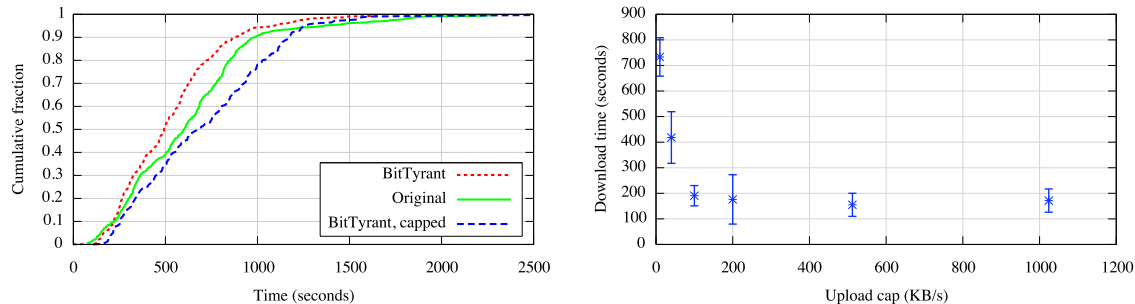


Figure 12: *Left:* CDFs of completion times for a 350 node PlanetLab experiment. *BitTyrant* and the original, unmodified client assume all users contribute all of their capacity. Capped *BitTyrant* shows performance when high capacity, selfish peers limit their contribution to the point of diminishing returns for performance. *Right:* The impact of selfish *BitTyrant* caps on performance. Download times at all bandwidth levels increase (cf. Figure 11) and high capacity peers gain little from increased contribution. Error bars give sample standard deviation over six trials.

BitTorrent swarms today. As such, it continually reduces send rates for peers that reciprocate, attempting to find the minimum rate required. Rather than attempting to ramp up send rates between high capacity peers, *BitTyrant* tends to spread available capacity among many low capacity peers, potentially causing inefficiency due to TCP effects [16].

To work around this last effect, *BitTyrant* advertises itself at connection time using the Peer ID hash. Without protocol modification, *BitTyrant* peers recognize one another and switch to a block-based TFT strategy that ramps up send rates until capacity is reached. *BitTyrant* clients choke other *BitTyrant* peers whose block request rates exceeds their send rates. By gradually increasing send and request rates to other *BitTyrant* clients, fairness is preserved while maximizing reciprocation rate with fewer connections. In this way, *BitTyrant* provides a deployment path leading to the conceptually simple strategy of block-based TFT by providing a short-term incentive for adoption by all users—even those that stand to lose from a shift to block-based reciprocation.

We do not claim that *BitTyrant* is strategyproof, even when extended with block-based TFT, and leave open for future work the question of whether further strategizing can be effective. However, a switch to block-based TFT among mutually agreeing peers would place a hard limit on altruism and limit the range of possible strategies.

## 6 Related work

Modeling and analysis of BitTorrent’s current incentive mechanism and its effect on performance has seen a large body of work since Cohen’s [3] seminal paper. Our effort differs from existing work in two fundamental ways. First is the *conclusion*: we refute popular wisdom that BitTorrent’s incentive mechanism makes it robust to strategic peer behavior. Second is the *methodology*: most existing studies consider small or simulated

settings that poorly capture the diversity of deployed BitTorrent clients, strategic peer behavior, peer capacities, and network conditions. In contrast, we explore BitTorrent’s strategy space with our implementation of a strategic client and evaluate it using analytical modeling, experiments under realistic network conditions, and testing in the wild.

The canonical TFT strategy was first evaluated by Axelrod [1], who showed using a competition that the strategy performs better than other submissions when there are many repeated games, persistent identities, and no collusion. Qiu and Srikant [17] specifically study BitTorrent’s rate-based TFT strategy. They show that if peers strategically limit their upload bandwidth (but split it equally) while trying to maximize download, then, under some bandwidth distributions, the system converges to a Nash equilibrium where all peers upload at their capacity. These results might lead one to believe that BitTorrent’s incentive mechanism is robust as it incentivizes users to contribute their entire upload capacities. Unfortunately, our work shows that BitTorrent fails to attain such an equilibrium for typical file sizes in swarms with realistic bandwidth distributions and churn, which *BitTyrant* exploits through strategic peer and rate selection.

Bharambe et al. [2] simulate BitTorrent using a synthetically generated distribution of peer upload capacities. They show the presence of significant altruism in BitTorrent and propose two alternate peer selection algorithms based on (i) matching peers with similar bandwidth, and (ii) enforcing TFT at the block level, a strategy also proposed by [9]. Fan et al. propose strategies for assigning rates to connections [5], which when adopted by all members of a swarm would lead to fairness and minimal altruism. The robustness of these mechanisms to strategic peer behavior is unclear. More importantly, these proposals appear to lack a convincing evolution path—a peer adopting these strategies to-

day would severely hurt its download throughput as the majority of deployed conformant clients will find such a peer unattractive. In contrast, we demonstrate that *BitTyrant* can drastically reduce altruism while improving performance for a single strategic client today, incenting its adoption.

Shneidman et al. [19] identify two forms of strategic manipulation based on Sybil attacks [4] and a third based on uploading garbage data. Liogkas et al. [12] propose downloading only from seeds and also identify an exploit based on uploading garbage data. Locher et al. investigate similar techniques, i.e., ignoring rate limits of tracker requests to increase the number of available peers and connecting to as many peers as possible [13]. However, there exist straightforward fixes to minimize the impact of such “byzantine” behavior. A third exploit by Liogkas et al. involves downloading only from the fastest peers, but the strategy does not take into account the upload contribution required to induce reciprocation. In contrast, *BitTyrant* maximizes download per unit of upload bandwidth and can drastically reduce its upload contribution by varying the active set size and not sharing its upload bandwidth uniformly with active peers.

Hales and Patarin [8] argue that BitTorrent’s robustness is not so much due to its TFT mechanism, but more due to human or sociological factors that cause swarms with a high concentration of altruistic peers to be preserved over selfish ones. They further claim that releasing selfish clients into the wild may therefore not degrade performance due to the underlying natural selection. Validating this hypothesis requires building and releasing a strategic and selfish client—one of our contributions.

Massoulie and Vojnovic [15] model BitTorrent as a “coupon replication” system with a particular focus on efficiently locating the last few coupons. One of their conclusions is that altruism is not necessary for BitTorrent to be efficient. However, their study does not account for strategic behavior on the part of peers.

Other studies [2, 7, 11] have pointed out the presence of significant altruism in BitTorrent or suggest preserving it [11]. In contrast, we show that the altruism is not a consequence of BitTorrent’s incentive mechanism and can in fact be easily circumvented by a strategic client.

## 7 Conclusion

We have revisited the issue of incentive compatibility in BitTorrent and arrived at a surprising conclusion: although TFT discourages free riding, the bulk of BitTorrent’s performance has little to do with TFT. The dominant performance effect in practice is altruistic contribution on the part of a small minority of high capacity peers. More importantly, this altruism is not a consequence of TFT; selfish peers—even those with modest resources—can significantly reduce their contribution

and yet improve their download performance. BitTorrent works well today simply because most people use client software as-is without trying to cheat the system.

Although we have shown that selfishness can hurt swarm performance, whether or not it will do so in practice remains unclear. The public release of *BitTyrant* provides a test. Perhaps users will continue to donate their excess bandwidth, even after ensuring the maximum yield for that bandwidth. Perhaps users will behave selfishly, causing a shift to a completely different design with centrally enforced incentives. Perhaps strategic behavior will induce low bandwidth users to invest in higher bandwidth connections to compensate for their worse performance, yielding better overall swarm performance in the long run. Time will tell. These uncertainties leave us with the still open question: do incentives build robustness in BitTorrent?

The *BitTyrant* source code and distribution are publicly available at:

<http://BitTyrant.cs.washington.edu/>

## Acknowledgments

We thank our shepherd, Jinyang Li, and the anonymous reviewers for their comments. This work was supported by NSF CNS-0519696 and the ARCS Foundation.

## References

- [1] R. Axelrod. *The Evolution of Cooperation*. Basic Books, 1985.
- [2] A. Bhambe, C. Herley, and V. Padmanabhan. Analyzing and Improving a BitTorrent Network’s Performance Mechanisms. In *Proc. of INFOCOM*, 2006.
- [3] B. Cohen. Incentives build robustness in BitTorrent. In *Proc. of IPTPS*, 2003.
- [4] J. R. Douceur. The Sybil attack. In *Proc. of IPTPS*, 2002.
- [5] B. Fan, D.-M. Chiu, and J. Liu. The Delicate Tradeoffs in BitTorrent-like File Sharing Protocol Design. In *Proc. of ICNP*, 2006.
- [6] GNU Scientific Library. <http://www.gnu.org/software/gsl/>.
- [7] L. Guo, S. Chen, Z. Xiao, E. Tan, X. Ding, and X. Zhang. Measurements, analysis, and modeling of BitTorrent-like systems. In *Proc. of IMC*, 2005.
- [8] D. Hales and S. Patarin. How to Cheat BitTorrent and Why Nobody Does. Technical Report UBLCS 2005-12, Computer Science, University of Bologna, 2005.
- [9] S. Jun and M. Ahamad. Incentives in BitTorrent induce free riding. In *Proc. of P2PECON*, 2005.
- [10] S. Katti, D. Katabi, C. Blake, E. Kohler, and J. Strauss. MultiQ: Automated detection of multiple bottleneck capacities along a path. In *Proc. of IMC*, 2004.
- [11] A. Legout, G. Urvoy-Keller, and P. Michiardi. Rarest First and Choke Algorithms are Enough. In *Proc. of IMC*, 2006.
- [12] N. Liogkas, R. Nelson, E. Kohler, and L. Zhang. Exploiting BitTorrent for fun (but not profit). In *Proc. of IPTPS*, 2006.

Label	Definition	Meaning
$\omega$	2	Number of simultaneous optimistic unchokes per peer
$\lambda$	80	Local neighborhood size (directly connected peers)
$b(r)$	Figure 1	Probability of upload capacity rate $r$
$B(r)$	$\int_0^r b(r)dr$	Cumulative probability of a upload capacity rate $r$
$\text{active}(r)$	$\lfloor \sqrt{0.6r} \rfloor - \omega$	Size (in peers) of the active transfer set for upload capacity rate $r$
$\text{split}(r)$	$\frac{r}{\text{active}(r)+\omega}$	Per-connection upload capacity for upload capacity rate $r$
$s(r)$	Figure 1	Probability of an equal split rate $r$ using mainline $\text{active}(r)$ sizing
$S(r)$	$\int_0^r s(r)dr$	Cumulative probability of an equal-split rate $r$

Table 2: Functions used in our model and their default settings in the official BitTorrent client.

- [13] T. Locher, P. Moor, S. Schmid, and R. Wattenhofer. Free Riding in BitTorrent is Cheap. In *Proc. of HotNets*, 2006.
- [14] H. V. Madhyastha, T. Isdal, M. Piatek, C. Dixon, T. Anderson, A. Krishnamurthy, and A. Venkataramani. iPlane: An information plane for distributed services. In *Proc. of OSDI*, 2006.
- [15] L. Massoulié; and M. Vojnović. Coupon replication systems. *SIGMETRICS Perform. Eval. Rev.*, 33(1):2–13, 2005.
- [16] R. Morris. TCP behavior with many flows. In *Proc. of ICNP*, 1997.
- [17] D. Qiu and R. Srikant. Modeling and performance analysis of BitTorrent-like peer-to-peer networks. In *Proc. of SIGCOMM*, 2004.
- [18] S. Saroiu, P. K. Gummadi, and S. D. Gribble. A measurement study of peer-to-peer file sharing systems. In *Proc. of Multimedia Computing and Networking*, 2002.
- [19] J. Shneidman, D. Parkes, and L. Massoulié. Faithfulness in internet algorithms. In *Proc. of PINS*, 2004.

## A Modeling notes

All numerical evaluation was performed with the GSL numerics package [6]. Refer to Section 3 for assumptions and Table 2 for definitions.

**Upload / download:** Probability of reciprocation for a peer  $P$  with upload capacity  $r_P$  from  $Q$  with  $r_Q$ :

$$\text{p\_recip}(r_P, r_Q) = 1 - (1 - S(r_P))^{\text{active}(r_Q)} \quad (1)$$

Expected reciprocation probability for capacity  $r$ :

$$\text{recip}(r) = \int b(x)\text{p\_recip}(r, x)dx \quad (2)$$

Expected download and upload rate for capacity  $r$ :

$$D(r) = \text{active}(r) \left[ \int b(x)\text{p\_recip}(r, x)\text{split}(x)dx \right] + \omega \left[ \int b(x)\text{split}(x)dx \right] \quad (3)$$

$$U(r) = \min(r, (\text{active}(r) + \omega) D(r)) \quad (4)$$

**Altruism:** Altruism when defined as the difference between upload contribution and download reward

$$\text{altruism\_gap}(r) = \max(0, U(r) - D(r)) \quad (5)$$

Altruism per connection when defined as upload contribution not resulting in direct reciprocation.

$$\begin{aligned} \text{altruism\_conn}(r) = & \\ & \int \left( b(x)((1 - \text{p\_recip}(r, x))\text{split}(r) + \right. \\ & \left. \text{p\_recip}(r, x) \max(0, \text{split}(r) - \text{split}(x))) \right) dx \end{aligned} \quad (6)$$

Total altruism not resulting in direct reciprocation.

$$\text{altruism}(r) = (\text{active}(r) + \omega)\text{altruism\_conn}(r) \quad (7)$$

**Convergence:** Probability of a peer with rate  $r$  discovering matched TFT peer in  $n$  iterations:

$$c(r, n) = 1 - S(r)^n 2^\omega \quad (8)$$

Time to populate active set with matched peers given upload capacity  $r$ . Note,  $s = \text{split}(r)$ , and  $T = 30\text{s}$  is the period after which optimistic unchokes are switched.

$$\begin{aligned} \text{convergence\_time}(r) = & \\ & T \cdot \text{active}(r) \left( c(s, 1) + \sum_{n=2}^{\infty} n c(s, n) \prod_{i=1}^{n-1} (1 - c(s, i)) \right) \end{aligned} \quad (9)$$

**Unchoke probability:** The distribution of number of optimistic unchokes is binomial with success probability  $\frac{\omega}{\lambda}$ . Because overhead is low,  $\lambda \gg \text{active}(r)$  in *BitTyrant*, we approximate  $\lambda - \text{active}(r)$  by  $\lambda$ . The expected number of optimistic unchokes per round is  $\omega$ .

$$\begin{aligned} Pr[\text{unchokes} = x] &= \binom{\lambda}{x} \left(\frac{\omega}{\lambda}\right)^x \left(1 - \frac{\omega}{\lambda}\right)^{\lambda-x} \quad (10) \\ \therefore E[\text{unchokes}] &= \lambda \frac{\omega}{\lambda} = \omega \end{aligned}$$