



Cite this: *Phys. Chem. Chem. Phys.*,
2017, **19**, 10062

Does water belong to the homologous series of hydroxyl compounds $\text{H}(\text{CH}_2)_n\text{OH}$?

Jolanta Świergiel * and Jan Jadżyn

The main objective of this paper is to find a source of anomalously high value of the equilibrium permittivity of water. The source is identified to be the unusually high deformation polarizability. The conclusion follows from the analysis of the behavior of the orientational entropy increment induced by an external electric field applied to the liquids belonging to the homologous series of hydroxyl compounds $\text{H}(\text{CH}_2)_n\text{OH}$ at the end of which water is located. The finding reflects the “indecision” of water about its dielectric relationship with the alcohol family: the value of the permittivity of water absolutely does not fit into alcohols (is too high), while the dipolar orientation effects (which normally determine the permittivity level) fit into alcohols quite well. It results from the presented experimental data that among all the diversity of intermolecular hydrogen-bonded structures existing in liquid water, predominant are the polar entities, *i.e.* the structures which more or less resemble the chains. Otherwise, the dipolar orientational effects would behave in a quite different way than what is observed in the experiment. The result is convergent with the conclusion of Wernet *et al.*, based on the high-performance X-ray studies of water (*Science*, 2004).

Received 3rd February 2017,
Accepted 16th March 2017

DOI: 10.1039/c7cp00750g

rsc.li/pccp

1 Introduction

It is a truism that water is the most important liquid on Earth. However, one should add simultaneously that it is the most complex liquid known even though it is composed of one of the simplest molecules in nature, $\text{H}-\text{O}-\text{H}$. The relative simplicity of water molecules refers, however, to the situation when the molecules are isolated from each other. Being in contact, the water molecules spontaneously link together by the hydrogen bonds $\text{O}-\text{H}\cdots\text{O}$. The uniqueness of the H_2O molecule is that each of its atoms is able to create such a hydrogen bond with an adjacent molecule, while the oxygen atom can form two bonds using two of its free electron pairs. So, in total, the water molecule can participate in four bonds $\text{O}-\text{H}\cdots\text{O}$. Indeed, water is dominated by hydrogen bonds. The energy of a single hydrogen bond is relatively low, because it accounts for about 10% of the energy of a typical covalent bond, but a large amount of such linkages makes the hydrogen bonds a serious energetic player in water, comparable to the energy of thermal excitation of molecules (kT). Competition between these two energies causes continuous disintegration and re-formation of hydrogen bonds, which makes the molecular dynamics of water really exceptional.

In brief, the existence of the directional hydrogen bonds basically determines the structure of water and the continuous cracking of the bonds and re-linking molecules determine the

dynamics of water on the microscopic level. These unique molecular properties result in many unique macroscopic properties of water, which determine all the nature on Earth. Understanding these properties has been the subject of intense research for over a hundred years.^{1–3}

The present paper concerns one of the topics in discussion about the properties of water, namely the inclusion of water in the homologous series of hydroxyl compounds $\text{H}(\text{CH}_2)_n\text{OH}$ and looks at the properties of water from the perspective of alcohols. One should realize that the molecules of alcohols contain in their structure a hydrophobic part, which, however, gradually disappears as n decreases. Anyway, for $n = 0$, the series $\text{H}(\text{CH}_2)_n\text{OH}$ formally ends as water. In reality, however, the transition from $n = 1$ to $n = 0$ is not so simple. After subtraction of the CH_2 group from the methanol molecule, the remaining hydrogen atom adopts totally different properties. Now, the hydrogen, linked to the oxygen atom in the molecule of water, has acidic properties and is capable of forming a hydrogen bond. So, the quantitative change involves here a qualitative change. Besides, the transition from $n = 1$ to $n = 0$ is accompanied by an increase of the electric dipole moment of single molecules from 1.65 D (alcohols) to 1.85 D (water), which reflects the difference in polarity of C–H and O–H bonds.

At the beginning, let us have a look at several well-known properties of water in light of the properties of several alcohols which are nearest to water (from methanol to pentanol). Fig. 1 presents two physical quantities: the molar volumes^{4,5} (a) and the dielectric relaxation time^{6–8} (b), measured for the homologous

Institute of Molecular Physics, Polish Academy of Sciences, M. Smoluchowskiego 17, PL-60-179 Poznań, Poland. E-mail: swiergiel@ifmpan.poznan.pl



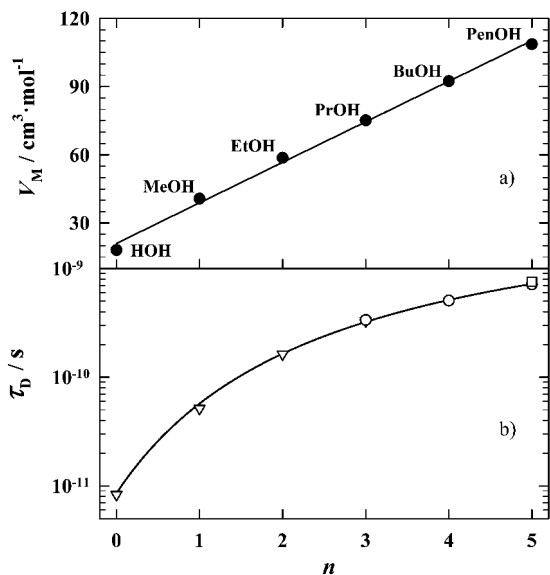


Fig. 1 The molar volume^{4,5} (a) and the principal dielectric relaxation time^{6–8} (b) (at 25 °C) of the homologous series of hydroxyl compounds $\text{H}(\text{CH}_2)_n\text{OH}$: water (0) and aliphatic alcohols: methanol (1), ethanol (2), propanol (3), butanol (4) and pentanol (5).

series of hydroxyl compounds $\text{H}(\text{CH}_2)_n\text{OH}$, $n = 0–5$, at a constant temperature (25 °C). As is clear from the pictures, in both cases water certainly belongs to the series of alcohols. For the molar volumes, the situation seems to be expected, because an increase in the bonding ability of water molecules in comparison to alcohols cannot influence the molar volume of water too much, if one takes into account the relative weakness of the hydrogen bonds.

In the case of the dielectric relaxation time, the situation is a bit different because the dielectric spectrum of the hydroxyl compounds is, in general, composed of several absorption bands.^{9,10} And recently, the number of bands has even increased due to the development of the terahertz techniques.^{11–14} Here, it is important to notice that among the dielectric absorption bands which are recorded for hydroxyl compounds, one band strongly dominates over the others. In general, that band constitutes more than 90% of the total dielectric absorption of hydroxyl compounds. That main dynamic dielectric contribution is a well-known Debye-type band which is related to the collective relaxation of the dipole moments of molecular self-assemblies composed of i molecules, at a given moment t , $\vec{M}(t) = \sum \vec{\mu}_i$, where $\vec{\mu}_i$ is the dipole moment vector of a single molecule. In the case of water, that main dielectric absorption band is situated at about 20 GHz, and the corresponding relaxation time τ_D equals 8.32 ps.⁶ Fig. 1b depicts just the main dielectric relaxation times τ_D recorded for the hydroxyl compounds^{6–8} of different numbers of n . However, the theoretical shape of the $\tau_D(n)$ dependence for hydroxyl compounds is not known, but the experimental data presented in Fig. 1b show that water and alcohols present consistent dependence on n .

As seen in Fig. 2, one cannot say the same about behavior of the viscosities of the compounds under discussion.^{15,16} Here, the water, in any way, cannot be included in the viscosity line

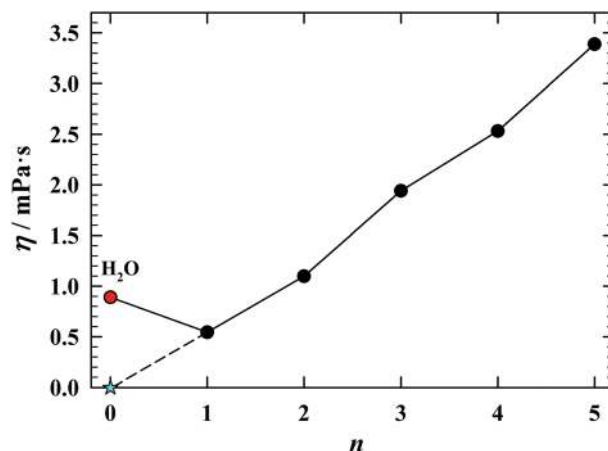


Fig. 2 The viscosity^{15,16} of hydroxyl compounds $\text{H}(\text{CH}_2)_n\text{OH}$, $n = 0–5$, at 25 °C. If water were in the homologous series of alcohols, it would be superfluid at room temperature.

determined by alcohols ($n \geq 1$). One could say this is fortunate, because the continuation of the viscosity evolution occurring within the alcohols would end up in the superfluidity of water at room temperature.

At the end of this introduction let us have a look on the phase diagram of the hydroxyl compounds under consideration. As can be seen in Fig. 3, both m.p. and b.p. of water absolutely do not fit the alcohol data. For water, the real temperatures of the phase transitions are anomalously high. Being in the alcohol regime, water should melt and boil at -84 °C and 43 °C, respectively. So, the anomalous behavior of water does not refer only to the homologous series of H_2O , H_2S , H_2Se , H_2Te and H_2Po .¹⁷ However, as is also observed from Fig. 3, water, as compared with the depicted alcohols, has the narrowest temperature range of existence as a liquid. Propanol offers a liquid state over a temperature range twice as large as that of water.

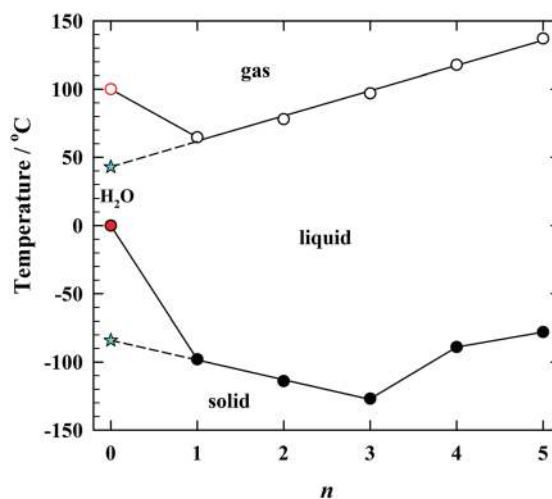


Fig. 3 The phase diagram for the hydroxyl compounds $\text{H}(\text{CH}_2)_n\text{OH}$, $n = 0–5$. The stars represent m.p. ($= -84$ °C) and b.p. ($= 43$ °C) of water, which correspond to an extrapolation to $n = 0$ of the dependences related to the homologous series of alcohols.



Of course, numerous other strange anomalies in the behavior of water are known and discussed in the literature.^{18–20}

In this paper, we will focus on the dipolar orientational effects in water, as the final element in our chain of hydroxyl compounds. Among the experimental data presented above, those from Fig. 1b present rather unexpected consistency of the dielectric relaxation times τ_D of water and alcohols, so, one can suspect that it may result from some coincidences. In this paper, we will verify the conclusions resulting from Fig. 1b, by examining the dipolar orientation effects induced by the static electric field applied to liquids. The static field causes the orientation ordering of the dipolar entities actually existing in a given liquid, while in the fields of high frequencies these entities exhibit their presence as relaxors. Since both experiments, static and dynamic, involve the same molecular objects, the conclusions resulting from these distant frequency regions should be consistent with each other.

Our studies of the dipolar effects may help in solving two hot topics relevant to the understanding of water. The first topic concerns the effective shape of the hydrogen-bonded entities formed by molecules of alcohols and water. Here, we would like to address the conclusions resulting from the studies of X-ray absorption spectroscopy and X-ray Raman scattering, performed for water by Wernet *et al.*²¹ The authors have concluded that the chain-like hydrogen-bonded entities are formed by the molecules of water. This conclusion has been recently classified as one of the myths about water.²²

The second topic is related to the theoretical simulations of the properties of water, in particular the simulations of the high value of its static permittivity ϵ_S ^{23–32} (78 at 25 °C). We hope that our results will lead to something important in this subject.

The methodology of our studies is based on the fact that the ordering of molecular dipoles by the static electric field causes a decrease of the entropy of a liquid. The effect is available in experiment and can be determined on the basis of temperature dependence of the static permittivity of the studied liquid. The theoretical basis of the orientational entropy effects induced by the probing electric field in dipolar liquids was first developed by H. Fröhlich.³³

2 Experimental section

2.1 Materials

Alcohols were purchased from Acros Organics with a declared purity of 99.9%. The liquids were stored over molecular sieves (4 Å) several weeks before the measurements. Water of high purity – deionized reagent grade III (conductivity $1.5 \mu\text{S cm}^{-1}$ at 20 °C) from Acros Organics was used without further treatment.

2.2 Methods

The complex permittivity spectra were recorded using an HP 4194A impedance/gain phase analyzer in the frequency range from 100 Hz to 5 MHz. The measurements were performed in the temperature range from 5 °C to 50 °C. At first, the samples were cooled down (approximately with 1 °C min^{-1}) to 5 °C and

next the measurements were performed for increasing temperature. The temperature of the measuring cell was controlled with a “Scientific Instruments” device, model 9700, within $\pm 2 \times 10^{-3} \text{ °C}$. The details of the used experimental set-up and the procedure of determination of the permittivity values can be found in a recent paper.³⁴

3 Results and discussion

Fig. 4 presents the temperature dependences of the static permittivity of water and five alcohols. Strikingly, there is a big jump in the permittivity value occurring at the transition from methanol to water (at 5 °C the difference is about 48). But let us analyze exactly how, under the isothermal conditions, the static permittivity of the hydroxyl compounds $\text{H}(\text{CH}_2)_n\text{OH}$ evolves with n . Because, for comparison purposes, an analysis of the molar quantities is more comfortable and more safe for interpretation, we will first analyze the behavior of the molar static dielectric susceptibility (χ_M) of the investigated liquids:

$$\chi_M = (\epsilon_S - 1)V_M, \quad (1)$$

where V_M is the molar volume of tested liquids at a given temperature. Thus, we will operate with a constant quantity of molecules (the Avogadro number). The corresponding densities of the tested liquids were taken from the literature.^{4,5} Next, we will return to the discussion on the permittivity of the studied compounds.

Fig. 5a clearly shows that the static dielectric susceptibility of water does not belong to the susceptibility line created by alcohols. The χ_M ($1 \leq n \leq 5$) dependence extrapolated to $n = 0$ leads to the value of $\chi_M^{(\text{star})} = 1.18 \times 10^{-3} \text{ m}^3 \text{ mol}^{-1}$, which is essentially lower than the experimental one ($1.39 \times 10^{-3} \text{ m}^3 \text{ mol}^{-1}$). The permittivity calculated from the extrapolated susceptibility, $\epsilon_S^{(\text{star})} = (\chi_M^{(\text{star})}/V_M) + 1$, is equal to about 66 (Fig. 5b) and is lower

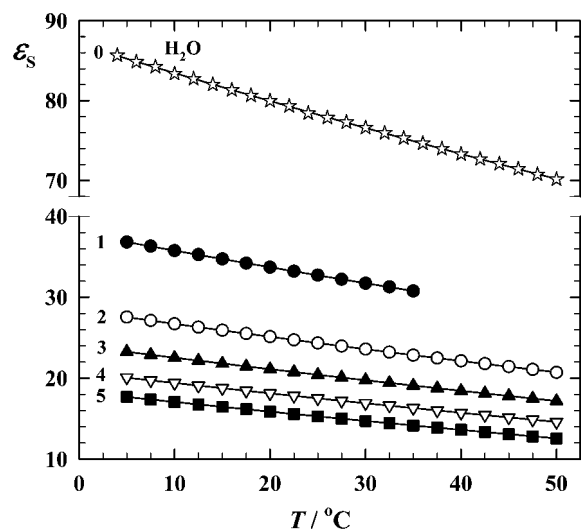


Fig. 4 Temperature dependences of the static permittivity (ϵ_S) of neat hydroxyl compounds $\text{H}(\text{CH}_2)_n\text{OH}$. The numbers in the picture denote the number (n) of CH_2 groups in the alkyl chain of molecules.



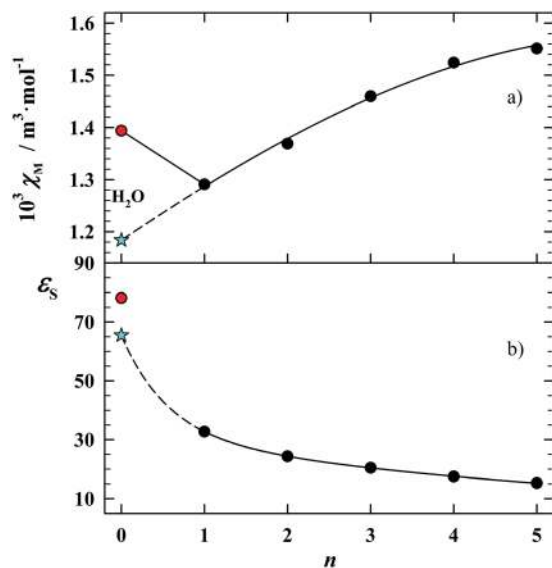


Fig. 5 The molar static dielectric susceptibilities, χ_M , (a) and the static permittivities, ϵ_S , (b) of the hydroxyl compounds $\text{H}(\text{CH}_2)_n\text{OH}$, at 25 °C. Evidently, the susceptibility of water does not fit to the alcohols behavior. The star in (a) denotes the value of alcohols susceptibilities, $\chi_M(1 \leq n \leq 5)$, extrapolated to $n = 0$; the corresponding extrapolated value of permittivity $\epsilon_S^{\text{(star)}} [=(\chi_M^{\text{(star)}}/V_M) + 1]$ is similarly denoted in (b) as star.

by about 12 from the measured permittivity value (the extrapolated susceptibility and permittivity, are marked in Fig. 5 as stars). It seems to be important to notice here that the permittivity value of about 66 appears in part of the papers devoted to the simulations of the static permittivity of water.²³ The problem of the origin of the permittivity excess from 66 to the actual value 78 (all at 25 °C), is one of the fundamental and unresolved issues in the understanding of water at the molecular level. In the hope of finding some important information in this regard, let us examine the dipolar orientation effects as seen through the temperature behavior of the static permittivities of the studied hydroxyl compounds. The orientational effect reflects the actual state of the molecular self-assembly process at the given temperature, whereas the evolution of that effect with temperature reveals the direction of that process.

But before presenting the results in detail, a short comment should be added about the still commonly used Kirkwood correlation factor,³⁵ g_K , as a detector of dipolar couplings in liquids. The factor is defined as the square of the ratio of the apparent dipole moment per one molecule of the studied dipolar liquid (μ_{app}) and the dipole moment (μ_1) of a single molecule (monomer) of the compound:

$$g_K = (\mu_{\text{app}}/\mu_1)^2. \quad (2)$$

The apparent dipole moment is usually determined with the use of the Onsager equation:³⁶

$$\epsilon_S - \epsilon_\infty = \frac{\epsilon_S(\epsilon_\infty + 2)^2 N_0 \mu_{\text{app}}^2}{2\epsilon_S + \epsilon_\infty 9\epsilon_0 kT}, \quad (3)$$

while the dipole moment of a single molecule can be obtained from the measurements in the gaseous state of the compound

or in very dilute solutions in non-polar solvents. In eqn (3), ϵ_∞ denotes the permittivity measured in the frequencies high enough to prevent the dipoles reorientations, N_0 is the dipole density number at a given (absolute) temperature T , and $\epsilon_0 = 8.85 \text{ pF m}^{-1}$ is the permittivity of free space.

The factor g_K reflects the predominant type of intermolecular interaction occurring in polar liquids. In the case when the dipole–dipole correlations are negligible, μ_{app} is equal to the dipole moment of a single molecule, μ_1 , and the Kirkwood factor $g_K = 1$. The case of $g_K < 1$ corresponds to the antiparallel dipolar correlation which leads to the reduction of the dipole moment per molecule and the case of $g_K > 1$ reflects the parallel dipoles correlation with enhancement of the apparent molecular dipole moment. It is natural that with increasing temperature of a studied system, the Kirkwood correlation factor tends to 1, independent of the type of the dipolar interaction.

As is apparent from the eqn (3), the physical quantity which essentially determines the value of μ_{app} is the difference between the static and high-frequency permittivities of the studied compound, $\epsilon_S - \epsilon_\infty$. The basic problem is that we can precisely determine ϵ_S , but not ϵ_∞ . The difficulties are related both to the accuracy of measurement of the permittivity in high frequencies as well as to the numerical processing of the experimental data. The detailed discussion of that problem was presented in a recent paper.³⁷ Here, we show only the difficulties with the description of the dipolar situation in water, when one uses the Kirkwood correlation factor.

On Fig. 6 are shown some literature values of ϵ_∞ ^{6,38,39} for water and for the first three alcohols.⁶ The figure depicts also the squared refractive index (n_D^2) of hydroxyl compounds, measured for the sodium D line.^{5,40}

The static permittivity of water ($\epsilon_S = 78.36$, at 25 °C) is known with a relatively high accuracy, while the high-frequency permittivity, ϵ_∞ , as is clearly seen in Fig. 6, can be estimated with a considerable margin. The value of ϵ_∞ for water, resulting from an assumption used in the literature that $\epsilon_\infty \approx 1.1n_D^2$ (10% represents the atomic polarizability) amounts $\epsilon_\infty \approx 1.954$,

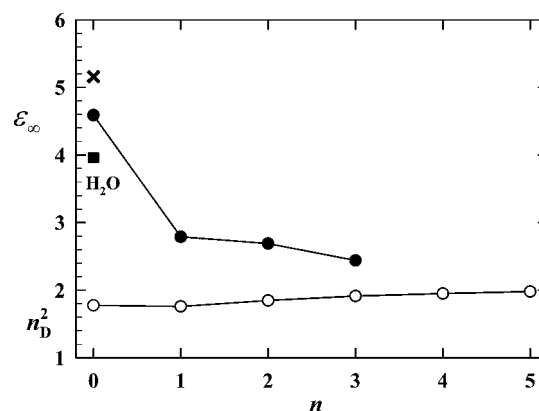


Fig. 6 The high-frequency permittivities (ϵ_∞) of water and methanol, ethanol and propanol (full points).^{6,38,39} The open points are the refractive index squared of hydroxyl compounds $\text{H}(\text{CH}_2)_n\text{OH}$ ($n = 0-5$).^{5,40} The data refer to the temperature of 25 °C.



while, as seen in Fig. 6, the numerical analysis of the dielectric relaxation spectrum can lead to a value as high as $\epsilon_\infty \approx 5.16$.³⁹ The first option gives for the Kirkwood correlation factor the value $g_K = 2.56$ (quite strong parallel dipolar association), while the latter value gives $g_K = 0.77$ (significant antiparallel coupling). For $\epsilon_\infty \approx 4.59$ ⁶ (full circle for $n = 0$ in Fig. 6), $g_K = 0.90$ (moderate antiparallel association of dipoles) and for $\epsilon_\infty \approx 3.96$ ³⁸ (full square for $n = 0$ in Fig. 6), $g_K = 1.11$ (moderate parallel association of dipoles). Of course, such discrepancies are not acceptable. In practice, the problem of an appropriate determination of ϵ_∞ concerns nearly all polar liquids, although the differences between $1.1n_D^2$ and ϵ_∞ are not always as dramatic as in the case of water. But whatever the experimental circumstances, the anomalously large difference between n_D^2 and ϵ_∞ of water seems to be real and we will get back to that problem later.

As shown in numerous papers,^{41–45} an alternative method which reveals the state of dipolar aggregation of molecular dipoles in liquids is also related to the liquid permittivity, but only with its static part, ϵ_s . Namely, it was shown first by Fröhlich in 1958³³ and next by Becker,⁴⁶ Landau, Lifshitz and Pitaevskii⁴⁷ and Scaife,⁴⁸ that the probing electric field, applied to the dipolar liquid, induces an increment of the thermodynamic quantities (internal energy, entropy and Helmholtz free energy), which are quite simply related to the static permittivity of a liquid, ϵ_s , its temperature derivative, $d\epsilon_s/dT$, and the square of the electric field strength E . For the purposes of this work, we are interested in the change of entropy, which is dependent exclusively on the permittivity temperature derivative:

$$\frac{\Delta S(T)}{E^2} \equiv \frac{S(T, E) - S_0(T)}{E^2} = \frac{\epsilon_0}{2} \frac{d\epsilon_s}{dT}(T), \quad (4)$$

where S_0 is the entropy in the absence of the electric field. The sign and the value of the orientational entropy increment, ΔS , reflect an actual state of the molecular self-assembling process occurring in tested liquid at a given temperature, whereas the evolution of the increment with temperature, explicitly reveals the type of that process.

It is obvious that an ordering of the dipolar entities forced by electric field leads to decrease of the orientational entropy of the tested liquid, *i.e.* the entropy increment is negative. The change of the temperature definitely differentiates the ways of the molecular self-assembling: with lowering temperature the increment increases (in its absolute value) for the dipoles parallel self-association (a positive slope) and $|\Delta S|$ decreases for the antiparallel coupling of molecular dipoles (a negative slope). The temperature independence of the entropy increment virtually means that the dipolar correlations in a given liquid can be neglected.

Like in the case of the static permittivity, for interpretation purposes, we will refer to the entropy increment per mole of the molecules of the studied liquid, $\Delta S(T)V_M(T)E^{-2}$.

Fig. 7 presents the temperature dependences of the increments of the molar orientational entropy for the studied hydroxyl compounds. A brief overview of the results shows that the tested fluids behave quite similarly. For all compounds, the entropy increment is negative, and its slope in temperature

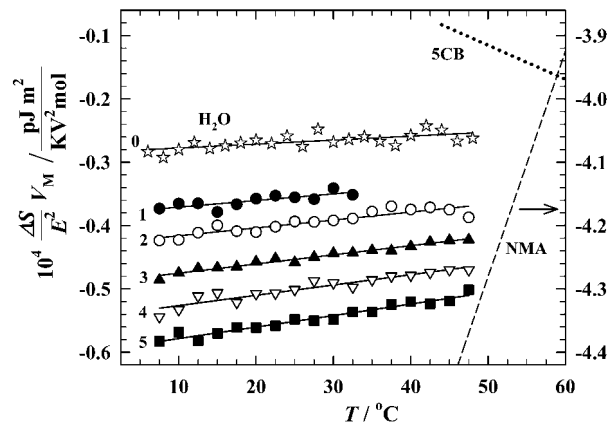


Fig. 7 Temperature dependences of the increments of molar orientational entropy for water (0) and aliphatic alcohols [from methanol (1) to pentanol (5)]. For comparison, the dependences for two radically different self-associated liquids are traced in the picture: *N*-methylacetamide (NMA),⁴⁹ the molecules of which form strongly elongated (head-to-tail) hydrogen-bonded chains and *n*-pentylcyanobiphenyl (5CB),⁴¹ the mesogenic dipolar liquid where the antiparallel dimers strongly dominate.

dependence is positive. Two main conclusions follow from Fig. 7. (i) The negative value of the entropy increment indicates that the dominant effect caused by an applied electric field is the ordering of the dipolar entities actually existing in the liquids. (ii) The positive slope of the increment reflects the gradual increase of the polarity of the entities with decreasing temperature. This is a typical temperature behavior of liquids where relatively weak intermolecular interactions, especially hydrogen bonds, lead to the formation of polar supramolecular polymers. Increase of the negative orientational entropy, which is observed with decreasing temperature, is a consequence of an increase of the degree of supramolecular polymerization in the tested liquids.

The experiment described here allows one to distinguish between supramolecular polymers in which the molecules are hydrogen-bonded in two different ways. The first way, the cyclic way, leads to reduction in the polarity of the molecular assembly in comparison to the polarity of non-linked molecules, and with decreasing temperature the reduction intensifies because the cyclic assemblies include more molecules. The second way, the chain-like way, leads to an opposite temperature effect: an increase in the polarity of the molecular assembly with decreasing temperature. Of course, both of these ways can be realized simultaneously, especially in such a complex liquid like water, and what is observed in the experiment is the resultant of all possible ways of molecular self-assembly.

The experimental data presented in Fig. 7 prove that in the tested hydroxyl compounds, including water, the resultant molecular supramolecular assemblies are of chain-like type. However, one must realize the scale of the problem we are dealing with here. In Fig. 7 are traced the temperature dependences of the molar entropy for the two exceptional liquids which represent the above discussed extreme ways of molecular self-aggregation. *N*-Methylacetamide (NMA)⁴⁹ is well known for its huge self-association in the form of the hydrogen-bonded



quasi-linear supramolecular polymers. The second compound is *n*-pentylcyanobiphenyl (5CB),⁴¹ the classical nematogenic liquid, strongly self-associated in antiparallel dimers due to the dipole–dipole couplings. As can be seen in the picture, the temperature behavior of the hydroxyl compounds certainly resembles NMA, but the scale of the orientational effects in alcohols and water is really small.

Further analysis of our results will concern only details, however, details of great importance. As seen in Fig. 7, the increment of the entropy is negative for all compounds, but its absolute value is steadily increasing with increasing *n*. It undoubtedly means that the resultant polarities of the hydrogen bonded molecular associates are gradually increasing when going from water to pentanol. So, the experiment shows the direction in which the population of the cyclic self-assemblies with partially or even totally reduced dipole moment decreases. As expected, the highest number of the hydrogen bonded cyclic entities can be found in water, but even here these cyclic entities do not prevail on the chain-like associates.

Fig. 8 shows how in studied hydroxyl compounds develops the process of formation of the more and more polar (*i.e.* the chain-like) self-associates: under the isothermal conditions, that process increases monotonically with increasing the length of the alkyl chain. A weak odd–even effect is observed for low values of *n*. As is clearly evident from Fig. 8, from the point of view of the orientational processes, the water certainly belongs to the alcohol family. So, the behavior of the dielectric relaxation time, as presented in Fig. 1b, is not accidental. The behavior of the dielectric relaxation time is consistent with the dipolar orientational picture seen at the low frequencies of the probing electric field.

Thus, our studies reveal the following singularity in the dielectric properties of water: its static permittivity does not fit to the permittivities of alcohols (Fig. 5), while the dipolar orientational effects in water, which give a decisive contribution to the permittivity, behave consistently with alcohols (Fig. 8). The understanding of that apparent contradiction can lead through the assumption of an exceptionally high atomic polarizability of

water. It is probably the only assumption which can be physically justified. The deformational polarizabilities are induced in the direction of an applied electric field, and thus, are not involved in the ordering process, but, of course, they make a contribution to the static permittivity of liquids. The contribution of the atomic polarizability to the total deformational polarizability can be roughly estimated taking into account the experimental values of n_D^2 , which represent the electronic polarizability, and ϵ_∞ , which represents the total deformation polarizability (atomic + electronic). As depicted in Fig. 6, the high-frequency permittivity of water is about twice as large as the square of the refractive index, $\epsilon_\infty \approx 2n_D^2$, *i.e.* the atomic polarizability is more or less equal to the electronic polarizability. In “normal” liquids, the atomic polarizability amounts only to about 10% of the electronic polarizability.

Our experiment enabled one to separate the share of the permanent and induced dipoles in the equilibrium permittivity of water. This result can have an impact on the assumptions made for the computer simulations of the physical properties of water, in particular of its permittivity. Because the molecular simulations for water are being developed for nearly half a century and the number of papers published on this topic is impressive, we will limit ourselves here to one remark. The intermolecular potentials which are commonly used for water involve rigid structures. As was mentioned above, such simulations often lead to a water static permittivity value of about 66. The convergence of that value with the permittivity extrapolated from the homologous series of alcohols, marked as an asterisk in Fig. 5b, appears to be not accidental.

A part of the simulations which takes into account the broad range of the effects of deformational polarizability of water,^{25,26,29} leads to results much more approximate to the experimental values and concerns not only the permittivity but also other basic physical properties of water. Such simulations consume, however, much more computing time. The results presented in this work seem to prove that it is worth paying attention and devoting a long period of time to learn the secrets of the most important liquid.

4 Conclusions

There is no clear answer to the question posed in the title of this paper. It was, however, to be expected, given the complexity and uniqueness of water. However, failure of water with respect to some rules prescribed by the alcohols, helped us to realize something very important. Namely, the discrepancy between the permittivity of water and alcohols, on the one hand, and the consistency in the dipolar orientation effects occurring in the both systems, on the other hand, revealed an anomalously high polarizability of water as the main cause of the (too) high value of its permittivity.

In addition, the presented studies have demonstrated that among the self-assemblies formed in water, certainly of a great diversity, the predominant entities are the hydrogen-bonded chain-like polar structures which undergo ordering by an

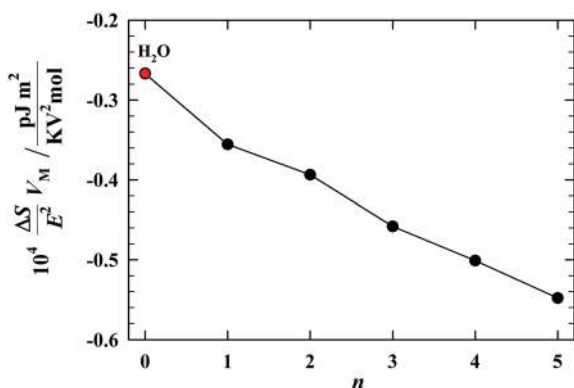


Fig. 8 The isothermic dependence of the increment of molar orientational entropy of water and alcohols on the number *n* of CH₂ groups in the alkyl chain of H(CH₂)_{*n*}OH molecules. In the frame of a weak odd–even effect, the water quite well fits to the homologous series of alcohols (*T* = 25 °C).



external electric field, reducing in that manner the entropy of the liquid. The finding has resulted from the analysis of behavior of the static permittivity of hydroxyl compounds which has been precisely measured at different temperatures. Temperature evolution of the derivative $d\epsilon_s/dT$ quite clearly indicates that in liquid water the averaged structures are the polar (thus elongated) intermolecular entities.

References

- 1 P. Ball, *H₂O: A Biography of Water*, Phoenix Press, London, 2000.
- 2 J. Russo and H. Tanaka, *Nat. Commun.*, 2014, **5**, 3556.
- 3 C. Fishman, *The Big Thirst: The Secret Life and Turbulent Future of Water*, Free Press, 2012.
- 4 Å. U. Burman and K. H. U. Ström, *J. Chem. Eng. Data*, 2008, **53**, 2307–2310.
- 5 J. Ortega, *J. Chem. Eng. Data*, 1982, **27**, 312–317.
- 6 J. Barthel, K. Bachhuber, R. Buchner and H. Hetzenauer, *Chem. Phys. Lett.*, 1990, **165**, 369–373.
- 7 T. Shinomiya, *Bull. Chem. Soc. Jpn.*, 1989, **62**, 908–914.
- 8 Y. Dutuit, J. L. Salefran, A. M. Bottreau, R. Chahine and T. K. Bose, *Adv. Mol. Relax. Processes*, 1982, **23**, 75–95.
- 9 V. Raicu and Y. Feldman, *Dielectric Relaxation in Biological System, Physical Principles, Methods and Applications*, Oxford University Press, 2015.
- 10 J. C. Dore and J. Teixeira, *Hydrogen-Bonded Liquids*, Kluwer, Dordrecht, 1991.
- 11 T. Fukasawa, T. Sato, J. Watanabe, J. Hama, W. Kunz and R. Buchner, *Phys. Rev. Lett.*, 2005, **95**, 197802.
- 12 I. Popov, P. B. Ishai, A. Khamzin and Y. Feldman, *Phys. Chem. Chem. Phys.*, 2016, **18**, 13941–13953.
- 13 N. Q. Vinh, M. S. Sherwin, S. J. Allen, D. K. George, A. J. Rahmani and K. W. Plaxco, *J. Chem. Phys.*, 2015, **142**, 164502.
- 14 C. Rønne, P.-O. Åstrand and S. R. Keiding, *Phys. Rev. Lett.*, 1999, **82**, 2888–2891.
- 15 B. González, N. Calvar, E. Gómez and A. Domínguez, *J. Chem. Thermodyn.*, 2007, **39**, 1578–1588.
- 16 M. I. Aralaguppi, C. V. Jadar and T. M. Aminabhavi, *J. Chem. Eng. Data*, 1999, **44**, 216–221.
- 17 B. Cabane and R. Vuilleumier, *C. R. Geosci.*, 2005, **337**, 159–171.
- 18 J. Teixeira, A. Luzar and S. Longeville, *J. Phys.: Condens. Matter*, 2006, **18**, S2353–S2362.
- 19 J. Swenson and J. Teixeira, *J. Chem. Phys.*, 2010, **132**, 014508.
- 20 A. Nilsson and L. G. M. Pettersson, *Nat. Commun.*, 2015, **6**, 8998.
- 21 Ph. Wernet, D. Nordlund, U. Bergmann, M. Cavalleri, M. Odellius, H. Ogasawara, L. Å. Näslund, T. K. Hirsch, L. Ojamäe, P. Glatzel, L. G. M. Pettersson and A. Nilsson, *Science*, 2004, **304**, 995–999.
- 22 A. K. Soper, *Pure Appl. Chem.*, 2010, **82**, 1855–1867.
- 23 G. Raabe and R. J. Sadus, *J. Chem. Phys.*, 2011, **134**, 234501.
- 24 M. Sprik and M. L. Klein, *J. Chem. Phys.*, 1988, **89**, 7556–7560.
- 25 I. M. Svishchev and T. M. Hayward, *J. Chem. Phys.*, 1999, **111**, 9034–9038.
- 26 G. Lamoureux, E. Harder, I. V. Vorobyov, B. Roux and A. D. MacKerell Jr., *Chem. Phys. Lett.*, 2006, **418**, 245–249.
- 27 J. Li, Z. Zhou and R. J. Sadus, *J. Chem. Phys.*, 2007, **127**, 154509.
- 28 P. Paricaud, M. M. Predota, A. A. Chialvo and P. T. Cummings, *J. Chem. Phys.*, 2005, **122**, 244511.
- 29 I. M. Svishchev, P. G. Kusalik, J. Wang and R. J. Boyd, *J. Chem. Phys.*, 1996, **105**, 4742–4750.
- 30 S. Riniker, A.-P. E. Kunz and W. F. Van Gunsteren, *J. Chem. Theory Comput.*, 2011, **7**, 1469–1475.
- 31 G. A. Cisneros, K. T. Wikfeldt, L. Ojamäe, J. Lu, Y. Xu, H. Torabifard, A. P. Bartók, G. Csányi, V. Molinero and F. Paesani, *Chem. Rev.*, 2016, **116**, 7501–7528.
- 32 H. J. Strauch and P. T. Cummings, *Mol. Simul.*, 1989, **2**, 89–104.
- 33 H. Fröhlich, *Theory of Dielectrics*, Clarendon Press, Oxford, 2nd edn, 1958.
- 34 J. Świergiel and J. Jadzyn, *J. Chem. Eng. Data*, 2012, **57**, 2271–2274.
- 35 J. G. Kirkwood, *J. Chem. Phys.*, 1939, **7**, 911–919.
- 36 C. J. F. Böttcher and P. Bordewijk, *Theory of Electric Polarization: Dielectric in Time-Dependent Fields*, Elsevier, Amsterdam, 1992.
- 37 J. Świergiel, I. Płowaś and J. Jadzyn, *J. Mol. Liq.*, 2016, **220**, 879–882.
- 38 T. Sato and R. Buchner, *J. Phys. Chem. A*, 2004, **108**, 5007–5015.
- 39 U. Kaatz and V. Uhlenndorf, *Z. Phys. Chem. Neue Fol.*, 1981, **126**, 151–156.
- 40 C.-P. Lin, G.-H. Lai and C.-H. Tu, *J. Chem. Eng. Data*, 2013, **58**, 3265–3274.
- 41 J. Jadzyn, G. Czechowski, C. Legrand and R. Douali, *Phys. Rev. E: Stat., Nonlinear, Soft Matter Phys.*, 2003, **67**, 041705.
- 42 J. Jadzyn and G. Czechowski, *J. Phys. Chem. B*, 2007, **111**, 3727–3729.
- 43 J. Jadzyn, U. Sokolowska and J.-L. Déjardin, *J. Phys. Chem. B*, 2007, **112**, 9050–9052.
- 44 J. Świergiel, J. Jadzyn and L. Bouteiller, *J. Phys. Chem. B*, 2010, **114**, 737–741.
- 45 G. P. Johari, *J. Chem. Phys.*, 2016, **145**, 164502.
- 46 R. Becker, *Electromagnetic fields and interactions*, Blackie and Son, London, 1964.
- 47 L. D. Landau, E. M. Lifshitz and L. P. Pitaevskii, *Electrodynamics of continuous media*, Pergamon Press, Oxford, 2nd edn, 1984.
- 48 B. K. P. Scaife, *Principles of Dielectrics*, Clarendon Press, Oxford, 1998.
- 49 J. Świergiel and J. Jadzyn, *Phys. Chem. Chem. Phys.*, 2011, **13**, 3911–3916.

