

DRYING KINETICS OF SOME BUILDING MATERIALS

A. Moropoulou, M. Karoglou, A. Giakoumaki, M.K. Krokida,
Z.B. Maroulis and G.D. Saravacos

National Technical University of Athens, 15780, Greece.

E-mail: mkrok@chemeng.ntua.gr

E-mail: margo@central.ntua.gr

(Received: October 20, 2004 ; Accepted: November 20, 2004)

Abstract - Moisture is one of the most deteriorating factors of buildings. The deteriorating effect of moisture occurs mainly during the drying phase, and not in the wetting phase. Appropriate parameters of the drying kinetics are required for the building materials. Environmental factors, such as air temperature, air humidity, and air velocity affect drying. An experimental air dryer of controlled drying air conditions was used to investigate the drying performance of 4 stone materials, 2 bricks and 7 plasters. Drying kinetics was examined at 4 air temperatures, 6 air humidities, and 3 air velocities. A first-order kinetics model was obtained, in which the drying time constant was a function of the drying conditions, and the equilibrium material moisture content was described by the Oswin equation. The parameters of the proposed model were found to be affected strongly by the material and the drying air conditions. The results obtained are very useful in selecting the appropriate plaster to protect existing historic buildings.

Keywords: Stones; Bricks; Plasters; Sorption Isotherms.

INTRODUCTION

Moisture is one of the most deteriorating factors of buildings. The masonry moisture content depends on hygroscopic equilibrium between buildings materials and environment (Albanesi, 1998), which is determined by the drying and wetting rate of masonry. So, the moisture content is not only determined by the water that is absorbed by the material, but also by the amount of water that is evaporated under favorable conditions, which is described by the drying process. Thus, the investigation of materials drying kinetics is very useful in understanding the effect of environmental conditions on the moist storage of building materials.

Moreover, most building materials are hygroscopic, which means that they absorb water vapour from the environment until equilibrium conditions are achieved. This behaviour can be described by the isotherm sorption curves over a

humidity range between 0 and ca 95% relative humidity (Kuenzel, 1995).

Many moisture transfer models have been used to describe the drying process of porous materials in the food and chemical industry (Maroulis & Saravacos 2003). In this case, a first order drying kinetic model is used to describe heat and mass transfer phenomena. The drying time constant depends on both material and drying air properties, as it is the phenomenological property representative of several transport phenomena. The effect of air temperature, relative humidity and air velocity on drying time constant of building materials has been studied partially (Jayamaha et al, 1996; Derdour et al 2000).

The objective of this work is to investigate the drying kinetics and water sorption and desorption isotherms of some building materials. More specifically, the aim of this work was to study the effect of some drying conditions on the progress of the drying process. The air temperature was 20°-

45°C, the relative humidity 10-80% and the air velocity varied from 1 to 8 m/s.

MATHEMATICAL MODEL

The drying time constant can be defined using the so-called thin-layer equation. It is assumed that the material layer is thin enough or the air velocity is high so that the conditions of the drying air (humidity, temperature) are kept constant throughout

the material. The drying time constant depends on both material and air properties as it is the phenomenological property representative of several transport phenomena. So, it is a function of material moisture content, as well as air humidity, temperature, and velocity. The mathematical model used to calculate the drying time constant from experimental data has been discussed analytically by various researchers (Saravacos & Maroulis 2001; Maroulis & Saravacos 2003) and it is summarized in Table 1.

Table 1: Parameters estimation

$\frac{-dX}{dt} = \frac{(X-X_e)}{t_c}$ $X = X_e - (X_e - X_0)e^{-t/t_c}$ $t_c = c_0 V^{c_1} T^{c_2} a_w^{c_3}$ $X_e = b_0 \exp\left(\frac{b_1}{T}\right) \left(\frac{a_w}{1-a_w}\right)^{b_2}$ <p>where, X is the material moisture content (kg water/kg dry solids), X_e, is the equilibrium moisture content (kg water /kg dry solids), X_0 is the initial material moisture content (kg water/kg dry solids) t_c is the drying time constant (h), and t is the time of drying (h) c_0 constant (h), c_1, c_2, c_3 are dimensionless constants (-) T is the dry bulb temperature of air (°C), V is the air velocity (m/s), a_w is the water activity of the air b_1, b_2, b_3 are empirical constants</p>
--

MATERIALS AND METHODS

Three categories of building materials were studied: bricks, plasters and stones. For each category various materials were selected, having different microstructural characteristics. Especially, the following plasters were selected: pre-mixed mortars suitable for masonries suffering from rising damp phenomena, traditional plasters from a historic building, and a cement-based product commonly used in modern and historic constructions. The pre-mixed mortars were prepared according to manufactures specifications. The material characteristics are summarized in Table 2.

A water sorption analysis (CISORP, CI Electronics Ltd), was used in order to estimate the water sorption-desorption isotherms of the samples. Water uptake and release was determined gravimetrically, i.e. by weighing the sample during

the process. The samples weighed about 0.5g. The isotherms were estimated for three operating temperatures (15°C, 25°C, and 35°C), while the relative humidity changed from 0-90%, using a 10-scale step, at ambient pressure. Data were recorded and saved automatically during the experiments.

Experiments to determine the influence of process variables on the drying kinetics were performed in a convective air dryer. The variables taken into consideration were the air temperature, air humidity and air velocity. The drying experiments were carried out with sample size of 3x3x3cm for each material, at four levels of air-temperature (20°, 30° and 35°C and 40°C), three levels of air velocity (1, 3 and 8m/s) and 6 levels of relative humidity of the air (30, 40, 50, 60, 70 and 80%). Before the start of the experiment the samples were saturated with water through imbibition in distilled water, according to Italian recommendation Normal/20-85.

Table 2: Materials

Code	Materials	Comments
Bricks		
BRI	Country: Italy	Hand-made clay brick
BRM	Country: Greece	Hand-made clay brick
Plasters		
PEM	Pre-mixed	Suitable for masonries suffering from rising damp phenomena/ binder: hydraulic lime
PMP	Pre-mixed	Suitable for masonries suffering from rising damp phenomena/ binder: aerial lime
PRL	Premixed	Suitable for masonries suffering from rising damp phenomena/ binder: cement
PTI	Premixed	Cement -based mortar
PTR	Premixed	Suitable for masonries suffering from rising damp phenomena/ binder: cement
PZN1	Traditional	From a neoclassical building (of 19th century) at Athens City Center/ binder: aerial lime
PZN2	Traditional	From a neoclassical building (of 19th century) at Athens City Center / binder: aerial lime
Stones		
SCY	Cyprus	Quarry sandstone
SRH	Rhodes	Quarry sandstone
SRY	Rethimno Yellow	Quarry sandstone
SWR	Rethimno White	Quarry sandstone

RESULTS AND DISCUSSION

The mathematical model of Table 1 was fitted to the experimental data and the results of parameter estimation are summarized in Table 3. Each set of parameters corresponds to a different building material. The corresponding values of residual sum of squares are also given in Table 3. The main results are summarized in Figures 1 through 4.

The equilibrium material moisture content is strongly affected by temperature and humidity of surrounding air. Thus, the equilibrium material moisture content is higher at lower air temperature and at higher humidity levels. The equilibrium material moisture content of various materials is presented in Figure 1. It must be noted that most of the examined materials showed a significant hysteresis between sorption and desorption isotherm

curves (Figure 2).

The experimental and calculated results of the model for the drying of a building material are given in Figure 3. In this Figure, the effect of various parameters is shown. As expected, there is an acceleration of the drying process due to the increase of the air velocity of the drying air from 1 to 8 m/sec. The effect of air humidity is also considered very important, which makes the drying rate decrease as the air humidity increases from 30 to 70%. The effect of air relative humidity and air velocity on the drying time constant is presented in Figure 4 for most of the examined building materials. The drying time constant values decrease with air velocity and increase with air humidity of all the examined materials, with a range varying between various materials depending on the type of the examined material.

Table 3: Estimated Parameters

Materials	c_0	c_1	c_2	c_3	S_k	b_0	b_1	b_2	S_{Xe}
BRI	1.80			0.89	0.037	2.39E-02	1.16	0.30	1.7
BRM	1.10			0.89	0.010	3.10E-02	0.73	0.41	0.4
PEM	1.16			1.01	0.055	4.55E-07	3.80	0.66	0.5
PMP	0.91			0.84	0.005	3.19E-05	2.49	0.45	0.1
PRL	1.21			0.85	0.011	3.53E-02	0.57	0.51	0.2
PTI	1.26			0.78	0.016	1.46E-05	2.33	0.71	0.0
PTR	1.73	-0.8	0	0.83	0.117	5.40E-03	1.31	0.35	2.1
PZN1	1.11			0.67	0.015	1.44E-04	2.55	0.38	17.7
PZN2	0.99			0.55	0.021	1.69E-02	1.10	0.44	12.3
SCY	0.92			0.47	0.005	2.00E-06	3.60	0.44	4.5
SRH	0.77			0.87	0.003	7.17E-06	3.85	0.31	239.2
SRY	1.14			0.85	0.009	8.61E-07	3.79	1.03	13.2
SWR	0.89			0.73	0.007	2.05E-06	3.58	0.62	3.3

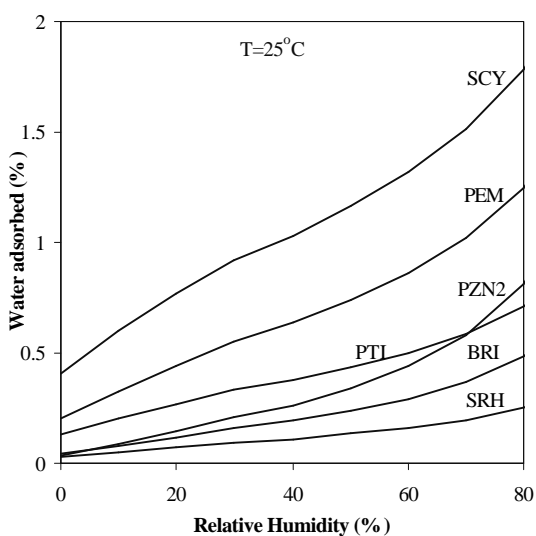


Figure 1: Isotherms of some building materials at $T=20^{\circ}\text{C}$.

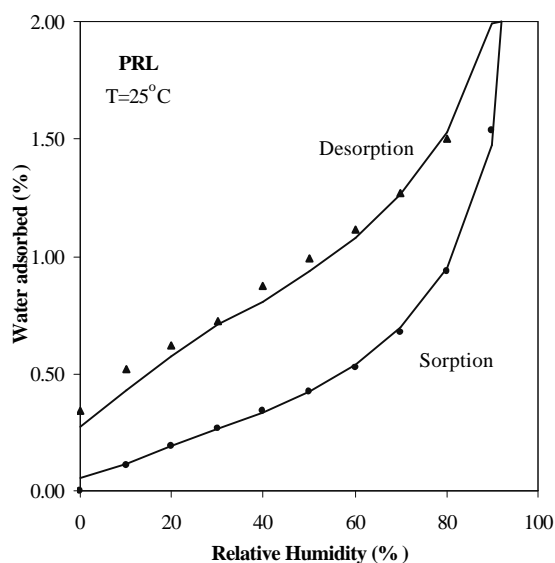
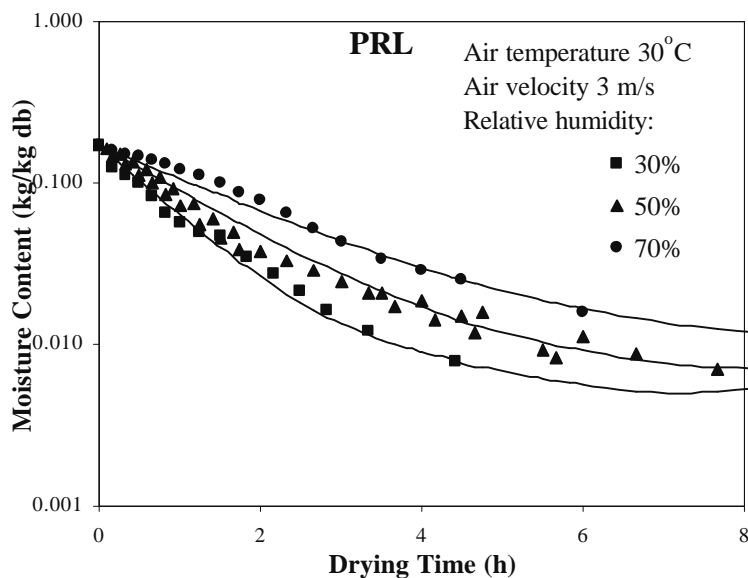


Figure 2: Sorption and desorption isotherms of PRL (plaster) at $T=20^{\circ}\text{C}$.



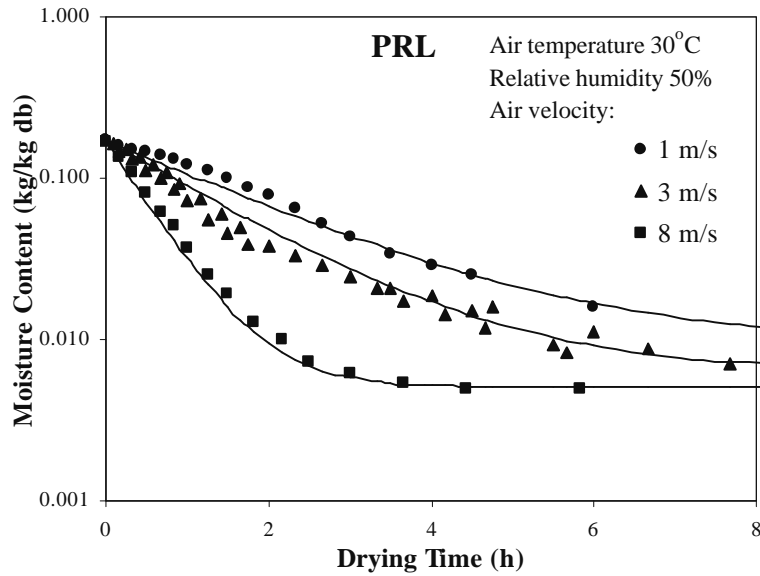


Figure 3: Effect of air relative humidity and air velocity at drying kinetics of PRL (plaster).

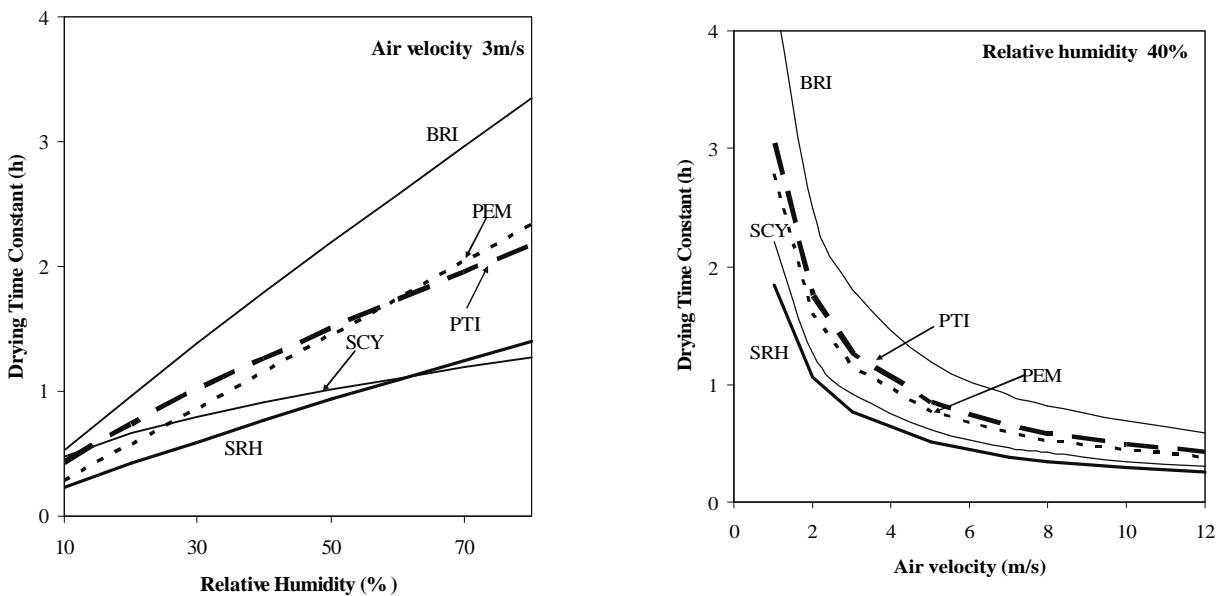


Figure 4: Effect of air relative humidity and air velocity on drying time constants for various building materials.

CONCLUSIONS

The effect of drying conditions, such as air temperature, relative humidity and velocity on the progress of the drying process of various building materials was investigated. A drying model was developed, incorporating the effect of the above conditions on the drying process. The equilibrium material moisture content of the examined materials was also found based on an Oswin model. The

drying model predicted successfully the drying of several building materials.

NOMENCLATURE

a_w	Water activity of the air	(-)
b_1	Empirical constant	(kg/kg db%)
b_2	Empirical constant	(°C)
b_3	Empirical constant	(-)

c_0	Constant	(h)
c_1, c_2, c_3	Empirical constants	(-)
S_k	Residual sum of squares	(kg/kg db%)
S_{Xe}	Residual sum of squares	(kg/kg db%)
T	Dry bulb temperature of air	(°C)
t	Time of drying	(h)
t_c	Drying time constant	(h)
V	Air velocity	(m/s)
X	Material moisture content	(kg water/kg dry solids)
X_e	Material equilibrium moisture content	(kg water /kg dry solids)
X_0	Initial material moisture content	(kg water/kg dry solids)

REFERENCES

- Albanesi, G., (1986), *Trattamento delle murature umide*, Report di ricerca interno Euro resine spa.
- Kuenzel, H. M., *Simultaneous Heat and Moisture Transport in Building Components; one-and two-dimensional calculation using simple parameters*, IRB-Verlag, ISBN 3-8167-4103, (1995).
- Maroulis, Z.B., & Saravacos, G., *Food Process Design*, 1st ed., Marcel Dekker, New York, (2003).
- Saravacos, G. & Maroulis, Z.B., *Transport Properties of Foods*, 1st ed., Marcel Dekker, New York, (2001).