



**HAL**  
open science

## Dual Metal-Acid Pd-Br Catalyst for Selective Hydrodeoxygenation of 5-Hydroxymethylfurfural (HMF) to 2, 5-Dimethylfuran at Ambient Temperature

Dan Wu, Songwei Zhang, Willinton y Hernández, Walid Baaziz, Ovidiu Ersen, Maya Marinova, Andrei Khodakov, Vitaly Ordonsky

► **To cite this version:**

Dan Wu, Songwei Zhang, Willinton y Hernández, Walid Baaziz, Ovidiu Ersen, et al.. Dual Metal-Acid Pd-Br Catalyst for Selective Hydrodeoxygenation of 5-Hydroxymethylfurfural (HMF) to 2, 5-Dimethylfuran at Ambient Temperature. ACS Catalysis, American Chemical Society, In press. hal-03052328

**HAL Id: hal-03052328**

<https://hal.archives-ouvertes.fr/hal-03052328>

Submitted on 10 Dec 2020

**HAL** is a multi-disciplinary open access archive for the deposit and dissemination of scientific research documents, whether they are published or not. The documents may come from teaching and research institutions in France or abroad, or from public or private research centers.

L'archive ouverte pluridisciplinaire **HAL**, est destinée au dépôt et à la diffusion de documents scientifiques de niveau recherche, publiés ou non, émanant des établissements d'enseignement et de recherche français ou étrangers, des laboratoires publics ou privés.

# Dual Metal-Acid Pd-Br Catalyst for Selective Hydrodeoxygenation of 5-Hydroxymethylfurfural (HMF) to 2, 5-Dimethylfuran at Ambient Temperature

Dan Wu,<sup>a,b</sup> Songwei Zhang,<sup>c</sup> Willinton Y. Hernández,<sup>a</sup> Walid Baaziz,<sup>d</sup> Ovidiu Ersen,<sup>d</sup> Maya Marinova,<sup>e</sup> Andrei Y. Khodakov,<sup>b\*</sup> and Vitaly V. Ordomsky<sup>b\*</sup>

<sup>a</sup> Eco-Efficient Products and Processes Laboratory (E2P2L), UMI 3464 CNRS-Solvay, 201108 Shanghai, People's Republic of China,

<sup>b</sup> Univ. Lille, CNRS, Centrale Lille, ENSCL, Univ. Artois, UMR 8181 – UCCS – Unité de Catalyse et Chimie du Solide, F-59000 Lille, France, E-mail: vitaly.ordomsky@univ-lille.fr ; andrei.khodakov@univ-lille1.fr;

<sup>c</sup> School of Physical Science and Technology, Shanghai Tech University, Shanghai 201210, People's Republic of China.

<sup>d</sup> Institut de Physique et Chimie des Matériaux de Strasbourg (IPCMS)-UMR 7504 CNRS, Université de Strasbourg, 23 rue du Loess, BP 43, 67034 Strasbourg Cedex 2, France

<sup>e</sup> Univ. Lille, CNRS, INRA, Centrale Lille, ENSCL, Univ. Artois, FR 2638 - IMEC - Institut Michel-Eugène Chevreul, F-59000 Lille, France

## **ABSTRACT.**

Supported metal catalysts have found broad applications in heterogeneous catalysis. In the conventional bifunctional catalyst, the active metal sites are associated with the metal nanoparticles, while the acid sites are usually localized over the oxide support. Herein, we report a novel type of supported metal bifunctional catalyst, which combined the advantages of the promotion and bifunctionality. The catalyst was designed by the pretreatment of supported palladium catalysts with bromobenzene compounds. The promotion with bromine creates Brønsted acid sites, which are localized directly on the surface of metal nanoparticles. An intimacy between metal and acid functions in this bifunctional catalyst generates unique catalytic properties in hydrodeoxygenation of 5-hydroxymethylfurfural to dimethylfuran, occurring with the yield up to 96 % at ambient temperature under 5 bar of H<sub>2</sub>. The catalyst exhibits stable catalytic performance.

**KEYWORDS.** Heterogeneous catalysis; Bifunctional catalysis; Biomass; Hydrodeoxygenation; Dimethylfuran.

## 1. Introduction

Chemical reactions over heterogeneous catalysts usually involves multiple steps which may occur over different active sites. A rational combination of different active sites in one catalytic process for chemoselective transformation is highly desired <sup>[1-3]</sup>. While noble metal catalyst is active for hydrogenation, acid catalysts are effective for isomerization, dehydration and condensation <sup>[4-5]</sup>. Bifunctional metal-acid catalysts containing both metal and acid sites have been developed and widely applied for numerous important processes including conversion of biomass-derived platform molecules <sup>[6-9]</sup>. 5-hydroxymethylfurfural (HMF), which is produced from the abundant lignocellulosic biomass, has attracted intensive attention because of its conversion to value-added chemicals such as 2,5-bis(hydroxymethyl)furan (BHMF), 2,5-bis(hydroxymethyl)tetrahydrofuran (DHMTHF) and 2,5-dimethylfuran (DMF) <sup>[10-14]</sup>. Among them, DMF has been proposed as a promising renewable transportation fuel due to its high boiling point, high energy density, high octane number and low water solubility <sup>[14]</sup>. Besides, DMF can be converted to *p*-xylene (PX) via Diels-Alder reactions, which is an important raw material in the production of polyethylene terephthalate (PET) <sup>[15-17]</sup>.

There are two groups of catalysts which have been proposed for conversion of HMF to DMF: 1) Pd, Pt, Ru, Ir, Co, Ni and Cu-based monometallic or bimetallic catalysts, which perform hydrogenolysis of C-O bond at the temperatures in the range of 150~250 °C. <sup>[14, 18-23]</sup> and 2) bifunctional metal-acid catalysts for

hydrodeoxygenation through protonation of the hydroxyl groups and dehydration at milder reaction conditions (60~130 °C) [24-33]. The disadvantage of the first route is that the high reaction temperature induces polymerization of highly reactive HMF to humins [34]. The best performance has been achieved so far over metal-based catalysts in the presence of homogeneous acids, however, this strategy induces environmental problems related to separation, recycling of acid solutions and corrosion of equipment [25].

Traditional heterogeneous bifunctional metal catalysts with acidic supports have been reported for the production of DMF from HMF at mild conditions [28-33]. Zu et al. have developed a heterogeneous Ru/Co<sub>3</sub>O<sub>4</sub> catalyst for hydrodeoxygenation of HMF to DMF and unveiled that Ru was responsible for hydrogenation of carbonyl groups to the hydroxyl groups, while CoO<sub>x</sub> species played an important role in the hydrogenolysis of hydroxyl groups to methyl groups [28]. A 93.4% yield was achieved at the temperature of 130 °C. Bifunctional Pd-Cs<sub>2.5</sub>H<sub>0.5</sub>PW<sub>12</sub>O<sub>40</sub>/K10 clay has been found as an efficient catalyst for HMF deoxygenation [29]. With the rapid hydrogenolysis rate facilitated by the acidic support, a yield up to 80 % could be obtained at 90 °C. Note that in the conventional catalysts, metal and acid functions are spatially separated. Metal sites are localized over metal nanoparticles, while acid sites are related to the zeolite phase. It has been shown that the relative proximity of metal sites in the Pt/Al<sub>2</sub>O<sub>3</sub> catalysts modified by phosphonic acid could significantly improve the selectivity and activity towards hydrodeoxygenation (HDO) of alcohols [35]. Traditional bifunctional metal-acid catalysts such as metals supported over

zeolites, cannot therefore provide a high level of intimacy between metal and acid sites for deoxygenation and result in undesirable hydrogenation and polymerization reactions <sup>[30-32]</sup>.

Combining metal and acid properties in a close proximity over the surface of metal nanoparticles could provide a breakthrough in the development of highly efficient processes for deoxygenation reactions <sup>[36]</sup>. These sites would allow at the same time hydrogenation or carbonyl group, protonation, dehydration and hydride addition as the final step (**Scheme 1**). There are very few papers about modification of nanoparticles of noble metals with halogens. Precious metal catalysts covered by bromide salts have been reported for the selective production of cyclohexanone from aromatic ethers <sup>[37]</sup>. The Au-Pd catalysts on MgO and C supports for the direct synthesis of hydrogen peroxide were pretreated with aqueous bromide solution <sup>[38]</sup>. The bromide pretreatment significantly enhanced H<sub>2</sub>O<sub>2</sub> productivity over the MgO-based catalysts. The promotional effect has been correlated to selective poisoning of sites responsible for H<sub>2</sub>O<sub>2</sub> hydrogenation and decomposition. Our approach here relies on the deposition of electronegative Br atoms over Pd surface by bromobenzene hydrogenolysis, which induces the generation of strong Brønsted acidity by hydrogen dissociation over Pd. These dual sites enable extremely selective hydrodeoxygenation of HMF to DMF at ambient temperature which has been achieved so far.

## 2. Experiment section

### 2.1. Materials

Pd/Al<sub>2</sub>O<sub>3</sub> and Pd/C (5 wt. % metal loading) were purchased from Johnson Matthey Chemicals Company. Pd/SiO<sub>2</sub> (5 wt.%) was a home-made catalyst prepared by incipient wetness impregnation. Pd black, bromobenzene, iodobenzene, chlorobenzene, and ammonium bromide (NH<sub>4</sub>Br) were purchased from Alfa-Aesar Materials Company. Tetrahydrofuran (THF), 5-hydroxymethylfurfural (HMF), 1-bromohexadecane, pyridine, elemental Br<sub>2</sub>, HBr, Pd<sup>0</sup>(PPh<sub>3</sub>)<sub>4</sub>, benzyl alcohol, dimethylfuran (DMF), 3-phenylpropanal, and biphenyl have been supplied by Sigma-Aldrich Company. All chemicals were of analytical grade and used as received without further purification.

### 2.2. Catalytic reactions

The hydrogenation reaction has been performed in a 25 ml stainless-steel autoclave equipped with a magnetic stirrer, pressure gauge and an automatic temperature controller. Typically, for the hydrodeoxygenation of HMF, 5 g of THF, 0.1 g of HMF and 50 mg of catalyst with or without 10 μl of bromobenzene were added into the reactor. Afterward, the reactor was sealed and pressurized by 5 or 20 bar of hydrogen, followed by heating up to the target temperature with continuous magnetic stirring. After the reaction, the reactor was cooled down, the solution was separated by filtration and the products were identified by GC-MS (Agilent Technologies 5977A MSD with Agilent Technologies 7890B GC system equipped

with HP-5 capillary column) and quantified by GC (Agilent Technologies 7820A, equipped with HP-5 capillary column and flame ionization detector) with biphenyl as the internal standard.

The conversion of HMF, selectivity and yield to corresponding products were defined as follows:

$$\text{Conversion (\%)} = 1 - \frac{n_A}{n_A^o}$$

$$\text{Selectivity to the product p (\%)} = \frac{n_p}{n_A^o - n_A}$$

$$\text{Yield (\%)} = \text{Conversion} \times \text{Selectivity}$$

$n_A$  and  $n_A^o$  refers to the final, initial number of the moles of HMF, respectively.  $n_p$  is number of the moles of converted HMF to product p. Biphenyl was used as an internal standard for quantification.

Kinetic reaction rate constants (k) of benzyl alcohol hydrodeoxygenation to toluene were calculated by linearization of the reaction rate by the first-order reaction law as follows:

$$\ln(A) = -kt + \ln A_0,$$

where A is the concentration of benzyl alcohol (mol/L), k is rate constant ( $\text{min}^{-1}$ ), t is time (min).  $A_0$  is the initial concentration of benzyl alcohol. A plot of  $\ln(A)$  vs time gives the rate constant from the slope of the linear regression equation.

Activation energy  $E_a$  was calculated as follows:

$$E_a = RT_1T_2 \times \frac{\ln k_2 - \ln k_1}{T_2 - T_1},$$

where  $k_1$  and  $k_2$  represent the kinetic reaction rate constants measured at the  $T_1$  and  $T_2$  temperatures, respectively.



### **2.3. Catalyst preparation**

To prepare the BrBen pre-treated Pd catalysts, typically, 200 mg of Pd/Al<sub>2</sub>O<sub>3</sub>, Pd/C, Pd/SiO<sub>2</sub>, or Pd black catalyst, together with 50 µl BrBen and 5 g THF were added in the autoclave reactor. Afterwards, the reactor was sealed and pressurized by 20 bar of hydrogen, followed by heating up to 60 °C with continuous magnetic stirring for 1 h. Finally, the catalyst and liquid phase were separated by centrifugation and washed with THF for 3 times and dried at 60 °C overnight.

Br<sub>2</sub>-Pd/Al<sub>2</sub>O<sub>3</sub> and HBr-Pd/Al<sub>2</sub>O<sub>3</sub> catalysts were prepared by modification of Pd/Al<sub>2</sub>O<sub>3</sub> under ambient conditions. Typically, 200 mg Pd/Al<sub>2</sub>O<sub>3</sub> catalyst, an equivalent amount of Br<sub>2</sub> or HBr (0.3 mmol of Br), and 5 g THF were stirred together under ambient conditions for 15 min. Afterwards, the catalysts were separated by centrifugation and washed with THF for 3 times. Finally, the catalysts were dried at 60°C overnight.

### **2.4. Catalyst characterization**

For transmission electron microscopy (TEM) analysis, the scanning mode were carried out on a JEOL 2100 FEG S/TEM microscope operated at 200 kV and equipped with a spherical aberration probe corrector. Before analysis, the samples were dispersed in ethanol and deposited on a holey carbon coated TEM grid. In STEM, the images were recorded using a high-angular annular dark field (HAADF) detector with inner and outer diameters of about 73 and 194 mrad. Energy Dispersive X-ray Spectroscopy (EDS) analyses allowing for the elemental mapping of Pd and Br,

were performed in STEM using a JEOL Silicon Drift Detector (DrySD60GV, sensor size 60 mm<sup>2</sup>) with a solid angle of approximately 0.6 srad.

X-ray fluorescence (XRF) analysis was performed with the use of an energy dispersive micro-X Ray Fluorescence spectrometer M4 TORNADO (Bruker). This instrument is equipped with 2 anodes a Rhodium X-ray tube 50 kV/600 mA (30 W) and a Tungsten X-Ray tube 50 kV/700 mA (35 W). For sample characterization, the X-rays Rhodium with a polycapillary lens enabling excitation of an area of 200 μm was used. The detector used was a Silicon-Drift-Detector Si(Li) with <145 eV resolution at 100000 cps (Mn K $\alpha$ ) and cooled with a Peltier cooling (253°K). The measurement was done under vacuum (20 mbar). The elements, that can be measured by this instrument unit range from sodium (Na) to uranium (U). Quantitative analysis was done using fundamental parameter (FP) (standardless). As elements are present in stoichiometric compounds, its formula was used for quantification of the weight percent of each element.

X-ray photoelectron spectroscopy (XPS) analysis has been performed in a ThermoFischer ESCALAB 250Xi photoelectron spectrometer using monochromated X-ray irradiation Al K $\alpha$  (1486.7 eV) and 180° double-focusing hemispherical analyzer with a six-channel detector. The binding energy (BE) of the photoemission spectra was calibrated to Al 2p peak with BE 74.5 eV for Al-containing samples and to adventitious carbon C 1s peak with BE 284.8 eV for others.

The CO pulse adsorption was performed on AutoChem II 2920 apparatus from Micromeritics. 80 mg of sample was loaded in a quartz reactor and then the samples

were firstly reduced in a flow of 5% H<sub>2</sub>/Ar flow (60 ml/min) with heating rate 10 °C/min at 60 °C for 0.5 h then cooling down to 45 °C. The catalyst has been treated by CO pulses in a He flow till full saturation.

Fourier transform infrared (FTIR) spectra were recorded using a Thermo Fisher Scientific Nicolet 6700 FTIR (32 scans at a resolution of 4 cm<sup>-1</sup>) equipped with a mercury cadmium telluride (MCT) detector. Pyridine and CO-FTIR experiments were performed in a vacuum cell (less than 10<sup>-5</sup> torr). The catalyst samples for analysis were pressed in a 40~50 mg/cm<sup>2</sup> (D=13 mm) self-supporting discs. Before the analysis, all the samples were reduced at 60 °C for 1 h with subsequent vacuum treatment for 3 h. CO adsorption has been performed by the addition of CO doses in the cell at room temperature till full saturation. Pyridine (Py) adsorption has been performed in the same way by the addition of Py doses. For some experiments, 500 torr of hydrogen have been introduced in the cell after Py adsorption.

### **3. Results and discussions**

#### ***3.1. HMF deoxygenation over the Pd-Br catalyst at 60°C***

Hydrogenation of HMF has been conducted at 60 °C under 20 bar of H<sub>2</sub> pressure for 1 h both over promoted and unpromoted Pd catalysts. First of all, hydrogenation of HMF was performed over the non-promoted 5 wt% Pd/Al<sub>2</sub>O<sub>3</sub> catalyst. In agreement with previous reports, the main products were BHMTHF and 1,2,6-hexanetriol (HT), respectively, representing the strong hydrogenation and hydrogenolysis abilities of Pd (**Table 1, Entry 1**)<sup>[39]</sup>. The main reaction products are given in **Table 1** and the

detailed other product description is shown in **Table S1, SI**. Surprisingly, when 10  $\mu\text{l}$  of BrBen was added, the product distribution has changed to mainly DMF with 96.7% yield (**Table 1, Entry 2**). The promotion effect of BrBen could be observed as well for other Pd catalysts supported over  $\text{SiO}_2$  (Pd/ $\text{SiO}_2$ ) and C (Pd/C) (**Table 1, Entry 5-10**). The non-supported Pd without promoter also provides BHMTHF as the main product (selectivity of 81.3%), while DMF was the dominant product in the presence of BrBen (selectivity of 82.1%). It is worth noting that without Pd, BrBen cannot catalyze the transformation of HMF (**Table 1, Entry 11**). These results confirm that BrBen totally changes the selectivity patterns during HMF hydrogenation over both supported and non-supported Pd catalysts. The effect seems to be not related to the catalytic support.

To clarify the effect of Br on the catalytic system, we have performed the pre-treatment of Pd catalysts by BrBen and hydrogen without HMF in the reactor. After the pretreatment, the Br-Pd/ $\text{Al}_2\text{O}_3$ , Br-Pd/C, Br-Pd/ $\text{SiO}_2$  catalysts and Br-Pd black have been separated from the liquid phase, thoroughly washed and tested in the conversion of HMF (**Table 1, Entry 12-15**). Interestingly, although the pre-treated catalyst showed a lower activity at the same reaction conditions in comparison to the non-modified catalyst in the presence of BrBen, the selectivity has totally changed. The main products of the reaction over the non-promoted Pd catalysts were BHMTHF and HT. Over the pre-modified Pd-Br catalysts, the product distribution has changed to BHMF, MFA and DMF. It is worth noting that BHMF and MFA can be considered as intermediates for hydrodeoxygenation of HMF to DMF<sup>[40]</sup>. They exhibit high

selectivity over Pd/Al<sub>2</sub>O<sub>3</sub> at lower conversion in the presence of BrBen (**Table 1, Entry 3-4**). To investigate the mechanism of promotion of Pd/Al<sub>2</sub>O<sub>3</sub> using BrBen, the reaction mixture after catalysis has been analyzed by GC-MS. The presence of benzene in the reaction mixture indicates the dehalogenation of BrBen over the Pd surface (**Figure S1, SI**). Therefore, it is rationally to suspect that the hydrogenolysis of BrBen over Pd surface leads to the modification of Pd surface with Br atoms and the newly formed Pd-Br sites could be responsible for the changes of selectivity during the conversion of HMF.

The heterogeneous nature of the Pd-Br catalyst was further confirmed by a hot filtration test (**Figure S2, SI**). The catalyst has been filtered out and the test has been continued without additional activity. It indicates that the reaction was catalyzed by heterogeneous Pd-Br sites. This conclusion has been further supported by HMF conversion over homogeneous Pd<sup>0</sup>(PPh<sub>3</sub>)<sub>4</sub> catalyst in the presence and without BrBen. As shown in **Table S2, SI**, both catalytic systems show almost no activity for HMF conversion.

### **3.2. HMF deoxygenation at ambient temperature**

HMF is a complex biomass-based molecule, which is not stable during thermochemical reactions due to fast condensation reactions<sup>[41-42]</sup>. Thus, it would be highly desirable to perform hydrodeoxygenation at ambient reaction conditions where condensation does not take place. Hydrogenation of HMF at mild reaction conditions over Br-Pd/Al<sub>2</sub>O<sub>3</sub> catalyst has been performed at 30 °C and 5 bar of H<sub>2</sub> for 6 h (**Table 1, Entry 16-18**). These are rather mild conditions in comparison with the 1 h tests

performed at 60 °C and 20 bar of H<sub>2</sub>. Even at such mild conditions, HMF could be converted to DMF with yield of 95.3 % over the Br-Pd/Al<sub>2</sub>O<sub>3</sub> catalyst prepared by pre-treatment of the parent Pd/Al<sub>2</sub>O<sub>3</sub> with BrBen. A similar performance has been observed in the presence of BrBen added to the reactor. These results demonstrate that the hydrodeoxygenation of HMF could be carried out over Pd-Br catalyst with high selectivity and conversion at ambient temperature. To the best of our knowledge, this is the first ever reported heterogeneous catalyst for hydrodeoxygenation of HMF with H<sub>2</sub> at ambient temperature.

### 3.3. *Other promoting agents*

Other bromine sources such as 1-bromohexadecane, ammonium bromide, elemental Br<sub>2</sub>, and HBr have been tested for this reaction (**Table 1, Entry 19-22**). With addition of 1-bromohexadecane and ammonium bromide, the resulting catalysts, however, demonstrated the catalytic performance similar to the non-promoted Pd catalyst. This fact is due to the insignificant hydrogenolysis of these bromine compounds over the Pd surface. The absence of the products of decomposition of 1-bromohexadecane during these pretreatments was further confirmed by the GC-MS analysis (**Figure S3, SI**). Oxidative dissociation of elemental Br<sub>2</sub> on the Pd surface has been reported <sup>[43]</sup>, however, in the presence of H<sub>2</sub>, elemental Br<sub>2</sub> cannot efficiently modify the Pd surface and demonstrates the product distribution similar to the initial Pd catalyst. It is interesting to note that the addition of HBr leads to the synthesis of DMF as the main product. However, in comparison to the promotion effect of BrBen, HBr leads to lower conversion (81%) and a significant amount of side-products.

These results are in agreement with the literature which showed that side-reactions such as acid-catalyzed condensation could happen in the presence of homogeneous acids <sup>[24]</sup>. The decrease of activity could be explained by the competitive adsorption of HBr over Pd surface.

Moreover, elemental Br<sub>2</sub> and HBr were used as bromine source to pre-treat the initial Pd/Al<sub>2</sub>O<sub>3</sub> catalyst. It is interesting to note that Br<sub>2</sub>-Pd/Al<sub>2</sub>O<sub>3</sub> produces DMF as the main product (**Table S2, SI**), indicating the modification of Pd surface with Br at ambient conditions in comparison with no effect of Br<sub>2</sub> added during reaction. However, HBr-Pd/Al<sub>2</sub>O<sub>3</sub> catalyst produces DMTHF as the main product (selectivity is 61.9%), which can be explained by the modification of Al<sub>2</sub>O<sub>3</sub> with HBr pre-treatment. The high reactivity of elemental Br<sub>2</sub> and HBr can result in the reaction of bromine source with support with the generation of non-selective sites and partial dissolution of support. Pre-treatment by BrBen provides a selective tool for modification of only Pd surface in the presence of H<sub>2</sub>. As illustrated in **Figure 1**, the oxidative addition of BrBen to the surface Pd atoms leads to the formation of (Br)-Pd-Ben, which further reacts with H<sub>2</sub> to form Pd(H)(Br) and release of benzene (**Figure S4, SI**). At the same time, pure Al<sub>2</sub>O<sub>3</sub> support cannot perform the hydrogenolysis of BrBen at the same reaction conditions.

The effect of other halogens such as Cl and I has been also studied. The HMF conversion over Pd/Al<sub>2</sub>O<sub>3</sub> was investigated in the presence of ClBen and IBen (**Table 1, Entry 23-24**). The presence of iodine resulted in the complete deactivation of the catalyst. Our earlier studies have confirmed that the treatment of Pd by organic iodine

leads to full coverage of Pd surface by I<sup>[36]</sup>. The addition of ClBen leads to low deoxygenation activity and noticeable hydrogenation of furan-rings. Thus, in the row of halogens, the activity of the catalysts in HMF hydrogenation increases in row I<Br<Cl with zero activity of the iodine-promoted catalysts, because of full coverage of Pd by iodine and low effect of chlorine on the Pd catalyst. The increase in the electronegativity of the elements in this row should also lead to an increase in the polarity of the Pd-Hal bond. Bromine demonstrates intermediate activity with significant enhancement of selectivity toward deoxygenation instead of the aromatic ring hydrogenation. Moreover, the stability of Cl on the Pd surface was verified by reusing the Cl-Pd/Al<sub>2</sub>O<sub>3</sub> catalyst consequently for three cycles. As indicated in **Figure S5, SI**, the deoxygenation ability of Cl-Pd catalyst significantly decreased in the second cycle and the selectivity in the third cycle was similar to the initial Pd/Al<sub>2</sub>O<sub>3</sub>. These results suggest the low stability of Cl on Pd surface in the reaction.

To provide more insights into the reaction pathway, the kinetic study of HMF hydrogenation over Br-Pd/Al<sub>2</sub>O<sub>3</sub> has been performed at ambient temperature (**Figure 1**). As expected, the conversion of HMF increases with the increase in the reaction time. The selectivity to BHMF is close to 100% at the initial reaction time. This suggests that BHMF is the primary product of the reaction over Br-Pd/Al<sub>2</sub>O<sub>3</sub> due to the fast hydrogenation of the carbonyl group in the HMF molecule. Afterward, this product has been transformed into MFA and DMF which seem to be secondary products MFA is produced by deoxygenation of one of the hydroxyl groups of BHMF, while DMF is produced by simultaneous deoxygenation of both BHMF hydroxyl



groups. Finally, MFA decreases at higher reaction time due to transformation to DMF. It is worth to note that when the reaction time progresses, the rapid decrease of BHMF and the slow increase of MFA and DMF confirmed the high deoxygenation ability of Pd-Br catalyst, which can effectively deoxygenate hydroxyl groups. Thus, as indicated in **Table 1**, the conversion of HMF molecules proceeds with intermediate hydrogenation of the carbonyl group and subsequent hydrodeoxygenation of hydroxyl groups to methyl groups. For comparison, the reaction kinetics at the same reaction conditions has been measured for Pd/Al<sub>2</sub>O<sub>3</sub> (**Figure S6, SI**). The Pd-Br catalyst yields a high amount of BHMF at initial reaction time, however, Pd without modification yields mainly BHMTHF for the whole reaction time (**Figure S6, SI**). The TOF numbers of the primary products are given in **Table S3, SI**. The Pd-Br catalyst shows high TOF numbers for the BHMF formation (579.5 h<sup>-1</sup>). However, the parent Pd catalyst exhibits a higher BHMTHF formation rate (46.5 h<sup>-1</sup>). The parent Pd catalyst is totally inactive in hydrodeoxygenation during the whole reaction in comparison with the Br modified catalyst. Thus, the role of Br can be assigned both to suppression of the ring hydrogenation pathway and activation of the hydrodeoxygenation route.

To confirm the recyclability of Pd-Br catalyst, the hydrodeoxygenation of HMF has been performed at 30 °C and 5 bar of H<sub>2</sub> over the Br-Pd/Al<sub>2</sub>O<sub>3</sub> catalyst in three consecutive cycles with intermediate separation of the catalyst (**Figure 2**). The catalyst demonstrates comparable activity in HMF transformation with a slight decrease in the 2 and 3 cycles, which could be explained by the loss of catalysts during separation. The selectivity curves are very similar for all three cycles with the

same distribution of the products and high selectivity to DMF (>90%) at high conversions. No catalyst deactivation was observed. Moreover, additional stability tests have been performed for 5 cycles at high conversion at ambient temperature (**Figure S7, SI**). Despite a slight decrease of conversion due to the loss of catalyst during separation, the Pd-Br catalyst showed similar product selectivity, confirming the high stability of the Pd-Br catalyst.

#### **3.4. Characterization of the Pd-Br catalysts**

The Pd-Br catalysts have been studied further to identify the nature of the interaction of Br with the catalyst and nature of active sites for HMF hydrodeoxygenation.

First of all, the location of Br atoms was determined by TEM-EDS analysis. Due to the superposition of the main Br and Al edges in an EDS spectrum, Br-Pd/SiO<sub>2</sub> with a similar promotion effect was selected as a model catalyst for EDS mapping analysis. EDS mapping clearly shows the preferential localization of Br on the surface of palladium nanoparticles (**Figure 3**). The signal of Br atoms (in blue) is localized at the same places as Pd (in green) indicating spatial coexistence of both elements and a possible modification of Pd surface by the presence of Br atoms. Selective area EDS analysis of Br-Pd/SiO<sub>2</sub> also confirmed the localization of Br on Pd, as the Br signal mostly appears on the Pd nanoparticles and not on the support (**Figure S8, SI**).

The amount of Br on the Br-Pd/Al<sub>2</sub>O<sub>3</sub> catalysts was measured by XRF analysis and the results are summarized in **Table 2**. The amount of Br in the catalyst (0.11 wt. %) is significantly lower in comparison with the amount of Pd.

CO-pulse chemisorption has been conducted to evaluate the amount of available surface Pd sites on the catalyst. **Table 2** shows that the amount of adsorbed CO over the initial Pd/Al<sub>2</sub>O<sub>3</sub> catalyst is 0.16 mmol/g, however, after pretreatment with BrBen, the CO adsorption amount decreases to 0.059 mmol/g. The dispersion of Pd (Pd<sub>CO</sub>/Pd) in the non-promoted catalyst corresponds to 33 % according to CO adsorption. This decline of the CO adsorption demonstrates the modification of Pd surface with the Br atoms, which prevents the adsorption of CO on Pd. The coverage of Pd by Br has been calculated by dividing the amount of Br (0.014 mmol/g) by the amount of surface Pd (0.16 mmol/g), which is equal to 8.7 %. Notably, the Br loading could be tuned by the Pd metal dispersion. As shown in **Table S4, SI**, Pd/C with higher metal dispersion (40%) than Pd/Al<sub>2</sub>O<sub>3</sub> (33%) accumulates a higher amount of Br on the catalyst confirming the localization of Br on the Pd surface. Moreover, the coverage of Br on Br-Pd/C (18.4%) catalyst is significantly higher in comparison with Br-Pd/Al<sub>2</sub>O<sub>3</sub>, which could be ascribed to the presence of a higher fraction of defect sites over Pd nanoparticles on the C support. <sup>[44]</sup>

FTIR spectroscopy of CO adsorption has been used to identify the localization of Br. A set of CO absorption bands have been observed on non-promoted Pd/Al<sub>2</sub>O<sub>3</sub>. The band at 2084 cm<sup>-1</sup> with a shoulder at 2057 cm<sup>-1</sup> is due to CO linearly adsorbed on defect sites of Pd nanoparticles presence at edges and corners. The intensive band at 1941 cm<sup>-1</sup> is related to CO adsorbed on the Pd nanoparticles planes with bridge-bonds (**Figure 4**) <sup>[45]</sup>. The modification of Pd by Br leads to the almost complete disappearance of the peak at 2084 cm<sup>-1</sup> with an obvious decrease in the intensity of

the peaks attributed to CO adsorption over planes. Well-resolved peaks at  $1973\text{ cm}^{-1}$  and  $1934\text{ cm}^{-1}$  over Br-Pd/Al<sub>2</sub>O<sub>3</sub> could be assigned to CO adsorbed on Pd (100) and (111) facets, respectively [45]. The less adsorption of CO on (100) facets and the defect sites could be explained by simplified hydrogenolysis of BrBen and deposition of Br over these low-coordination sites of Pd. Moreover, a small peak with a higher frequency at  $2140\text{ cm}^{-1}$  is visible and assigned to CO bonded to Pd-Br sites, where electronic deficient Pd heightens the vibrational frequency of adsorbed CO [46-47].

The electronic state of Pd and Br in the Br-Pd/Al<sub>2</sub>O<sub>3</sub> catalyst has been studied by XPS. **Figure 5** demonstrates the Pd 3d and Br 3d core-level spectra of Br-Pd/Al<sub>2</sub>O<sub>3</sub> before and after reaction in comparison with the parent Pd/Al<sub>2</sub>O<sub>3</sub>. The Pd 3d spectrum of Pd/Al<sub>2</sub>O<sub>3</sub> catalyst, as shown in **Figure 5a**, has two doublets with BE (Pd 3d<sub>5/2</sub>) at 335.3 eV and 336.6 eV attributed to metallic Pd<sup>0</sup> and Pd<sup>2+</sup> (PdO), respectively [48]. Both of these states coexist on the surface with the dominant metallic state. Interestingly, a shift (0.3 eV) of Pd 3d peaks to higher BE for the Br-Pd/Al<sub>2</sub>O<sub>3</sub> catalysts has been observed after modification by Br. It can be attributed to the interaction of metallic Pd with Br adatoms with the electron withdrawal from Pd to electrophilic Br [49]. Signal of oxidized Pd<sup>2+</sup> in PdO can be observed before and after modification by Br due to the partial oxidation of surface Pd atoms. Notably, an additional peak appears at much higher binding energy at 338.0 eV in the Pd 3d XPS spectrum after modification of the Br-Pd/Al<sub>2</sub>O<sub>3</sub> catalyst. PdBr<sub>2</sub> has a signal of Pd<sup>2+</sup> with binding energy at 337.8 eV. The peak at higher binding energy at 338.0 eV could be assigned to the presence of PdBr<sub>2</sub> species adsorbed over the surface of metal

nanoparticles.

For the Br-Pd/Al<sub>2</sub>O<sub>3</sub> catalyst, the Br 3d<sub>5/2</sub> peak is located at 68.6 eV, which is lower than 69.1 eV for Br<sup>-</sup> in PdBr<sub>2</sub>. The red-shift (0.5 eV) indicates an increase in the electronic density in comparison with PdBr<sub>2</sub> due to the transfer of electronic density from Pd metallic nanoparticles to Br. The red shift of the Br 3d<sub>5/2</sub> XPS peak is consistent with the increase in the electron BE of Pd metal atoms due to the withdrawal of the electron density from palladium towards the bromine atoms. It has to be noted that the XPS spectra of Pd and Br of the Br-Pd/Al<sub>2</sub>O<sub>3</sub> catalyst are not affected by conducting the reaction.

Pyridine adsorption has been carried out on non-promoted Pd/Al<sub>2</sub>O<sub>3</sub> and Br-Pd/Al<sub>2</sub>O<sub>3</sub> to study the catalyst acidity in the absence and in the presence of H<sub>2</sub> (**Figure 6**). In the absence of hydrogen, the spectra of Py adsorption are very similar. Both non-promoted Pd/Al<sub>2</sub>O<sub>3</sub> and Br-Pd/Al<sub>2</sub>O<sub>3</sub> exhibit a peak at 1449 cm<sup>-1</sup> attributed to the Lewis acid sites, which are probably present on the Al<sub>2</sub>O<sub>3</sub> support <sup>[50]</sup>. Notably, there is no peak at 1540 cm<sup>-1</sup> for both catalysts, which is related to the adsorption of pyridine over the Brønsted acid sites. In-situ pretreatment of Br-Pd/Al<sub>2</sub>O<sub>3</sub> in H<sub>2</sub> at 60°C at atmospheric pressure with subsequent adsorption of Py after hydrogen evacuation, leads to the appearance of a well-resolved peak at 1538 cm<sup>-1</sup> indicating the generation of Brønsted acidity in the presence of hydrogen. It is worth mentioning that if hydrogen were still in the cell, Py has been hydrogenated leading to the complex spectrum (**Figure S9, SI**). Thus, the exposure of the Br-Pd/Al<sub>2</sub>O<sub>3</sub> catalyst to hydrogen generates Brønsted acidity. This acidity is stable and does not disappear

after the removal of hydrogen. The phenomenon is different from our previous data reported on the Pd catalyst treated by iodine, where the Brønsted acidity vanished after removing of H<sub>2</sub> [36]. This difference can be attributed to the higher electronegativity of bromine in comparison with iodine, which should result in the stronger stabilization of in-situ generated H<sup>+</sup> over the Br atoms. The same experiment over non-promoted Pd/Al<sub>2</sub>O<sub>3</sub> does not show any generation of the Brønsted acidity (Figure 6).

Moreover, the effect of H<sub>2</sub>O on the generation of Brønsted acidity has been studied by Py-FTIR. As shown in Figure S10, SI, there is no Brønsted acidity generation in the simultaneous presence of Pyridine and H<sub>2</sub>O over Pd-Br catalyst. However, the addition of H<sub>2</sub> in the FTIR cell results in the appearance of the Brønsted acidity. These results confirm the generation of Brønsted acidity by the dissociation of H<sub>2</sub> to form Pd-Br-(H<sup>+</sup>).

### 3.5. Model reactions

It is interesting to note that the presence of Br on the surface of Pd results in suppression of the hydrogenation of the aromatic ring in HMF. Considering that the hydrogenation of aromatic-rings is a moderately structure sensitive reaction [51], the suppression of aromatic ring hydrogenation can be assigned to the electronic effect of Br over the Pd surface leading to a decrease of the electronic density over Pd with low homolytic hydrogenation activity. The strong electronic effect on aromatic rings hydrogenation has been confirmed in the literature [52-53]. In contrast, this catalyst

provides high activity for heterolytic dissociation of H<sub>2</sub> towards hydride and proton on the Pd-Br sites. This results in the appearance of the Brønsted acidity and may favor the hydrogenation of polar functional groups <sup>[54-55]</sup>. To support these assumptions, additional model experiments over Pd/Al<sub>2</sub>O<sub>3</sub> and Br-Pd/Al<sub>2</sub>O<sub>3</sub> have been performed. These model experiments include hydrogenation of DMF, 3-phenylpropanal and benzyl alcohol. The goal was to demonstrate selectivity of different sites over non-promoted and Br-promoted Pd nanoparticles for hydrogenation of furan ring, carbonyl group and hydrodeoxygenation of hydroxyl group, respectively.

**Figure 7** demonstrates higher activity of the non-promoted Pd/Al<sub>2</sub>O<sub>3</sub> catalyst for hydrogenation of furan ring in DMF and carbonyl group in 3-phenylpropanal and almost zero activity for hydrodeoxygenation of benzyl alcohol to toluene. Modification by Br has changed dramatically the catalytic behavior with suppression of hydrogenation of aromatic ring in DMF. At the same time, the Br-Pd/Al<sub>2</sub>O<sub>3</sub> catalyst showed high activity for hydrogenation of 3-phenylpropanal to 3-phenyl-1-propanol and hydrodeoxygenation of benzyl alcohol to toluene. The Pd-Br catalyst seems to favor the hydrogenation of the polar carbonyl groups and deoxygenation. However, it exhibits extremely lower activity in the hydrogenation of low polarity aromatic rings. The high hydrodeoxygenation ability for benzyl alcohol to toluene over Pd-Br catalyst has been further confirmed by the analysis of kinetic and activation energy of the reaction (**Figure S11, SI**). The reaction obeys first-order rate law. The activation energy for benzyl alcohol hydrodeoxygenation was estimated to be 38.7 kJ/mol over initial Pd/Al<sub>2</sub>O<sub>3</sub> with a decrease to 1.3 kJ/mol over Br-Pd/Al<sub>2</sub>O<sub>3</sub> catalyst. This result

confirms the high hydrodeoxygenation ability of Pd-Br catalyst.

### 3.6. Discussion

Hydrogenation of HMF to DMF has been widely studied by different groups (**Table 3**). Almost for all catalysts the catalytic route for DMF synthesis passes through 3 steps: 1) Conversion of HMF to BHMF or methylfurfural (MFF), 2) hydrogenation of BHMF or MFF to MFA and finally 3) deoxygenation of MFA to DMF <sup>[56]</sup>. The scheme proposed during kinetic study of hydrodeoxygenation of HMF over Pd-Br catalyst in agreement with the literature reported by Alexis T. Bell et al. (**Table 1**) <sup>[57]</sup>.

However, this route is usually accompanied by different side reactions, which could be subdivided into two groups: hydrogenation of aromatic ring instead of the C=O and C-OH bonds and oligomerization of HMF at high temperature. Generally, the hydrogenation of the C=C bonds is thermodynamically preferably than hydrogenation of C=O. However, the C=C bond in furan ring is stabilized by aromatic conjugation, which makes the situation different <sup>[58]</sup>. It results in the formation of different by-products like MTHFA, BHMTF etc. The by-products formation can also lead to catalyst deactivation. Indeed, even heating of HMF to 100 °C in the presence of water leads to generation of humins <sup>[34]</sup>.

The catalytic performance of Br-Pd/Al<sub>2</sub>O<sub>3</sub> has been compared with the most efficient catalytic systems in the literature. **Table 3** shows two different types of catalysts that have been reported for the hydrogenation HMF to DMF. Metallic



catalysts without acid promotions need high temperature for DMF production from HMF. For example, Román-Leshkov et al. integrated a CuRu/C catalyst in the process of production of DMF from fructose <sup>[14]</sup>. A yield up to 71% in the liquid phase hydrogenolysis of HMF was obtained at 220 °C and 6.8 bar H<sub>2</sub> pressure. The Pt-Co bimetallic on multi-walled carbon nanotubes (MWCNTs) catalyst needs a high temperature of up to 160 °C for this reaction (>90 %) <sup>[18]</sup>.

While pure metallic catalysts need high temperature for DMF production and often exhibit fast deactivation, the usage of metal-acid bifunctional catalytic systems could significantly promote the deoxygenation rate of HMF to DMF (**Table 3, Entry 8-14**) <sup>[24-33]</sup>. The conversion of HMF to DMF over metal-acid catalysts is performed by metallic sites responsible for hydrogenation of carbonyl groups, while the acid sites of support are required for C-OH bond activation and simultaneous hydrogenolysis on metallic sites. The intimacy of metal and acid sites in the bifunctional catalysts seems to be primordial for deoxygenation. Insufficient contact between metal and acid sites limits the deoxygenation efficiency of HMF to DMF.

Up to date, the most active bifunctional metal-acid catalytic system for the HMF deoxygenation has been the combination of heterogeneous metal catalyst with homogenous acid (**Table 3, Entry 12-14**) <sup>[24-27]</sup>. In the presence of acetic acid, the yield of DMF increased from 0 to 85% over Pd/C at 120 °C <sup>[24]</sup>. Bimetallic PdAu/C exhibited a significant yield of over 99% for selective hydrogenation of HMF toward DMF in the presence of homogeneous HCl at 60 °C <sup>[25]</sup>. The homogenous acids provide intimacy of acid sites around the metal surface, which could protonate the

substrate hydroxyl group and polarize the C-O bond and favor the cleavage of the C-O bond over Pd<sup>[58]</sup>. However, the addition of homogeneous organic or inorganic acid at the same time could result in the side self-condensation of HMF, which lowers the DMF productivity<sup>[34]</sup>. Besides, the presence of liquid acids in the reaction mixture leads to the corrosion of equipment.

The TOF numbers towards DMF formation were calculated based on the amount of active sites reported in the literature (**Table 3**). Pd-Br sites exhibited higher activity to DMF (TOF = 181.7 h<sup>-1</sup>) than most of the catalysts from the literature.

Thus, the elaboration of efficient catalysts for deoxygenation of biomass-derived compounds faces the following dilemma. Heterogeneous metal catalysts with acidic support do not have require metal-acid intimacy, while the combination of the metal catalysts with homogenous acid suffers from the side-reactions and corrosion issues. Our results demonstrate that the supported bifunctional metal catalysts promoted with bromine (**Table 3**) exhibit several advantages:

- ✓ Hydrogenation at ambient temperature;
- ✓ High-selectivity due to only hydrogenation of the C=O bonds;
- ✓ High-efficiency due to simultaneous activation and hydrogenolysis of C-OH bonds over metal and acid sites located in close proximity of metal palladium nanoparticles
- ✓ Heterogenization of the catalyst and easy separation of the catalyst and reaction products.

Indeed, heterolytic dissociation of hydrogen over the Pd-Br sites should favor

hydrogenation of the polar C=O and C-OH groups and should hinder hydrogenation of non-polar C=C bonds as demonstrated in the model reactions (**Figure 7**). At the same time, the generation of Brønsted acid sites over Pd-Br sites simplifies protonation and hydrogenolysis of the BHMF alcohol with the direct generation of DMF. Thus, Pd-Br catalyst has dual metal-acidic properties and can be used for direct deoxygenation of biomass-derived alcohols and aldehydes. The conventional bifunctional catalysts such as metal-zeolite or metal oxide composites contain metal sites over metal nanoparticles and acid sites over the zeolite or oxide support. The metal and acid sites in these catalysts are often sterically separated and suffer from insufficient intimacy. Different to previously developed metal-acid bifunctional catalysts, the Pd-Br systems have both metal and acid sites located on the surface of the same metal nanoparticles. This results in the unique intimacy of metal and acid sites and in the spectacular enhancement of the catalytic performance and more particularly the reaction selectivity.

#### **4. Conclusion**

In this paper, an efficient Pd-Br bifunctional catalyst with intimate metal and acid sites, which are both localized over the same metal nanoparticles, was developed and exhibited extremely high yield (96 %) to DMF from HMF at ambient temperature. The promotion with bromine results in double effect on the catalytic performance. On the one hand, it tunes the hydrogenation activity of Pd active sites. On the other hand, the promotion bromine creates Brønsted acid sites, which are situated in extremely close proximity to the metal sites. The adsorbed Br atoms on the Pd surface can

prevent the hydrogenation of furan-ring, while the hydrogenation of carbonyl groups is not affected. The formed Pd-Br sites on the Pd surface provide heterolytic dissociation of H<sub>2</sub> for deoxygenation of the hydroxyl groups to DMF. To summarize, this paper describes design of a new type of bifunctional catalysts with enhanced intimacy of metal and acid sites. It deepens the understanding of how halogens can be used for the modification of metal surface for the generation of new types of active sites for activation of hydrogen in a heterolytic way with generation of the Brønsted acidity.

## **AUTHOR INFORMATION**

### **Corresponding Author**

Andrei Khodakov: E-mail:andrei.khodakov@univ-lille.fr;

Unité de Catalyse et de Chimie du Solide

UMR 8181 CNRS, Ecole Centrale de Lille, Université de Lille

Bât. C3, 59655 Villeneuve d'Ascq, France

Vitaly Ordormsky: E-mail:vitaly.ordormsky@univ-lille.fr

E2P2L, UMI 3464 CNRS-Solvay, 3966 Jin Du Rd., 201108 Shanghai, China

### **Author Contributions**

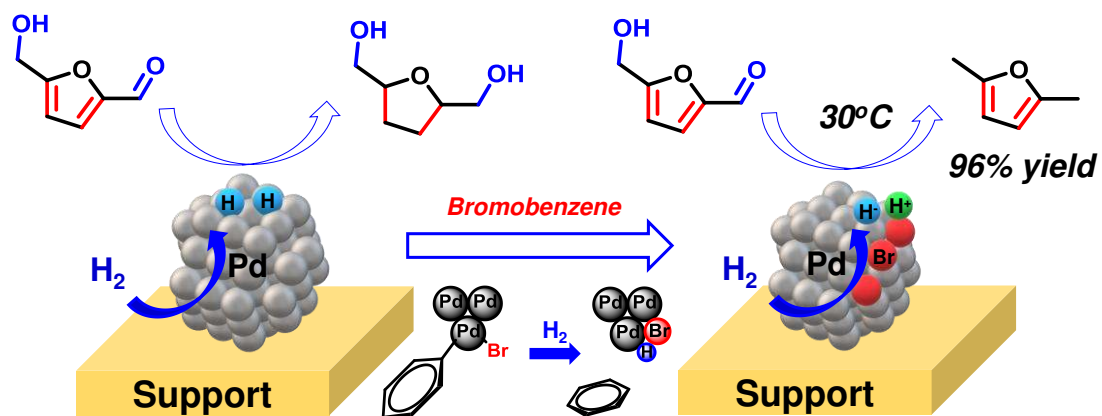
The manuscript was written through contributions of all authors. All authors have given approval to the final version of the manuscript.

## **ASSOCIATED CONTENT**

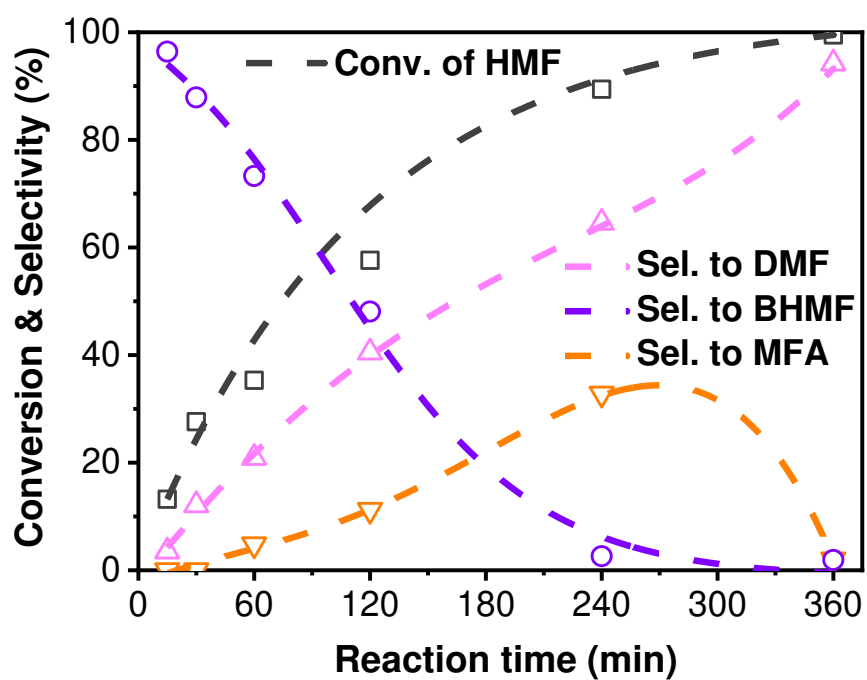
**Supporting Information.** Description of side-products; GC and GC-MS images; IR spectrum; TEM images; Supplementary catalytic test; Kinetic studies.

## **ACKNOWLEDGMENT**

The authors thank Solvay and Lille University for stipend for the PhD research of D.W. and financial support of this work.

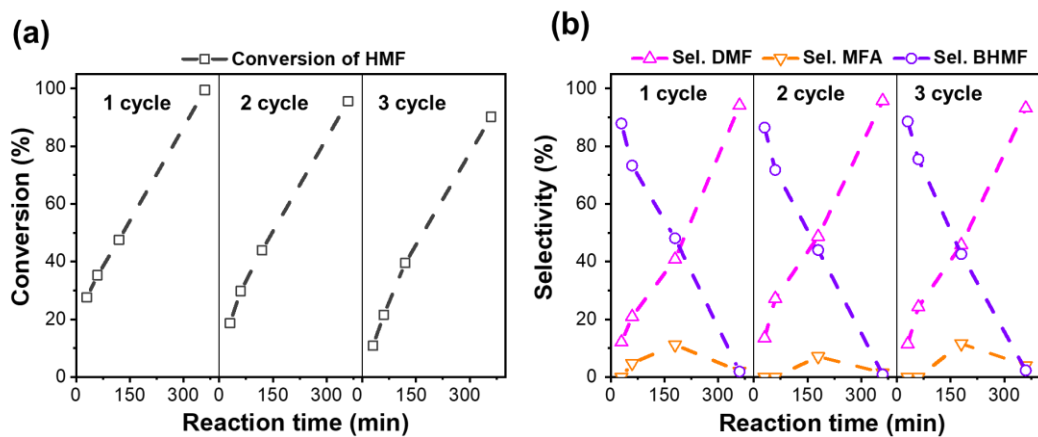


**Scheme 1.** HMF deoxygenation over Pd-Br catalyst via heterolytic dissociation of hydrogen.




**Figure 1.** Kinetics of hydrogenation of HMF over Br-Pd/Al<sub>2</sub>O<sub>3</sub>. Reaction conditions:

50 mg of Br-Pd/Al<sub>2</sub>O<sub>3</sub>, 100 mg of HMF, 5 g of THF, 30 °C, 5 bar H<sub>2</sub>.

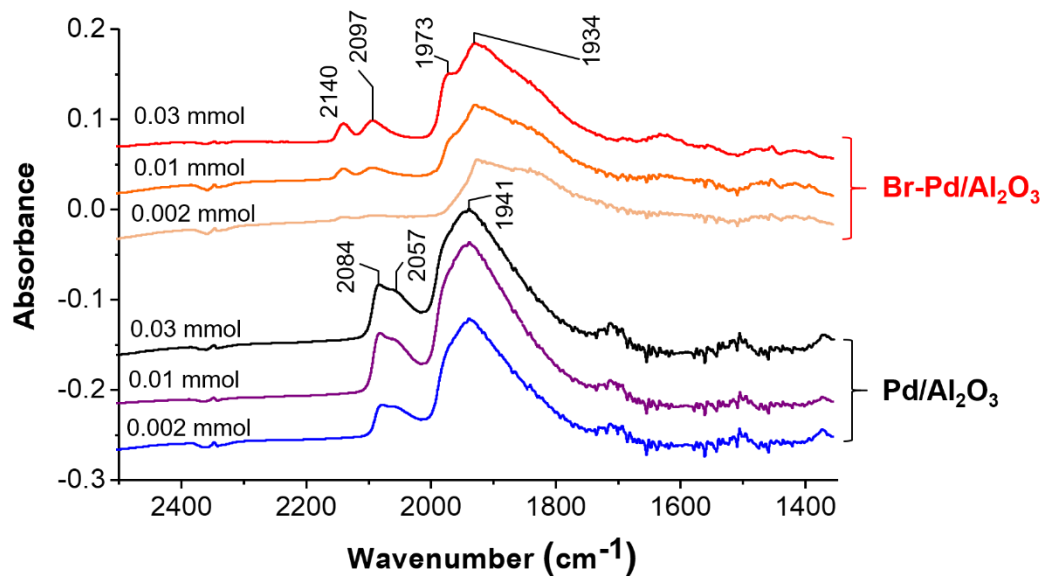


**Figure 2.** Evolution of conversion (a) and selectivity (b) for the first 3 cycles with reaction time. Reaction conditions: 50 mg Br-Pd/Al<sub>2</sub>O<sub>3</sub>, 100 mg HMF, 5 g THF, 30°C, 5 bar H<sub>2</sub>.

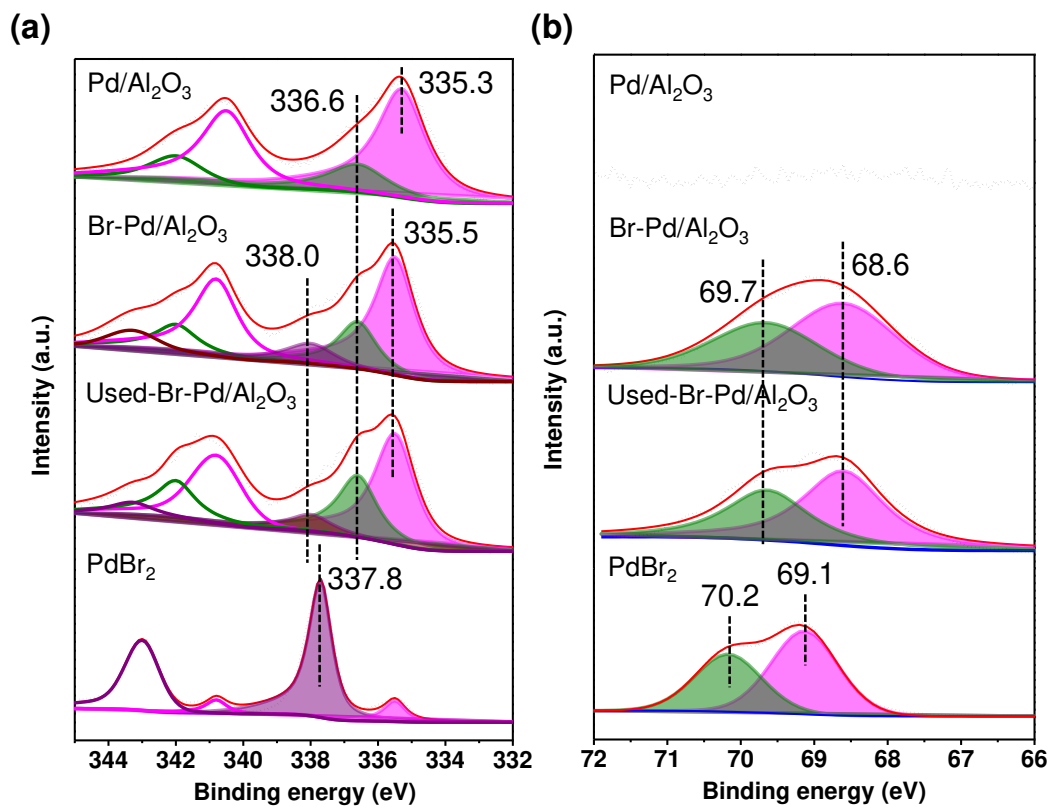




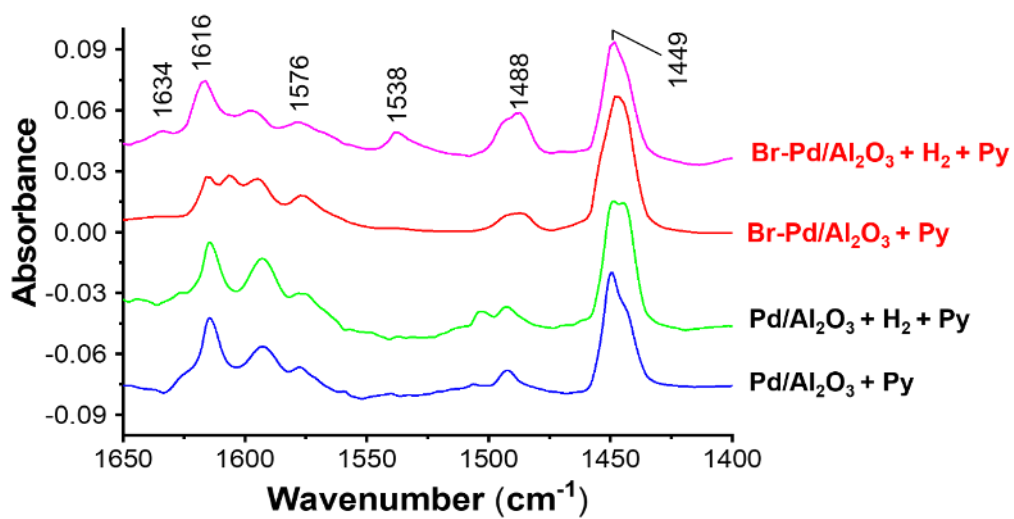
**Figure 3.** TEM-EDS analysis (a) STEM image and (b-e) corresponding EDS elemental maps of Br-Pd/SiO<sub>2</sub> catalyst.



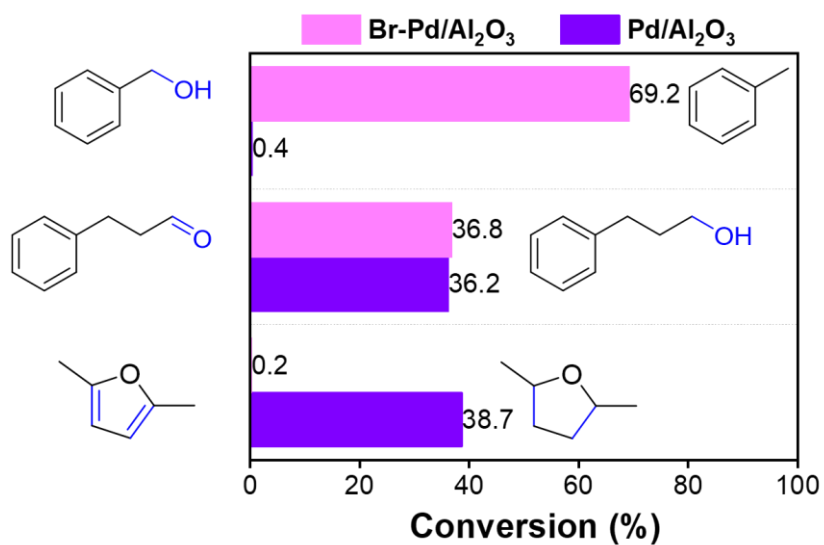
**Figure 4.** CO-FTIR for Pd/Al<sub>2</sub>O<sub>3</sub> and Br-Pd/Al<sub>2</sub>O<sub>3</sub>



**Figure 5.** XPS (a) Pd 3d and (b) Br 3d core level spectra of Pd/Al<sub>2</sub>O<sub>3</sub>, Br-Pd/Al<sub>2</sub>O<sub>3</sub>, and Br-Pd/Al<sub>2</sub>O<sub>3</sub> after reaction.



**Figure 6.** Pyridine-FTIR for Pd/Al<sub>2</sub>O<sub>3</sub> and Br-Pd/Al<sub>2</sub>O<sub>3</sub> with and without hydrogen pre-treatment.



**Figure 7.** Model reactions of hydrogenation of DMF, 3-phenylpropanal, and benzyl alcohol over Pd/Al<sub>2</sub>O<sub>3</sub> and Br-Pd/Al<sub>2</sub>O<sub>3</sub>. Reaction conditions: 50 mg of catalyst, 100 mg reactant, 5 g of THF, DMF hydrogenation: 60 °C, 20 bar H<sub>2</sub>, 1 h; 3-phenylpropanal hydrogenation: 30 °C, 5 bar H<sub>2</sub>, 30 min; Benzyl alcohol deoxygenation: 30 °C, 5 bar H<sub>2</sub>, 15 min.

**Table 1.** Conversion of HMF over palladium catalysts under different conditions.

Unless stated otherwise, the reaction conditions were as follows: 50 mg catalyst, 10  $\mu$ l BrBen, 5 g THF, 100 mg HMF, 20 bar  $H_2$ , 60 °C, 1h.

| Entry                                      | Catalysts                                      | Ad.                                | Conv. | Selectivity |      |      |      |        |      |
|--|--|------------------------------------|-------|-------------|------|------|------|--------|------|
|  |  |                                    |       | HMF         | BHMF | MFA  | DMF  | BHMTHF | HT   |
| <b>Pd catalysts with and without BrBen</b> |  |                                    |       |             |      |      |      |        |      |
| 1  | Pd/Al <sub>2</sub> O <sub>3</sub>              | -                                  | 100   | 0           | 0    | 0    | 60.8 | 29.5   | 9.7  |
| 2  | Pd/Al <sub>2</sub> O <sub>3</sub>              | BrBen                              | 100   | 0           | 1.2  | 96.7 | 0    | 0      | 2.1  |
| 3  | Pd/Al <sub>2</sub> O <sub>3</sub> <sup>1</sup> | -                                  | 85.1  | 0           | 0    | 0    | 72.1 | 26.9   | 1.0  |
| 4  | Pd/Al <sub>2</sub> O <sub>3</sub> <sup>1</sup> | BrBen                              | 76.5  | 16.0        | 30.8 | 52.8 | 0    | 0      | 0.4  |
| 5  | Pd/C   | -                                  | 100   | 0           | 0    | 0    | 42.8 | 41.3   | 15.9 |
| 6  | Pd/C   | BrBen                              | 100   | 0           | 1.4  | 94.9 | 0    | 0      | 3.7  |
| 7  | Pd/SiO <sub>2</sub>                            | -                                  | 100   | 0           | 0    | 0    | 49.8 | 45.6   | 4.6  |
| 8  | Pd/SiO <sub>2</sub>                            | BrBen                              | 100   | 0           | 2.5  | 97.1 | 0    | 0      | 0.4  |
| 9  | Pd black                                       | -                                  | 94.2  | 0           | 0    | 0    | 81.3 | 18.6   | 0.1  |
| 10   | Pd black                                       | BrBen                              | 85.6  | 4.4         | 12.5 | 82.1 | 0    | 0      | 1.0  |
| 11   | -  | BrBen                              | 0.7   | -           | -    | -    | -    | -      | -    |
| <b>Heterogeneous Pd-Br catalysts</b>       |  |                                    |       |             |      |      |      |        |      |
| 12   | Br-Pd/Al <sub>2</sub> O <sub>3</sub>           | -                                  | 77.6  | 47.9        | 11.2 | 40.8 | 0    | 0      | 0.1  |
| 13   | Br-Pd/C  | -                                  | 66.9  | 63.6        | 8.5  | 26.8 | 0    | 0      | 1.1  |
| 14   | Br-Pd/SiO <sub>2</sub>                         | -                                  | 86.5  | 19.0        | 34.3 | 46.5 | 0    | 0      | 0.2  |
| 15   | Br-Pd black                                    | -                                  | 34.7  | 57.4        | 18.6 | 23.1 | 0    | 0      | 0.9  |
| <b>Ambient temperature<sup>2</sup></b>     |  |                                    |       |             |      |      |      |        |      |
| 16   | Pd/Al <sub>2</sub> O <sub>3</sub>              | -                                  | 100   | 0           | 0    | 0    | 90.2 | 5.6    | 4.2  |
| 17   | Pd/Al <sub>2</sub> O <sub>3</sub>              | BrBen                              | 100   | 0.6         | 1.5  | 95.3 | 0    | 0      | 2.6  |
| 18   | Br-Pd/Al <sub>2</sub> O <sub>3</sub>           | -                                  | 100   | 0           | 2.6  | 96.1 | 0    | 0      | 1.3  |
| <b>Other Br sources<sup>3</sup></b>        |  |                                    |       |             |      |      |      |        |      |
| 19   | Pd/Al <sub>2</sub> O <sub>3</sub>              | NH <sub>4</sub> Br                 | 79.1  | 40.3        | 0.8  | 0    | 37.1 | 17.3   | 4.5  |
| 20   | Pd/Al <sub>2</sub> O <sub>3</sub>              | C <sub>16</sub> H <sub>33</sub> Br | 61.9  | 12.7        | 0    | 0    | 62.2 | 21.2   | 3.9  |
| 21   | Pd/Al <sub>2</sub> O <sub>3</sub>              | Br <sub>2</sub>                    | 76.7  | 0.4         | 5.4  | 2.1  | 67.1 | 18.0   | 7.0  |
| 22   | Pd/Al <sub>2</sub> O <sub>3</sub>              | HBr                                | 81.0  | 0.3         | 1.7  | 75.9 | 1.1  | 10.3   | 10.7 |
| <b>Other halogens<sup>4</sup></b>          |  |                                    |       |             |      |      |      |        |      |

|    |                                   |       |     |     |      |      |      |      |     |
|----|-----------------------------------|-------|-----|-----|------|------|------|------|-----|
| 23 | Pd/Al <sub>2</sub> O <sub>3</sub> | ClBen | 100 | 1.2 | 15.4 | 30.1 | 19.7 | 25.0 | 8.6 |
| 24 | Pd/Al <sub>2</sub> O <sub>3</sub> | IBen  | 0.8 | -   | -    | -    | -    | -    | -   |

---

1. The reactions were performed for 30 min.
2. The reaction was performed at 30 °C with 5 bars of external H<sub>2</sub> pressure for 6 hours.
3. 15 mg NH<sub>4</sub>Br, 15 mg C<sub>16</sub>H<sub>33</sub>Br, 5 mg Br<sub>2</sub>, or 5 mg HBr were added to the reaction mixture, respectively.
4. ClBen and IBen were added for 10 μl in the reaction mixture, respectively.

---

**Table 2.** Summary of the results obtained from the characterizations of Pd/Al<sub>2</sub>O<sub>3</sub> and Br-Pd/Al<sub>2</sub>O<sub>3</sub>

| Catalyst                             | Element analysis (wt. %) |      | Br amount<br>(mmol/g) | CO amount<br>(mmol/g) |
|--------------------------------------|--------------------------|------|-----------------------|-----------------------|
|                                      | Pd                       | Br   |                       |                       |
| Pd/Al <sub>2</sub> O <sub>3</sub>    | 4.7                      | 0    | 0                     | 0.16                  |
| Br-Pd/Al <sub>2</sub> O <sub>3</sub> | 5.1                      | 0.11 | 0.014                 | 0.059                 |



**Table 3.** *Hydrodeoxygenation of HMF to DMF over various catalytic systems.*

| Entry                             | Catalyst   | Conditions               |       | Results         |                |                                     | Ref.         |
|-----------------------------------|--|--------------------------|-------|-----------------|----------------|-------------------------------------|--------------|
|                                   |  | Solvent                  | T, °C | HMF<br>Conv., % | DMF<br>Sel., % | TOF <sup>1</sup><br>h <sup>-1</sup> |              |
| 1                                 | Br-Pd/Al <sub>2</sub> O <sub>3</sub>   | THF                      | 30    | 100             | 96.1           | 181.7                               | This<br>work |
| Metal catalysts                   |  |                          |       |                 |                |                                     |              |
| 2                                 | CuRu/C   | 1-butanol                | 220   | 100             | 79             | -                                   | 14           |
| 3                                 | Ru/C   | isopropanol              | 190   | 100             | 80             | 11.5                                | 19           |
| 4                                 | Ni/SBA-15  | Dioxane                  | 180   | 95              | 74.2           | -                                   | 22           |
| 5                                 | CoCu@C   | Ethanol                  | 180   | 100             | 99.4           | -                                   | 23           |
| 6                                 | PtCo/ MWCNTs   | 1-butanol                | 160   | 100             | 92.3           | 24.7                                | 18           |
| 7                                 | Ru/CNT   | Dioxane                  | 150   | 97              | 86.1           | 472.4                               | 20           |
| Bifunctional metal-acid catalysts |  |                          |       |                 |                |                                     |              |
| 8                                 | Pd/C/Zn  | THF                      | 150   | 100             | 85             | 70.2                                | 33           |
| 9                                 | Ru/Co <sub>3</sub> O <sub>4</sub>  | THF                      | 130   | 100             | 93.4           | -                                   | 28           |
| 10                                | NiSi-PS  | Dioxane                  | 130   | 100             | 72.9           | 101.5                               | 30           |
| 11                                | Pd-Cs <sub>2.5</sub> H <sub>0.5</sub> PW <sub>12</sub> O <sub>40</sub><br>/K-10 clay | THF                      | 90    | 98              | 80.6           | 10.8                                | 29           |
| 12                                | Pd/C + Acetic acid   | H <sub>2</sub> O-Dioxane | 120   | 95              | 89.5           | 8.5                                 | 24           |
| 13                                | Pd/C + HCl   | THF                      | 60    | 99              | 100            | -                                   | 25           |
| 14                                | PdAu/C + HCl   | THF                      | 60    | 99              | 100            | -                                   | 25           |

<sup>1</sup> TOF number towards DMF formation was calculated based on the number of active sites reported in the literature.

## Reference

- [1] Wheeldon, I.; Minter, S. D.; Banta, S.; Barton, S. C.; Atanassov, P.; Sigman, M., Substrate Channelling as An Approach to Cascade Reactions. *Nat. Chem.* **2016**, *8* (4), 299-309.
- [2] Lohr, T. L.; Li, Z.; Marks, T. J., Thermodynamic Strategies for C-O Bond Formation and Cleavage via Tandem Catalysis. *Acc. Chem. Res.* **2016**, *49* (5), 824-858.
- [3] Wu, X.; Cruz, F. A.; Lu, A.; Dong, V. M., Tandem Catalysis: Transforming Alcohols to Alkenes by Oxidative Dehydroxylation. *J. Am. Chem. Soc.* **2018**, *140* (32), 10126-10130.
- [4] Liu, H.; Jiang, T.; Han, B.; Liang, S.; Zhou, Y., Selective Phenol Hydrogenation to Cyclohexanone over A Dual Supported Pd-Lewis Acid Catalyst. *Science* **2009**, *326* (5957), 1250-1252.
- [5] Konwar, L. J.; Maki-Arvela, P.; Mikkola, J. P., SO<sub>3</sub>H-Containing Functional Carbon Materials: Synthesis, Structure, and Acid Catalysis. *Chem. Rev.* **2019**, *119* (22), 11576-11630.
- [6] Cheng, K.; Zhou, W.; Kang, J.; He, S.; Shi, S.; Zhang, Q.; Pan, Y.; Wen, W.; Wang, Y., Bifunctional Catalysts for One-Step Conversion of Syngas into Aromatics with Excellent Selectivity and Stability. *Chem* **2017**, *3* (2), 334-347.
- [7] Chen, S.; Wojcieszak, R.; Dumeignil, F.; Marceau, E.; Royer, S., How Catalysts and Experimental Conditions Determine the Selective Hydroconversion of Furfural and 5-Hydroxymethylfurfural. *Chem. Rev.* **2018**, *118* (22), 11023-11117.
- [8] Xu, C.; Paone, E.; Rodriguez-Padron, D.; Luque, R.; Mauriello, F., Recent Catalytic Routes for The Preparation and The Upgrading of Biomass Derived Furfural and 5-Hydroxymethylfurfural. *Chem. Soc. Rev.* **2020**, *49* (13), 4273-4306.
- [9] Pang, J.; Sun, J.; Zheng, M.; Li, H.; Wang, Y.; Zhang, T., Transition Metal Carbide Catalysts for Biomass Conversion: A Review. *Appl. Catal. B* **2019**, *254*, 510-522.
- [10] Ordonsky, V. V.; Sushkevich, V. L.; Schouten, J. C.; van der Schaaf, J.; Nijhuis, T. A., Glucose Dehydration to 5-Hydroxymethylfurfural over Phosphate Catalysts. *J. Catal.* **2013**, *300*, 37-46.
- [11] Wang, J.; Wei, Q.; Ma, Q.; Guo, Z.; Qin, F.; Ismagilov, Z. R.; Shen, W., Constructing Co@N-doped Graphene Shell Catalyst via Mott-Schottky Effect for Selective Hydrogenation of 5-Hydroxymethylfurfural. *Appl. Catal. B* **2020**, *263*, 118339.
- [12] Ordonsky, V. V.; van der Schaaf, J.; Schouten, J. C.; Nijhuis, T. A., The Effect of Solvent Addition on Fructose Dehydration to 5-Hydroxymethylfurfural in Biphasic System over Zeolites. *J. Catal.* **2012**, *287*, 68-75.
- [13] Sudarsanam, P.; Peeters, E.; Makshina, E. V.; Parvulescu, V. I.; Sels, B. F., Advances in Porous and Nanoscale Catalysts for Viable Biomass Conversion. *Chem. Soc. Rev.* **2019**, *48* (8), 2366-2421.
- [14] Roman-Leshkov, Y.; Barrett, C. J.; Liu, Z. Y.; Dumesic, J. A., Production of Dimethylfuran for Liquid Fuels from Biomass-derived Carbohydrates. *Nature* **2007**, *447* (7147), 982-985.
- [15] Tao, L.; Yan, T.-H.; Li, W.; Zhao, Y.; Zhang, Q.; Liu, Y.-M.; Wright, M. M.; Li, Z.-H.; He, H.-Y.; Cao, Y., Toward an Integrated Conversion of 5-Hydroxymethylfurfural and Ethylene for the Production of Renewable *p*-Xylene. *Chem* **2018**, *4* (9), 2212-2227.
- [16] Rohling, R. Y.; Tranca, I. C.; Hensen, E. J. M.; Pidko, E. A., Mechanistic Insight into the [4 +

- 2] Diels-Alder Cycloaddition over First Row *d*-Block Cation-Exchanged Faujasites. *ACS Catal.* **2019**, *9* (1), 376-391.
- [17] Stadler, B. M.; Wulf, C.; Werner, T.; Tin, S.; de Vries, J. G., Catalytic Approaches to Monomers for Polymers Based on Renewables. *ACS Catal.* **2019**, *9* (9), 8012-8067.
- [18] Wang, X.; Liu, Y.; Liang, X., Hydrogenolysis of 5-Hydroxymethylfurfural to 2,5-Dimethylfuran over Supported Pt-Co Bimetallic Catalysts under Mild Conditions. *Green Chem.* **2018**, *20* (12), 2894-2902.
- [19] Jae, J.; Zheng, W.; Lobo, R. F.; Vlachos, D. G., Production of Dimethylfuran from Hydroxymethylfurfural Through Catalytic Transfer Hydrogenation with Ruthenium Supported on Carbon. *ChemSusChem* **2013**, *6* (7), 1158-1162.
- [20] Prieckel, P.; Endot, N. A.; Carà, P. D.; Lopez-Sanchez, J. A., Fast Catalytic Hydrogenation of 2,5-Hydroxymethylfurfural to 2,5-Dimethylfuran with Ruthenium on Carbon Nanotubes. *Ind. Eng. Chem. Res.* **2018**, *57* (6), 1991-2002.
- [21] Jin, Z.; Yi, X.; Wang, L.; Xu, S.; Wang, C.; Wu, Q.; Wang, L.; Zheng, A.; Xiao, F.-S., Metal-Acid Interfaces Enveloped in Zeolite Crystals for Cascade Biomass Hydrodeoxygenation. *Appl. Catal. B* **2019**, *254*, 560-568.
- [22] Chen, S.; Ciotonea, C.; De Oliveira Vigier, K.; Jérôme, F.; Wojcieszak, R.; Dumeignil, F.; Marceau, E.; Royer, S., Hydroconversion of 5-Hydroxymethylfurfural to 2,5-Dimethylfuran and 2,5-Dimethyltetrahydrofuran over Non-Promoted Ni/SBA-15. *ChemCatChem* **2020**, *12* (7), 2050-2059.
- [23] Chen, B.; Li, F.; Huang, Z.; Yuan, G., Carbon-Coated Cu-Co Bimetallic Nanoparticles as Selective and Recyclable Catalysts for Production of Biofuel 2,5-Dimethylfuran. *Appl. Catal. B* **2017**, *200*, 192-199.
- [24] Mitra, J.; Zhou, X.; Rauchfuss, T., Pd/C-Catalyzed Reactions of HMF: Decarbonylation, Hydrogenation, and Hydrogenolysis. *Green Chem.* **2015**, *17* (1), 307-313.
- [25] Nishimura, S.; Ikeda, N.; Ebitani, K., Selective Hydrogenation of Biomass-Derived 5-Hydroxymethylfurfural (HMF) to 2,5-Dimethylfuran (DMF) under Atmospheric Hydrogen Pressure over Carbon Supported PdAu Bimetallic Catalyst. *Catal. Today* **2014**, *232*, 89-98.
- [26] Chatterjee, M.; Ishizaka, T.; Kawanami, H., Hydrogenation of 5-Hydroxymethylfurfural in Supercritical Carbon Dioxide-Water: A Tunable Approach to Dimethylfuran Selectivity. *Green Chem.* **2014**, *16* (3), 1543-1551.
- [27] Thananathanachon, T.; Rauchfuss, T. B., Efficient Production of The Liquid Fuel 2,5-Dimethylfuran from Fructose using Formic Acid as A Reagent. *Angew. Chem. Int. Ed.* **2010**, *49* (37), 6616-6618.
- [28] Zu, Y.; Yang, P.; Wang, J.; Liu, X.; Ren, J.; Lu, G.; Wang, Y., Efficient Production of The Liquid Fuel 2,5-Dimethylfuran from 5-Hydroxymethylfurfural over Ru/Co<sub>3</sub>O<sub>4</sub> Catalyst. *Appl. Catal. B* **2014**, *146*, 244-248.
- [29] Gawade, A. B.; Tiwari, M. S.; Yadav, G. D., Biobased Green Process: Selective Hydrogenation of 5-Hydroxymethylfurfural to 2,5-Dimethyl Furan under Mild Conditions Using Pd-Cs<sub>2.5</sub>H<sub>0.5</sub>PW<sub>12</sub>O<sub>40</sub>/K-10 Clay. *ACS Sustain. Chem. Eng.* **2016**, *4* (8), 4113-4123.
- [30] Kong, X.; Zhu, Y.; Zheng, H.; Li, X.; Zhu, Y.; Li, Y.-W., Ni Nanoparticles Inlaid Nickel Phyllosilicate as a Metal-Acid Bifunctional Catalyst for Low-Temperature Hydrogenolysis Reactions. *ACS Catal.* **2015**, *5* (10), 5914-5920.
- [31] Guo, D.; Liu, X.; Cheng, F.; Zhao, W.; Wen, S.; Xiang, Y.; Xu, Q.; Yu, N.; Yin, D., Selective

- Hydrogenolysis of 5-Hydroxymethylfurfural to Produce Biofuel 2, 5-Dimethylfuran over Ni/ZSM-5 Catalysts. *Fuel* **2020**, *274*, 117853.
- [32] Han, W.; Tang, M.; Li, J.; Li, X.; Wang, J.; Zhou, L.; Yang, Y.; Wang, Y.; Ge, H., Selective Hydrogenolysis of 5-Hydroxymethylfurfural to 2,5-Dimethylfuran Catalyzed by Ordered Mesoporous Alumina Supported Nickel-Molybdenum Sulfide Catalysts. *Appl. Catal. B* **2020**, *268*, 118748.
- [33] Saha, B.; Bohn, C. M.; Abu-Omar, M. M., Zinc-Assisted Hydrodeoxygenation of Biomass-Derived 5-Hydroxymethylfurfural to 2,5-Dimethylfuran. *ChemSusChem* **2014**, *7* (11), 3095-3101.
- [34] Shen, H.; Shan, H.; Liu, L., Evolution Process and Controlled Synthesis of Humins with 5-Hydroxymethylfurfural (HMF) as Model Molecule. *ChemSusChem* **2020**, *13* (3), 513-519.
- [35] Zhang, J.; Ellis, L. D.; Wang, B.; Dzara, M. J.; Sievers, C.; Pylypenko, S.; Nikolla, E.; Medlin, J. W., Control of Interfacial Acid-metal Catalysis with Organic Monolayers. *Nat. Catal.* **2018**, *1* (2), 148-155.
- [36] Wu, D.; Hernández, W. Y.; Zhang, S.; Vovk, E. I.; Zhou, X.; Yang, Y.; Khodakov, A. Y.; Ordonsky, V. V., In Situ Generation of Brønsted Acidity in the Pd-I Bifunctional Catalysts for Selective Reductive Etherification of Carbonyl Compounds under Mild Conditions. *ACS Catal.* **2019**, *9* (4), 2940-2948.
- [37] Meng, Q.; Hou, M.; Liu, H.; Song, J.; Han, B., Synthesis of Ketones from Biomass-derived Feedstock. *Nat. Commun.* **2017**, *8*, 14190.
- [38] Ntainjua, N. E.; Piccinini, M.; Pritchard, J. C.; He, Q.; Edwards, J. K.; Carley, A. F.; Moulijn, J. A.; Kiely, C. J.; Hutchings, G. J., The Effect of Bromide Pretreatment on the Performance of Supported Au-Pd Catalysts for the Direct Synthesis of Hydrogen Peroxide. *ChemCatChem* **2009**, *1* (4), 479-484.
- [39] Chen, J.; Liu, R.; Guo, Y.; Chen, L.; Gao, H., Selective Hydrogenation of Biomass-Based 5-Hydroxymethylfurfural over Catalyst of Palladium Immobilized on Amine-Functionalized Metal-Organic Frameworks. *ACS Catal.* **2014**, *5* (2), 722-733.
- [40] Goyal, R.; Sarkar, B.; Bag, A.; Siddiqui, N.; Dumbre, D.; Lucas, N.; Bhargava, S. K.; Bordoloi, A., Studies of Synergy Between Metal-Support Interfaces and Selective Hydrogenation of HMF to DMF in Water. *J. Catal.* **2016**, *340*, 248-260.
- [41] Chimentão, R. J.; Oliva, H.; Belmar, J.; Morales, K.; Mäki-Arvela, P.; Wärnå, J.; Murzin, D. Y.; Fierro, J. L. G.; Llorca, J.; Ruiz, D., Selective Hydrodeoxygenation of Biomass Derived 5-Hydroxymethylfurfural over Silica Supported Iridium Catalysts. *Appl. Catal. B* **2019**, *241*, 270-283.
- [42] Wang, H.; Zhu, C.; Li, D.; Liu, Q.; Tan, J.; Wang, C.; Cai, C.; Ma, L., Recent Advances in Catalytic Conversion of Biomass to 5-Hydroxymethylfurfural and 2, 5-Dimethylfuran. *Renew. Sust. Energ. Rev.* **2019**, *103*, 227-247.
- [43] Tysoe, W. T.; Lambert, R. M., Surface Chemistry of The Metal-halogen Interface: Bromine Chemisorption and Dibromide Formation on Palladium (111). *Surf. Sci.* **1982**, *115* (1), 37-47.
- [44] Ayyoub, S.; Natalie, A. L.; Delphine, F.; Olivier, C.; Farid, C.; Mohamed, T. A Comparative Study of Solvent-Free and Highly Efficient Pinene Hydrogenation over Pd on Carbon, Alumina, and Silica Supports. *Org. Process Res. Dev.* **2017**, *21*, 60-64.
- [45] Campisi, S.; Ferri, D.; Villa, A.; Wang, W.; Wang, D.; Kröcher, O.; Prati, L., Selectivity

- Control in Palladium-Catalyzed Alcohol Oxidation through Selective Blocking of Active Sites. *J. Phys. Chem. C* **2016**, *120* (26), 14027-14033.
- [46] Ball, M. R.; Rivera-Dones, K. R.; Gilcher, E. B.; Ausman, S. F.; Hullfish, C. W.; Lebrón, E. A.; Dumesic, J. A., AgPd and CuPd Catalysts for Selective Hydrogenation of Acetylene. *ACS Catal.* **2020**, *10* (15), 8567-8581.
- [47] Nieminen, V.; Honkala, K.; Taskinen, A.; Murzin, D. Y., Intrinsic Metal Size Effect on Adsorption of Organic Molecules on Platinum. *J. Phys. Chem. C* **2008**, *112* (17), 6822-6831.
- [48] Bhogeswararao, S.; Srinivas, D., Catalytic Conversion of Furfural to Industrial Chemicals over Supported Pt and Pd Catalysts. *J. Catal.* **2015**, *327*, 65-77.
- [49] Komanoya, T.; Kinemura, T.; Kita, Y.; Kamata, K.; Hara, M., Electronic Effect of Ruthenium Nanoparticles on Efficient Reductive Amination of Carbonyl Compounds. *J. Am. Chem. Soc.* **2017**, *139* (33), 11493-11499.
- [50] An, J.; Wang, Y.; Lu, J.; Zhang, J.; Zhang, Z.; Xu, S.; Liu, X.; Zhang, T.; Gocyla, M.; Heggen, M.; Dunin-Borkowski, R. E.; Fornasiero, P.; Wang, F., Acid-Promoter-Free Ethylene Methoxycarbonylation over Ru-Clusters/Ceria: The Catalysis of Interfacial Lewis Acid-Base Pair. *J. Am. Chem. Soc.* **2018**, *140* (11), 4172-4181.
- [51] Pushkarev, V. V.; An, K.; Alayoglu, S.; Beaumont, S. K.; Somorjai, G. A., Hydrogenation of Benzene and Toluene over Size-controlled Pt/SBA-15 Catalysts: Elucidation of The Pt Particle Size Effect on Reaction Kinetics. *J. Catal.* **2012**, *292*, 64-72.
- [52] Cui, X.; Surkus, A. E.; Junge, K.; Topf, C.; Radnik, J.; Kreyenschulte, C.; Beller, M., Highly Selective Hydrogenation of Arenes Using Nanostructured Ruthenium Catalysts Modified with A Carbon-nitrogen Matrix. *Nat. Commun.* **2016**, *7*, 11326.
- [53] Jiang, H.; Yu, X.; Nie, R.; Lu, X.; Zhou, D.; Xia, Q., Selective Hydrogenation of Aromatic Carboxylic Acids over Basic N-doped Mesoporous Carbon Supported Palladium Catalysts. *Appl. Catal. A* **2016**, *520*, 73-81.
- [54] Mitsui, T.; Rose, M. K.; Fomin, E.; Ogletree, D. F.; Salmeron, M., Dissociative Hydrogen Adsorption on Palladium Requires Aggregates of Three or More Vacancies. *Nature* **2003**, *422* (6933), 705-712.
- [55] Doudin, N.; Yuk, S. F.; Marcinkowski, M. D.; Nguyen, M.-T.; Liu, J.-C.; Wang, Y.; Novotny, Z.; Kay, B. D.; Li, J.; Glezakou, V.-A.; Parkinson, G.; Rousseau, R.; Dohnálek, Z., Understanding Heterolytic H<sub>2</sub> Cleavage and Water-Assisted Hydrogen Spillover on Fe<sub>3</sub>O<sub>4</sub>(001)-Supported Single Palladium Atoms. *ACS Catal.* **2019**, *9* (9), 7876-7887.
- [56] Aellig, C.; Jenny, F.; Scholz, D.; Wolf, P.; Giovinazzo, I.; Kollhoff, F.; Hermans, I., Combined 1,4-Butanediol Lactonization and Transfer Hydrogenation/Hydrogenolysis of Furfural-Derivatives under Continuous Flow Conditions. *Catal. Sci. Technol.* **2014**, *4* (8), 2326-2331.
- [57] Chidambaram, M.; Bell, A. T., A Two-Step Approach for the Catalytic Conversion of Glucose to 2,5-Dimethylfuran in Ionic Liquids. *Green Chem.* **2010**, *12* (7), 1253-1262.
- [58] Volkov, A.; Gustafson, K. P. J.; Tai, C.-W.; Verho, O.; Bäckvall, J.-E.; Adolfsson, H., Mild Deoxygenation of Aromatic Ketones and Aldehydes over Pd/C Using Polymethylhydrosiloxane as the Reducing Agent. *Angew. Chem. Int. Ed.* **2015**, *127* (17), 5211-5215.

