

Klinische Wochen- schrift

Organ der Gesellschaft
Deutscher Naturforscher
und Ärzte

Schriftleitung

N. Zöllner

Herausgeber

4 Med. 97 24 (68, 2)
E. Buchborn (München) · H.J. Dengler (Bonn) · V. Diehl (Köln)
W. Gerok (Freiburg) · H. Goebell (Essen) · R. Gross (Köln)
H. Jahrmärker (München) · H. Kaess (München) · F. Krück (Bonn)
W. Kübler (Heidelberg) · H.-G. Lasch (Gießen) · F. Loogen
(Düsseldorf) · W. Lorenz (Marburg) · P.A. Miescher (Genf)
G. Paumgartner (München) · W. Reutter (Berlin) · G. Riecker
(München) · G. Schettler (Heidelberg) · P. Schölmerich
(Mainz) · P.C. Scriba (München) · D. Seidel (München) · G. Seifert
(Hamburg) · G.H. Thoenes (München) · P. von Wichert (Marburg)
N. Zöllner (München)

Beirat

657 - 1260
R. Arnold (Marburg) · A. Distler (Berlin) · R. Ferlinz (Mainz)
O. Götze (Göttingen) · F.A. Gries (Düsseldorf) · H.-L. Hahn
(Würzburg) · W.H. Hitzig (Zürich) · J. Köbberling (Wuppertal)
E. Köttgen (Berlin) · H.J. Kramer (Bonn) · H. Löffler (Kiel)
B. Lüderitz (Bonn) · R. Lüthy (Zürich) · M. Marshall (Tegernsee)
K.-H. Meyer zum Büschenfelde (Mainz) · M.J. Mihatsch (Basel)
H. Mörl (Mannheim) · Ch. Mueller-Eckhardt (Gießen)
B.M. Peskar (Bochum) · E.O. Riecken (Berlin) · R. Ritz (Basel)
M. Schattenkirchner (München) · W. Schneider (Düsseldorf)
H.-P. Schuster (Hildesheim) · W. Seeger (Gießen) · H.-G. Sieberth
(Aachen) · W. Stille (Frankfurt) · K.O. Stumpe (Bonn)
K.-H. Usadel (Mannheim) · G. Utermann (Innsbruck) · C. Wagener
(Hamburg) · I. Walter-Sack (Heidelberg) · E. Weber (Heidelberg)
K. von Werder (Berlin) · G. Wolfram (München)

Redaktion Pharmakologika

E. Weber, I. Walter-Sack (Heidelberg)



Springer-Verlag Berlin Heidelberg New York
London Paris Tokyo Hong Kong Barcelona

Sachregister

Die Abkürzungen vor den Seitenzahlen bedeuten: Ed = Editorial; Preis-Vorlsg. = Preisvorlesung; Ü = Übersichten; O = Originalien; EK = Eilige Kurzmittelungen; Ka = Kasuistik; Pharma = Pharmakologika; Bespr = Buchbesprechungen; Brfe = Briefe an die Herausgeber; Kon = Kongresse; Suppl = Supplementum.

- Abamectin Bespr 926
AB-Amyloid Kon 1150
Abbott TDx fluorescence polarisation immunoassay Ka 325
Abdomen, komplexe bildgebende Diagnostik Bespr 1075
Abdominal pain Ü 247
Abgeschlagenheit O 89
Abgespanntheit O 969
Abstoßungskrisen O 408, O 409
Abstoßungsreaktion O 410
ACE inhibition O 750
Acetatehemodialysis O 806
Acetyl-choline O 166, O 172
Acetylcholinesterase Ka 615
Acetylcholininduzierte Desensibilisierung Ka 100
Acetylsalicylic acid EK 294, O 1059
Acid base regulation Kon 1096
Acid-base homeostasis O 175, Kon 1096
Acid-base status O 175
Acid-clearance of the tubular esophagus O 602
Acidosis O 180
Acid phosphatase Ka 95
Acquired immunodeficiency syndrome O 43
Acromegaly O 583
ACTH-Test Ka 329
Activated partial thromboplastin time Ka 1071
Acute Cyclosporine A toxicity O 835
Acute Guillain-Barré syndrome O 1183
Acute leukemias Ka 874
Acute liver disease O 178
Acute myocardial infarction O 774, O 1174
Acute occlusive deep venous thrombosis O 1208
Acute pancreatitis O 565
Acute renal failure O 758
Acute uric acid nephropathy Ka 874
Acyclovir Ka 286, Ka 1190, Ka 1193
Adeninnukleotid O 1179
Adenoma Ka 342, Kon 1102
Adenomas of the anterior pituitary O 669
Adenome, tubulovillöse O 87
Adenom-Karzinom, Abgrenzung Kon 11107
Adenosindiphosphat O 460
Adenosine-triphosphate O 223
Adenosinmonophosphat, cyclisches Ka 927
Adenylatcyclaseregulation Ü 890
Adenylate cyclase Ü 54, Ü 887, Ka 927
Adenylzyklase O 681
ADH secretion Ka 191
Adhesion molecules Bespr 1177
Adrenal adenoma Ka 981
Adrenal androgens O 597
Adrenal glands Ka 1027
Adrenal hyperplasia, clinical symptoms Ka 328
-, laboratory findings Ka 328
Adrenal hypofunction Ka 1076
Adrenal insufficiency Ka 927, Ka 1076
Adrenal neoplasm Ka 1076
Adrenal tumor Cushing's syndrome O 608
Adrenalektomie Ka 328, Ka 1077
Adrenalin-Sekretion Ka 99
Adrenals Ü 699, Ü 700
 β -adrenergic blockade EK 441
Adrenergic receptors O 557
 β -adrenic influence on the heart O 26
 β -adrenoceptor blockade O 476
 β -adrenoceptors Ü 887
Adrenocorticotropes Hormon Ka 329, Ka 927
Adrenocorticotropic hormone O 951
Adrenocorticotropin O 608
Adrenogenitales Syndrom Ka 328
 β -Adrenozeptor-Agonisten Ü 893
 β -Adrenozeptor-cAMP-Adenylatcyclasesystem Ü 893
 β -Adrenozeptoren Ü 890
 β_1 -Adrenozeptoren Ü 893
 β_2 -Adrenozeptoren Ü 893
Adriamycin Ü 443
Adult respiratory distress syndrome O 1183
Aerodermatitis Ka 431
Aerosols O 397
Afferent inhibition EK 125
Aflatoxin B1 Ü 443
Africa O 277
Age O 655
Aggregationsverhalten der Thrombozyten O 462
AIDS O 43, O 89, Ü 299, O 393, O 415, O 853, O 864, O 906,
O 1003, Ka 1034, O 1050, O 1203, EK 1229
-, bildgebende Diagnostik Bespr 475
AIDS-related complex O 89, O 393, O 1050
Air embolism O 1187
Akromegalie, IGF-I Spiegel Ü 993
Aldrich's hereditary osteodystrophy Ka 930
Albumin O 1184
Albumine O 678
Alcohol O 655
Alcohol consumption O 655
Alcoholism Ka 191, O 678
Aldactone Ü 347
Aldosterone O 71, O 74, O 313, O 476, O 583, Ka 981,
Kon 1087, Kon 1127
Alkalosis O 180
Alkoholkonsum O 655
Alkoholreduktion O 662
Alkylphosphat-Intoxikationen Ka 100
Allograft rejection O 869
Alopecia totalis Ka 237
Alpha-adrenoceptor antagonist Pharma 624
Alpha-1-acid glycoprotein Pharma 624
Aluminum O 41
Alveolar ventilation O 806
Alveolitis O 512
Amaurose Ka 333
Amblyopia Ka 332
Amblyopie Ka 333
Ambulatory blood pressure monitoring O 723, Kon 1119
Amino acid metabolism O 380
Amino acids O 750, Ü 1157
Aminoglutethimid Ü 354

- Aminoglycoside antibiotics Pharma 624
 Aminoglycosides O 869
 Aminosäurestoffwechsel O 380
 Aminotransferase O 184
 Amiodarone O 673
 Ammonia Kon 1096
 Ammonium O 175
 Amoxicilline Ka 1032
 AMP Kon 1138
 Amphotericine O 869
 Amputation O 380
 Amylase O 565
 Amyloid angiopathy O 1173
 Anal erosion Ka 523
 Anal intercourse O 906, O 1205
 Analgesia EK 129
 Analgesic abuse O 38
 Analgesic nephropathy O 38, O 1042
 Analgesic syndrome O 38
 Analgesic-associated nephropathy O 40
 Analgesics O 38, EK 121
 Analgetika, nichtsteroidale EK 121
 Analgetika-Mißbrauch O 1044
 Analgetikanephropathie O 1042
 Analysis of intracellular parameters Ü 199
 Anämie O 89
 –, korpuskuläre hämolytische Ü 248
 Anandron Ü 347
 Androcur Ü 347
 Androgene Ü 250
 Androgenic stimuli Ü 347
 Androgen-Synergismus, Störung Ü 355
 Androgen-Synthese, Hemmung Ü 354
 Androgen-(Testosteron-)Entzug Ü 351
 Androgen-Wirkung auf die Target-Zelle, Hemmung Ü 354
 Androstendion Ka 329
 Anemia O 24, O 41, O 403, O 405, O 1050
 Anesthesia O 1172
 –, general O 1168
 ANF O 313, O 823
 Angina pectoris O 1185
 Angiodysplasia Ka 290
 Angioedema Ka 51
 Angiogram Ka 619
 Angiography Ka 1195, Ka 1197
 –, intraarterial Ka 1196
 Angiological examination O 589
 Angiopathy EK 49
 Angiotensin converting enzyme Ka 335, O 750
 Angiotensin I-Converting-Enzyme Ka 340
 Angiotensin II O 758, Kon 1127, Kon 1138
 Angiotensine O 583
 Angstanfälle Bespr 1202
 ANP O 476, Ü 699, Kon 1112
 ANP levels O 476
 ANP mRNA Ü 699
 Anterior uveitis Ka 971
 Antiandrogens Ü 347
 Antiarrhythmic drugs Bespr 1026
 Antiarrhythmika O 1181
 Antibiotic therapy O 372, Ka 427, Ka 431
 Antibiotika-Therapie Bespr 522
 Antibodies O 685
 Antibodies against cytoplasmic components O 685
 Antibodies against mistletoe extract O 896
 Antibody activities O 685
 Antibody levels O 512
 Antibody-HIV-1 immune complexes Ü 301
 Anticardiolipin antibodies O 594
 Anticholinergic Effekt O 1181
 Anticholinergics Ü 935
 Anti-CMV-IgG Ka 237
 Anti-CMV-IGM Ka 237
 Antidiuretic hormone O 313
 Antigen-antibody reaction O 35
 Antigenic stimulation Ka 95
 Anti-HIV-1 seronegatives O 43
 Anti-HIV-1 seropositives O 43
 Antihypertensive drugs O 768
 Antihypertensive Therapie Kon 1124
 Antihypertensive therapy O 320, O 718
 Antihypertensives, long acting O 320
 –, rapidly acting O 320
 Anti-inflammatory analgesics EK 121
 Antikoagulation O 1213
 Anti-lectin-antibodies O 896
 Antilymphozytenglobulin Ka 1189
 Antimosquito measures O 277
 Antineoplastic agents, intrathecal application Ka 1076
 Antineoplastic therapy Ü 8
 Antinociception EK 129
 Antiphospholipid antibodies O 594
 Anti-p24-antibodies O 864
 Antirejection therapy O 408
 Antirheumatika, nichtsteroidale EK 121
 Antistreptolysin-0-titer Ka 1198
 Antithrombin III O 559
 Antithymocyte globuline O 408
 Antithyroid drugs O 1037
 α_1 -antitrypsin deficiency EK 346
 α_1 -antitrypsin O 857
 Antitumor drugs Ü 443
 Anxiety O 942
 Aorta O 570
 Aortic valve disease O 921
 apo E2 O 67
 Apoenzymes O 183
 Apolipoprotein E O 65, Ka 526
 Apoplex O 521
 Arachidonic acid Ü 56
 ARC O 1203
 Arcuate arteries O 166, O 170
 ARGUS-100 O 33
 Arrhythmias O 1171
 Arrhythmiebehandlung Bespr 517, Bespr 1216
 Arterial hypertension O 41
 Arterial occlusive disease O 207
 Arterial pressure O 718
 Arterial smooth muscle cells Ü 53
 Arterielle Verschlußkrankheit O 380
 Arterieller Hochdruck O 1047
 Arteriosclerosis O 518
 Arteriosklerose O 518
 –, Frühdiagnostik O 521
 Arterio-venöse Fistel O 1208
 Arteriovenous shunting O 210
 Artery-to-artery embolism O 1176
 Arthralgia Ka 739
 Arthritis Ka 431, Ka 881
 –, rheumatoid Ü 56, O 460
 Arthropathy Kon 1150
 Artificial endocrine pancreas O 951
 Artificial pancreas Ü 306
 Arylesterases O 60

- Arzneimittelprüfung, Psychiatrie Pharma 1085
 Ascites O 545
 Aspartate O 223
 Asphyxien O 1179, O 1181
 Assoziation zwischen Hautfibromen und Darmpolypen O 86
 Asthma Suppl XIX
 Asystole O 1187
 α 1AT deficiency alleles Pi QO, Pi Z O 857
 Atemwegserkrankungen, obstruktive Suppl XIX
 Atherogenesis Ü 53, 55
 -, rheumatic disease Ü 56
 Atherogenic serum cholesterol fraction O 269
 Atherosclerosis Suppl XX, O 38, O 41, O 65, O 570
 Atherosclerotic affected tissues EK 49
 Atherosclerotic lesions O 68, O 570
 Atherosclerotic vascular disease O 664
 Atherothrombotic infarction O 1176
 ATP detection O 33
 ATP-dependent efflux pump Ü 444
 Atrial fibrillation O 1173, O 1174, O 1186
 Atrial natriuretic factor O 313, O 709, O 823
 Atrial natriuretic peptide EK 441, Ü 699, O 758, Kon 1112,
 Kon 1127
 Atrial natriuretic peptide in peripheral organs Ü 699
 Atrialer natriuretischer Faktor O 823
 Atriales natriuretisches Peptid O 476
 Atrioventricular block Ka 431
 Atropine Ka 615
 Auricular trabeculae O 797
 Autoantibodies O 1066
 Autocoids Kon 1138
 Autoimmune diseases Suppl XXI, Bespr 402, Ü 489
 Autoimmune etiology O 1183
 Autoimmune hemolytic anemia Ka 94
 Autoimmune hyperlipidemia Ka 526
 Autoimmune hyperthyroidism O 942
 Autonomic cardiovascular control O 30
 Autonomic dysfunction O 1171, O 1172
 Autonomic neuropathy O 30
 Autopsy O 1173
 av-Fistel O 1213
 Azathioprin Ka 1189, Ka 1190
 Azathioprine Ka 50, Ka 1071
- B** Vitamin EK 142
 Baclofen Ü 938
 Bacterial infections O 14, O 218
 Bacterial infections of the CNS O 12
 BAL O 853
 Balloon angioplasty O 570
 Bam HI EK 1084
 Bannwarth syndrome Ka 431
 Barbiturates O 1172
 BARD (In 37) Normotherm System Ka 620
 Baroreceptor response Pharma 625
 Basement membrane Kon 1145
 Baxter-Stratus fluorescence enhanced enzyme partition immu-
 noassay Ka 325
 Bayes method O 469
 B-cell lymphoma Ka 1027
 B-cell neoplasms O 16
 B,E (LDL)-receptors O 68
 Befeuchterlunge O 512
 Befeuchterwasser, mikrobiologische Untersuchung O 515
 Behandlung mit B-Vitaminen EK 146
 Behçet's syndrome Ü 493, O 685
 Beinvenenthrombose, tiefe O 1208
- Belastung, körperliche O 827
 Benign monoclonal gammopathy Ka 95
 Benzbromarone Ka 878
 Benzbromarone elimination EK 101
 Benzodiazepines Pharma 624
 Bestrahlung, lokale Ka 1189
 Beta-adrenoceptor antagonists Pharma 624
 Beta-blockers Pharma 624, O 951
 Betaine Kon 1091
 Betaxolol O 476
 Beta-2-microglobulin O 864
 Bezafibrate O 65
 Bezafibrate therapy O 65
 Bicarbonate Kon 1096
 Bicarbonate elimination Kon 1096
 Bicarbonate homeostasis O 175
 Bicarbonatehemodialysis O 806
 Bile analysis O 497
 Bile canalicular membranes Ü 444
 Bile duct lithiasis O 496
 Bile infection O 500
 Bile salts O 60, O 63, Ü 443
 Biliary excretion O 692
 Bilirubin plasma concentration O 692
 Biological membranes Preis-Vorlsg. 149
 Bioluminescence O 33
 Blast crisis O 23
 Blastocyst cells Ü 53
 Bleeding tendency Ka 1071
 Bleomycin Ü 539
 Blepharospasm Ü 939
 β -blockers Ü 887
 Blood O 507
 Blood cells Bespr 396
 Blood donors O 1222
 Blood Epo level O 405
 Blood flow of reactive hyperemia O 590
 Blood glucose Ü 306, O 447
 Blood glucose monitoring Ü 306
 Blood hemoglobin concentration O 406
 Blood platelets O 460
 Blood pressure O 173, O 320, O 718, O 768, O 1168, O 1171,
 O 1172, Ka 1198
 -, instability O 1168
 -, lability O 1171
 Blood pressure monitoring O 320, O 723
 24 h Blood pressure profiles O 320
 Blood Pressure Regulation Kon 1112
 24 h blood pressure O 723
 Blood sugar levels O 951
 Blood urea nitrogen O 65
 Blood velocity O 173
 Blood viscosity O 23
 Blood-brain barrier Pharma 624
 Blood/membrane interactions O 901
 Blutdruck O 655
 Blutdruckabfall, nächtlicher Kon 1121
 Blutdruckanstieg, morgendlicher O 320
 Blutdruckregulation Kon 1112
 Blutdruckrhythmik Kon 1121
 Blutdruckselbstmessung Kon 1123
 Blutdrucksenkung O 662
 BMI O 655
 Body fat Pharma 623
 Body fluid volume Kon 1112
 Body mass Pharma 623
 Body mass index O 655

- Body water Pharma 623
 Body weight Ka 1198
 Boeck-Besnier-Schaumann-Erkrankung Ka 340
 Boeck's disease Ka 344
 Bolus O 709
 Bone marrow O 901
 Bone marrow depression O 1040
 Bone marrow failure O 403
 Bone marrow transplantation O 406, Ü 539
 Bone metastases Ka 388
 Bone mineral content Ü 359
 Bone-marrow disease Ü 247
 Borborygmi O 606
 Borrelia burgdorferi spirochete Ka 431
 Botulinum toxin Ü 935, Ü 938
 Bradycardia O 1186
 Bradycardia syndrome O 313
 Brain edema Ka 286
 Brain metastases O 576
 –, surgical treatment O 576
 Breast feedings Ü 1157
 Bromocriptin Ü 349, Ka 384
 –, Nebenwirkungen Ka 386
 Bronchialkarzinom Suppl XIX, O 579
 –, kleinzelliges Ka 244
 Bronchitis Suppl XIX
 Bronchoalveolar lavage O 372, O 853
 Bronchoalveolar lavage fluid O 728
 Bronchoscopic methods, nonbioptic O 372
 Bronchoscopy O 372
 Bronchoskopie, flexible O 372
 Bronchoskopisch nachgewiesene Erreger O 374
 Bronchoskopische Untersuchungen, Komplikationsrate O 376
 Bronchoskopische Untersuchungsverfahren, nicht biopische O 372
 Bronchospasm O 1185
 Brown pigment stones O 496
 Bundle branch block Ü 744
 Burkitt-Lymphom Ka 1080
 Butyl nitrite O 906
 B-vitamin EK 125
 B-Zell-Hyperplasien Ka 1189
 B-Zell-Lymphome Ka 1076, Ka 1189

 Calcitonin Ü 359
 –, exogenes Ü 362
 Calcitonin analgesia Ü 359
 Calcitonin receptors in the brain Ü 359
 Calcitonin secretion Ü 359
 Calcitoninmangel Ü 361
 Calcitoninreserve Ü 361
 Calcitoninstimulierbarkeit Ü 361
 Calcitoninwirkungen, unerwünschte Ü 365
 Calcium Ü 359, O 472, O 718, Ü 893
 Calcium metabolism O 421
 Calcium-Antagonist Bespr 580, Bespr 984
 Calcium-channel blocker O 166
 Calcium-Hormone, endogene Ü 363
 Calcium-/Phosphat-Homöostase Ü 363
 Calcium-Rückresorption O 682
 cAMP Kon 1138
 cAMP-Adenylatcyclasesystem Ü 887
 cAMP-phosphodiesterase inhibitor Ü 887
 Cancer Ü 1, Ü 53, Ü 56
 Cancer Research Bespr 1194
 Cancer treatment Ü 8, Bespr 536
 –, adjuvant therapy O 896

 Candida esophagitis Ka 187
 Captopril O 750
 Carbamazepin Ka 1193
 Carcinoid, metastasiertes Ka 241
 Carcinoid-Syndrom Ka 244
 Carcinomas Kon 1102
 Cardiac arrest O 1185
 Cardiac arrhythmia O 1185, O 1186, O 1187
 Cardiac failure Ka 880
 Cardiac function, autonomic nervous control of O 26
 Cardiac glycosides Ü 887
 Cardiac output O 263
 Cardiac rhythm disorders O 1168
 Cardiac surgery, perioperative mortality O 1059
 Cardiogenic shock O 313
 Cardiomyopathy O 914, O 1174
 Cardiopulmonary instability O 806
 Cardiosurgical interventions O 921
 Cardiovascular complications O 1186
 Cardiovascular disease O 38, O 65, O 458
 –, risk factors O 458
 Cardiovascular instability O 1172
 Cardiovascular morbidity O 38, O 41
 Cardiovascular reactions, perioperative O 1170
 Cardiovascular reflectory reactions O 1168
 Cardiovascular reflectory status O 1168
 Cardiovascular system O 1168
 Carmustine Ü 539, Ü 542
 Casodex Ü 347
 Catecholamines Bespr 182, O 271, O 951, Kon 1127
 Ca²⁺-antagonists O 797
 CDC-classification O 89
 cDNA O 914
 CD3⁺ cells O 728
 CD3+HLA/DR+ cells O 395
 CD4 cells O 393, O 728, O 1203
 CD4/CD8-Lymphozyten-Quotient O 855
 CD4/CD8-ratio O 408
 CD4+/CD8+T-cell ratio O 44
 CD4-positive T-Helfer-Lymphozyten O 855
 CD4+T-cells O 44
 CD8⁺ cells O 1203, O 1206
 CD8 lymphocytes O 393
 CD8+Leu7+ cells O 395
 CD8-positive zytotoxische T-Zellen O 855
 CD8+T-cells O 44
 CD16⁺ cells O 728
 Ceftriaxone Ka 431
 Cefuroxim Ka 1032
 Celiac disease Ü 493
 Cell growth Kon 1087
 Cell lines Ü 53
 Cell measurement O 394
 Cell preparations O 394
 Cell surface antigens O 408
 Cell turnover O 518
 Cell-surface ruffling Ü 54
 Cellular and antigen-antibody reactions O 33
 Cellular immunity O 728
 Cellulose-based membranes O 901
 Central nervous system O 12, Ü 53
 Central venous pressure O 313
 Cerebellar hemorrhage O 1174
 Cerebral embolism O 921
 Cerebral hemorrhage O 1173, O 1174, O 1175
 Cerebral infarction O 1173, O 1174, O 1176
 Cerebral ischemia O 1187

- Cerebral lymphoma Ka 1189
 Cerebral white matter O 1176
 Cerebrospinal fluid O 12, Ka 485, O 1054
 Cerebrovascular disease O 1173
 Chemiluminescence O 33
 Chemotaxis Ü 54
 Chemotherapie Ka 332, Ka 1077
 Chemotherapy Ü 443, Bespr 536, Ü 539, Ka 874, Ka 880
 Chief cell adenoma O 472
 Chlamydia infection Ka 971
 Chlorid O 661
 Chloride Ü 199
 Chloroquine resistance O 277
 Chlorpromazine Pharma 624
 Cholecystectomy O 496
 Cholelithiasis O 496
 Cholesterinkonzentration O 85, O 86
 Cholesterol O 65, O 269, O 454, O 664, O 1183
 Cholesterol education program O 454
 Cholesterol ester hydrolase O 60, O 63
 Cholesterol esterase O 60
 Cholesterol levels O 455
 Cholesterol stones O 496
 Cholesterol-esterase-dependent oral test O 60
 Cholestyramine O 816
 Choline Kon 1091
 Cholinerge Rezeptoren Ka 99
 Cholinesterase inhibitors Ka 615
 Cholinesterase-inhibitor poisoning Ka 615
 Choriongonadotropin Ka 244
 Chromaffine Zellen Ka 99
 Chromogranin A Ka 244
 Chromophobe cell carcinoma Kon 1102
 Chromosome 6 Ü 1157
 Chronic alcoholism Ka 187
 Chronic fatigue syndrome Ü 789
 Chronic hemodialysis O 38, O 65
 Chronic hypertension O 559
 Chronic inflammatory diseases Ü 56
 Chronic liver disease O 175, O 180
 Chronic lymphocytic leukemia Ka 95
 Chronic mononucleosis Ü 789
 Chronic obstructive lung disease O 857
 Chronic renal failure O 65, O 183, O 405, O 692
 Chylomicrons O 67
 Ciclosporin, hepatic metabolism EK 872
 Ciclosporin-Propafenone interaction EK 872
 Cimetidin Ü 354
 Cimetidine Pharma 624
 Circadian rhythm of blood pressure Kon 1119
 Circadian rhythm of cortisol levels O 1217
 Circulating immune complexes Ü 299
 Circulatory system O 1168
 Cirrhosis O 959, Ka 1032
 Cirrhotic ascites O 545
 Cisapride O 602
 Class-I antiarrhythmic drugs O 1178
 Clusters of Differentiation Bespr 217
 CMV Ka 237
 CNS EK 136, EK 142
 Coagulation Ka 281
 Coagulation disorder O 1185
 Coagulation factor IX Ka 281
 Colipase O 60, O 63
 Collagen O 460
 Collecting duct Ü 199
 Colloid osmotic pressure O 559
 Colon carcinoma O 83
 Colonic polyps O 83
 Colony stimulating factors Kon 1138
 Color blood flow imaging Bespr 536
 2-color flow cytometry O 408
 Colorectal carcinomas Ü 443
 Coloscopy O 83
 Coma Ka 615, O 1037
 Common bile duct calculi O 496
 Complement O 1066
 Complement factor 3 Ka 1198
 Complement factor 4 Ka 1198
 Complement regulation Ü 247
 Complementary desoxyribonucleic acid O 914
 Computed tomography Ka 328, Ka 485
 Computer assisted diagnosis Ü 466
 Computer reasoning O 466
 Computer tomography Ka 191
 Computertomographie Bespr 435, Ka 1192
 Computertomographie des Abdomens Bespr 773
 Congenital adrenal hyperplasia Ka 328
 Congenital heart disease O 1174
 Congophilic deposits O 1174
 Conjunctivities Ka 881
 Contraception, barrier O 1205
 Contractile reserve of the failing myocardium Ü 887
 Coombs' test O 1050
 Coombs-positive warm-type autoimmune hemolytic anemia
 Ka 94
 Coombs-Test Ü 250
 Cooperative behavior O 397
 Copper O 507
 Corneal graft rejection O 869
 Corneal transplantation O 869
 Coronary angioplasty EK 294, O 823
 Coronary artery disease EK 294, O 594, O 774, O 801
 Coronary bypass surgery O 774
 Coronary heart disease O 41, O 664, O 1059
 Coronary risk factors O 594
 Coronary stenoses O 594
 Coronary vascular disease O 68
 Cortical infarction O 1174
 Corticosteroid treatment Ka 1027
 Corticosterone Ka 981
 Corticotropin releasing hormone O 608
 Corticotropin-Releasing Hormon Ka 927
 Cortisol O 951, Ka 981
 Cortisol levels O 1217
 Cortisoldefizit Ka 330
 Cortisoltagesprofil Ka 328
 Cortison Ka 1190
 Cortisol response O 608
 Cox proportional hazards regression model O 869
 Cox regression O 397
 Coxsackie-B virus Ü 789
 Coxsackievirus B3 O 914
 Cramps/paraesthesias O 1185
 Crash fractures of vertebrae Ü 359
 C-reactive protein Ka 976, EK 1083
 Creatinine O 65, O 503
 Creatinine clearance O 256, O 750
 Creatinine kinase O 65
 Cremophore O 173
 Crohn's disease O 685
 Cross resistance Ü 443
 Cryopallidotomy Ü 939
 Cryothalamotomy Ü 939

- Cs-A-Serumspiegel Ka 1191, Ka 1193
 CSF-1 Kon 1138
¹³C-Spektroskopie Ü 200
 CT Bespr 435
 CT-scan Ka 1196
 Cuprophane O 901
 Cushing's syndrome O 608, Ka 981
 Cyclic adenosine monophosphate O 678
 Cyclic GMP O 213, O 709
 Cyclic guanosine monophosphate O 476
 Cyclisches Adenosin-3'5'-monophosphat Ü 887
 Cycloheximide Ü 443
 Cyclophosphamid Ka 1077
 Cyclophosphamide Ü 539, Ka 976
 Cyclosporin O 869
 Cyclosporin A O 166, Ka 1193
 Cyclosporin A-Therapie O 835
 Cyclosporin nephrotoxicity O 869
 Cyclosporin-A Ka 1190
 Cyclosporin-A-Reduktion Ka 1189
 Cyclosporine A O 408, Ka 1189
 Cyclosporin-Therapie Ka 1192
 Cyproteronazetat Ü 347, O 597
 Cyproterone acetate O 597
 Cystic neoplasm Ka 780
 Cytapheresis O 18
 Cytarabine Ü 542
 Cytochrome P-450 EK 872
 Cytokines Ü 1, Ü 7, Ü 8, Bespr 536, Ü 841, Bespr 1065, EK 1083, Kon 1138
 -, recombinant human Ü 8
 Cytology in Transplantation Bespr 430
 Cytomegalovirus Ka 237, O 906, O 1003, O 1050
 Cytomegalovirus infection diagnosis O 1003
 Cytomegalovirus-specific recombinant polypeptide O 1003
 Cytoplasmic pH Kon 1087
 Cytosin-Arabinosid Ka 333
 Cytoskeleton O 685
 Cytosolic calcium O 718
 Cytostatic drug O 24
 Cytostatic drugs Ü 8
 Cytostatic treatment O 406
 Cytotoxic cells Ü 1, Ü 7
 Cytotoxic effect of drugs Ü 443
 Cytotoxic T lymphocytes Ü 1, Ü 3
 Cytotoxic tumor infiltrating lymphocytes Ü 3
 Cytotrophoblast cells of placenta Ü 53
 C1q O 1066
 C1q-binding capacity Ka 1198
 C1q-binding immune complexes O 864
 C1q-Solid-Phase-Bindingassay O 1066

 Dacarbazine Ü 539
 Darmpolypen O 83
 Debrisoquine O 269
 Decay accelerating factor Ü 247
 Decision analysis Ed 297
 Decrease of arterial pO₂ O 806
 Decreased ability to concentrate O 947
 Deep vein thrombosis O 1020
 -, fibrinmonomer test O 1020
 Deep venous thrombosis O 1208
 Degenerative und regenerative Vorgänge an peripheren Nerven EK 146
 Dehydroepiandrosteron-Sulfat Ka 329
 Delayed gastric emptying O 961
 Demyelination Ka 191

 Denervation supersensitivity O 1171
 Dental surgery, bacteremia O 924
 Depression O 942
 Depressivität O 969
 Dermatological diseases O 1183
 Desoxyribonucleic acid Ü 1157
 Deutsche Gesellschaft für Innere Medizin, 96. Tagung Suppl XIX
 Dexamethason O 597
 Dexamethasone Ü 542, O 597
 Dexamethasone suppression test O 608
 Diabetes insipidus Kon 1091
 Diabetes mellitus O 26, O 77, Bespr 102, Ka 187, Ü 199, O 591, O 923, Ü 985, Kon 1091
 -, IGF-Spiegel Ü 996
 -, vascular complications Bespr 537
 Diabetes mellitus type I O 951
 Diabetesbehandlung Ü 306
 Diabetic autonomic neuropathy O 1168, O 1171
 Diabetic foot O 588
 Diabetic microangiopathy O 207
 Diabetic neuropathy O 26
 Diabetics O 26, EK 49, O 588, O 1168, O 1171
 Diabetologic knowledge O 77
 Diagnosis of opportunistic pulmonary infections O 372
 Diagnostik, medizinische Ed 297
 -, medizinisch-klinische Bespr 453
 Diagnostik und Therapie, Obsolete Suppl XIX
 Dialysepatienten Kon 1150
 Dialysis Ka 324, Kon 1150
 Dialysis treatment O 38, O 40
 Diameters O 170
 Diarrhea Ka 50, Ka 525
 Diarrhoe O 89
 Diastolic blood pressure O 709
 Diätetik Bespr 525
 Diätik Bespr 392
 Diazepam Pharma 624
 Diclofenac EK 107, EK 116, EK 121
 Dietary fat Suppl XX
 Dietary salt restriction O 664
 Differential diagnosis, multiple endocrine neoplasia syndromes O 669
 Differentialdiagnose Bespr 296
 Differentialdiagnostik bei hyperthyreoter Stoffwechsellage Pharma 635
 Digital subtraction angiography O 830
 Digitalis antibody Fab-fragment therapy Ka 324
 Digitalis antibody fragments Ka 324
 Digitoxin poisoning Ka 324
 Digoxin Pharma 624
 1,4-dihydropyridine O 797
 Dihydrotachysterol O 681
 1,25-Dihydroxyvitamin D O 421
 Dilated cardiomyopathy O 914
 Diltiazem O 797
 Direct antiglobulin test O 1050
 Direct DNA sequencing O 857
 Disgerminomas O 16
 Disopyramid O 1180
 Disopyramide Pharma 624, O 1178
 Dispnea O 1185
 Disseminated carcinoma Ka 874
 Disseminated intravascular coagulation O 1020
 Disseminated lupus erythematosus Ka 976
 Dissolution of CyA O 173
 Diuresis Kon 1150

- Diuretic treatment O 178
 Diuretic-induced lipid disturbances O 664
 Diuretics O 664
 DNA-Virusinfektionen Ka 1189
 Dopamine agonists Ka 384
 Dopamine antagonists Ü 937, Ü 938
 Dopamine receptor Ü 1157
 Dopamine-depleting drugs Ü 938
 Dopergin Ka 384
 Doppler echocardiography O 263
 Doppler flow measurements Ka 1196
 Doppler flow studies Ka 1197
 Doppler sonography O 588
 Doppler ultrasound Ka 1195, O 1208
 Double slit technique O 166
 DPI 206-106 Ü 887
 Drinking behaviour, abnormal Kon 1127
 Drug abuse in prison O 418
 Drug addicts O 507
 Drug clearance Pharma 624
 Drug therapy in the elderly Pharma 623
 Drugs excreted by renal mechanisms Pharma 624
 Duodenal mucosa Ka 50
 Duodenal ulcer O 1059
 Duplex scan Ka 1197
 Duplexsonography O 830
 Durchfälle, chronische O 681
 Durstregulation Kon 1127
 Dysaesthesia of the skull Ka 1195
 Dysgerminomas O 12
 Dystonia Ü 935
 Dystonia musculorum deformans Ü 935
- E** 605-forte Ka 97
 Eagle effect Ka 429
 Early immediate genes Ü 54
 ECG Ü 744
 Echocardiography O 264
 Echokardiographie O 256
 Eco R I EK 1084
 EEG EK 136
 Effector cells Ü 5
 Ehrlich ascites tumor Ü 443
 Eisensubstitution Ü 250
 Eiweiß in Nahrung und Ernährung Bespr 190
 Eiweißausscheidung O 256
 Eiweißstoffwechsel O 518, O 521
 Eiweißsynthese O 521
 EKG Ü 745
 Elastase O 901
 Elastase inhibition capacity O 1054
 Elastase- α 1-proteinase inhibitor complex O 1054
 Electrolyte O 74
 Electrolyte excretion O 655
 Electrolyte intake O 655
 Electron probe X-ray microanalysis Ü 199
 Elektrolytausscheidung O 655
 Elektrolyttransportsysteme in papillären Sammelrohrzellen Ü 201
 ELISA Ü 301, O 461, O 685, O 865, O 896, O 907, EK 1082
 Embolic infarction of cardiac origin O 1174, O 1175, O 1176
 Embolic infarctions O 1173
 Embolism O 1173
 Embolization Ka 1197
 Embolizing deep venous thrombosis O 1208
 Embryogenesis Ü 53
 Emphysem Suppl XIX
- Encephalitis O 921
 Encephalopathy, progressive subcortical vascular O 1173
 Endemic goiter O 503
 Endocarditis, infective O 921
 Endocrine symptoms O 669
 Endocrine systems Ü 699
 Endocrine treatment Ü 347
 Endogene Natriuretische Faktoren Kon 1112
 Endometriosis EK 537
 Endorganschädigungen, hypertoniebedingte O 256
 Endothelial cell-receptor mechanisms O 173
 Endothelial cells Ü 53
 Endothelin O 774
 Endothelin receptors O 758
¹²⁵I-endothelin-1 binding sites O 758
 Endotoxin Ka 979
 Endstage renal disease O 65, O 718, O 901, Kon 1127
 End-stage renal failure O 38, O 41, O 709, O 774
 Endurance-training Ü 1157
 Energiebilanz O 380
 Enhancement of nerve regeneration EK 146
 Enolase Ka 244
 Enterochromaffine Zellen Ka 244
 Enteroviruses Ü 789, O 914
 Entscheidungstheorie Ed 297
 Enzyme deficiencies in steroidogenesis O 597
 Enzyme deficient patients EK 1084
 Eosinophilia Ka 50, Ka 739
 Eosinophilia-myalgia syndrome O 735
 Eosinophilie-Myalgie-Syndrom Ka 739
 Epidemiology of hypertension O 655
 Epidermal growth factor Ü 985, Ü 986, Ü 1157
 Epinephrine Ka 96
 4-Epirubicin Ka 1077
 Epithelial cell polarity Kon 1087
 Epitheloid angiosarcoma Ka 388
 Epitheloid-cell granuloma Ka 342
 Epo, recombinant human-like O 405
 -, replacement O 407
 Epo levels O 407
 Epstein-Barr virus Ü 789, O 906
 Epstein-Barr-Virus-Infektionen Ka 1189
 Erblindung, einseitige Ka 332
 Ergometer O 476
 Ergot alkaloids Ü 1163
 Erkrankungen, behandlungsbedürftige Dunkelziffer Suppl XIX
 Ernährungslehre Bespr 525
 Erosive duodenitis O 1059
 Erosive gastritis O 1059
 Erregerdiagnostik bei Pneumonien O 372
 Erythema migrans Ka 431
 Erythrocytapheresis O 18, O 19, O 20
 Erythrocyte agglutination test according to Largo O 1020
 Erythrocyte aggregation O 559
 Erythrocyte antibody O 1050
 Erythrocyte aspartate O 184
 Erythrocyte aspartate aminotransferase O 183
 Erythrocyte deformability O 559
 Erythrocyte preparation O 184
 Erythrocyte velocity O 173
 Erythrocytes O 23, O 559
 Erythrocytic hypoplasia O 403
 Erythropoetin Bespr 289
 Erythropoiesis O 403
 -, scheme of the regulation O 406
 Erythropoietin O 403

- Erythrozytensubstitution Ka 333
 Erythrozytenzerfall Ü 248
 Esophageal dysfunction O 602
 Esophageal hypermotility Ka 187
 Esophageal motility O 602
 Esophageal sphincter, lower O 602
 Esophageal strictures Ka 187
 Esophago-gastro-duodenoscopy O 1059
 Esophagus Ka 187
 -, deep mucous glands Ka 187
 Essential adrenal tumors O 320
 Essential hypertension O 71, O 75, O 256, O 269, O 476
 Essentielle Hypertonie O 476
 Estracyt Ü 347
 Estradurin Ü 347
 Estramustinphosphat Ü 349
 Estrogen Ü 1157
 Estrogen bone effects Ü 359
 Estrogens Ü 1160
 Ethanol/tween O 173
 Ethylparathion Ka 617
 Etoposide Ü 539, Ü 542
 Euthyroid metabolic state O 557
 Euthyroidism O 942, O 1037
 Evaluierung diagnostischer Maßnahmen Ed 297
 Evoked nociceptive activity EK 129
 Exercise O 476, O 823
 Exocrine pancreatic output O 60
 Exotoxin A Ka 525
 Experimental pharmacology Bespr 182
 Extracellular proteins 55
 Extrusion of chemotherapeutic agents, carrier-mediated Ü 443
- Factor VIII** O 1186
Factor VIII: C inhibitors Ka 1071
Familial dysbetalipoproteinemia O 65
Farlutal Ü 347
Fasciitis Ka 335
Fast protein liquid chromatography O 1013
Fasziitis, granulomatöse Ka 340
Fat-soluble drugs Pharma 624
Fc receptors Ü 301, Kon 1138
Feedback Regulation, IGF Wachstumshormon Ü 992
Female-to-male transmission of HIV O 1205
Femoral vein Ka 619
Fenthion Ka 616
Fernvisus Ka 333
Ferritin O 33
Fettzellen, IGF-Wirkung Ü 991
Fetus Ü 1159
Fever Ka 525
Fever/urticaria O 1185
Fibrillation, nonvalvular atrial O 1173
Fibrin O 518
Fibrin monomer O 1020
Fibrinogen O 559, O 1186
Fibrinolyse O 1214
Fibroblasts Ü 53, O 814
Fibronectin O 559
Fibrosis, secondary interstitial O 166
Fieber O 89
Flecainid O 1178
Flow cytometry O 393, O 408
Flow volume measurement O 263
Fluorescein dilaurate O 60
Fluorescence microscopy Ü 443
Fluoreszierende Indikatoren Ü 200
- Flutamid** Ü 347
Foam cells O 68
Fosfestrol Ü 349
Fourier transform Ü 744
Fractional sodium excretion O 545
Fragmin® EK 294
Framingham Study O 583
6 French Endosonographiekatheter O 570
French venous sheath catheter Ka 620
Fugrel Ü 347
Fungi O 512
Furosemide O 545, O 869
Fused giant cells Kon 1087
- Gallbladder lithiasis** O 496
Gallstone analysis O 497
Gallstone structure O 496
Gammaglobulin synthesis Ka 95
Gammopathy Ka 95
Gangrene O 207
Gastric acid O 961
Gastric antacids O 692
Gastric carcinoma O 1059
Gastric motility O 959
Gastric ulcer O 41, O 1059
Gastritis EK 488
-, atrophic Pharma 624
Gastroesophageal reflux Ka 187
Gastrointestinal bleeding Ka 290
Gastrointestinal complications in cardiac surgery O 1059
Gastrointestinal side effects of Azathioprine Ka 50
Gastrointestinal tract Ü 702
Gastrointestinale Endoskopie Bespr 926
Gaucher's disease Ka 94
GBM-fragments Kon 1145
Gemfibrozil absorption O 692
Gemfibrozil elimination O 692
Generalized cytotoxicity Ka 237
Generalized likelihood ratio technique O 43
Genes Ü 985
Genesis of ulcer O 1059
Genetische Beratung Bespr 1182
Geriatric clinical pharmacology Pharma 623
Geriatric hospital O 1175
Geriatric patients O 421
Gerinnungsaktivierung Ka 281
Gerinnungssystem O 521
Gerontology Bespr 1194
Gerontopsychiatrie Pharma 1085
Geschlechtsverkehr Pharma 582
Gestational hypertension O 559
Gewebeproliferationen Ka 1189
Gewichtsreduktion O 661
Gewichtsverlust O 89
Gewichtszunahme O 661
Giant cell myocarditis Ka 880
Glial cells Ü 53
Glioblastoma O 12, O 16
Glococerebrosidase Ka 95
Glomerular diseases Kon 1145
Glomerular filtration Ka 878
Glomerular filtration rate O 166, O 172, O 223, O 835
Glomerular immune functions Kon 1138
Glomerular injury Kon 1146
Glomerular mesangial cells Kon 1134
glomeruläre Filtrationsrate O 256, O 750
Glomeruli O 758

- Glomerulonephritis Ka 1190, Ka 1198, Ka 1199
 –, poststreptococcal Ka 1200, Ka 1201
 Glomerulus Kon 1138, Kon 1145
 Glucagon O 750
 Glucagon receptors Ü 444, Ü 887
 Glucocerebroside Ka 95
 Glucocorticoid therapy O 1221
 Glucocorticoids O 1217
 Glucose O 228, Kon 1091
 Glucose contraregulating hormones O 951
 Glucose reabsorption O 233
 Glucose sensor Ü 306
 Glucose-controlled insulin infusion O 951
 Glukoseoxidation O 380
 Glukoseutilisation O 380
 Glutamine Kon 1096
 τ -Glutamyl-Transpeptidase O 1009
 Glutathione Ü 443, O 1008
 Glutathione release into plasma O 1011
 Glutathione-S-transferase Ü 443
 Glycerolipids Ü 54
 Glycerophosphorylcholine Ü 199, Kon 1091
 Glycogen synthase Ü 54
 Glycoprotein P170 Ü 443
 Glycoproteins Ü 53, Preis-Vorlsg. 149
 Glycosphingolipids Preis-Vorlsg. 149
 Glykogen O 1179
 Glykoproteine Ü 199
 Gonadotropin-releasing hormon analogues EK 537
 Gout Ka 874
 G-protein Ü 887
 Graft acceptance O 869
 Graft loss O 869
 Graft rejection Ü 56
 Graftversus-host disease Ü 841
 Granularität Kon 1106
 α -granule proteins O 847
 Granulocytopenia Ü 247
 Granulomatous giant cell myocarditis Ka 880
 Granulomatous myositis Ka 335
 Graves' disease O 942, O 1037
 –, psychological disturbances O 942
 Gross hemolysis O 1187
 Group A beta-hemolytic streptococci Ka 427
 Group A streptococci Ka 1199
 –, sexual transmission Ka 524
 Group education O 77
 Growth Ü 985
 Growth disorder Ü 985
 Growth Factor Bespr 1065
 Growth hormone O 583, O 951, Ü 985
 Growth regulation Ü 53
 Gruppenschulung O 77
 Guanin-Nukleotid-bindende Proteine Ü 889
 Guanosine 3':5'-cyclic monophosphate O 213, O 709
 Guanosintriphosphat Ka 927
 Guanylate cyclase O 213
 Guillain-Barré syndrome O 1183, O 1185
 Gut Ü 489, Ü 699
 Gynäkomastie Pharma 581
- Haemocult®-test** O 83, O 87
 Haemodialyse O 827
 Haemofiltration O 827
 Hairy-Leukoplakie O 865
 Haloperidol Ü 938
 Hämodialyse Ka 1190
- Hämodialyseverfahren, unterschiedliche O 806
 Hämodynamik Bespr 1216
 Hämoglobin Ü 248
 Hämolyse Ü 247
 –, chronische intravasale Ü 248
 hämolytische Krise Ü 251
 Hämosiderin Ü 248
 Hämosiderin-Nachweis Ü 250
 Ham-Test Ü 249
 Hancock prothesen O 263
 Harnwegsinfekte O 1046
 Haut-Faszie-Muskel-Biopsie Ka 341
 Hautfibrome O 83, O 87
 Hautkrankheiten Bespr 487
 HBV O 507
 HDL O 65
 HDL-cholesterol O 65
 Headache O 1185
 Heart Bespr 536, Ü 699
 Heart failure O 709, O 797, Ü 887, O 921
 Heart rate O 1168
 Heart rate variability O 26
 Heart transplantation O 797, O 914
 Heat stress nephropathy Ka 874
 Heavy beer drinking Ka 878
 Hemangioendothelioma Ka 388
 Hematocrit O 18, O 559
 Hematological malignancies O 372
 Hematopoietic cells Ü 53
 Hematopoietic stem cells Ü 539
 Hematuria Ka 1200
 Hemodialysis O 41, O 65, O 183, O 269, O 774, O 806, O 901,
 Kon 1127
 Hemodynamics O 559
 Hemoglobin O 18, O 403
 Hemoglobinuria, paroxysmal nocturnal Ü 247
 Hemolysis, chronic intravascular Ü 247
 Hemolytic anemia Ka 95
 Hemolytic group A Ka 523
 Hemophilia O 1203
 Hemorrhage, intracranial O 1173
 Hemorrhology O 559
 Henle'sche Schleife Kon 1110
 Heparin O 1184
 Hepatic damage O 1040
 Hepatic failure Ka 525, Ü 841
 Hepatic nitrogen metabolism Kon 1096
 Hepatic triglyceride lipase Ka 526
 Hepatic ureogenesis Kon 1096
 Hepatitis Ka 237
 Hepatitis A O 415
 Hepatitis A virus O 906
 Hepatitis B O 415, EK 1082
 Hepatitis B virus O 906
 Hepatitis C Ka 1032, EK 1082
 Hepatoblastom Ü 988
 Hepatocellular carcinomas Ü 443
 Hepatocyte heterogeneity Kon 1096
 Hepatoma Ü 443
 Hepatopathie Ka 1189
 Heroin abusers O 507
 Herpes esophagitis Ka 187
 Herpes genitalis O 865
 Herpes simplex virus O 906, O 1003
 Herpes-simplex encephalitis Ka 286
 Herpes-simplex-Virus Ka 1189, Ka 1190
 Herzfrequenz O 825

- Herzglykose Ü 893
 Herzinsuffizienz Ü 893
 Herzoperationen, Veränderungen des oberen Gastrointestinaltraktes O 1059
 Herzrhythmusstörungen Ü 744
 Herztod, plötzlicher Ü 744
 Herzzeitvolumen O 1179, O 1180
 Herzzeitvolumenindex O 1179
 Heterogeneity O 223
 Heterosexual transmission of HIV O 1203
 Hiatal hernias Ka 187
 High erythrocyte sedimentation rate Ka 881
 High-density lipoproteins O 65
 High-risk keratoplasty O 869
 Hind III EK 1084
 Hirnerkrankung, vaskuläre Bespr 453
 Hirnmetastasenoperation O 576
 –, Kontraindikationen O 579
 Hirsutism O 597
 Hirsutismus O 597
 Histamine Ü 887
 Histamine receptors Ü 887
 Histidine-tryptophan-ketoglutarate solution O 223
 HIV Ü 299, O 393, O 507, O 853, Ka 1032, O 1050, EK 1082, O 1203, EK 1229
 –, Africa O 1206
 –, risk factors O 415
 –, seroepidemiological features O 415
 –, virus isolations O 1204
 HIV antibodies Ka 237, O 906
 HIV antibody testing O 419
 HIV infection O 43, O 397, O 415, O 906
 HIV positive patients O 14
 HIV transmission O 418
 HIV-antigen Ka 237, O 864
 HIV-encephalitis O 12
 HIV-infection O 89
 HIV-Infektion, Stadieneinteilungen Ka 92
 HIV-positive partners O 1204
 HIV-1 infection, early stages O 393
 HIV-1 virus O 43
 HIV-1-Antigenämie O 864
 HIV-1-Antigenemia O 864
 HLP O 65
 Hodenkarzinom O 865
 Hodgkin's disease Ü 539, O 847, Bespr 905
 –, bone marrow transplantation Ü 539
 –, chemotherapy Ü 539
 Homogeneous cell populations from the kidney Ü 199
 Homosexual men O 43, EK 1082
 Homosexuals O 419, O 906
 Honvan Ü 347
 Hormone measurement O 405
 Hormone resistant tumor Ü 347
 Hormone treatment Kon 1091
 Hormone-related malignant tumors Bespr 1194
 Hormones O 814
 Hormontherapie Ü 347
 –, adjuvante primäre Ü 348
 –, palliative primäre Ü 348
 –, sekundäre Ü 349
 –, sofortige oder verzögerte Ü 349
 Hot and dry climate Ka 879
 24-hour blood pressure measurements O 768
 Human fetal and adult kidney O 758
 Human heart O 797
 Human immunodeficiency virus O 89, Ka 237, O 864
 –, heterosexual transmission O 1203
 Human insulin O 447
 Human mononuclear leukocytes O 71, O 74
 Human myocardium Ü 887
 Human-herpesvirus 6 Ü 789
 Humidifier Lung O 512
 Hybridization techniques O 1003
 Hydrocortison Ka 928, Ka 929
 Hydronephrotic kidney O 166
 18-hydroxycorticosterone Ka 981
 Hydroxyethylstarch O 559
 21-Hydroxylase-Defekt Ka 330
 21-Hydroxylase-deficiency O 597
 3-hydroxy-methylglutaryl coenzyme A reductase O 814
 17-Hydroxyprogesteron Ka 329
 3 β -Hydroxysteroiddehydrogenase deficiency O 597
 25-hydroxyvitamin D O 421
 3-hydroxy-3-methyl glutaryl coA reductase mRNA Ü 54
 Hypalbuminämie Ka 1034
 Hyperaldosteronism O 180, Ka 981
 Hyperbicarbonatemia O 175, O 178
 Hypercholesterolemia O 814
 Hypercortisolism Ka 981
 Hyperdynamic reactions O 1171
 Hypergammaglobulinämie Ka 1034
 Hypergammaglobulinemia O 1050
 Hyperimmunoglobulinemia O 906
 Hyperinsulinämie, IGF-Spiegel Ü 996
 Hyperkalemia O 38
 Hyperlipidemia O 454
 –, therapy-refractory Ka 526
 Hyperlipoproteinemia O 41, O 65
 Hyperparathyroidism O 38, Ü 359, O 669
 Hyperphosphatemia Ka 927
 Hyperpigmentierung der Haut Ka 1076
 Hyperprolactinemia Ka 384, Ü 1157, Ü 1161
 Hyperprolaktinämie Ka 384, Bespr 1049
 –, IGF-Spiegel Ü 997
 Hypersplenism Ka 95
 Hypertension Suppl XX, O 320, O 655, O 723, O 768, O 774, O 801, O 830, Kon 1119, O 1171
 –, arterial O 38
 –, Epidemiology O 583
 –, non-pharmacological therapy O 664
 –, pulmonale O 1210
 –, pulmonary O 38
 Hypertensive acromegalics, female O 583
 Hypertensive hemodialysis patients O 718
 hypertensive Nephropathie O 256
 Hyperthyreose, oligosymptomatische Formen Pharma 647
 –, schwere Verlaufsformen Pharma 650
 Hyperthyreoseformen, Pathophysiologie Pharma 631
 Hyperthyreosen Pharma 627
 Hyperthyroidism EK 441, O 552, O 964, O 1013, O 1037
 Hypertonia Ü 935
 Hypertonie Bespr 48, Bespr 511, O 661
 –, arterielle Kon 1119
 –, chronische O 559
 Hypertriglyceridemia O 38
 Hypertrophie, myokardiale O 256
 Hypertrophy, left ventricular O 256
 Hyperuricemia O 1222
 Hyperuricemia and gout Ka 874
 Hyperuricosuria Ka 874
 Hyperventilation O 806
 Hyperviscosity syndromes O 1183
 Hypocalcemia Ka 525, O 678, Ka 927

- Hypocomplementemia Ka 1200
 Hypocortisolism Ka 927
 Hypoglycemia O 447, O 957
 Hypoglycemia unawareness O 447
 Hypokalemia Ka 981
 Hypomagnesemia O 678
 Hypomagnesiämie O 835
 Hyponatremia Ka 191
 Hyponatriämie Ka 191
 -, Notfall-Therapie Ka 195
 Hypoparathyroidism O 678
 Hypophosphatemia O 678
 Hypophysärer Minderwuchs, IGF-Spiegel Ü 994
 Hypophysenadenome Ka 384
 Hypopituitarismus Ü 987
 Hypoproteinemia O 1187
 Hypotension O 313, O 1168, O 1184, O 1185, O 1186
 Hypotension with bradycardia syndrome O 313
 Hypotensive reactions O 1168
 Hypothalamic control Ü 1159
 Hypothalamic pituitary dysfunction O 964
 Hypothalamus Ü 1157
 Hypothalamus-Hypophysen-Achse O 968
 Hypothyroidism O 964, O 1013
 Hypothyroidismus, IGF-I Werte Ü 996
 Hypotonia Ü 935
 Hypouricemia O 1222
 Hypovolaemia, postdialytic Kon 1127
 Hypovolemia O 24
 Hypovolemic shock O 313
 Hypoxanthine Ü 444
 Hypoxia O 806, O 1187
 H₂-receptor antagonists O 959
- ICI 176334 Ü 347
 Ig A myelomatosis Ka 526
 IgA-positive cells O 12, O 14, O 16
 IGF Wirkung im ZNS Ü 993
 IGF-binding proteins Ü 985
 IGF-Bindungsprotein Ü 989
 IGF-I Ü 986
 IGF-I Konzentration im Serum während der Pubertät Ü 987
 IGF-I RIA Ü 987
 IGF-II Ü 986
 IGF-Insulin Interaktion Ü 993
 IGF-Rezeptoren Ü 990
 IgG Ka 237
 IgG antibody titers against B.b. in serum Ka 431
 IgG Levels O 686
 IgG plasmacytoma O 16
 IgG uptake Kon 1138
 IgG-anticardiolipin antibodies O 594
 IgG-positive cells O 14, O 16
 IgM Ka 237
 IgM antibodies Ka 431
 IgM paraproteinemia Ka 1027
 IgM-anticardiolipin antibodies O 594
 IgM-positive cells O 12, O 16
 125-I-labeled fibrinogen test O 1020
 Iliac arteries O 570
 Iliac vein Ka 619
 Illness behaviour O 77
 IL-6 O 685
 Immune complexes Ü 299, O 1066
 Immune defense mechanisms Ü 299
 Immune system Ü 489, Ü 704
 Immune thrombocytopenia Ka 95
- Immunglobuline, thrombozyten-assoziierte O 460, O 463
 Immunhämatologie Bespr 1156
 Immunkomplexe, zirkulierende O 89
 Immunoassays O 33, Ka 324
 Immunoblotting Kon 1138
 Immunocompromised patients O 372
 Immunocytochemistry O 12
 Immunocytoma Ka 1027
 Immunofluorescence O 1003
 Immunglobulin 688
 Immunglobulin A Ka 526
 Immunglobulin-containing cells O 12
 Immunohistochemistry O 1003
 Immunologic monitoring O 408
 Immunologic responses against tumor Ü 8
 Immunomodulation Ü 2
 Immunomodulatory mediators Ü 8
 Immunoperoxidase technique O 728
 Immunopharmacology Bespr 1207
 Immunoreactive trypsin O 565
 Immunoregulatory T-cell dysfunction Ka 978
 Immunosuppression Ü 306, O 408
 Immunosuppressive cytostatic therapy Ka 1189
 Immunosuppressive pharmacotherapy Ka 976
 Immunosuppressive therapy Ka 1071
 Immunotherapy Ü 1
 -, adoptive vs nonadoptive Ü 7
 Immunsuppressionstherapie Ka 1189
 Immunsuppressiva, Reduktion Ka 1193
 Immunsuppressive Therapie O 408, Ka 1190
 Immunsystem O 521
 Immuntoleranz Bespr 773
 Impairment of memory Ka 1195
 Increased urine acidity Ka 878
 Indometacin O 383
 INF α EK 1229
 Infarction O 594
 Infection with HIV and CMV Ka 237
 Infectious Mononucleosis Bespr 886
 Infective endocarditis O 921
 Infektionserreger des Menschen Bespr 240
 Infertility Ü 1157
 Inflammation Ü 53
 Inflammations, chronic O 14
 Inflammatory diseases O 12
 Inflammatory joint disease O 685
 Infusionstest nach Ellsworth and Howard Ka 930
 Inhibitory guanine nucleotide-binding proteins Ü 887
 Innere Medizin Bespr 296, Bespr 580, Bespr 1182
 Inositol Kon 1091
 Inotropic stimulation Bespr 345
 Insecticide Ka 616
 Inseltransplantation Ü 307
 Insulin O 447, O 951
 Insulin like growth factor-Bindungsprotein Ü 985
 Insulin pump treatment Ü 306
 Insulin treatment Ü 306, Kon 1091
 Insulin-dependent diabetic patients O 26
 Insulin-like growth factors (IGFs) Ü 985
 Insulinpumpen Ü 308
 Insulin-resistenter Diabetes mellitus Ü 998
 Intensivmedizin Bespr 1182
 Intensivpatienten, pulmonale Probleme Bespr 788
 Interdigitated bilayer systems Preis-Vorlsg. 149, Preis-Vorlsg. 150
 β -Interferon Ü 1, Ü 3, Ka 286
 interferon alpha Ü 1

- Interferon beta EK 1229
 Interferon gamma EK 1083, EK 1229
 Interferon therapy Ka 241
 Interferons Ü 1
 Interferon-Therapie Ka 241
 Interleukine Ü 985
 Interleukin-1 EK 1083, O 1217
 Interleukin-1 α Ü 300
 Interleukin-1 production, circadian rhythm O 1217
 Interleukin-2 Ü 1, Ü 2, Ü 3, O 728
 Interleukin-2 receptor Ü 2
 Interleukin-6 O 685, EK 1083
 Internal carotid artery Ka 1195
 Intersalt-Studie O 655
 Interstitial osmolality Kon 1091
 Intestinal complaints O 83
 Intoxikation Bespr 1182
 Intraarterial digital subtraction angiography Ka 1197
 Intracellular calcium Kon 1112
 Intracellular electrolytes O 71
 Intracellular pH Kon 1088
 Intracranial hemorrhage O 1174
 Intracranial pressure monitoring Ka 286
 Intra gastric pH O 959
 Intraocular B-cell lymphoma Ka 1027
 Intraoperative endoscopic diaphany Ka 290
 Intrasellar tumor Ka 342
 Intratubular obstruction Ka 874
 Intravascular coagulation syndrome O 1174
 Intravascular sclerosing bronchioloalveolar tumor Ka 388
 Intravascular ultrasound O 570
 Intravenöser Drogenabusus Ka 1034
 Intravenous drug abusers O 415
 Inulin O 750
 Iodine O 1039
 Iodine deficiency O 503
 Iodine prophylaxis O 503
 Ion transporters Kon 1087
 Iron O 41, O 507
 Iron deficiency O 23
 Iron therapy O 23
 Ischämie O 383
 Ischämische Schädigung O 1179
 Ischemia O 223, O 225
 Ischemic heart disease O 518
 Ischemic lesions O 1173
 Isoamylase O 565
 Isotope, stabile O 521
 Isovolumetrische Messungen O 1178
 Isozymes Kon 1134
 Isradipine O 797
 Ivermectin Bespr 926
 Ixodes ricinus ticks Ka 431
- Joint pain** O 466
- K⁺ channels** Kon 1087
 Kalium O 678
 Kallikrein-Kinin-System O 380
 Kalzitonin Ka 244
 Kalzium Ka 929
 Kammerflimmern Ü 744
 Kammertachykardien Ü 744
 Kaposi's sarcoma Ü 301, O 1050, EK 1229
 Kaposisarkom O 865
 Kardiodepressive Nebenwirkungen O 1178
 Kardiodepressive Wirkung O 1178
- Kariovaskuläre Erkrankungen O 662
 Katecholamine Ü 893
 Kernresonanzspektroskopie Ü 200
 Ketoconazole Ü 354, O 869
 Ketosteroide im 24 h-Urin Ka 328
 Kidney O 223, Ka 1032, O 1042, Kon 1087, Kon 1091, Kon 1138
 Kidney development O 758
 Kidney diseases O 41, Ü 985
 Kidney disorders O 923
 Kidney epithelial cells Ü 53
 Kidney transplantation Ü 306, O 774, Ka 1189
 Kidneys, ¹²⁵I-endothelin binding sites O 758
 -,enlarged Ka 1198
 Klasse-I Antiarrhythmika O 1178
 Klinisches Wörterbuch Bespr 190
 Klinisch-pharmakologische Datensammlung Bespr 475
 Knochendichte Ü 364
 Knochenfestigkeit Ü 364
 Knochenmark O 521
 Knochenmarksinsuffizienz Ka 333
 Knochenmarktransplantation Ü 252
 Knochenstoffwechsel Ü 362
 Knochenstruktur Ü 364
 Knorpel, IGF-Wirkung Ü 992
 Kochsalzreiche Diät O 827
 Kognitive Störungen O 969
 Kolonkarzinom Ü 988
 Kolonneoplasien O 83, O 87
 Komplement-Komponenten Ü 247
 Komplement-regulierendes Protein Ü 247
 Kompressionsbehandlung O 1213
 Kontraktionskraft des Herzens, Regulation Ü 888
 Koronardilatation O 823
 Körpergewicht, relatives O 655, O 661
 Kortikosteroid-Behandlung Ka 340
 Krankheitsverarbeitung O 77
 Kreatinin O 678
 Kreatininausscheidung O 661
 Kreatinin-Werte Ka 1191
 Krebs Bespr 1177
 Krebsforschung Bespr 1156
 Kreislauf, kleiner O 823
 Künstliches Pankreas Ü 308
 kutane Anergie O 89
- Lack of nocturnal blood decrease O 768
 Lactate dehydrogenase O 397
 Lactic dehydrogenase O 65
 Lactoferrin O 901, O 903
 Lake-tahoe-disease Ü 789
 Lambert-Eaton myasthenic syndrome O 1188
 Langzeit-EKG O 748
 Langzeit-Elektrokardiographie Bespr 1201
 Large infarction O 1174
 Lasronscher Zwergwuchs, IGF-I und -II Spiegel Ü 995
 Late potentials Ü 744
 LDH O 65
 LDL O 65
 LDL-cholesterol O 65, O 454, O 664
 LDL-lipoproteins O 1183
 Lebenserwartung O 662
 Leber O 521
 Leberstoffwechsel O 521
 Leberzirrhose, IGF-I Spiegel Ü 995
 Lecithin-cholesterol acyltransferase O 269
 Lectin-induced cytotoxicity O 896

- Left ventricular hypertrophy O 256
 Left ventricular outflow tract O 264
 Legionella O 372
 Leiomyom Ü 988
 Leiomyosarkom Ü 988
 Lektine Ü 199
 Lendenwirbelsäule, akute Beschwerden EK 116
 Lendenwirbelsäulensyndrome EK 107
 Leprosy Ü 493
 Leucocytosis Ka 739
 Leukapheresis techniques Ü 1
 Leukemia O 403
 Leuko-araiosis O 1176
 Leukocytes O 559, O 901
 –, polymorphonuclear Ka 1199
 Leukocytosis O 901, Ka 976
 Leukopenia O 901, O 1050
 Leukopenie O 89
 Leukotrienes O 172
 Levodopa blood levels Pharma 623
 Levodopa medication Ü 935
 LH RH analogs Ü 347
 LH-Produktion, Suppression Ü 351
 Lichtreflexionsrheographie O 1208
 Lidocaine Ka 286, O 673
 Life satisfaction O 77
 Linksventrikuläre Funktion O 1181
 Lipase O 60, O 63, O 565
 Lipid abnormalities O 65
 Lipid bilayer Preis-Vorlsg. 149
 Lipid guidelines O 454
 Lipid levels O 454
 Lipid testing O 459
 Lipid-lowering concept O 65
 Lipids O 271, O 664
 Lipidstoffwechsel O 521
 Lipopolysaccharide O 1217
 Lipoproteins O 269, O 271, O 814
 Liposarkom Ü 988
 Lisurid Ka 384
 –, Nebenwirkungen Ka 386
 Lisuride Ka 384
 Lithium O 223, O 507, O 1039
 Lithium Transport O 232
 Liver Kon 1096
 Liver cirrhosis O 175, O 180, O 545, O 692, O 709, O 774
 Liver disease O 692, Ü 985
 Liver mass, decline Pharma 623
 Lobar cerebral hemorrhage O 1174
 Locked-in-syndrome Ka 191
 Loss of vision Ka 1027
 Low density lipoprotein O 65, O 454, O 664
 Low density lipoprotein receptor mRNA Ü 54
 Low density lipoprotein-cholesterol O 814
 Low light level in vitro monitoring O 33
 Low molecular weight heparin EK 294
 Low output heart failure syndromes O 313
 Low-frequency component O 26
 L-thyroxine O 1040
 L-Tryptophan O 735
 L-tryptophane Ka 739
 Luciferin-luciferase reactions O 35
 Lues O 415
 Luftbefeuchter O 512
 Luftfilter O 516
 Lumbago EK 107, EK 116
 Luminescence immunoassays O 33, O 35
 Luminol-peroxide-4-iodophenol reaction O 33
 Luminometrie Ü 200
 Lung cancer O 728
 Lung disease O 857
 Lung function O 857
 Lung infiltration Ka 1198
 Lungenbiopsie O 372
 Lungenembolierisiko O 1213
 Lungenfunktionsprüfung O 514
 Lungs Ü 699, Ü 700
 Lupus anticoagulant O 594
 Lupus erythematodes O 774
 Lupus erythematosus Ü 300, O 460
 Luteinisierendes Hormon Ka 927
 Lyme borreliosis Ka 431
 Lyme carditis Ka 431
 Lymphadenopathie O 89, Ka 1189
 Lymphadenopathie Syndrom O 89
 Lymphadenopathy syndrome O 906
 Lymphocyte Homing Bespr 212
 Lymphocyte subpopulations O 942
 Lymphocytes O 71, Bespr 217, O 408, O 896
 –, adoptive transfer Ü 2
 Lymphocytic meningoradiculitis Bannwarth Ka 431
 Lymphoid tissue Ü 703
 Lymphokine-activated killer cells Ü 1, Ü 3
 Lymphokine-induced cellular toxicity Ü 5
 Lymphokines Ü 489
 Lymphomas O 12
 Lymphomatous leptomeningitis Ka 1076
 Lymphome, maligne Ka 1189
 –, Rückbildung Ka 1193
 –, solitäre intrazerebrale Ka 1190
 –, zerebrale Ka 1192
 Lymphopenie O 89
 Lymphoplasmocytoid lymphomas O 16
 Lymphoreticular disorders Ka 95
 Lymphozytensubpopulationen O 408, O 410, O 853
 Lyso-phosphatidylethanolamine EK 49
 Lysozym Ka 340
 Lysozyme Ka 335
 Macobacterial antigens Ü 489
 Macrophages O 218
 Macroprolactinemia Ü 1157
 Macrovascular hyperemic response of blood flow O 588
 Maculopapules Ka 1200
 Madin-Darby canine kidney cells Kon 1087
 Magnesium O 223, O 507, O 835
 Magnesium Excretion O 228
 Magnesium therapy O 678
 Magnesium Transport O 233
 Magnesiumausscheidung O 835
 Magnetic resonance Ka 1196
 Magnetic resonance imaging Bespr 396
 Makrophagen O 853
 Makroprolaktinome Ka 384
 Malaria chemoprophylaxis O 277
 Malaria tropica Ka 281
 Malignant lymphomas Ka 874, Ka 1027
 Malignant melanoma Ü 1
 Malignant non-Hodgkin-lymphoma Ka 1189
 Malignant tumors O 38
 Malnutrition Ka 191, Ü 985
 Malonyldialdehyde O 460
 Mamma-Karzinom Ü 988
 Mangelerkrankung, IGF-I Spiegel Ü 997

- Mb. Osler Ka 290
 MDCK cells Kon 1087
 Mediastinal parathyroid adenoma O 472
 Medical history taking O 466
 Medikamenteneinwirkung auf den Sexualpartner Pharma 581
 Medrogeston Ü 354
 Medroxyprogesteronazetat Ü 352
 Medtronic Hall prostheses O 263
 Medullary capillaries O 758
 Medullary thyroid carcinoma O 669
 Mefloquine O 277
 Megakaryocytes Ü 53
 Megakaryozyten O 521
 Megestat Ü 347
 Megestrolazetat Ü 352
 Melphalan Ü 542
 Membrandefekte Ü 247
 Membrane activities Preis-Vorlsg. 150
 Membrane defects O 75, Ü 247
 Membrane proteins Ü 247
 Membranenzyme Ü 199
 Membrane-related neutrophil dysfunctions O 901
 MEN O 669
 Meningeal neoplasm Ka 1076
 Meningeosis lymphomatosa Ka 332
 Meningiosis lymphoblastica Ka 1076, Ka 1080
 Meningitis, proteinase antiproteinase Imbalance O 1054
 Meningococcal sepsis Ka 976
 Meningopolyneuritis Bannwarth O 12
 Menopause O 661
 Mesangial cells Ü 53, Kon 1134, Kon 1138, Kon 1145, Ka 1199
 Mesangium O 835, Kon 1145
 Mesenchymal cells Ü 53
 Messenger ribonucleic acid Ü 699, Ü 1157
 Metabolic alkalosis O 178, O 180
 Metabolic defect Ka 526
 Metabolic disorders O 1183
 Metabolic effects O 380
 Metabolic pathways in isolated cells Ü 199
 Metalloproteinases Kon 1145
 Metastasen in den Nebennieren Ka 1080
 Metastatic carcinoid Ka 241
 Metastatic neoplasms Ü 1
 Methimazole therapy O 1040
 Methotrexat Ka 333
 Methotrexate Ü 443
 Methylparathion Ka 617
 Methylprednisolone O 1217
 Methylprednison Ka 1189, Ka 1193
 5-Methyltetrahydrofolate Ü 444
 Metoclopramid O 607
 Mexiletine O 673
 Micelles O 60
 Microalbuminuria O 750
 Microproteinuria O 256
 Microvessel diameters O 173
 Mid-frequency component O 26
 Mikroalbuminurie O 256
 Mikrodissektion Ü 199
 β_2 -Mikroglobulin Kon 1150
 Milrinone Ü 887
 Mineralocorticoid effector mechanism O 75
 Mineralocorticoid hormone Kon 1089
 Mineralocorticoid receptors O 71, O 75
 Mineralocorticoids O 74
 Miscellaneous tissues Ü 703
 Misoprostol O 961
 Mistletoe lectin O 896
 Mitochondrial enzyme P450 C11 Ka 981
 Mitogen-Stimulierbarkeit der Lymphozyten O 89
 Mitral valve disease O 921
 Mitral valve prosthesis O 264
 Mitral valve replacement-operation O 797
 Mixed-chain phosphatidylcholines Preis-Vorlsg. 151, Preis-Vorlsg. 158, Preis-Vorlsg. 160
 Mixed-chain phospholipids Preis-Vorlsg. 149, Preis-Vorlsg. 150
 Molsidimine O 213
 Monitoring cardiac glycoside levels Ka 327
 Monoclonal antibodies O 408, O 1003
 Monocytes Ü 53, O 1217
 Monocytes/macrophages Ü 53
 Monoglycerides O 63
 Monoklonale Antikörper Ü 199
 Mood states O 552
 Morbidity of patients after renal transplantation O 38
 Morbus Addison Ka 328
 Morbus Basedow Pharma 637
 Morbus Rendu-Osler-Weber Ka 290
 Morphine/Paracetamol, combined administration EK 129
 3-morpholino-sydnonimine O 213
 Motilitätsstörung O 603
 MRI Bespr 435
 mRNA Kon 1138
 MR-Spektroskopie Bespr 757
 M-Typing Ka 427
 Mucinous cystadenocarcinoma Ka 780
 Mucinous cystadenoma Ka 780
 Müdigkeitssyndrom Ü 789
 Multidrug resistance Ü 443
 Multimetastasierung O 579
 Multiple endocrine adenomatosis Ü 1157
 Multiple endocrine neoplasia O 669
 Multiple hormone resistance Ka 927
 Multiple myeloma Ka 95, Ka 526
 Multiple sclerosis O 12, O 1183
 Münchhausen-Syndrom Bespr 198
 Mundsoor O 865
 Munich Blood Pressure Study O 583
 Muscle Pharma 623
 Muscle enzyme defects EK 1084
 Muscle Na-K ATPase Pharma 624
 Muscle oxygen pressure O 211
 Muscular imaging Ka 335
 Muskelkontrakturen Ka 340
 Muskelzellen, IGF-Wirkung Ü 991
 Myalgia Ka 739
 Myalgic encephalomyelitis Ü 789
 Myasthenia gravis O 1183, O 1185
 Mycobacteriosis O 1050
 Myelinolyse, zentrale pontine Ka 191
 Myeloablative chemotherapy Ü 539
 Myeloproliferative disorders O 847
 Myoadenylate deaminase gene EK 1084
 Myocardial contractility O 1178
 Myocardial energetics Bespr 345
 Myocardial infarction O 41, O 313, O 594, Ü 744, EK 1083, O 1187
 Myocardial involvement in Wegener's granulomatosis Ka 884
 Myocardial uptake of antiarrhythmic drugs O 673
 Myocardium O 797
 Myogenic responses O 173
 Myoinositol Ü 199

- Myokard O 1178
 Myokardfunktion O 1180
 –, kontraktile O 1178
 Myokardiale Aufnahme von Lidocasin, Mexiletin und Amiodaron O 673
 Myokardinfarkt O 521
 Myopathy O 735
 Myopericarditis Ka 431
 Myositiden, granulomatöse Ka 335
 Myositis Ka 237
- N-acetyl- β -D-glucosaminidase O 869
 Na⁺-channel activators Ü 887
 Nachtschweiß O 89
 Na⁺/H⁺ antiport activation Ü 54
 Na⁺/H⁺ exchange Kon 1087
 Nahrungsproteine Bespr 392
 Naloxone hydrochloride Ka 615
 Narcosis O 1168
 Natrium O 661, Ü 893
 Natrium-Kalium-ATPase Ü 893
 Natrium-Rückresorption O 682
 Natriuretische hormone Kon 1112
 Natural killer Ü 3
 Natural killer cell activity O 393
 Natural killer cells O 1205
 Nausea Ka 50
 Nausea/vomiting O 1185
 Near-normoglycemia Ü 306
 Nebennieren Ka 1076
 Nebennierenrindeninsuffizienz Ka 927, Ka 928
 Nebennierenrindenstimulation Ka 328
 Nebennierentumoren Ka 328
 Necrotizing glomerulonephritis Ka 880
 Necrotizing vasculitis Ka 437
 Necrotizing vasculitis of the lungs Ka 880
 Needle sharing O 418
 Negative inotropism O 1178
 Negative-inotropic effects O 1178
 Negativ-inotrope Wirkung O 1180
 Neoplasms Ü 1
 Neopterin O 43, O 218, O 864
 Nephritis Ka 237, Ka 881, Ka 1198
 Nephron-collecting-duct system Kon 1102
 Nephron-Sammelrohrsystem Kon 11107
 Nephropathie, diabetische O 257
 Nephropathy O 256
 Nephroprotection O 835
 Nephrotic syndrome Ka 976
 Nephrotoxicity O 166, O 869
 Nerve growth factors Ü 986
 Nervenregeneration Ü 998
 Neues von klinischer Relevanz Suppl XIX
 Neuroblastom Ü 988
 Neurogliazellen, IGF-Wirkung Ü 992
 Neurologic examination Ka 615
 Neurological diseases O 1013, O 1183
 Neurological examination O 589
 Neurological symptoms O 1174
 Neurologie Bespr 580, Bespr 1182
 Neuromuskuläre Krankheiten Bespr 345
 Neuropathy O 588, O 735, O 1168
 –, autonomic O 26
 –, peripheral O 26
 Neuropsychological tests O 552
 Neurotransmitter Pharma 1085
 Neutral lipids O 60
- Neutropenia O 903
 Neutrophil degranulation O 901
 Neutrophil-derived elastase O 903
 Neutrophils O 901, Kon 1145
 NH₄⁺ excretion O 175
 Nichtenzymatische Glykosylierung von Proteinen Bespr 102
 Nierenerkrankungen, IGF-Spiegel Ü 995
 Nierenfunktion, Untersuchung Ü 199
 Niereninsuffizienz Ka 100, O 256, O 1042
 –, terminale Kon 1127
 Nieren-Leber-Transplantationen Ka 1193
 Nierenschrumpfung Ka 1190
 Nierentransplantation O 408, Ka 1189, Ka 1190
 Nierentumor Ka 1034
 Nierenzellkarzinome, Klassifikation Kon 1102
 Nierenzelltumoren Kon 1110
 Nierenzyste Ka 1190
 Nifedipine Ka 189, O 797
 Nilutamid Ü 347
 Nitrates Pharma 624
 Nitrendipine O 166, O 758, O 797
 Nizoral Ü 347
 NMR Bespr 396
 Nocturnal hypertension Kon 1119
 Non small cell lung cancer O 728
 NonA-nonB hepatitis O 1187
 Nonbacterial thrombotic endocarditis O 1174
 Non-chloride sodium salt O 664
 Non-dihydropyridines O 797
 Non-embolic infarction of cardiac origin O 1175
 Non-ergot drugs Ü 1163
 Non-hemophiliacs Ka 1071
 Non-Hodgkin-Lymphom Ka 1189, Ka 1190, Ka 1191, Ka 1193
 Non-Hodgkins lymphoma Ka 332, Ka 1027, O 1050, Ka 1076
 Nonrenal anemic patients O 403
 Non-responders to H₂-receptor antagonists O 959
 Nonsmokers O 512
 Noradrenaline Ü 887
 Noradrenaline administration via microdosing pump EK 873
 Noradrenergic inhibition O 269
 Norepinephrine Ka 96, Kon 1127
 Norfenefrin-Therapie Ka 99
 Normoglykämie Ü 306
 Normotensive hemodialysis patients O 718
 Normotensive pregnancy O 768
 Northern blot analysis Kon 1138
¹⁵N Tracertechnical investigations O 518
¹⁵N-Tracertechnische Untersuchungen O 518
 Nuclear magnetic resonance Ka 191
 Nucleic acid hybridization O 914
 Nutcracker esophagus Ka 187
 Nutritional advice O 458
 Nutritional deficiency O 510
- Obesity O 655
 Objective response of interferon therapy Ka 241
 Occlusion of the iliac vein Ka 619
 Occult bleeding O 41
 Occult blood loss O 23
 Oesophagusmotilität O 602
 Oesophagusphinkter O 605
 Oesophagusstriktur O 602
 Oestrogene application, transdermal EK 537
 Office blood pressure O 723
 Ofloxazine Ka 1032
 Oligouria Ka 51

- Oncocytomas Kon 1102
 Ophthalmological surgery O 1168
 Opioids Ü 1157
 Opportunistic infections O 372
 Oral food intake O 565
 Oral pancreatic function test O 60
 orale mukokutane Herpes-Infektion O 865
 Orchiectomy Ü 347
 Organ protection O 223
 Organ transplantation O 869
 Organic osmolytes Ü 199, Kon 1091
 Organophosphate poisoning Ka 96, Ka 615
 Organophosphorus compounds Ka 615
 Orimeten Ü 347
 Orthostatic load O 26
 Osmodiuretics Ka 286
 Osmoregulation Ü 199
 Osmoregulation in papillären Sammelrohrzellen Ü 202
 Osteoarthritis O 685
 Osteoclast inhibiting effect Ü 359
 Osteoporose Ü 361
 Osteoporosis Ü 359
 Östradiol Pharma 581
 Östrogen Pharma 581, Ü 988
 Ouabain-ähnliche Faktoren Kon 1112
 Ouabain-like factor Kon 1112
 Ovarian tumor Ka 342
 Oxygen histograms O 207
 Oxygen radicals Ü 443
- P. falciparum malaria** Ka 281
 Paget's disease Ü 359
 Pancreas Ka 780
 -, human O 60
 Pancreas transplantation Ü 306
 Pancreatic cancer Ka 780
 Pancreatic enzyme levels O 565
 Pancreatic function Ka 780
 Pancreatic isoamylase O 565
 Pancreatitis, edematous O 565
 Pancreolauryl test O 60, O 63
 Pancytopenia Ka 237
 Panik Bespr 1202
 Pankreastransplantationen Ü 308
 Pannikulitis Ka 340
 Papillary muscle O 797
 Paranitrophenol Ka 617
 Paraproteins O 1183
 Parasites, Immunobiology Bespr 905
 Parasitic diseases O 14
 Parasympathetic nervous system O 26
 Parathion poisoning Ka 96
 Parathion-intoxikation Ka 96
 Parathormon, humanes Ka 927
 Parathormonresistenz O 678
 Parathyroid adenoma O 472
 Parathyroid hormone O 421, O 472, O 678
 Parathyroid hormone deficiency Ka 927
 Paresis of the hand Ka 1195
 Paroxysmale nächtliche Hämoglobinurie Ü 247
 pars plana vitrectomy O 1168
 Pathologie Bespr 331
 Pathology Bespr 840
 Pathophysiologie Bespr 788
 Pathophysiology of autoimmune diseases Suppl XXI
 Patients in advanced age O 576
 pCO₂ in dialysate O 806
- PDGF, platelet-derived growth factor Ü 53
 -, structure of Ü 54
 PDGF, storage of Ü 54
 PDGF receptors 55
 Pelvic hematoma Ka 619
 Pelvic trauma, blunt Ka 619
 Penbutolol O 951
 Penicillin Pharma 624
 Penicillin G Ka 427, Ka 525
 Penicillin V Ka 1199
 Penis Pharma 581
 Pentamidine O 397
 Pentoxifyline O 901
 Peptic ulcers O 313, O 959
 Peptidhormone Ü 985
 Perfusion O 224
 Pericardial drainage Ka 436
 Perimyocarditis Ka 237
 Peripheral ANP distribution Ü 699
 Peripheral arterial disease Ka 1195
 Peripheral arteriosclerosis O 518
 Peripheral nerve lesion by cold EK 146
 Peripheral neuropathy O 31
 Peripheral vascular disease O 68, O 588, O 590, O 830
 Peristaltische Aktivität O 602
 Peritonitis Ka 427
 Periventricular lucency O 1176
 Perkutane transluminale Koronarangioplastie O 823
 Peroxidase O 33
 PGE₂ Kon 1138
 PGH synthase Ü 54
 pH regulation O 175
 Phäochromozytom Ü 988
 Pharmaco-kinetics Pharma 623
 Pharmacology in the elderly Pharma 623
 Pharmacotherapy of autoimmune diseases Suppl XXI
 Pharmaka, positiv inotrope Ü 887
 Phenacetin-induced hemolysis O 41
 Phenhydhan Ka 1191
 Phenhydhan-Reduktion Ka 1193
 Phenobarbitone Pharma 624
 Phenothiazines Ü 938
 Pheochromocytoma O 669
 Phlebography O 1020
 Phlebotomy O 18, O 24
 Phosphate O 421, O 472
 Phosphates Ü 359
 Phosphatidylcholine Kon 1134
 Phosphatidylinositol Ü 56
 Phosphodiesterasehemmstoffe Ü 893
 Phosphoethanolamine EK 49
 Phosphoinositide Kon 1134
 Phospholipase C Ü 54, Ü 56, Kon 1134
 Phospholipase D Kon 1134
 Phospholipids Preis-Vorlsg. 149
 -, chain-length Preis-Vorlsg. 153
 Phosphor O 678
 Phosphorylated protein pp150 O 1003
 Photon counting camera O 33
 Photoplethysmographie O 1208
 Phylogeny of the MHC complex Bespr 1075
 Physical exercise O 951
 Phytanic acid O 1183
 Pimozide Ü 938
 Pirenzepine O 961
 Pituitary adenoma Ka 342
 Pituitary insufficiency Ka 342

- Pituitary sarcoidosis Ka 342
 Pituitary secretion Ü 1159
 Pituitary-adrenal responses O 608
 Plasma Ü 1159
 Plasma aldosterone O 75
 Plasma atrial natriuretic factor O 313
 Plasma catecholamines Ka 96
 Plasma cholesterol O 814
 Plasma creatinine Ka 1200
 Plasma exchange O 1184, O 1188
 -, complications O 1183
 Plasma glutathione, hepatic efflux O 1008
 -, renal extraction O 1008
 -, species differences O 1008
 Plasma high density lipoprotein-cholesterol O 814
 Plasma levels Ü 1158
 Plasma lipids O 664, O 814
 Plasma membrane Kon 1089
 Plasma membranes of tumor cells Ü 444
 Plasma norepinephrine O 269
 Plasma plasmalogens EK 49
 Plasma protein O 518
 Plasma protein-binding Pharma 624
 Plasma renin activity O 71, Ka 981
 Plasma separation O 1039
 Plasma triglycerides O 269, O 814
 Plasma viscosity O 559
 Plasma-Adrenalin Ka 99
 Plasma-angiotensin II levels Kon 1127
 Plasma-Katecholamine Ka 96, Ka 99
 Plasmalogens in plasma EK 49
 Plasmapheresis Ka 976
 Plasmaspiegel O 1179
 Plasmodium falciparum O 277
 Plasticity EK 136
 Platelet activating factor O 901
 Platelet aggregation O 23, O 213
 Platelet ANF receptors O 709
 Platelet defects O 847
 Platelet mediators, proinflammatory O 460
 Platelet-activating factor O 213
 Platelet-derived growth factor Ü 53
 Platelets Ü 53, O 518, O 709, O 718, O 901, Kon 1112
 -, free-calcium level O 718
 Plazenta Ü 989
 Pleiotropic response to Aldosterone Kon 1089
 Pleural mesothelial cells Ü 53
 Plexus myentericus O 602
 Pneumococcal septicemia O 1187
 Pneumocystis carinii Ü 300, O 372, O 397, Ka 1189
 Pneumocystis carinii pneumonia O 1050
 Pneumocystis-carinii-Pneumonie O 853
 Pneumonia O 218, O 372, O 397
 Pneumonien O 372
 -, Klassifikation O 373
 Pneumothorax O 1187
 Poliovirus, type 1 O 914
 Polyarthritis, chronische O 460
 Polycythemia vera, therapy O 18
 Polyglobulism O 1185
 Polymerase chain reaction O 857
 Polymorphonuclear and mononuclear leukocytes Ü 54
 Polymorphonuclear leukocyte Ü 53
 Polyneuropathie Ka 340
 Polyöstradiolphosphat Ü 351
 Polypen, adenomatöse O 87
 Polypeptide O 1003
 Polypeptide hormone Ü 1157
 Polypharmacy Pharma 625
 Polysaccharides O 896
 Pontine hemorrhage O 1174
 Pontine myelinolysis Ka 191
 Porcine insulin O 447
 Portal dopamine Ü 1157
 Positiv inotrope Substanzen Ü 893
 Positive inotropic agents Ü 887
 Postischämische Dysfunktion O 1179
 Postischämisches Myokard O 1181
 Postischemic dysfunction O 1178
 Postischemic hearts O 1178
 Postischemic myocardium O 1178
 Postmenopausal women Ü 359, O 425
 Postoperative thrombohaemorrhagic complications O 847
 Postsecretory absorption Ka 878
 Postthrombotic syndrome O 1208
 Postthrombotische Syndrome O 1213
 Posttransplantationslymphome Ka 1193
 -, zerebrale Ka 1189
 Postviral fatigue Ü 789
 Potassium O 71, O 75, Ü 199, O 223
 Potassium depletion O 180
 Potassium intake of the elderly Pharma 625
 Potassium Secretion O 233
 Präeklampsie O 559
 Pralidoxime Ka 615
 Pränataldiagnostik Bespr 1182
 Pravidel Ü 347, Ka 384
 Pre-Cushing's adrenocortical adenoma O 608
 Pre-damaged kidneys O 870
 Prednisolon Ka 1077
 Prednisolone Ka 976
 Prednison Ü 250
 Prednisone Ka 1071
 Prednisone pulse therapy O 408
 Prednisone pulses O 408
 Prednisone/Doxorubicin Ü 539
 Preeclampsia O 559, O 768
 Preexisting diseases O 576
 Pregnancy Ü 1157, Ü 1159
 Pregnantriols Ka 329
 Pressure half-time method O 263
 Primärtumor O 579
 Primary hyperparathyroidism O 472
 Primary orthostatic hypotension EK 873
 Primary sympathetic insufficiency EK 873
 Procarbaltastine Ü 539
 Procarbazine Ü 539
 Procaryotic expression O 1003
 Procoagulant state Ka 281
 Progression of renal failure O 1042
 Progressive systemic sclerosis O 602
 Proinsulin Ü 986
 Prokinetikum O 602
 Prolactin Ka 342, Ü 1157, Ü 1158
 Prolactin gene Ü 1157, Ü 1158
 Prolactin inhibitor Ka 384
 Prolactin levels Ka 384
 Prolactin secretion Ü 1157, Ü 1162
 -, circadian rhythm Ü 1158
 -, pulsatility Ü 1158
 Prolactinoma Ka 384, Ü 1161
 Prolactin-producing tumors Ü 1157
 Prolaktinome Bespr 1049
 Propafenone EK 872
 Propranolol Pharma 624
 Prostacyclin Bespr 48, Bespr 511

- Prostacyclin synthase Ü 54
 Prostaglandin O 172, Kon 1134
 Prostaglandin E₁ O 207
 Prostaglandin E₁ infusion O 380
 Prostaglandins O 172
 Prostatakarzinom Ü 347
 Prostatectomy Ü 347
 Prostatic carcinoma Ü 347
 Prosthetic mitral valve O 263
 Prosthetically replaced heart valves O 921
 Prostitution O 418
 Protein C Ka 281
 Protein C inhibitor 1 Ka 281
 Protein excretion O 228, O 234
 Protein kinase C Ü 54, Kon 1134
 Protein PP12 Ü 989
 Protein turnover O 518
 Protein-anabolic effect of exercise O 380
 Proteinase Kon 1145
 α 1-Proteinase inhibitor O 1054
 Proteinsynthese O 380
 Proteinuria O 774
 Proteinurie O 256, O 1046
 Prothil Ü 347
 Proximal tubular reabsorption Ka 878
 Proximal tubule O 223
 Prune-Belly Syndrome EK 346
 Pseudo occlusion Ka 1195
 Pseudocyst Ka 485
 Pseudodiverticulosis Ka 187
 Pseudohypoparathyroidism Ka 927
 Pseudooccluded cerebral arteries Ka 1197
 Psoriatic arthritis O 685
³¹P-Spektroskopie Ü 200
 Psychiatric examination O 552
 Psychiatrie, neue Arzneimittel Pharma 1085
 Psychosen Pharma 1085
 Psychosomatic disorders Bespr 341
 Psychosomatic intervention O 77
 Psychosomatische Grundversorgung Bespr 236
 Psychosomatische Medizin Bespr 984
 PTA Bespr 840
 Puberty O 503
 Pulmonary artery pressure O 823
 Pulmonary capillaries O 901
 Pulmonary edema O 1187
 Pulmonary embolism O 1187, O 1208
 Pulmonary gasexchange O 806
 Pulmonary oxygen uptake O 806
 Puncture of artery O 1187
 Purine Ü 444
 Purine-rich foods Ka 874
 Purulent pericarditis Ka 436
 Putaminal hemorrhage O 1174
 Pygmänen, IGF-I Spiegel Ü 995
 Pyridoxal-5'-phosphate O 183
 Pyridoxine EK 121, EK 142, O 183
 Pyridoxine hydrochloride O 183
 Pyrimethamine-sulfadoxine O 277
 Pyrimidine nucleosides Ü 444
 p24-antigen O 864
 p³² O 24
 P170 Ü 444
- QRS complex** Ü 744
 Quinidine Pharma 624
 Quin-2 O 718
- RAA-system** O 476
 Radioimmunoassay O 1013
 Radiojodtherapie Pharma 640
 Radiotherapy Ü 347, Ü 539
 Ranitidine O 959
 Rat kidney Kon 1095
 Reactive hyperemia O 588
 Reanimation Bespr 1182
 Recanalization Ka 1195
 -, spontaneous Ka 1197
 β ₁-receptor blocker O 476
 Receptor-adenylate cyclase complex Ka 927
 Rectal enemas O 906
 Red blood cells O 18
 Reduction of NSAID dosage EK 107
 Reflexion rheography O 1208
 Reflux esophagitis O 1059
 Refluxerkrankung der Speiseröhre O 602
 Regression of advanced metastatic tumors Ü 1
 Regression of metastatic tumor Ü 5
 Rejection crisis O 408
 Releasing-Hormon Ka 927
 Remission Ka 244
 Remitted hyperthyroidism, psychopathological symptoms O 552
 Remitted hyperthyroidism, neuropsychological symptoms O 552
 Renal abscess Ka 1032
 Renal ammoniagenesis O 175, O 180, Kon 1096
 Renal artery stenosis O 830
 Renal blood flow O 166, O 173
 Renal cell cancer Ü 1
 Renal cell carcinoma O 38, Kon 1102
 Renal cell tumours Kon 1102
 Renal collecting duct Kon 1087
 Renal disease O 692
 Renal failure O 38, O 269, Ka 525, O 1042
 -, acute oliguric Ka 874
 Renal function EK 872
 -, age-related decline Pharma 623
 Renal functional reserve O 750
 Renal hemodynamics, regulation O 758
 Renal hormonal level O 172
 Renal hypertension O 718
 Renal inflammation O 921
 Renal insufficiency Ka 96, O 774
 Renal magnesium wasting O 835
 Renal metabolism Ü 199
 Renal microvessel diameters O 170
 Renal microvessels O 166
 Renal nerve activity O 172
 Renal nitrogen metabolism Kon 1096
 Renal transplantation O 38, O 40, O 408
 Renal tubular damage O 869, O 870
 Renal tubular defects in gout Ka 874
 renale Durchblutung O 256
 Renin O 75, O 583, Kon 1127
 Renin activity O 313
 Renin-aldosterone-system O 476
 Renin-angiotensinaldosterone system O 583
 Renin-Angiotensin-Aldosteron-System O 476
 Renin-angiotensin-system Kon 1127
 Renovascular hypertension O 830
 Reocclusion EK 294
 Reperfusion O 224
 Reproductive system Ü 702
 Resistance to chemotherapy Ü 443
 Resistance to diuretics O 545

- Respiration related frequency component O 26
 Resting blood flow O 589
 Rethrombose O 1210
 Rethromboserate O 1213
 Retinal detachment Ka 1027
 Retinopathie O 82
 Retroperitoneal hematoma Ka 620
 Rhabdomyosarkom Ü 988
 Rheology Bespr 396
 Rheumatic diseases, symptoms O 469
 Rheumatic fever O 923
 Rheumatoid arthritis Ü 492, O 685, O 774, O 923
 Rheumatologie Bespr 453
 Rheumatology O 466
 Rhinitis Ka 881
 Rhizopus arrhizus O 60
 Rhizopus lipase O 60
 Ribonucleic acid O 914
 Right atrial pressure O 823
 RNA O 914
- Salt** O 655
 Salvage-treatment Ü 539
 Salzsensitivität O 661
 Sammelrohrzellen, papilläre Ü 200
 Sarafotoxin O 758
 Sarcoidosis Ka 335, Ka 342, O 1217
 Sarkoidose Ka 340
 -, atypische Manifestation Ka 335
 Sarkoidose mit Myositis Ka 340
 Säure-Hämolyse-Test Ü 249
 Saving of NSAID EK 107, EK 116
 Sceletal muscle O 380
 Schaltstück Kon 1110
 Schilddrüsenautonomie Pharma 640
 -, operative Therapie Pharma 641
 Schilddrüsenfunktionsstörung Pharma 635, O 964
 Schizophrenie Pharma 1085
 Schmerztherapie EK 103
 Schwangerschaft O 768
 Schwangerschaftshypertonie O 559, O 768
 Scintiscan O 472
 Secondary hypertension Kon 1119
 Second-degree AV block O 1187
 Self-rating questionnaires O 554
 Sensomotor polyneuropathy Ka 50
 Sepsis O 38, Bespr 525, Bespr 1202
 Septic shock Ü 841
 Septicemia Ka 427
 Septicemia/opportunistic infection O 1185
 Serine proteinases Kon 1145, Kon 1147
 Serine/threonine kinase Ü 54
 Serotonin Ka 244, O 461
 Serotonin receptor binding EK 142
 Serotoningehalt der Thrombozyten O 463
 Serous cystadenoma Ka 780
 Serum Ka 324
 Serum albumin Pharma 624
 Serum calcium O 678
 Serum cortisol Ka 342
 Serum creatinine O 870, O 1042, Ka 1198, Ka 1200
 Serum creatinine levels O 421
 Serum enzymes O 565
 Serum immune complexes, test systems Ü 302
 Serum levels Ü 1157
 Serum lipids O 65
 Serum lipoproteins O 269
- Serum osmolality O 559
 Serum-IGF Spiegel Ü 988
 Serum-Immunglobuline O 89
 Serum-Kreatinin O 256
 Serumprolaktinspiegel Ka 384
 Sex with HIV seropositive partners O 418
 Sexual activity in the USA O 908
 Sexualhormone Ü 987
 Sexually transmitted diseases EK 1082
 Shaldon catheter O 1187
 Sharp's syndrome O 14
 Shock Ka 427, Ka 525, Bespr 1202
 Shortened bowel O 678
 Shulman-Syndrom Ka 340
 Silent adrenal tumors (incidentaloma) Ka 328
 Simvastatin O 814
 SIN 1 O 213
 Sinusitis Ka 881
 Skeletal myoblasts Ü 53
 Skelettmuskel O 380
 Skelettmuskulatur Ka 340
 Skin Ü 489
 Skin microcirculation O 207
 Skin surface oxygen pressure fields O 207
 Skin-tags O 83
 Sklerodermie, progressive systemische O 602
 Skrotalhaut Pharma 581
 Sleep O 320
 Small cell lung cancer O 728
 Small intestine Ka 290
 Small intestine surgery Ka 290
 Smokers O 512
 Smoking O 41
 Smoking habits O 857
 Smooth muscle cells Ü 53
 Sodium O 71, O 75, Ü 199, O 655
 Sodium chloride O 664
 Sodium nitroprusside O 215
 Sodium reabsorption, distal O 226
 Sodium restriction O 664
 Sodium substitution Ka 191
 Sodium Transport O 225
 Sokolow-index O 256
 Somatomedins Ü 985
 Somatotrophic hormone O 951
 Sorbitol Ü 199, Kon 1091
 Sorbitstoffwechsel bei Diabetes mellitus Ü 203
 Spasm of the pelvic vessels Ka 621
 Spasmodic torticollis Ü 938
 Spätmyopathie Ka 340
 Spätpotentiale Ü 744
 Spectral analysis O 26, Ka 1197
 Spectral analysis of heart rate variability O 26
 Spectrotemporal mapping Ü 744
 Spektralanalyse des EKG Ü 744
 Spinal dorsal horn EK 125
 Spironolacton Ü 354
 Spironolactone O 545
 Spleen O 847
 Splenectomy Ka 95, O 847
 Splenomegaly O 847, O 921
 Spondylarthropathy Kon 1150
 St. Jude prostheses O 263
 S-T wave Ü 744
 Staging systems O 89
 Stammganglien, Verkalkungen Ka 928
 Staphylococcus aureus Ka 436, O 921

- Stereotaxy Ü 935
 Steroidhormonbiosynthese O 597
 Steroids Ka 94
 Stimulatory guanine nucleotide-binding protein Ü 887
 Stoffwechselkontrolle O 77
 Stoffwechselstörungen Ü 998
 Streptococcal antigens Ka 1200
 Streptococcal infection Ka 1198
 Streptococcal pyrogenic toxins Ka 427
 Streptococcus Ka 523, O 921
 Streptococcus pyogenes Ka 427
 Streptozotocin-induced defect in tubular urate reabsorption Ka 878
 Stress Ü 1157, Ü 1160
 Struma Bespr 886
 24-Stunden-Blutdruckmessung Kon 1119
 Subarachnoid hemorrhage O 1174
 Subclinical hyperthyroidism O 964
 Subclinical hypothyroidism O 964
 Sucrose-Test Ü 250
 Sulfation factor Ü 985
 Surface antigens O 728
 Surgery, via the transnasal approach Ka 343
 Suxamethoniumchloride Ka 615
 Sympathetic activity O 269
 Sympathetic blockade O 269
 Sympathetic nervous system O 26, Ü 887
 Sympathetic neurone blockade O 269
 Symptomatic peripheral vascular disease of the lower extremity O 41
 Synovial fluid O 685
 Synovial tissue Kon 1150
 Syphilis O 906, EK 1082
 Systemic lupus erythematosus O 14, Ü 493
 Systemic lupus erythematosus O 689, O 1066
 Systemic polymorphous immunocytoma Ka 1027
 Systemischer Lupus Erythematosus, Autoantikörper gegen die Komplementkomponente C1q O 1066
 T cell ontogeny Ü 489
 T cell receptor $\gamma\delta$ Ü 489
 T helper cells O 408
 T lymphocytes O 393, O 408
 –, activated O 393
 –, cytotoxic O 393
 T suppressor-inducer cells O 408
 Tachycardia EK 441, O 957, O 1171, O 1186
 Tagamet Ü 347
 Target organ damage in essential hypertension O 256
 TAT Ka 281
 Taurocholate O 60
 Taurodeoxycholate O 60
 T-cell, growth factor Ü 3
 T-cell activation Bespr 440, O 864
 T-cell receptor Ü 1
 T-cell subsets O 43
 Tc-99m/Tl-201 subtraction O 472
 Tegretal Ka 1191
 Telangiectasia, hereditary hemorrhagic Ka 290
 Tergurid Ka 384
 Terguride Ka 384
 Testaussagen Ed 297
 Testosterone Ü 347
 Tetracycline Pharma 624
 Tetraiodothyronine Ka 342
 Thalamic hemorrhage O 1174
 Thalamus EK 129
 T-Heferzellzahl O 89
 Thermodilution O 263, O 264
 Thiamine EK 121
 Thiopental Ka 286
 Thirst regulation Kon 1127
 Thrombektomie, venöse O 1213
 Thrombin O 460
 Thrombin-antithrombin-III-complexes Ka 281
 Thrombocyte levels O 594
 Thrombocytopenia Ü 247, O 1050
 Thrombocytosis O 23
 Thromboseneigung Ü 247
 Thrombosis Ü 247, O 594, O 1186
 –, catheter-related venous O 1187
 Thrombospondin mRNA Ü 54
 Thromboxanes O 172
 Thrombozyten O 521
 Thrombozytenfunktion O 460
 Thrombozytensubstitution Ka 333
 Thrombozytopenie O 89
 Thrombuswachstum O 1213
 Thymus Ü 489
 Thyreotoxische Krise Pharma 650
 Thyreotropin releasing hormone Ü 1157, Ü 1160
 Thyreotropin-Releasing-Hormon Ka 927
 Thyroglobulin antibodies O 1037
 Thyroid C-Cells Ü 359
 Thyroid crisis O 1037
 Thyroid disorders O 964
 –, emotional disturbances O 964
 Thyroid hormone O 942
 Thyroid hormones and central nervous structures O 557
 Thyroid stimulating hormone Ka 342, O 964, O 1037
 Thyroid storm with neurological symptoms O 1037
 Thyroid volume O 503
 Thyrotoxic crisis in Graves' disease, surgery O 1037
 Thyrotoxicosis O 1037
 Thyrotropin-releasing hormone O 964, O 1013, O 1037
 Thyroxinebinding globulin O 1015, O 1037
 TIMP Kon 1145
 Tissue oxygen tension O 18
 Tissue sections O 33
 T-lymphocyte O 728
 TNM-Klassifikation maligner Tumoren Bespr 984
 Tobramycin Ka 525
 Tonic spasms Ü 935
 Tonsillenvergrößerung Ka 1190
 Toxic shock syndrome Ka 427
 Toxic shock-like syndrome Ka 427, Ka 523
 Toxoplasmen Ka 1189
 Trace elements O 507
 Transepithelial ion transport Kon 1087
 Transferrin O 728
 Transformed cells Ü 53
 Transfusion Ü 250, O 1050, EK 1082
 Transfusionsmedizin Bespr 1156
 Transplantation of pancreatic tissue Ü 306
 Transprosthetic flow calculation O 267
 Trauma Bespr 1202
 Travellers O 277
 TRH/Dopamine agonist drugs Ü 1157
 Triacylglycerol hydrolase O 60
 Tricyclic antidepressants Pharma 624
 Triglyceride O 664
 Triglyceride-levels O 83
 Triglycerides O 60, O 65
 Triglyceridkonzentration O 85, O 86

- Triglyceridlipolyse O 380
 Triiodothyronine Ka 342
 TRIS Ka 286
 Tropical malabsorption Ü 493
 Trypsin O 565
 TSH secretion O 1013
 TSH-receptor antibodies O 1037
 Tuberculosis Ka 344
 Tubular destruction O 166
 Tubular lesions, postischemic diagnostic localization O 223
 Tubular osmolyte synthesis Kon 1091
 Tubular secretion further distally Ka 878
 Tubulointerstitial nephritis Ka 971
 Tubulovilous adenoma O 83
 Tumor cell resistance Ü 443
 Tumor cells O 896
 Tumor infiltrating lymphocytes Ü 1
 Tumor marker Ka 780
 Tumor necrosis factor Ü 3, Ka 281, Ü 300, Ü 841, O 901
 Tumor necrosis factor α Ü 1, EK 1083
 Tumor of the heart O 1059
 Tumor of the kidney Ka 1032
 Tumor progression Ka 241
 Tumor tissues O 33
 Tumoren, IGF-II Spiegel Ü 996
 Tumor-infiltrating lymphocyte Ü 1
 Tumor-infiltrating lymphocytes Ü 1
 Tumorlokalisationsschlüssel Bespr 190
 Tumor-necrosis factor β Ü 1
 Tumornekrosefaktor TNF- α Ka 281
 Type I astrocytes Ü 53
 Type I diabetes O 447, O 750
 Type III HLP O 68
 Type III hyperlipoproteinemia O 65, Ka 526
 Type 1 hypersensitivity to Azathioprine Ka 50
 Tyrosine kinase Ü 54
 Tyrosine kinase activation Ü 56
 T4 lymphocytes O 397
 T4/T8 ratio O 728
 T4/T8-Ratio O 89
 T1-2012 SPECT O 472
- Ulcera der Extremitäten O 383
 Ulcers O 207
 Ulcus cruris O 1211
 Ulkuskrankheit EK 488
 Ultraschall, Innere Medizin Bespr 840
 -, interventioneller Bespr 25
 Ultraschalldiagnostik, abdominale Bespr 773
 Ultraschall-Dopplersonographie O 1208
 Ultraschalltomographie des Abdomens Bespr 402
 Ultrasonographic volumetry O 503
 Unresponsive to corticosteroid treatment Ka 1030
 Uptake of CO₂ from the dialysate O 806
 Urea cycle capacity O 175
 Urea synthesis O 175, Kon 1096
 Uremia O 183
 Uremia Therapy Bespr 757
 Ureogenesis O 175
 Uric acid O 559, O 1222
 Uric acid crystals Ka 874, Ka 877
 Urinary ammonium excretion O 180
 Urinary catecholamines Ka 96
 Urinary iodine O 503
 Urinary potassium excretion O 228
 Urinary protein excretion O 256
 Urinary undissociated uric acid Ka 874
- Urine Ka 324
 Urine alkalization Ka 879
 Urinelektrophorese Ka 329
 Urin-Katecholamine Ka 96
 Urinvolumen O 661
 Urologie Bespr 435
 Uveitis Ka 1027
 -, chronic Ka 1027
- Vagina Pharma 581
 Validierung diagnostischer Tests Ed 297
 Valvular disease O 1174
 VAL-1 O 728
 Varicella-zoster virus Ka 1198, Ka 1200
 Vascular complications EK 49
 Vascular dementia O 1176
 Vascular mechanisms O 166
 Vascular resistance O 170
 Vascular smooth muscle cells O 801, Kon 1112
 Vasculitis O 1040
 Vasculitis syndrome Ü 300
 Vasoactive drugs O 1168
 Vasoactive intestinal peptide Ü 1157
 Vasoconstriction Ü 54, O 166, O 170, O 801
 Vasoconstrictor Ü 53, O 758
 Vasokonstringierender Effekt O 1180
 Vasopressin Kon 1127
 Vasopressin treatment Kon 1091
 Venenklappen O 1213
 Venerische Infektionen Bespr 487
 Venogram Ka 620
 Venous PO₂ levels O 210
 Venous thrombectomy O 1208
 Venous thrombosis O 1185
 Ventricular dysfunction, left O 1178
 Ventricular fibrillation O 1171
 Ventricular tachycardia Ü 744
 Ventriculoatrial shunt Ka 485
 Ventriculoperitoneal shunt Ka 485
 Verapamil Ü 444, O 797
 Very low density lipoprotein-cholesterol O 814
 Very low-density lipoproteins O 65
 Vesicles Ka 1200
 Vinblastine Ü 539
 Vincristin Ka 1077
 Vincristine Ü 539
 Viral infection O 218
 Viral infections, somatopsychic symptoms Ü 789
 Viral infections of the CNS O 12
 Viscotoxins O 896
 Viscum album O 896
 Vitamin B EK 136
 Vitamin B combination EK 129
 Vitamin B complex EK 121
 Vitamin B₁, B₆, B₁₂ EK 103, EK 107, EK 116
 Vitamin B₁, B₆, B₁₂-treatment EK 146
 Vitamin B₆ EK 129, O 183
 Vitamin B₆ deficiency in uremia O 185
 Vitamin B₁₂ EK 121
 Vitamin D O 421, Ka 929
 Vitamin D-Resistenz O 678
 Vitamine Bespr 471
 Vitamin-K dependent coagulation factors O 1186
 VLDL O 65
 VLDL remnants O 67
 VLDL-cholesterol O 65
 VLDL-cholesterol/serum-triglyceride ratio Ka 526

- Volume regulation Ü 199
Volume retaining disorders O 709
Vomiting Ka 50, Ka 525
von Willebrand's disease O 1203
Vulva Pharma 581
Vulvabehandlung mit lokalen Östrogenen Pharma 581
- Wachstum Ü 985, Ü 992, Ü 998
Wachstumsfaktoren Ü 985
-, Wirkmechanismen Ü 989
Wachstumshormon Ü 987
Wachstumsschub Ka 330
Waking up O 320
Walter Reed, Stadieneinteilung O 865
Walter-Reed-classification O 89, O 393
Water and salt homeostasis Ü 699
Wegener's granulomatosis Ka 880
Western blot O 899, O 907
Wilms-Tumor Ü 988
Wismut-Absorption EK 488
Wismut-Konzentrationen EK 488
Wismut-Präparate, Pharmakokinetik EK 488
- Wismut-Subsalizylat Suspension EK 488
Wismut-Subzitat Filmtabletten EK 488
Wound healing Ü 53
WR1 O 393
WR2 O 393
Wundheilung O 383, Ü 998
- Xanthomatosis Ka 526
Xenobiotics Ü 443, Ü 444
Xenopus embryo Ü 53
Xipamide O 545
-, side effects O 545
- Yersinia arthritis O 685
- Zellproliferation Ü 991
Zerebrale Schädigung durch Hyponatriämie Ka 192
Zigarettenrauchen Bespr 430
Zinc O 507
Zirrhose Ka 1034
ZNS-Komplikationen Ka 1190
Zytomegalie-Virus, humanes Ka 1189

Autorenregister

Die halbfetten Zahlen bezeichnen Originalarbeiten, die Zahlen in gewöhnlicher Schrift Buchbesprechungen

- Aigner F, → Sandbichler P, et al. **290**
- Albus C, Ollenschläger G, Thomas W, Fischer H, Schäfer HM, Peters R **77**
- Alexander K, → Creutzig A, et al. **207**
- Allolio B, → Fätkenheuer G, et al. **89**
- Altwein JE, Faul P **347**
- Amelung F, → Schröder JM, et al. **345**
- Angermann CE, → Spes CH, et al. **872**
- Ansorge G, → Eisenhauer T, et al. **750**
- Antes U, Heinz HP, Hartung K, Loos M **1066**
- Antoku Y, → Goto I, et al. **49**
- Antoni H, → Lüderitz B **517**
- Arnold H, → Mißler U, et al. **342**
- Arntz H-R, → Sharma AM, et al. **664**
- Atlan H, → Sigal R, et al. **396**
- Atzpodien J, Kirchner H **1**
- Aulitzky WE, → Tilg H, et al. **1083**
- Autenrieth G, → Scheidt W von, et al. **241**
- Avenarius HJ, → Horn A, et al. **460**
- Bachmann M, → Mayet W-J, et al. **685**
- Bäcker A, → Kramer HJ, et al. **1112**
- Badoz A, → Wackenheim A **773**
- Bahner U, → Heidbreder E, et al. **1127**
- Bähr V, → Hensen J, et al. **608**
- Ballé C, Schollmeyer P **38**
- Barleben H, Wagenknecht C, Jung K, Junker L, Reimann H, Hamann K, Heine H **518**
- Barth CA, Fürst P **392**
- Bartoszyk GD **121**
- Bässler KH **471**
- Baum P, → Schuster HP, et al. **1182**
- Baumeister H, → Eiff M von, et al. **372**
- Baumgart P, Rahn KH **320**
- Baumgart P, Walger P, Jürgens U, Rahn KH **723**
- Baumgart P, → Eiff M von, et al. **372**
- Baumgartner FJ, Goodnight J, Nordestgaard AG, White G **619**
- Baumgartner FJ, Moore TC, Mitchner J **485**
- Baur X, → Hauck R **512**
- Bäcker U, → Bogner JR, et al. **1050**
- Beahrs OH, → Spiessl B, et al. **984**
- Beck A, → Rosen A, et al. **537**
- Beck FX, → Guder WG, et al. **1091**
- Becker KW, → Kienecker EW, et al. **146**
- Becker W **640**
- Benker G, Breuer N, Wehr M **631**
- Benker G, Jaspers C, Häusler G, Reinwein D **1157**
- Benker G, → Kraatz C, et al. **583**
- Beretta-Piccoli C, → Weidmann P, et al. **269**
- Berg PA, → Stettin A, et al. **896**
- Bergmann G **236**
- Bergner D, → Harrer T, et al. **864**
- Bernardi P, → Fontana F, et al. **313**
- Beyer J-H, → Kaboth U, et al. **18**
- Beyer J, → Weber T, et al. **951**
- Beyer M, → Hoffmeister HM, et al. **1178**
- Bienzle U, → Deininger S, et al. **906**
- Bienzle U, → Kiese M, et al. **1082**
- Bienzle U, → Stark K, et al. **415**
- Bigge J, → Kaboth U, et al. **18**
- Bilger R **773**
- Binder T, → Wieshammer S, et al. **436**
- Binswanger U, → Hess B **874**
- Binswanger U, → Kiparski A v, et al. **408**
- Bircher J, Lotterer E **475**
- Biro G, → Leicht E, et al. **678**
- Blaas P, Weber S, Hänsch GM, Peter HH **247**
- Blessing J, → Raedsch R, et al. **488**
- Bode JC, → Walker S, et al. **959**
- Bode M, → Wieshammer S, et al. **436**
- Bogner JR, Gathof B, Heinrich B, Matuschke A, Bäcker U, Goebel F-D **1050**
- Bogner JR, Matuschke A, Heinrich B, Schreiber MA, Nerl C, Goebel F-D **393**
- Bogner JR, Zoller WG, Middeke M **1032**
- Bogner JR, → Zoller WG, et al. **830**
- Bogunovic N, Mannebach H, Ohlmeier H **532**
- Böhm M, Schwinger RHG, Erdmann E **887**
- Böhm M, → Scheidt W von, et al. **241**
- Böhm M, → Schwinger RHG, et al. **797**
- Bommer J, → Feussner G, et al. **65**
- Bommer M, Eversmann T, Pickardt R, Leonhardt A, Naber D **552**
- Bonke D, → Dakshinamurti K, et al. **142**
- Bonke D, → Dimpfel W, et al. **136**
- Bonke D, → Jurna I, et al. **129**
- Bönner G, Rahn KH **48, 511**
- Borgis K-J, → Mißler U, et al. **342**
- Borisch B, → Jahn G, et al. **1003**
- Born GVR, Cuatrecasas P, Herken H, Schwartz A **182**
- Borries M, → Schrader J, et al. **774**
- Brackmann HH, → Kamradt T, et al. **1203**
- Brandstetter BM, → Wenger R **190**
- Braun J, → Wees J van, et al. **1054**
- Bretschneider HJ, → Kehrner G **223**
- Breuer N, → Benker G, et al. **631**
- Brockmeyer NH, Mertins L, Goos M **1229**
- Bröker B, Emmrich F **489**
- Bröker M, → Jahn G, et al. **1003**
- Brüggemann G, Koehler CO, Koch EMW **116**
- Brune GG, → Hofferberth B **580**
- Brune S, → Schmidt T, et al. **294**
- Brussee H, → Eber B, et al. **594**
- Buchkremer G, → Tölle R **430**
- Büchner C, → Lehmann M, et al. **873**
- Buhl M, → Hensen J, et al. **608**
- Buhr-Schinner H, → Rath W, et al. **768**
- Bunjes D, → Schmidt A, et al. **286**
- Buscher H-P **443**
- Buschmann-Kaspari H, → Lankisch PG, et al. **565**
- Caird FI **623**
- Campbell WC **926**
- Cantero Hinojosa J, → García Ontiveros A, et al. **496**
- Cantero Hinojosa J, → Ruiz Martínez M, et al. **507**
- Capelli M, → Fontana F, et al. **313**
- Carlsson K-H, → Jurna I, et al. **129**
- Caspary L, → Creutzig A, et al. **207**
- Caspary WF, → Wehrmann T **602**
- Castillo-Höfer C, → Lorenz J, et al. **728**
- Castro S de, → Laso Guzmán FJ, et al. **183**
- Cava F, → Laso Guzmán FJ, et al. **183**
- Chapman N, → Wiegand V, et al. **914**
- Christen RD, Moser R, Schlup R, Nefel KA **427**
- Clarmann M v, → Kauert B, et al. **96**
- Classen M, → Lersch C, et al. **523**
- Colardyn F, → Wilde V de, et al. **615**
- Coles GA, → Davies M, et al. **1145**
- Comella CL, → Diederich N, et al. **935**
- Cordes U, → Weber T, et al. **951**
- Cotton PB, Williams C **926**

- Cremer H-D, Heilmeyer L, Holtmeier H-J, Hötzel D, Kühn HA, Künau J, Zöllner N 523
 Creutzfeldt C, → Thiery J, et al. 814
 Creutzfeldt W, → Löser Chr, et al. 780
 Creutzfeldt W, → Thiery J, et al. 814
 Creutzig A, Caspary L, Alexander K 207
 Cruse JM, Lewis RE Jr 402
 Cuatrecasas P, → Born GVR, et al. 182
- Daerr W**, → Grosser S, et al. 806
 Dakshinamurti K, Sharma SK, Bonke D 142
 Damjanov I, → Rubin E 840
 Davies M, Coles GA, Thomas GJ, Martin J, Lovett DH 1145
 Degenhardt S, → Fätkenheuer G, et al. 89
 Deicher H, → Horn A, et al. 460
 Deininger S, Müller R, Guggenmoos-Holzmann I, Laukamm-Josten U, Bienzle U 906
 Deininger S, → Stark K, et al. 415
 Dengler HJ, → Ewig S 789
 Denz H, Fuchs D, Hausen A, Huber H, Nachbaur D, Reibnegger G, Thaler J, Werner ER, Wacher H 218
 Deutsch E, Dienstl F, Kleinberger G, Laggner AN, Lenz K, Ritz R, Schuster HP 788
 Dick P, → Kienecker EW, et al. 146
 Diederich C, → Weber T, et al. 951
 Diederich N, Goetz CG, Comella CL 935
 Diehl V, Pfreundschuh M, Loeffler M 905
 Dienstl F, → Deutsch E, et al. 788
 Dienstl F, → Tilg H, et al. 1083
 Dierich MP, → Reibnegger G, et al. 43
 Dietrich M 276
 Dietrich M, → Hemmer ChJ, et al. 281
 Dimpfel W, Spüler M, Bonke D 136
 Distler A, → Sharma AM, et al. 664
 Dittmann H, Voelker W, Karsch K-R, Seipel L 263
- Dobos GJ, Meske S, Keller E, Riegel W, Vaith P, Peter HH, Schollmeyer P 976
 Doboszynska A, → Lorenz J, et al. 728
 Doehn M, → Knüttgen D, et al. 1168
 Doering W, → Huhn C, et al. 853
 Domellöf L 536
 Dörfler H, Permanetter W, Küffer G, Häußinger K, Zöllner N 388
 Doyon D, → Sigal R, et al. 396
- Dreus J 1207
 Duntas L, Keck FS, Rosenthal J, Wolf Ch, Loos U, Pfeiffer EF 1013
 Dusleag J, → Eber B, et al. 594
- Eber B**, Kronberger-Schaffer E, Brussee H, Klima G, Obernosterer A, Toporsch M, Dusleag J, Klein W 594
 Eber B, → Lind P, et al. 472
 Eber O, → Lind P, et al. 472
 Eckert B, → Schaaf L, et al. 669
 Eckhardt A 198
 Egbring RE, → Hemmer ChJ, et al. 281
 Eggeling T, → Schmidt A, et al. 286
 Eggstein M, → Jakober B, et al. 447
 Eichenlaub D, → Huhn C, et al. 853
 Eiff M von, Steimann R, Roos N, Husen N van, Walger P, Baumgart P, Fegeler W, Junge E, Baumeister H, Wilms B, Heinicke A, Loo J van de 372
 Eisenhauer T, Jungmann E, Warneboldt D, Ansoerge G, Scherberich J, Talartschik J 750
 Emmrich F, → Bröker B 489
 Endres W, → Schmittchenberger PP 346
 Erdman E, → Schwinger RHG, et al. 797
 Erdmann E, → Böhm M, et al. 887
 Eversmann T, → Bommer M, et al. 552
 Ewig S, Dengler HJ 789
 Eyrych K, → Reinhart K 525
- Faber J-P**, → Poller W, et al. 857
 Faist E, Ninnemann JL, Green DR 1202
- Fandrey J, → Rob PM 835
 Färber P, → Wood WG, et al. 324
 Fätkenheuer G, Schrappe-Bäcker M, Salzberger B, Degenhardt S, Allolio B 89
 Faul P, → Altwein JE 347
 Feddersen CO, → Schmidt JA, et al. 191
 Fegeler W, → Eiff M von, et al. 372
 Fehr K, Miehle W, Schattenschirchner M, Tillmann K 453
 Felgenhauer K, → Rieckmann P, et al. 12
 Felgenhauer N, → Kauert B, et al. 96
 Felix R, → Lüning M 1075
 Ferlinz R, → Lorenz J, et al. 728
 Ferrari P, → Weidmann P, et al. 269
 Feussner G, Bommer J, Ziegler R 65
 Feussner G, Hodenberg E von, Ziegler R 526
 Fierz W, → Kiparski A v, et al. 408
 Fischer H, → Albus C, et al. 77
 Flückiger R 102
 Földes O, → Tajtáková M, et al. 503
 Fölsch UR, → Löser Chr, et al. 780
 Fontana F, Bernardi P, Spagnolo N, Capelli M 313
 Forth W, → Zöllner N 103, 105
 Franke-Raue K, Junga G, Raue F, Vecsei P, Ziegler R 597
 Frei D, → Kiparski A v, et al. 408
 Frei G, → Kiparski A v, et al. 408
 Fretschner M, → Zimmerhackl LB, et al. 166
 Fric M, Hartmann A, Klehr H-U, Pfeifer U, Herberhold C 1189
 Friedrich J, → Schmidt A, et al. 286
 Frommhold W, → Gerhardt P 435
 Fu Q-G, Sandkühler J, Zimmermann M 125
 Fuchs D, → Denz H, et al. 218
 Fuchs D, → Reibnegger G, et al. 43
 Fuchs E, → Gröne H-J, et al. 758
 Fuhrer JA, Mihatsch MJ, Streuli RA 1198
- Fujishima M, → Yoshinari M, et al. 441
 Fürst P, → Barth CA 392
- Gain T**, → Lersch C, et al. 523
 Garcia Ontiveros A, Cantero Hinojosa J, Gil Extremera B, Miñarro del Moral J 496
 Gathof B, → Bogner JR, et al. 1050
 Gathof B, → Gresser U, et al. 1222
 Gattermann N, → Thomas M, et al. 539
 Gehrig W, → Weise F, et al. 26
 Geiger H, → Heidbreder E, et al. 1127
 Geiling H, → Weber T, et al. 951
 Geissler W, → Schaaf L, et al. 669
 Gerber H, → Müller P, et al. 332
 Gerhardt P, Frommhold W 435
 Gerok W, → Häussinger D, et al. 175
 Gerok W, → Knauf H, et al. 545
 Gerzer R, → Heim J-M, et al. 709
 Gerzer R, → Karrenbrock B, et al. 213
 Giani G, → Kindler J, et al. 1042
 Gil Extremera B, → Garcia Ontiveros A, et al. 496
 Gil Extremera B, → Ruiz Martínez M, et al. 507
 Glasmacher AG, → Robertz-Vaupel GM, et al. 1076
 Glück H, → Jakober B, et al. 447
 Glück S, → Söhngen D, et al. 1071
 Goebel F-D, → Bogner JR, et al. 393, 1050
 Goedert JJ, → Reibnegger G, et al. 43
 Goerg KJ, → Knauf H, et al. 545
 Goës R, → Walker S, et al. 187
 Goetz CG, → Diederich N, et al. 935
 Gonzalez-Buitrago JM, → Laso Guzmán FJ, et al. 183
 Goodnight J, → Baumgartner FJ, et al. 619
 Goos M, → Brockmeyer NH, et al. 1229
 Goronzy JJ, Weyand CM 735

- Goto I, Antoku Y, Hayakawa T **49**
- Gottmann K, → Heim J-M, et al. **709**
- Götz R, → Heidbreder E, et al. **1127**
- Grabensee B, → Plum J, et al. **476**
- Green DR, → Faist E, et al. **1202**
- Greschner M, → Schaaf L, et al. **669, 1037**
- Gresser U, Gathof B, Zöllner N **1222**
- Gresser U, → Zöllner N, et al. **101**
- Greten H, → Grosser S, et al. **806**
- Grönc H-J, Laue A, Fuchs E **758**
- Gröne H-J, → Weidhase A, et al. **880**
- Gross AJ, → Jelkmann W **289**
- Gross M, Morisaki T, Pongratz D, Holmes EW, Zöllner N **1084**
- Grosser S, Kreyman G, Mcierling St, Daerr W, Raedler A, Greten H **806**
- Grötz J, → Koneremann M, et al. **1059**
- Grube E, → Schmieder R, et al. **256**
- Grünert J **757**
- Grunewald RW, → Kinne RK-H, et al. **199**
- Grupp C, → Kinne RK-H, et al. **199**
- Guder WG, Beck FX, Schmolke M **1091**
- Guggenmoos-Holzmann I, → Deininger S, et al. **906**
- Guggenmoos-Holzmann I, → Kiese M, et al. **1082**
- Guggenmoos-Holzmann I, → Stark K, et al. **415**
- Guhlke U, → Rath W, et al. **768**
- Gurland HJ **757**
- Haas HG, Liebrich BM, Schaffner W **359**
- Habenicht A **1065**
- Habenicht AJR, Salbach P, Schettler G **53**
- Haberl R, Steinbeck G **744**
- Habersetzer R, → Scheidt W von, et al. **241**
- Haegele U, → Reimers CD, et al. **335**
- Hagenmüller F, → Lersch C, et al. **523**
- Hahn D, → Zoller WG, et al. **830**
- Halimi P, → Sigal R, et al. **396**
- Hamann K, → Barleben H, et al. **518**
- Hammer C **430**
- Hančínová D, → Tajtáková M, et al. **503**
- Handt S, → Kindler J, et al. **1042**
- Hänsch GM, → Blaas P, et al. **247**
- Haratz D, Manny N, Raz I **94**
- Harrer T, Wolf B, Kersten W, Schwartz W, Bergner D, Kalden JR **864**
- Harsch I, → Paschke R, et al. **942**
- Harthus H-P, → Jahn G, et al. **1003**
- Hartmann A, → Fric M, et al. **1189**
- Hartmann A, → Riedel R-R, et al. **50**
- Hartung K, → Antes U, et al. **1066**
- Hauck R, Baur X **512**
- Haupt A, → Rath W, et al. **768**
- Hausen A, → Denz H, et al. **218**
- Hausen A, → Reibnegger G, et al. **43**
- Häusler G, → Benker G, et al. **1157**
- Hausser KH, Kalbitzer HR **396**
- Häussinger D **1096**
- Häussinger D, Steeb R, Gerok W **175**
- Häussinger D, → Lehmann M, et al. **873**
- Häußinger K, → Dörfler H, et al. **388**
- Hayakawa T, → Goto I, et al. **49**
- Hecht A, Lunzenauer K **331**
- Heering P, → Plum J, et al. **476**
- Heidbreder E, Bahner U, Hess M, Geiger H, Götz R, Kirsten R, Rascher W, Heidland A **1127**
- Heiden W an der, → Nowotny B, et al. **964**
- Heidland A, → Heidbreder E, et al. **1127**
- Heilmann L, Schmid-Schönbein H **559**
- Heilmeyer L, → Cremer H-D, et al. **523**
- Heim J-M, Gottmann K, Weil J, Schiffil H, Lauster F, Loeschke K, Gerzer R **709**
- Heim J-M, → Karrenbrock B, et al. **213**
- Heine H, → Barleben H, et al. **518**
- Heinicke A, → Eiff M von, et al. **372**
- Heinrich B, → Bogner JR, et al. **393, 1050**
- Heinz HP, → Antes U, et al. **1066**
- Hemmer ChJ, Kern P, Radtke KP, Egbring RE, Nawroth PP, Dietrich M **281**
- Henning HV, → Schrader J, et al. **774**
- Hensen J, Buhl M, Bähr V, Oelkers W **608**
- Henze Th, Prange HW, Talaritschik J, Rumpf KW **1183**
- Herberhold C, → Fric M, et al. **1189**
- Herfarth C, → Rentchnick P, et al. **1194**
- Herken H, → Born GVR, et al. **182**
- Hermanek P, → Spiessl B, et al. **984**
- Hermann E, → Mayet W-J, et al. **685**
- Hermans H, → Zoller WG, et al. **830**
- Hermus A, → Hobma S, et al. **981**
- Herold M, → Tilg H, et al. **1083**
- Herrmann Ch, → Scholz KH, et al. **823**
- Herrmann M, → Krapf FE, et al. **299**
- Herzer P, → Schewe S, et al. **466**
- Herzog P, → Leopolder-Ochsendorf A, et al. **83**
- Hess B, Binswanger U **874**
- Hess M, → Heidbreder E, et al. **1127**
- Heydenreich F, → Weise F, et al. **26**
- Hinrichsen H, → Linde M, et al. **921**
- Hintze G **647**
- Hippéli R, → Walker S, et al. **187**
- Hirche H, → Kraatz C, et al. **583**
- Hobma S, Hermus A, Pieters G, Smals A, Kloppenborg P **981**
- Hodenberg E von, → Feussner G **526**
- Hofferberth B, Brune GG **580**
- Hoffmann H, → Spannagl M, et al. **901**
- Hoffmeister HM, Hörmann H-P, Beyer M, Seipel L **1178**
- Hoffmeister H, → Kohlmeier L **454**
- Högl L, → Huhn C, et al. **853**
- Hollenbeck M, → Plum J, et al. **476**
- Holmes EW, → Gross M, et al. **1084**
- Holtermüller KH, → Leopolder-Ochsendorf A, et al. **83**
- Holtmeier H-J, → Cremer H-D, et al. **523**
- Holubarsch C, → Just H, et al. **345**
- Holzer E, → Mayer W, et al. **431**
- Holzgreve H, → Kormann BA, et al. **1027**
- Hombach V, → Schmidt A, et al. **286**
- Hombach V, → Wieshammer S, et al. **436**
- Hopf HC, → Schröder JM, et al. **345**
- Hopfenmüller W, → Weinke Th, et al. **277**
- Hörmann H-P, → Hoffmeister HM, et al. **1178**
- Horn A, Avenarius HJ, Deicher H **460**
- Horn K, → Spes CH, et al. **872**
- Horowski R, → Wüster C, et al. **384**
- Horst H-J, → Zabel P, et al. **1217**
- Hötzel D, → Cremer H-D, et al. **523**
- Huang C **149**
- Huber C, → Tilg H, et al. **1083**
- Huber H, → Denz H, et al. **218**
- Huber I, → Scheidt W von, et al. **241**
- Hübner G, → Reimers CD, et al. **335**
- Huck K, → Schaaf L, et al. **1037**
- Huhn C, Nerl C, Siebert A, Högl L, Doering W, Kaboth W, Eichenlaub D **853**
- Husen N van, → Eiff M von, et al. **372**
- Ikenoue H, → Yoshinari M, et al. **441**
- Ivanyi P **773**
- Jacob K, → Scheidt W von, et al. **241**
- Jahn G, Harthus H-P, Bröker M, Borisch B, Platzer B, Plachter B **1003**
- Jahn HA, → Weidmann P, et al. **269**

- Jakober B, Lingenfeller T, Glück H, Maassen T, Overkamp D, Renn W, Eggstein M **447**
- Janitschke K, → Weinke Th, et al. **277**
- Jaresch S, Kley HK, Schlaghecke R **328**
- Jaspers C, → Benker G, et al. **1157**
- Jelkmann W, Gross AJ **289**
- Jelkmann W, Wiedemann G **403**
- Jochum M, → Spannagl M, et al. **901**
- Jonge JPA de, → Riedel R-R, et al. **50**
- Jung K, → Barleben H, et al. **518**
- Junga G, → Franke-Raue K, et al. **597**
- Junge E, → Eiff M von, et al. **372**
- Jungmann E, → Eisenhauer T, et al. **750**
- Junker L, → Barleben H, et al. **518**
- Jürgens U, → Baumgart P, et al. **723**
- Jürgensen O **1049**
- Jurna I, Carlsson K-H, Kömen W, Bonke D **129**
- Just H, Holubarsch C, Scholz H **345**
- Kaboth U, Rumpf KW, Lipp T, Bigge J, Nauck M, Beyer J-H, Seyde W, Kaboth W **18**
- Kaboth W, → Huhn C, et al. **853**
- Kaboth W, → Kaboth U, et al. **18**
- Kaffarnik H, → Meyer JG, et al. **60**
- Kalbitzer HR, → Hausser KH **396**
- Kalden JR, → Harrer T, et al. **864**
- Kalden JR, → Krapf FE, et al. **299**
- Kammerhuber F, → Lind P, et al. **472**
- Kamps B, → Kamradt T, et al. **1203**
- Kamradt T, Niese D, Brackmann HH, Schneweis KE, Kamps B, Loo B van Euler P **1203**
- Kandt M, → Schrader J, et al. **774**
- Karrenbrock B, Heim J-M, Gerzer R **213**
- Karsch K-R, → Dittmann H, et al. **263**
- Kauert B, Schoppek B, Clarmann M v, Felgenhauer N **96**
- Kaumeier S, → Nowotny B, et al. **964**
- Kaumeier S, → Paschke R, et al. **942**
- Keck E, → Leicht E, et al. **678**
- Keck FS, → Duntas L, et al. **1013**
- Kehrer G, Bretschneider HJ **223**
- Keller E, → Dobos GJ, et al. **976**
- Kern P, → Hemmer ChJ, et al. **281**
- Kersten W, → Harrer T, et al. **864**
- Khalaf A-N, → Lehmann M, et al. **873**
- Kienecker EW, Becker KW, Dick P **146**
- Kiese M, Lenz K, Guggenmoos-Holzmann I, Stark K, Bienzle U **1082**
- Kieselbach F, Kotanko P **869**
- Kiess W, → Weimann E **985**
- Kindler J, Giani G, Handt S, Sieberth H-G **1042**
- Kinne RK-H, Grupp C, Grunewald RW **199**
- Kiparski A v, Frei D, Fierz W, Frei G, Uhlschmid G, Largiader F, Binswanger U **408**
- Kirch W, → Linde M, et al. **921**
- Kirchner H, → Atzpodien J **1**
- Kirsten R, → Heidbreder E, et al. **1127**
- Kleber FX, → Mayer W, et al. **431**
- Klehr H-U, → Fric M, et al. **1189**
- Klein M, → Rosen A, et al. **537**
- Klein W, → Eber B, et al. **594**
- Kleinberger G, → Deutsch E, et al. **788**
- Kleinböhl D, → Nowotny B, et al. **964**
- Kley HK, → Jaresch S, et al. **328**
- Klima G, → Eber B, et al. **594**
- Kloppenborg P, → Hobma S, et al. **981**
- Klotz U, → Walker S, et al. **959**
- Klussmann R **984**
- Knauf H, Kölle EU, Mutschler E **692**
- Knauf H, Wenk E, Schölmerich J, Goerg KJ, Gerok W, Leser HG, Mutschler E **545**
- Kniemeyer HW, Merckle R, Stühmeier K, Sandmann W **1208**
- Knüttgen D, Weidemann D, Doehn M **1168**
- Köbberling J, Pickardt CR **886**
- Koch EMW, → Brüggemann G, et al. **116**
- Koch HH, → Mann H **629**
- Koch HH, → Mann K **627**
- Koehler CO, → Brüggemann G, et al. **116**
- Koehler CO, → Kuhlwein A, et al. **107**
- Koenig W, → Schmidt A, et al. **286**
- Kohl FV, → Schmidt JA, et al. **191**
- Köhler E **532**
- Kohlmeier L, Hoffmeister H **454**
- Kölle EU, → Knauf H, et al. **692**
- Költringer P, → Lind P, et al. **472**
- Kömen W, → Jurna I, et al. **129**
- Konermann M, Grötz J, Sorge-Hädicke B, Sanner B **1059**
- König M, → Vogelberg KH, et al. **588**
- Koop H, → Lankisch PG, et al. **565**
- Kormann BA, Holzgreve H, Wolff-Kormann PG, Riedel KG **1027**
- Köster O, → Robertz-Vaupel GM, et al. **1076**
- Köster W, → Söhngen D, et al. **1071**
- Kotanko P, → Kieselbach F **869**
- Kraatz C, Benker G, Weber F, Lüdecke D, Hirche H, Reinwein D **583**
- Kramer A, → Rath W, et al. **768**
- Krämer A, → Reibnegger G, et al. **43**
- Kramer HJ, Bäcker A, Kramnitz G, Meyer-Lehnert H, Michel H **1112**
- Kramnitz G, → Kramer HJ, et al. **1112**
- Krapf FE, Herrmann M, Leitmann W, Schwartländer B, Kalden JR **299**
- Krause A, → Schmidt JA, et al. **191**
- Krause U, → Weber T, et al. **951**
- Kreiker C, → Zabel P, et al. **1217**
- Kreuzer H, → Schmidt T, et al. **294**
- Kreuzer H, → Scholz KH, et al. **823**
- Kreymann G, → Grosser S, et al. **806**
- Kribben A, → Sharma AM, et al. **664**
- Kronberger-Schaffer E, → Eber B, et al. **594**
- Krück F **788**
- Krüger H, → Schewe S, et al. **466**
- Krüger K, → Zöllner N, et al. **739**
- Küffer G, → Dörfler H, et al. **388**
- Kuhls S, → Wehling M, et al. **71**
- Kuhlwein A, Meyer HJ, Koehler CO **107**
- Kühn HA, → Cremer H-D, et al. **523**
- Kuhn W, → Rath W, et al. **768**
- Kuhnle U, → Wehling M, et al. **71**
- Künau J, → Cremer H-D, et al. **523**
- Kuntz BME, → Söhngen D, et al. **1071**
- Kuramoto K, → Yamanouchi H, et al. **1173**
- Kuroda T, → Yoshinari M, et al. **441**
- Kurowski V, → Wood WG, et al. **324**
- Kusterer K, → Schaaf L, et al. **1037**
- Laggner AN, → Deutsch E, et al. **788**
- Landgraf R, → Spes CH, et al. **872**
- Langer H-J, → Leicht E, et al. **678**
- Langer M **475**
- Langer P, → Tajtáková M, et al. **503**
- Langsteger W, → Lind P, et al. **472**
- Lankisch PG, Buschmann-Kaspari H, Otto J, Schröder K, Koop H **565**
- Largiader F, → Kiparski A v, et al. **408**
- Laso Guzmán FJ, Gonzalez-Buitrago JM, Vela R, Cava F, Castro S de **183**
- Laue A, → Gröne H-J, et al. **758**
- Laukamm-Josten U, → Deininger S, et al. **906**
- Lauster F, → Heim J-M, et al. **709**
- Lechleitner P, → Tilg H, et al. **1083**

- Ledergerber B, → Opravil M, et al. **397**
- Leffler J, → Nitsch J, et al. **673**
- Lehmann M, Petersen KG, Khalaf A-N, Häussinger D, Büchner C, Sellinger M, Peter K **873**
- Leicht E, Biro G, Keck E, Langer H-J **678**
- Leitmann W, → Krapf FE, et al. **299**
- Lenz K, → Deutsch E, et al. **788**
- Lenz K, → Kiese M, et al. **1082**
- Leonhardt A, → Bommer M, et al. **552**
- Leopolder-Ochsendorf A, Ochsendorf FR, Tews KH, Milbradt R, Herzog P, Holtermüller KH **83**
- Lersch C, Gain T, Siemens M v, Hagenmüller F, Classen M **523**
- Leser HG, → Knauf H, et al. **545**
- Lewis RE Jr, → Cruse JM **402**
- Liebrich BM, → Haas HG, et al. **359**
- Lind P, Langsteiger W, Költlinger P, Eber B, Kammerhuber F, Smolle-Jüttner F, Eber O **472**
- Linde M, Hinrichsen H, Schubert S, Kirch W **921**
- Lingenfeller T, → Jakober B, et al. **447**
- Linke E, → Stein G, et al. **1150**
- Lipp T, → Kaboth U, et al. **18**
- Lippert TH **581**
- Loeffler M, → Diehl V, et al. **905**
- Loeschke K, → Heim J-M, et al. **709**
- Löhrs U, → Mißler U, et al. **342**
- Loo B van Euler P, → Kamradt T, et al. **1203**
- Loo J van de, → Eiff M von, et al. **372**
- Loos M, → Antes U, et al. **1066**
- Loos U, → Duntas L, et al. **1013**
- Lorenz J, Müller-Quernheim J, Castillo-Höfer C, Doboszyńska A, Ferlinz R **728**
- Löser Chr, Fölsch UR, Peiper H-J, Schuster R, Creutzfeldt W **780**
- Lotterer E, → Bircher J **475**
- Lovett DH, → Davies M, et al. **1145**
- Lüdecke D, → Kraatz C, et al. **583**
- Lüderitz B **1216**
- Lüderitz B, Antoni H **517**
- Lüderitz B, → Nitsch J, et al. **673**
- Ludwig M, Wetzig H, Sauer A, Vetter H **570**
- Lüning M, Felix R **1075**
- Lunzenauer K, → Hecht A **331**
- Lütcke A, → Schmidt JA, et al. **191**
- Lüthy R, → Opravil M, et al. **397**
- Lutz H **840**
- Maassen T, → Jakober B, et al. **447**
- Maciejewski W, → Mayer W, et al. **431**
- Mack M, → Mißler U, et al. **342**
- Mair J, → Tilg H, et al. **1083**
- Maldonado Martín A, → Ruiz Martínez M, et al. **507**
- Malinovský E, → Tajtáková M, et al. **503**
- Mann H, Koch HH **629**
- Mann K **650**
- Mann K, Koch HH **627**
- Mannebach H, → Bogunovic N, et al. **532**
- Manns M, → Mayet W-J, et al. **685**
- Manny N, → Haratz D, et al. **94**
- Margraf J, Schneider S **1202**
- Mariß G, → Schmidt JA, et al. **191**
- Markl A, → Scheidt W von, et al. **241**
- Marten J, → Scholz KH, et al. **823**
- Martin J, → Davies M, et al. **1145**
- Matter L, → Stupp R, et al. **971**
- Matuschke A, → Bogner JR, et al. **393, 1050**
- Mauerberger A, → Wagner G **1156**
- Mayer P, → Vogelberg KH, et al. **588**
- Mayer W, Kleber FX, Wilske B, Preac-Mursic V, Maciejewski W, Sigl H, Holzer E **431**
- Mayet W-J, Hermann E, Bachmann M, Manns M, Meyer zum Büschenfelde K-H **685**
- Mehnert H, → Stiegler H, et al. **380**
- Meierling St, → Grosser S, et al. **806**
- Meier-Ruge W **453**
- Meinke J, → Walker S, et al. **959**
- Merckle R, → Kniemeyer HW, et al. **1208**
- Mertins L, → Brockmeyer NH, et al. **1229**
- Meske S, → Dobos GJ, et al. **976**
- Meyer E, → Stark K, et al. **415**
- Meyer HJ, → Kuhlwein A, et al. **107**
- Meyer JG, Renczes JG, Kafarnik H **60**
- Meyer zum Büschenfelde K-H, → Mayet W-J, et al. **685**
- Meyer-Lehnert H, → Kramer HJ, et al. **1112**
- Michel H, → Kramer HJ, et al. **1112**
- Middeke M, → Bogner JR, et al. **1032**
- Middeke M, → Zoller WG, et al. **830**
- Miehle W, → Fehr K, et al. **453**
- Mihatsch MJ, → Fuhrer JA, et al. **1198**
- Mihatsch MJ, → Stupp R, et al. **971**
- Milbradt R, → Leopolder-Ochsendorf A, et al. **83**
- Miñarro del Moral J, → Garcia Ontiveros A, et al. **496**
- Mißler U, Mack M, Nowak G, Müller-Esch G, Reusche E, Borgis K-J, Löhrs U, Arnold H **342**
- Mitchner J, → Baumgartner FJ, et al. **485**
- Möller G **32, 212, 217, 440, 905, 1075, 1177**
- Moore TC, → Baumgartner FJ, et al. **485**
- Moreno Abadía V, → Ruiz Martínez M, et al. **507**
- Mori T, → Schlondorff D **1138**
- Morisaki T, → Gross M, et al. **1084**
- Moser R, → Christen RD, et al. **427**
- Mudra H, → Spes CH, et al. **872**
- Müller F, Seifert O **453**
- Müller HE **240**
- Müller P, Schlimok G, Gerber H, Renner D **332**
- Müller R, → Deininger S, et al. **906**
- Müller R, → Stark K, et al. **415**
- Müller Th, → Oster P, et al. **421**
- Müller-Esch G, → Mißler U, et al. **342**
- Müller-Klieser W, → Wiedemann G, et al. **33**
- Müller-Quernheim J, → Lorenz J, et al. **728**
- Munker R, → Schleunig M **841**
- Mutschler E, → Knauf H, et al. **545, 692**
- Naber D, → Bommer M, et al. **552**
- Nachbaur D, → Denz H, et al. **218**
- Naegele M, → Reimers CD, et al. **335**
- Nasemann T, Sauerbrey W **487**
- Nauck M, → Kaboth U, et al. **18**
- Nawroth PP, → Hemmer ChJ, et al. **281**
- Nayler WG **984**
- Neftel KA, → Christen RD, et al. **427**
- Neftel KA, → Schindler JM **237**
- Nerl C, → Bogner JR, et al. **393**
- Nerl C, → Huhn C, et al. **853**
- Neu U, → Schrader J, et al. **774**
- Neuhaus KL, → Scholz KH, et al. **823**
- Niese D, → Kamradt T, et al. **1203**
- Ninnemann JL, → Faist E, et al. **1202**
- Nitsch J, Leffler J, Lüderitz B **673**
- Nordestgaard AG, → Baumgartner FJ, et al. **619**
- Nowak G, → Mißler U, et al. **342**
- Nowotny B, Teuber J, Heiden W an der, Schlote B, Kleinböhl D, Schmidt R, Kaufmeier S, Usadel KH **964**
- Oberleithner H **1087**
- Obernosterer A, → Eber B, et al. **594**
- Ochsendorf FR, → Leopolder-Ochsendorf A, et al. **83**
- Oelkers W, → Hensen J, et al. **608**
- Öfner D, → Sandbichler P, et al. **290**
- Ohlmeier H, → Bogunovic N, et al. **532**
- Okamura K, → Yoshinari M, et al. **441**
- Olek K, → Poller W, et al. **857**

- Ollenschläger G, → Albus C, et al. 77
- Opravil M, Weber R, Ledergerber B, Speich R, Siegenthaler W, Lüthy R 397
- Oster P, Müller Th, Schmidt-Gayk H, Schlierf G 421
- Otte J, → Wees J van, et al. 1054
- Otto J, → Lankisch PG, et al. 565
- Overkamp D, → Jakober B, et al. 447
- Paschke R, Harsch I, Schlote B, Vardarli I, Schaaf L, Kaumeier S, Teuber J, Usadel KH 942
- Paschke R, → Schaaf L, et al. 1037
- Paulley JW, Pelser HE 341
- Peiper H-J, → Löser Chr, et al. 780
- Pelser HE, → Paulley JW 341
- Permanetter W, → Dörfler H, et al. 388
- Pernthaler H, → Sandbichler P, et al. 290
- Peter HH, → Blaas P, et al. 247
- Peter HH, → Dobos GJ, et al. 976
- Peter K, → Lehmann M, et al. 873
- Peters R, → Albus C, et al. 77
- Petersen KG, → Lehmann M, et al. 873
- Pfeifer U, → Fric M, et al. 1189
- Pfeiffer EF, → Duntas L, et al. 1013
- Pfeilschifter J 1134
- Pfreundschuh M, → Diehl V, et al. 905
- Pickardt CR, → Köbberling J 886
- Pickardt R, → Bommer M, et al. 552
- Pieters G, → Hobma S, et al. 981
- Pizzulii L, → Robertz-Vaupel GM, et al. 1076
- Plachter B, → Jahn G, et al. 1003
- Platt D 396, 1194
- Platzer B, → Jahn G, et al. 1003
- Plum J, Hollenbeck M, Heering P, Grabensee B 476
- Pohle HD, → Weinke Th, et al. 533
- Poller W, Faber J-P, Olek K 857
- Pongratz DE, → Reimers CD, et al. 335
- Pongratz D, → Gross M, et al. 1084
- Prange HW, → Henze Th, et al. 1183
- Preac-Mursic V, → Mayer W, et al. 431
- Purucker E, Wernze H 1008
- Quellhorst E 743
- Radtke KP, → Hemmer ChJ, et al. 281
- Raedler A, → Grosser S, et al. 806
- Raedsch R, Walter-Sack I, Weber E, Blessing J 488
- Rahn KH, → Baumgart P 320
- Rahn KH, → Baumgart P, et al. 723
- Rahn KH, → Bönner G 48, 511
- Rascher W, → Heidbreder E, et al. 1127
- Rath W, Schrader J, Guhlke U, Buhr-Schinner H, Haupt A, Kramer A, Kuhn W 768
- Rath W, → Schrader J, et al. 774
- Raue F, → Franke-Raue K, et al. 597
- Raz I, → Haratz D, et al. 94
- Redel DA 536
- Reibnegger G, Fuchs D, Goedert JJ, Hausen A, Krämer A, Werner ER, Werner-Felmayer G, Dierich MP, Wachter H 43
- Reibnegger G, → Denz H, et al. 218
- Reif M 1182
- Reimann H, → Barleben H, et al. 518
- Reimers CD, Naegele M, Hübner G, Haegele U, Wagner St, Pongratz DE 335
- Reinhart K, Eyrich K 525
- Reinwein D, → Benker G, et al. 1157
- Reinwein D, → Kraatz C, et al. 583
- Renczes JG, → Meyer JG, et al. 60
- Renn W, → Jakober B, et al. 447
- Renner D, → Müller P, et al. 332
- Rentchnick P, Herfarth C, Senn H-J 1194
- Rett K, → Stiegler H, et al. 380
- Reusche E, → Mißler U, et al. 342
- Richter K 297
- Ridderskamp P, Schlaghecke R 927
- Rieckmann P, Weber T, Felgenhauer K 12
- Riedel KG, → Kormann BA, et al. 1027
- Riedel R-R, Schmitt A, Jonge JPA de, Hartmann A 50
- Riegel W, → Dobos GJ, et al. 976
- Riesch W, → Weidmann P, et al. 269
- Ritz E, → Stein G, et al. 1150
- Ritz R, → Deutsch E, et al. 788
- Rob PM, Fandrey J 835
- Robertz-Vaupel GM, Glas-smacher AG, Vogel J, Vaupel HA, Köster O, Pizzulii L 1076
- Roos N, → Eiff M von, et al. 372
- Rosen A, Klein M, Beck A 537
- Rosenthal J, → Duntas L, et al. 1013
- Rubin E, Damjanov I 840
- Rüddel H, → Schmieder R, et al. 256
- Ruiz Martinez M, Gil Extremera B, Maldonado Martín A, Cantero Hinojosa J, Moreno Abadía V 507
- Rumpelt HJ, → Thoenes W, et al. 1102
- Rumpf KW, → Henze Th, et al. 1183
- Rumpf KW, → Kaboth U, et al. 18
- Runge U, → Weise F, et al. 26
- Ruschitzka F, → Schrader J, et al. 774
- Säger H-D, → Schaaf L, et al. 1037
- Salbach P, → Habenicht AJR, et al. 53
- Salzberger B, → Fätkenheuer G, et al. 89
- Sandbichler P, Pernthaler H, Schmid Th, Öfner D, Aigner F, Tötsch M, Schmid KW 290
- Sandkühler J, → Fu Q-G, et al. 125
- Sandmann W, → Kniemeyer HW, et al. 1208
- Sanner B, → Konermann M, et al. 1059
- Sato K, → Yoshinari M, et al. 441
- Sauer A, → Ludwig M, et al. 570
- Sauerbrey W, → Nasemann T 487
- Schaaf L, Greschner M, Geissler W, Ecker B, Seif FJ, Usadel KH 619
- Schaaf L, Greschner M, Paschke R, Kuserer K, Teuber J, Huck K, Schmidt R, Säger H-D, Usadel KH 1037
- Schaaf L, → Paschke R, et al. 942
- Schaefer K, → Stein G, et al. 1150
- Schäfer HM, → Albus C, et al. 77
- Schaffner W, → Haas HG, et al. 359
- Scharf RE, → Wehneier A, et al. 847
- Schattenfroh S, → Sharma AM, et al. 664
- Schattenkirchner M, → Fehr K, et al. 453
- Schatz H 635
- Scheidt W von, Böhm M, Huber I, Habersetzner R, Jacob K, Markl A, Autenrieth G 241
- Scheler F, → Schrader J, et al. 1119
- Scherberich J, → Eishnhauer T, et al. 750
- Scherer W, → Weiike Th, et al. 533
- Schettler G, → Habenicht AJR, et al. 53
- Scheurlen PG 296
- Schewe S, Herzer P, Krüger H 466
- Schiffli H 718
- Schiffli H, → Heir J-M, et al. 709
- Schiffli H, → Spannagl M, et al. 901
- Schild HH, Schweden F 435
- Schindler JM, Neftel KA 237
- Schlaak M, → Zabel P, et al. 1217
- Schlaghecke R, → Jarsch S, et al. 328
- Schlaghecke R, → Fidderskamp P 927
- Schlebusch H, → Schmieder R, et al. 256
- Schleinkofer L, → Wiedemann G, et al. 33
- Schleuning M, Munkler R 841
- Schlierf G, → Oster P, et al. 421
- Schlimok G, → Müller P, et al. 332
- Schlondorff D, Mori T 1138
- Schlossberg D 886
- Schlote B, → Nowotny B, et al. 964

- Schlote B, → Paschke R, et al. **942**
- Schlup R, → Christen RD, et al. **427**
- Schmelzle A, → Wüster C, et al. **384**
- Schmid KW, → Sandbichler P, et al. **290**
- Schmid Th, → Sandbichler P, et al. **290**
- Schmid-Schönbein H, → Heilmann L **559**
- Schmidt A, Bunjes D, Friedrich J, Koenig W, Eggeling T, Hombach V **286**
- Schmidt JA, Krause A, Feddersen CO, Kohl FV, Mariß G, Lütcke A, Wichert P von **191**
- Schmidt R, → Nowotny B, et al. **964**
- Schmidt R, → Schaaf L, et al. **1037**
- Schmidt T, Tebbe U, Schrader J, Brune S, Kreuzer H **294**
- Schmidt-Gayk H, → Oster P, et al. **421**
- Schmieder R, Grube E, Rüdchel H, Schlebusch H, Schulte W **256**
- Schmitt A, → Riedel R-R, et al. **50**
- Schmittenbecher PP, Endres W **346**
- Schmolke M, → Guder WG, et al. **1091**
- Schneider A, → Stein G, et al. **1150**
- Schneider S, → Margraf J **1202**
- Schneider T **576**
- Schneider W, → Söhngen D, et al. **1071**
- Schneider W, → Thomas M, et al. **539**
- Schneider W, → Wehmeier A, et al. **847**
- Schneweis KE, → Kamradt T, et al. **1203**
- Schoel G, → Schrader J, et al. **774, 1119**
- Schohn DC, → Weidmann P, et al. **269**
- Schollmeyer P, → Ballé C **38**
- Schollmeyer P, → Dobos GJ, et al. **976**
- Schölmerich J, → Knauf H, et al. **545**
- Schölmerich P, → Schuster HP, et al. **1182**
- Scholz A, → Wüster C, et al. **384**
- Scholz H, → Just H, et al. **345**
- Scholz KH, Marten J, Herrmann Ch, Spaar U, Tebbe U, Neuhaus KL, Kreuzer H **823**
- Schönborn H, → Schuster HP, et al. **1182**
- Schoppek B, → Kauert B, et al. **96**
- Schrader J, Schoel G, Scheler F **1119**
- Schrader J, Tebbe U, Borries M, Ruschitzka F, Schoel G, Kandt M, Warneke G, Züchner C, Weber MH, Neu U, Rath W, Henning HV **774**
- Schrader J, → Rath W, et al. **768**
- Schrader J, → Schmidt T, et al. **294**
- Schrappe-Bächer M, → Fätkenheuer G, et al. **89**
- Schreiber MA, → Bogner JR, et al. **393**
- Schröder JM, Hopf HC, Wagner G, Amelung F **345**
- Schröder K, → Lankisch PG, et al. **565**
- Schubert S, → Linde M, et al. **921**
- Schuff-Werner P, → Weidhase A, et al. **880**
- Schulte W, → Schmieder R, et al. **256**
- Schultes U, → Weinke Th, et al. **277**
- Schultze JL, → Stettin A, et al. **896**
- Schulz G, → Weber T, et al. **951**
- Schüpbach J **32**
- Schuster HP, Schölmerich P, Schönborn H, Baum P **1182**
- Schuster HP, → Deutsch E, et al. **788**
- Schuster R, → Löser Chr, et al. **780**
- Schwartländer B, → Krapf FE, et al. **299**
- Schwartz A, → Born GVR, et al. **182**
- Schwartz W, → Harrer T, et al. **864**
- Schweden F, → Schild HH **435**
- Schwinger RHG, Böhm M, Erdman E **797**
- Schwinger RHG, → Böhm M, et al. **887**
- Seibold H, → Wieshammer S, et al. **436**
- Seidel D, → Thierry J, et al. **814**
- Seidl S, → Spielmann W **1156**
- Seif FJ, → Schaaf L, et al. **669**
- Seifert O, → Müller F **453**
- Seipel L, → Dittmann H, et al. **263**
- Seipel L, → Hoffmeister HM, et al. **1178**
- Sellinger M, → Lehmann M, et al. **873**
- Senn H-J, → Rentchnick P, et al. **1194**
- Seyde W, → Kaboth U, et al. **18**
- Seyferth W, → Zeitler E **840**
- Sharma AM, Arntz H-R, Kribben A, Schattenfroh S, Distler A **664**
- Sharma SK, → Dakshinamurti K, et al. **142**
- Shaw SG, → Weidmann P, et al. **269**
- Shimada H, → Yamanouchi H, et al. **1173**
- Siebert A, → Huhn C, et al. **853**
- Sieberth H-G, → Kindler J, et al. **1042**
- Siegel EG **306**
- Siegenthaler W, → Opravil M, et al. **397**
- Siemens M v, → Lersch C, et al. **523**
- Sigal R, Doyon D, Halimi P, Atlan H **396**
- Sigl H, → Mayer W, et al. **431**
- Simon C, Stille W **522**
- Smals A, → Hobma S, et al. **981**
- Smolle-Jüttner F, → Lind P, et al. **472**
- Söhngen D, Köster W, Kuntz BME, Glück S, Schneider W **1071**
- Sonnenberg E van **25**
- Sorg M, → Zöllner N, et al. **739**
- Sorge-Hädicke B, → Konermann M, et al. **1059**
- Spaar U, → Scholz KH, et al. **823**
- Spagnolo N, → Fontana F, et al. **313**
- Spannagl M, Schiffel H, Hoffmann H, Jochum M **901**
- Spanuth E, → Vogel G **1020**
- Speich R, → Opravil M, et al. **397**
- Spengel FA, → Stautner-Brückmann C **1195**
- Spes CH, Angermann CE, Horn K, Strasser T, Mudra H, Landgraf R, Theisen K **872**
- Spielmann W, Seidl S **1156**
- Spießl B, Beahrs OH, Hermanek P **984**
- Spüler M, → Dimpfel W, et al. **136**
- Stark K, Müller R, Guggenmoos-Holzmann I, Deininger S, Meyer E, Bienzle U **415**
- Stark K, → Kiese M, et al. **1082**
- Stautner-Brückmann C, Spengel FA **1195**
- Stechemesser E, → Stettin A, et al. **896**
- Steeb R, → Häussinger D, et al. **175**
- Steimann R, → Eiff M von, et al. **372**
- Stein G, Schneider A, Toß H, Linke E, Schaefer K, Ritz E **1150**
- Steinbeck G, → Haberl R **744**
- Steinhausen M, → Zimmerhackl LB, et al. **166**
- Stettin A, Schultze JL, Stechemesser E, Berg PA **896**
- Stiegler H, Wicklmayr M, Rett K, Mehnert H **380**
- Stille W, → Simon C **522**
- Störkel S, → Thoenes W, et al. **1102**
- Strasser T, → Spes CH, et al. **872**
- Streuli RA, → Fuhrer JA, et al. **1198**
- Streuli RA, → Stupp R, et al. **971**
- Struve C **402**
- Stühmeier K, → Kniemeyer HW, et al. **1208**
- Stupp R, Mihatsch MJ, Matter L, Streuli RA **971**
- Tajták J, → Tajtáková M, et al. **503**
- Tajtáková M, Hančinová D, Langer P, Tajták J, Földes O, Malinovský E, Varga J **503**
- Talartschik J, → Eisenhauer T, et al. **750**
- Talartschik J, → Henze Th, et al. **1183**
- Tebbe U, → Schmidt T, et al. **294**
- Tebbe U, → Scholz KH, et al. **823**
- Tebbe U, → Schrader J, et al. **774**
- Tegtmeier F-K, → Wees J van, et al. **1054**
- Teuber J, → Nowotny B, et al. **964**
- Teuber J, → Paschke R, et al. **942**
- Teuber J, → Schaaf L, et al. **1037**
- Tews KH, → Leopolder-Ochsendorf A, et al. **83**

- Thaler J, → Denz H, et al. **218**
 Theisen K, → Spes CH, et al. **872**
 Theisen K, → Wehling M, et al. **71**
 Thiery J, Creutzfeldt C, Creutzfeldt W, Walli AK, Seidel D **814**
 Thoenes W, Rumpelt HJ, Störkel S **1102**
 Thomas GJ, → Davies M, et al. **1145**
 Thomas M, Gattermann N, Schneider W **539**
 Thomas W, → Albus C, et al. **77**
 Tilg H, Mair J, Herold M, Aulitzky WE, Lechleitner P, Dienstl F, Huber C **1083**
 Tillmann K, → Fehr K, et al. **453**
 Tölle R, Buchkremer G **430**
 Toporsch M, → Eber B, et al. **594**
 Toß H, → Stein G, et al. **1150**
 Tötsch M, → Sandbichler P, et al. **290**
 Tracy S, → Wiegand V, et al. **914**
 Treiber G, → Walker S, et al. **959**
 Uhlschmid G, → Kiparski A v, et al. **408**
 Unterberg C, → Weidhase A, et al. **880**
 Usadel KH, → Nowotny B, et al. **964**
 Usadel KH, → Paschke R, et al. **942**
 Usadel KH, → Schaaf L, et al. **669, 1037**
 Vaith P, → Dobos GJ, et al. **976**
 Vardarli I, → Paschke R, et al. **942**
 Varga J, → Tajtáková M, et al. **503**
 Vaughan Williams EM **1026**
 Vaupel HA, → Robertz-Vaupel GM, et al. **1076**
 Vecsei P, → Franke-Raue K, et al. **597**
 Vela R, → Laso Guzmán FJ, et al. **183**
 Vetter H, → Ludwig M, et al. **570**
 Voelker W, → Dittmann H, et al. **263**
 Vogel G, Spanuth E **1020**
 Vogel J, → Robertz-Vaupel GM, et al. **1076**
 Vogelaers D, → Wilde V de, et al. **615**
 Vogelberg KH, Mayer P, König M **588**
 Vollmar AM **699**
 Wachter H, → Denz H, et al. **218**
 Wachter H, → Reibnegger G, et al. **43**
 Wackenheim A, Badoz A **773**
 Wagenknecht C, → Barleben H, et al. **518**
 Wagner G **190**
 Wagner G, Mauerberger A **1156**
 Wagner G, → Schröder JM, et al. **345**
 Wagner St, → Reimers CD, et al. **335**
 Walenta S, → Wiedemann G, et al. **33**
 Walger P, → Baumgart P, et al. **723**
 Walger P, → Eiff M von, et al. **372**
 Walker S, Hippéli R, Goës R **187**
 Walker S, Meinke J, Klotz U, Treiber G, Bode JC **959**
 Walli AK, → Thiery J, et al. **814**
 Walter-Sack I, → Raedsch R, et al. **488**
 Walter-Sack I, → Weber E **932**
 Walter-Sack I, → Zöllner N, et al. **101**
 Warneboldt D, → Eisenhauer T, et al. **750**
 Warneke G, → Schrader J, et al. **774**
 Weber B **537**
 Weber E **1085**
 Weber E, Walter-Sack I **932**
 Weber E, → Raedsch R, et al. **488**
 Weber F, → Kraatz C, et al. **583**
 Weber G, → Weinke Th, et al. **277**
 Weber L, → Wieshammer S, et al. **436**
 Weber MH, → Schrader J, et al. **774**
 Weber R, → Opravil M, et al. **397**
 Weber S, → Blaas P, et al. **247**
 Weber T, Schulz G, Beyer J, Geiling H, Cordes U, Diederich C, Krause U **951**
 Weber T, → Rieckmann P, et al. **12**
 Wees J van, Tegtmeyer F-K, Otte J, Wood WG, Braun J **1054**
 Wehling M, Kuhls S, Kuhnle U, Theisen K **71**
 Wehmeier A, Scharf RE, Schneider W **847**
 Wehr M, → Benker G, et al. **631**
 Wehrmann T, Caspary WF **602**
 Weidemann D, → Knüttgen D, et al. **1168**
 Weidhase A, Gröne H-J, Unterberg C, Schuff-Werner P, Wiegand V **880**
 Weidmann P, Schohn DC, Riesen W, Jahn HA, Ferrari P, Shaw SG, Beretta-Piccoli C **269**
 Weil J, → Heim J-M, et al. **709**
 Weimann E, Kiess W **985**
 Weinke Th, Scherer W, Pohle HD **533**
 Weinke Th, Weber G, Schultes U, Hopfenmüller W, Janitschke K **277**
 Weise F, Heydenreich F, Gehrig W, Runge U **26**
 Weismüller P, → Wieshammer S, et al. **436**
 Wenger R, Brandstetter BM **190**
 Wenk E, → Knauf H, et al. **545**
 Werner ER, → Denz H, et al. **218**
 Werner ER, → Reibnegger G, et al. **43**
 Werner-Felmayer G, → Reibnegger G, et al. **43**
 Werning C **580**
 Wernze H, → Purucker E **1008**
 Wetzig H, → Ludwig M, et al. **570**
 Weyand CM, → Goronzy JJ **735**
 White G, → Baumgartner FJ, et al. **619**
 Wichert P von, → Schmidt JA, et al. **191**
 Wicklmayr M, → Stiegler H, et al. **380**
 Wiedemann G, Müller-Klieser W, Walenta S, Schleinkofer L, Wood WG **33**
 Wiedemann G, → Jelkmann W **403**
 Wiegand V, Tracy S, Chapman N, Wucherpennig C **914**
 Wiegand V, → Weidhase A, et al. **880**
 Wieshammer S, Bode M, Weber L, Weismüller P, Binder T, Seibold H, Hombach V **436**
 Wilde V de, Vogelaers D, Colardyn F **615**
 Williams C, → Cotton PB **926**
 Wilms B, → Eiff M von, et al. **372**
 Wilske B, → Mayer W, et al. **431**
 Windeck R **637**
 Wirsching M **1177**
 Wolf B, → Harrer T, et al. **864**
 Wolf Ch, → Duntas L, et al. **1013**
 Wolff-Kormann PG, → Kormann BA, et al. **1027**
 Wood WG, Färber P, Kuroski V **324**
 Wood WG, → Wees J van, et al. **1054**
 Wood WG, → Wiedemann G, et al. **33**
 Wucherpennig C, → Wiegand V, et al. **914**
 Wüster C, Scholz A, Schmelzle A, Horowski R, Ziegler R **384**
 Yamanouchi H, Shimada H, Kuramoto K **1173**
 Yoshinari M, Kuroda T, Ike-noue H, Okamura K, Sato K, Fujishima M **441**
 Zabel P, Horst H-J, Kreiker C, Schlaak M **1217**
 Zeitler E, Seyferth W **840**
 Ziegler R, → Feussner G, et al. **65, 526**
 Ziegler R, → Franke-Raue K, et al. **597**
 Ziegler R, → Wüster C, et al. **384**
 Zimmerhackl LB, Fretschner M, Steinhausen M **166**
 Zimmermann M, → Fu Q-G, et al. **125**
 Zoller WG, Hermans H, Bogner JR, Hahn D, Middeke M **830**
 Zoller WG, → Bogner JR, et al. **1032**
 Zöllner N, Forth W **103, 105**
 Zöllner N, Gresser U, Walter-Sack I **101**
 Zöllner N, Sorg M, Krüger K **739**
 Zöllner N, → Cremer H-D, et al. **523**
 Zöllner N, → Dörfler H, et al. **388**
 Zöllner N, → Gresser U, et al. **1222**
 Zöllner N, → Gross M, et al. **1084**
 Züchner C, → Schrader J, et al. **774**

Duplexsonography in the Diagnosis* of Renovascular Hypertension

W.G. Zoller¹, H. Hermans¹, J.R. Bogner¹, D. Hahn², and M. Middeke¹

¹ Medizinische Poliklinik der Universität München (Prof. Dr. N. Zöllner)

² Zentrale Röntgenabteilung der Poliklinik (Prof. Dr. Dr. J. Lissner)

Summary. Duplexsonography (DS) has become a well established method for diagnosing peripheral vascular diseases. Technical developments (higher resolution of transducer and deeper penetration) have made also abdominal and retroperitoneal vessels, including renal arteries, accessible for duplexsonography. This method provides the opportunity to recognize renal artery stenoses causing renovascular hypertension without invasive procedures. We therefore examined 86 hypertensive patients with a high likelihood of renovascular hypertension. Due to technical problems (bowel gas, adipositas) we excluded 7 patients. 79 patients (17–79 years) were included in our study. Flow patterns of several renal vascular areas were evaluated while the renal artery was demonstrated on a B-scan. A spectrumanalysis included the evaluation of the frequency pattern (widening of the frequency band and loss of a frequency free window below the systolic rise?), the sloping of the diastolic shoulder, and the calculation of different parameters like accelerationindex, decelerationindex, resistanceindex, accelerationtime, and systolic peak velocity. The accuracy of DS in diagnosing renal artery stenoses was compared with arterial digital subtraction angiography (DSA).

Renal artery stenoses was diagnosed in 21 out of 158 renal arteries (13%). Except for the systolic peak velocity no significant correlations could be found of any of the indices from spectrumanalysis with hemodynamically significant stenoses (>50%). However, the following 3 criteria proved to be valuable signs of a hemodynamically significant stenoses: 1) Maximal systolic acceleration >3 m/s, 2) Steep sloping diastolic shoulder, and

3) Turbulence of all frequency ranges without a frequency free window below the systolic rise.

Compared with DSA the sensitivity of DS was 84,0%, the specificity was 98,5%, and the predictive value 91% in significant stenoses. Abdominal DS seems to be a potent noninvasive method in diagnosing renal artery stenoses with a good sensitivity and a high specificity and a high predictive value.

Key words: Duplexsonography – Renal artery stenosis – Hypertension – DSA

Hypertension caused by renal artery stenoses is the most common form of secondary hypertension [2]. Since the diagnosis of renovascular hypertension has important clinical implications with regard to surgery and angioplasty treatment or medical therapy, an easy accessible noninvasive diagnostic test is desirable. The technical progress in combining conventional ultrasonography and Doppler echo (duplexsonography) has enabled the assessment of blood flow spectrumanalysis in renal arteries. We therefore initiated a prospective study to evaluate sensitivity and specificity of duplexsonography (DS) as compared with DSA. Furthermore the value of different Doppler parameters like accelerationindex, decelerationindex, resistanceindex, accelerationtime, and systolic peak velocity should be tested.

Methods

Patients. From May 1988 to October 1989 all hypertensive patients of the Medizinische Poliklinik with signs of secondary hypertension, e.g. severe hypertension, high diastolic blood pressure, accel-

* Herrn Prof. Dr. med. W. Seitz zum 85. Geburtstag gewidmet

Abbreviations: DSA = arterial Digital subtraction angiography

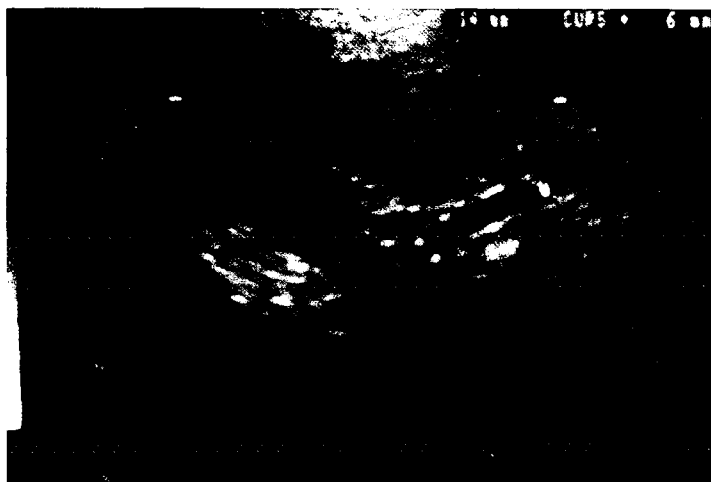


Fig. 1. Illustration of the right kidney (cross section) and the right renal artery on B-scan with positioning of the Doppler sample volume in the renal artery (white dot)

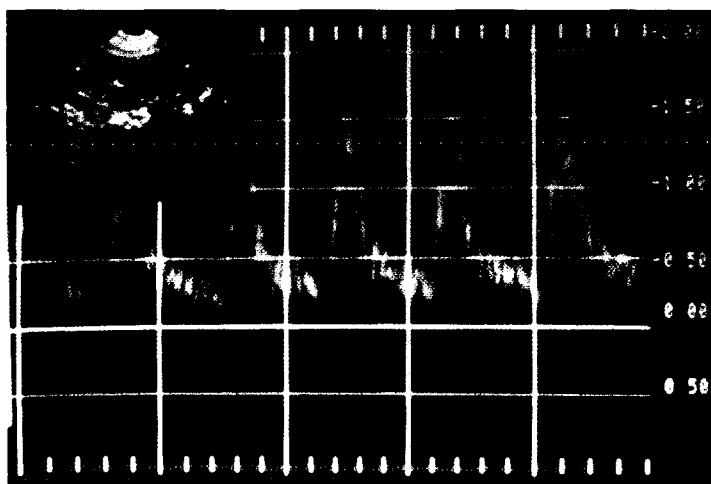


Fig. 2. Spectrumanalysis of a renal artery showing a normal flow pattern with a steep and high systolic rise, a steeply sloping diastolic shoulder with a frequency free window, and a systolic peak velocity of 1,6 m/s

eration of hypertension during the previous 6 months, end organ damage like retinopathy III and IV and left ventricular hypertrophy, and abdominal bruits were examined. After a complete physical examination the protocol included several blood pressure measurements including 24 h registration, a routine blood test, a regular ultrasound of the abdomen and DS of the renal arteries. All patients were then referred to the radiology department for arterial DSA. All investigations were evaluated independently.

Sonography. Complete ultrasonography of the abdomen including the determination of the kidney sizes was done. DS was performed by an experienced investigator from ventral with the patient lying on the side using a 3.0 MHz transducer (Ultramark 5, ATL). Real-time-B-Scan were used to identify the renal arteries and to display them on the screen during duplexscanning (Fig. 1). Successful display was given in all 79 patients. The doppler

sample volume was focused on an area in the artery at an angle of 40 to 70 degrees. The flow signals received from this area were used for spectrumanalysis (Fig. 2). The doppler frequency signal and spectrum was displayed graphically against time. The spectrum is either expressed in kilohertz corresponding to the frequency variation caused by the Doppler effect or in m/s converted to flow velocity and corrected for the used angle (Fig. 3). Accelerationindex (m/s^2), decelerationindex (m/s^2), resistanceindex and accelerationtime (s) were calculated. The accelerationindex is defined as maximal systolic frequency minus enddiastolic frequency divided by the maximal systolic frequency. The decelerationindex is computed as difference of the maximal systolic frequency minus enddiastolic frequency divided by the acceleration time. The acceleration time is taken from the onset of the systolic rise to the point of the systolic peak.

The results from DS were to be categorized into four groups:

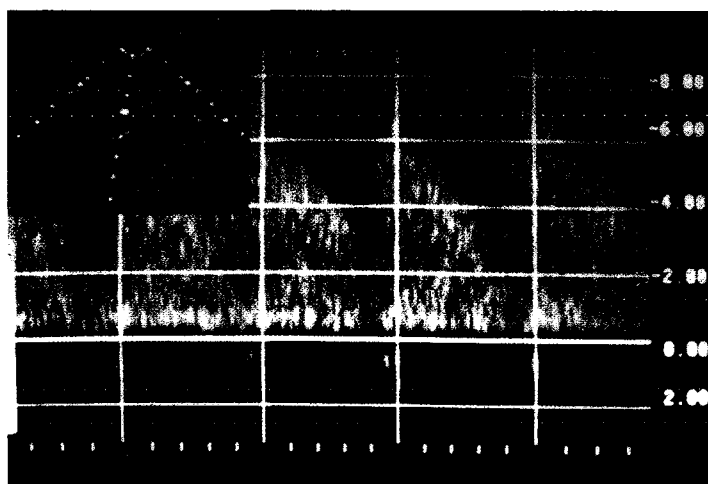


Fig. 3. Spectrumanalysis of a significant renal artery stenosis with turbulences in all frequency ranges, without a systolic window, with a sloping diastolic shoulder, and a maximal flow velocity of 8,5 m/s

1) normal renal artery, 2) non significant stenoses (<50%), 3) hemodynamically significant stenoses (>50%), and 4) occlusion.

To differentiate between hemodynamically significant and non significant stenoses we used the criteria derived from a pilot study [11] and from experiences made with DS of the A. carotis [10]. Significant arterial stenoses is characterized by an increased peak velocity, a steep sloping of the diastolic shoulder since the flow never reaches zero and never drops below 50% of the systolic peak, and a turbulent blood flow leading to a broader frequency band and resulting in the loss of the systolic window.

Digital subtraction angiography. Arterial DSA was performed without knowing the results of DS. The morphologic results derived from DSA were categorized into the same 4 groups as with DS.

Statistics

For the calculations of the indices from spectrumanalysis we used the student-*t*-test. Sensitivity, specificity and predictive value (post test probability) were calculated using the four fold table.

Results

During May 1988 to October 1989 we examined 158 renal arteries from 79 patients (49 male and 30 female) with a mean age of 49.5 years (17–79). Comparison of DS with DSA showed the following results (Table 1): Out of 158 arteries 131 were normal and 21 had a hemodynamically significant

Table 1. Comparison of duplexsonography (DS) with arterial digital angiography (DSA) in hemodynamically significant renal artery stenoses

	DSA path.	DSA normal	Σ
Duplex path.	21	2	23
Duplex normal	4	131	135
Σ	25	133	158

Sensitivity: 84,0%

Specificity: 98,5%

Predictive value: 91%

stenoses both with DS as well as with DSA, 2 were classified as hemodynamically significant stenoses by DS but were normal on DSA, and 4 were classified as normal by DS but were hemodynamically stenosed on DSA. Thus the sensitivity was 84,0% and the specificity was 98,5%. The two cases of false positive diagnosis in DS were in patients with right sided renal atrophy.

The four cases of false negative diagnosis were all in patients with renal artery stenoses in the left kidney. No renal artery occlusion was diagnosed with either method.

7 renal arteries showed fine and pearly changes indicating fibromuscular dysplasia. All other stenoses were of arteriosclerotic origin. None of the parameters from spectrumanalysis (accelerationindex, decelerationindex, resistanceindex and accelerationtime) were significantly correlated with significant stenoses on DSA (Table 2). Only a systolic peak velocity above 3 m/s, an absence of a window below the systolic rise and a widening of the spectrum with a sloping diastolic shoulder revealed to

Table 2. Results ($\bar{x} \pm SD$) of the calculated indices from spectruanalysis in normal renal arteries (A) and in significant renal artery stenoses (B)

Accelerationindex (m/s ²)	
Group A (n = 131)	$\bar{x} = 19.55 \pm 13.32$
Group B (n = 23)	$\bar{x} = 20.69 \pm 19.52$ n.s.
Decelerationindex (m/s ²)	
Group A (n = 131)	$\bar{x} = 2.97 \pm 3.48$
Group B (n = 23)	$\bar{x} = 3.48 \pm 3.95$ n.s.
Resistanceindex	
Group A (n = 131)	$\bar{x} = 0.66 \pm 0.08$
Group B (n = 23)	$\bar{x} = 0.61 \pm 0.22$ n.s.
Accelerationtime (s)	
Group A (n = 131)	$\bar{x} = 0.07 \pm 0.03$
Group B (n = 23)	$\bar{x} = 0.11 \pm 0.06$ n.s.

be diagnostic criterias indicating a renal artery stenoses by duplexsonography.

Discussion

Our results show that duplexsonography has a good sensitivity, a high specificity and a high predictive value in diagnosing renal artery stenoses which is consistent with earlier results derived from smaller samples [1, 3, 6, 8, 9, 11]. The sensitivity of the method is limited by problems with the left kidney due to anatomical (overlying bowel loop) or functional (meteorism) conditions influencing the recognition of the renal artery over the full length. A stenoses very close to the origin of the left renal artery can be overlooked when this area can not demonstrated on B-scan. If in this case the Doppler sample volume is placed in the area of the post-stenotic dilatation the derived flow pattern is considered to be normal. In fact the evaluation of the proximal left renal artery has often to be done blindly, e.g. that the sample volume is placed in the hilus without recognizing the left renal artery.

Earlier studies reported on correlations between hemodynamically significant stenoses and various frequeny patterns [1, 3, 4, 8, 9]. However, we found no significant correlations between these different indices calculated from spectruanalysis and hemodynamically significant stenoses.

A systolic peak flow velocity of >1 m/s or $>1,4$ m/s was reported to be a sign of hemodynamically significant stenoses [3, 9]. However, in 51 normal renal arteries (26 rightsided and 25 left-sided) we found a flow of $>1,4$ m/s (maximum

2,7 m/s). This parameter alone appears to be invalid for diagnosing renal artery stenoses. Based on the results from this study we suggest the following criteria to diagnose renal artery stenoses:

- 1) Systolic peak velocity >3 m/s
- 2) Widening of the frequency spectrum with a steep sloping of the diastolic shoulder
- 3) Absence of a window below the systolic peak.

Duplexsonography appears to be a highly sensitive method for diagnosing hemodynamically significant renal artery stenoses with the exception for leftsided proximal stenoses. DS should be considered as one of the new noninvasive diagnostic steps in renovascular hypertension comparable with ambulatory 24-h blood pressure measuring [5, 7]. However, a normal DS result does not exclude renovascular hypertension and arterial DSA or direct renal angiography has to be performed in suspicious cases. Using venous DSA vascular details especially in the periphery can not be detected; therefore it is considered to be inappropriate in the stepped diagnosis of renovascular hypertension.

Whether a normal DS and a normal 24-h blood pressure profile can exclude hemodynamically significant renal artery stenoses and render invasive angiography unnecessary has to be answered in future studies.

References

1. Avasthi PS, Voyles WF, Greene ER (1984) Noninvasive diagnosis of renal artery stenosis by echo-doppler velocimetry. *Kidney Int* 25:824
2. Berglund G, Anderson O, Wihelmsen L (1976) Prevalence of primary and secondary hypertension: studies in a random population sample. *Brit Med J* 2:554
3. Feretti G, Salomone A, Castagno PL, Miglietti P, Rispoli P (1988) Renovascular hypertension: a noninvasive duplexscanning screening. *Inter Angio* 7:219
4. Handa N, Fukunaga R, Uehara A, Etani H, Yoneda S, Kimura K, Kamada T (1986) Echo-Doppler velocimeter in the diagnosis of hypertensive patients: the renal artery doppler technique. *Ultrasound Med Bio* 12:945
5. Hany St, Baumgart P, Frielingsdorf J, Vetter H, Vetter W (1987) Circadian blood presure variability in secondary and essential hypertension. *J Hypertension* 5, Suppl. 5:487
6. Jäger K, Jöhl H, Seifert H, Vetter W, Bollinger A (1988) Nachweis von Nierenarterienstenosen mit der Duplexsonographie. *VASA Suppl.* 20:172
7. Middeke M, Mika M, Schreiber MA, Beck B, Wächter B, Holzgreve H (1989) Ambulante indirekte Blutdrucklangzeitmessung bei primärer und sekundärer Hypertonie. *Klin Wochenschr* 67:713
8. Rittgers SE, Norris CS, Barnes RW (1985) Detection of renal artery stenosis: Experimental and clinical analysis of velocity waveforms. *Ultrasound Med Biol* 11, 3:523

9. Schäberle W, Neuerburg-Heusler D, Roth FJ (1989) Wertigkeit der Duplexsonographie in der Diagnostik der Nierenarterienstenose und ihre Eignung zur Verlaufskontrolle nach PTA. *Klin Wochenschr* 67, Suppl. 16:177
10. Spencer MP (1970) Full capability Doppler diagnosis. In: Spencer MP, Reed JM (eds) *Cerebrovascular Evaluation with Doppler Ultrasound*. Martinus Nijhoff, The Hague, p 213
11. Zoller WG, Middeke M, Stapff M, Schewe S, Hermans H, Hahn D (1989) Nichtinvasive Untersuchungen bei renovaskulärer Hypertonie mit der Duplexsonographie: Stellenwert und Grenzen der Methode. *Klin Wochenschr* 67, Suppl. 16:185

Eingegangen: 19. März 1990

Zurück zur Überarbeitung: 9. Mai 1990

Angenommen: 21. Juni 1990

Dr. W.G. Zoller

Medizinische Poliklinik der Universität

Pettenkoferstraße 8a

D-8000 München 2