
This is an electronic reprint of the original article.
This reprint may differ from the original in pagination and typographic detail.

Dasenbrook, David; Flindt, Christian

Dynamical Scheme for Interferometric Measurements of Full-Counting Statistics

Published in:
Physical Review Letters

DOI:
[10.1103/PhysRevLett.117.146801](https://doi.org/10.1103/PhysRevLett.117.146801)

Published: 30/09/2016

Document Version
Publisher's PDF, also known as Version of record

Please cite the original version:
Dasenbrook, D., & Flindt, C. (2016). Dynamical Scheme for Interferometric Measurements of Full-Counting Statistics. *Physical Review Letters*, 117(14), 1-7. [146801]. <https://doi.org/10.1103/PhysRevLett.117.146801>

This material is protected by copyright and other intellectual property rights, and duplication or sale of all or part of any of the repository collections is not permitted, except that material may be duplicated by you for your research use or educational purposes in electronic or print form. You must obtain permission for any other use. Electronic or print copies may not be offered, whether for sale or otherwise to anyone who is not an authorised user.

Dynamical Scheme for Interferometric Measurements of Full-Counting Statistics

David Dasenbrook¹ and Christian Flindt²

¹*Département de Physique Théorique, Université de Genève, 1211 Genève, Switzerland*

²*Department of Applied Physics, Aalto University, 00076 Aalto, Finland*

(Received 18 May 2016; published 30 September 2016)

We propose a dynamical scheme for measuring the full-counting statistics in a mesoscopic conductor using an electronic Mach-Zehnder interferometer. The conductor couples capacitively to one arm of the interferometer and causes a phase shift which is proportional to the number of transferred charges. Importantly, the full-counting statistics can be obtained from average current measurements at the outputs of the interferometer. The counting field can be controlled by varying the time delay between two separate voltage signals applied to the conductor and the interferometer, respectively. As a specific application, we consider measuring the entanglement entropy generated by partitioning electrons on a quantum point contact. Our scheme is robust against moderate environmental dephasing and may be realized thanks to recent advances in gigahertz quantum electronics.

DOI: 10.1103/PhysRevLett.117.146801

Introduction.—Full-counting statistics (FCS) is a central concept in mesoscopic physics [1–3]. The distribution of charge transfers contains information about the elementary conduction processes [4–8]. Full-counting statistics has found widespread use in theories of quantum electronic circuits, for instance, in proposals for detecting entanglement [9,10], revealing interactions [11,12], understanding quasiprobabilities [13–16], or observing Majorana modes [17–21]. Intimate connections to fluctuation relations at the nanoscale [22–29] and to entanglement entropy in fermionic many-body systems [30–34] have also been discovered.

Despite these promising applications, experiments remain scarce. Measurements of FCS are demanding, as they require the accurate detection of rare events in the tails of the distributions. For quantum-dot systems, progress has been made using real-time charge detectors [35–40]. By contrast, for phase-coherent transport in mesoscopic conductors, only the first few cumulants of the current have been measured [41–45]. To measure the FCS, it has been suggested to use a spin to sense the magnetic field generated by the electrical current in a mesoscopic conductor [1,46,47]. However, being experimentally challenging, this proposal has not yet come to fruition.

Now, progress in gigahertz quantum electronics is changing these perspectives [48]. Coherent electrons can be emitted on demand from quantum capacitors [49,50], and clean single-particle excitations can be generated using Lorentzian voltage pulses [51,52]. In parallel with these developments, electronic interferometers have emerged as powerful detectors of weak signals [53,54]. Mach-Zehnder interferometers can be realized using quantum Hall edge states with quantum point contacts (QPCs) acting as electronic beam splitters [55–61]. When combined, these building blocks may form the basis for the next generation

of quantum electronic circuits, including future measurements of FCS.

Motivated by these experimental advances, we develop in this Letter a dynamical scheme for measuring the FCS in mesoscopic conductors. The detector consists of an electronic Mach-Zehnder interferometer driven by periodic voltage pulses [62,63]. One arm of the interferometer is capacitively coupled to a nearby conductor that causes a phase shift which is proportional to the number of transferred charges; see Fig. 1. As we will see, the FCS of the conductor can be inferred from current measurements at the outputs of the interferometer. Setups of this type, with static voltages, have been considered in both experiment [57] and

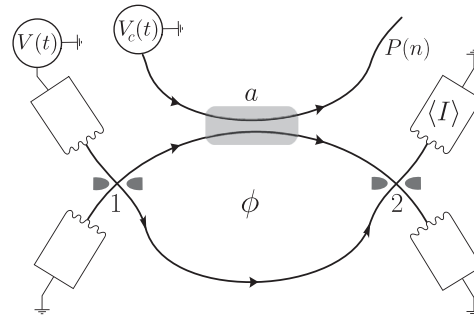


FIG. 1. Interferometric measurements of FCS. Single electrons are injected into a Mach-Zehnder interferometer enclosing the magnetic flux ϕ . Separate voltage signals are applied to the interferometer $V(t)$ and a nearby conductor $V_c(t) = V(t - \tau)$ with a time delay τ . The average current $\langle I \rangle$ measured at an output is sensitive to a phase shift caused by the capacitive coupling to the conductor in the interaction region of length a . The phase shift is proportional to the number of transferred electrons in the conductor. By varying the magnetic flux and the time delay τ , the FCS of the conductor can be obtained from average current measurements only.

theory [64,65]. However, so far the conductor has been operated as a which-path detector for the interferometer [58,66,67]. Here, by contrast, we exchange the roles and instead use the interferometer as a *detector* of the FCS in the conductor. Specifically, using a microscopic theory we derive an effective coupling for the interaction between the interferometer and the conductor which functions as the counting field of the FCS. The coupling can be controlled by varying the delay between separate voltage signals applied to the interferometer and the conductor. Importantly, the FCS is independent of the width of the applied pulses, and our proposal thus encompasses measurements of the FCS with very wide pulses corresponding to a constant voltage.

Mach-Zehnder interferometer.—The interferometer is implemented with edge states of a two-dimensional electron gas in the integer quantum Hall regime [55–61]. Incoming electrons are coherently split at the first QPC and recombined at the second. Single electrons are emitted into the interferometer by applying periodic voltage pulses to one of the inputs [62,63,68–70]. The pulses are sufficiently separated so that only one electron at a time traverses the interferometer [71]. The electronic state inside the interferometer is a coherent superposition of the electron being in the upper ($|u\rangle$) or lower ($|l\rangle$) arm [72]:

$$|\Psi\rangle = t_1|l\rangle + e^{i\phi}r_1|u\rangle. \quad (1)$$

Here, t_1 and r_1 are the transmission and reflection amplitudes, respectively, of the first QPC and $\phi = 2\pi\Phi/\Phi_0$ is the ratio of the magnetic flux Φ enclosed by the arms over the flux quantum Φ_0 . For electrons injected into the interferometer with period \mathcal{T} , the current in the upper output reads

$$\langle\hat{I}\rangle = (e/\mathcal{T})|t_1t_2 + r_1r_2e^{i\phi}|^2, \quad (2)$$

where t_2 and r_2 are the transmission and reflection amplitudes, respectively, of the second QPC. Equation (1) describes a pure state. More generally, for instance, due to a finite temperature or external noise causing fluctuations of ϕ , the electron must be described by a density matrix $\hat{\rho}$. Importantly, a measurement of the average current yields an ensemble average over the phase ϕ [73].

Basic principle.—The Mach-Zehnder interferometer is coupled to a nearby conductor whose current fluctuations we wish to measure. The electrical fluctuations are described by the moment generating function (MGF)

$$\chi(\lambda) = \sum_n P(n)e^{in\lambda} = \langle e^{in\lambda} \rangle. \quad (3)$$

The average is defined with respect to the probability $P(n)$ of n charges being transmitted through the conductor, and λ is the counting field. The conductor is driven by periodic pulses such that the MGF after many periods ($N \gg 1$) factorizes as $\chi(\lambda) = [\chi_{\text{ext}}(\lambda)]^N$, where $\chi_{\text{ext}}(\lambda)$ characterizes the *extensive* FCS per period [74]. We focus on the

measurement of $\chi_{\text{ext}}(\lambda)$ and omit the subscript “ext” in the following.

The conductor is coupled to the upper arm of the interferometer. Such a setup has been experimentally realized [57–59], albeit with statically biased contacts. By contrast, here we drive both the conductor and the interferometer with periodic voltage pulses. The frequency of the two pulse sequences is the same, but we allow for a time delay τ between them. With this setup, an electron in the upper arm picks up the additional phase $\delta\phi = n\lambda$ due to n electrons passing by in the conductor per period. This connection is derived in a detailed analysis below, where we use a microscopic theory for the interaction between the interferometer and the conductor to show that the effective dimensionless coupling λ indeed can be identified with the counting field. At zero temperature, the density matrix of the interferometer reads

$$\hat{\rho} = \begin{pmatrix} |t_1|^2 & t_1r_1^*e^{i\phi}\chi(\lambda) \\ t_1^*r_1e^{-i\phi}[\chi(\lambda)]^* & |r_1|^2 \end{pmatrix}, \quad (4)$$

having used $\langle e^{i\delta\phi} \rangle = \langle e^{in\lambda} \rangle = \chi(\lambda)$. The off-diagonal element of $\hat{\rho}$ contains the MGF of the conductor. Additional dephasing due to other noise sources can be included in the off-diagonal elements as we discuss below. Equation (4) generalizes (1) to nonpure states. It corresponds to an average over many periods and, as such, does not have any particular periodicity or time dependence.

The MGF can now be extracted from the current in the upper output. The current $\langle\hat{I}\rangle = \text{tr}[\hat{\rho}\hat{I}]$ reads

$$\langle\hat{I}\rangle = (e/\mathcal{T})[T_1T_2 + R_1R_2 + 2\text{Re}\{t_1^*t_2^*r_1r_2e^{i\phi}\chi(\lambda)\}], \quad (5)$$

where $T_j = |t_j|^2$ and $R_j = |r_j|^2$ are the transmissions and reflections, respectively, of the two QPCs ($j = 1, 2$). At half transmission, we get $\langle\hat{I}\rangle = (e/\mathcal{T})[1 + \text{Re}\{e^{i\phi}\chi(\lambda)\}]/2$. Moreover, by changing the magnetic flux, we find $\langle\hat{I}\rangle_{\phi=0} = (e/\mathcal{T})[1 + \text{Re}\{\chi(\lambda)\}]/2$ and $\langle\hat{I}\rangle_{\phi=3\pi/2} = (e/\mathcal{T})[1 + \text{Im}\{\chi(\lambda)\}]/2$. These expressions lead us to the MGF

$$\chi(\lambda) = \frac{2\mathcal{T}}{e} \left[\left(\langle\hat{I}\rangle_{\phi=0} - \frac{e}{2\mathcal{T}} \right) + i \left(\langle\hat{I}\rangle_{\phi=3\pi/2} - \frac{e}{2\mathcal{T}} \right) \right]. \quad (6)$$

Remarkably, the MGF can be obtained from average current measurements. This is the first central result of our work. As we go on to show, the counting field λ can be controlled by varying the time delay τ between the pulse sequences. We can then perform a full tomography of $\chi(\lambda)$ and thereby evaluate the FCS of the charge transfer.

Detailed analysis.—We now embark on a detailed analysis of the coupling between the interferometer and the conductor. The interaction between the two edge states is described by the Hamiltonian [75]

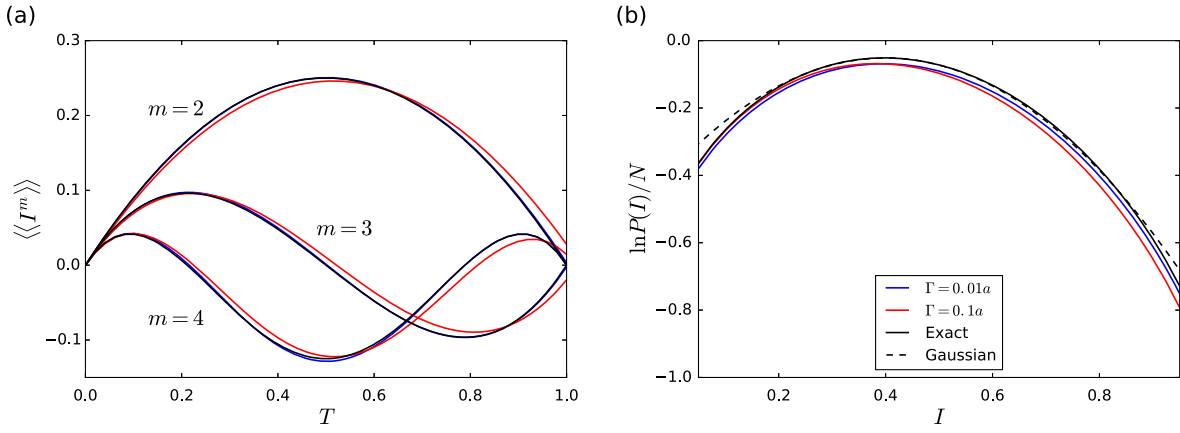


FIG. 2. Interferometric measurement of the full-counting statistics in a QPC. (a) Cumulants of the current as functions of the QPC transmission T . We show results for different pulse widths Γ in terms of the length a of the interaction region. The exact results for a binomial process are $\langle\langle I^2 \rangle\rangle = T(1-T)$, $\langle\langle I^3 \rangle\rangle = T(1-T)(1-2T)$, and $\langle\langle I^4 \rangle\rangle = T(1-T)(1-6T+6T^2)$, having set $e = 1$ and $T = 1$ here and in the figure. (b) Full distribution of the current $I = en/N$ with $T = 0.4$ and $N = 40$. For a large number of periods $N \gg 1$, the distribution takes on the large-deviation form $\ln[P(I)]/N = \mathcal{G}(I)$ with the rate function $\mathcal{G}(I)$ being independent of N . For a binomial process, we find $\ln[P(I)]/N = \ln[(1-T)/(1-I)] + I\{\ln[T/(1-T)] - \ln[I/(1-I)]\} + \mathcal{O}(N^{-1})$.

$$\hat{H}_{\lambda_0} = \lambda_0 \frac{\hbar v_F}{2a} \hat{N}_C \hat{N}_I. \quad (7)$$

Here, λ_0 is a dimensionless coupling, v_F is the Fermi velocity, and a is a characteristic length scale over which electrons in the two edge states interact. The operators $\hat{N}_C = \int dx \kappa_C(x) : \hat{\Psi}_C^\dagger(x) \hat{\Psi}_C(x) :$ and $\hat{N}_I = \int dy \kappa_I(y) : \hat{\Psi}_I^\dagger(y) \hat{\Psi}_I(y) :$ count the number of excess electrons in the interacting regions of the conductor and the interferometer, weighted by the coordinate kernels $\kappa_C(x)$ and $\kappa_I(y)$. Normal ordering with respect to the Fermi sea is denoted as $:\dots:$, and $\hat{\Psi}_C(x)$ and $\hat{\Psi}_I(y)$ are field operators for electrons in the conductor and in the interferometer, respectively.

The MGF in the off-diagonal element of the density matrix in Eq. (4) can now be expressed as [1,13]

$$\chi(\lambda_0) = \left\langle \text{tr} \left(\tilde{T} \left\{ e^{-i \int_{t_0}^t dt' \hat{H}_{\lambda_0}(t')} \right\} T \left\{ e^{i \int_{t_0}^t dt' \hat{H}_{-\lambda_0}(t')} \right\} \hat{\rho} \right) \right\rangle, \quad (8)$$

having set $\hbar = 1$ and $\hat{H}_{\lambda_0}(t)$ is in the Heisenberg representation governed by the full Hamiltonian $\hat{H} = \hat{H}_0 + \hat{H}_{\lambda_0}$ with \hat{H}_0 describing the uncoupled systems. The initial density matrix of the electron in the interferometer is denoted as $\hat{\rho} = \hat{\rho}(t_0)$, and the trace is taken over the spatial coordinates. The average is defined with respect to the electrons in the conductor. Time and antitime ordering are denoted as T and \tilde{T} , respectively.

The considerations above are general. To make further progress, we take for the kernels the specific form [75]

$$\kappa_C(x) = \kappa_I(x) = e^{-|x|/a}. \quad (9)$$

If a is much smaller than the length of the interferometer, the current measured at the output is determined by the

limit $t \rightarrow \infty$ in Eq. (8). With a linear dispersion relation for electrons close to the Fermi level and a pure initial state of the electron in the interferometer, we find [76]

$$\chi(\lambda_0) = \left\langle \int dy e^{i\lambda_0 y} \int dx : \hat{\Psi}_C^\dagger(x) \hat{\Psi}_C(x) : \Phi(x,y) |f(y)|^2 \right\rangle, \quad (10)$$

where $f(y)$ is the wave function of the electron injected into the interferometer and the function

$$\Phi(x,y) = e^{-(|x-y|/a)} \left(1 + \frac{|x-y|}{a} \right) \quad (11)$$

follows from the definition of the coordinate kernels.

We first consider the injection of electron wave packets with small widths compared to a , so that we can approximate $|f(y)|^2 \approx \delta(y)$ and $:\hat{\Psi}_C^\dagger(x) \hat{\Psi}_C(x): \approx \delta(x + v_F \tau) \hat{n}(x)$, where $\hat{n}(x)$ is the number operator for excess electrons in the conductor at position x and τ is the time delay between the injection of electrons into the conductor and the interferometer. Equation (10) then yields

$$\chi(\lambda) = \langle e^{i\hbar\lambda\tau} \rangle, \quad (12)$$

with

$$\lambda(\tau) = \lambda_0 e^{-v_F|\tau|/a} \left(1 + \frac{v_F|\tau|}{a} \right). \quad (13)$$

Equation (13) is the second important result of our work. It shows that the effective counting field λ can be controlled by changing the time delay τ . Negative values of the counting field can be realized by injecting holelike excitations into the interferometer [77]. The specific functional form of Eq. (13) is determined by the coordinate kernels in Eq. (9), and, in reality, the dependence on τ may be

different. Experimentally, one may then obtain $\lambda(\tau)$ using a conductor with a known FCS, e.g., a fully open QPC, for calibration.

In general, the wave functions have a finite width. Evaluating Eq. (10) with the same wave functions $f(x)$ in the conductor and the interferometer, we find

$$\chi_{\text{meas}}(\lambda) = \int dy |f(y)|^2 \chi[\tilde{\lambda}(y, \lambda)] \quad (14)$$

with $\tilde{\lambda}(y, \lambda) = \lambda \int dx \Phi(x, y) |f(x)|^2$ and λ given by Eq. (13). Thus, for finite widths a measurement yields an average of MGFs for different effective couplings. However, if the pulses applied to the interferometer are sharper than the length of the interaction regions, we can incorporate the finite width of the electrons in the conductor into a rescaling of the effective counting field λ , which again can be obtained by proper calibration.

Driven quantum point contact.—To illustrate our measurement scheme, we consider a QPC driven by Lorentzian voltage pulses of unit charge as realized in recent experiments [51,52]. The QPC transmits electrons with probability T , and the exact MGF reads $\chi(\lambda) = 1 + T(e^{i\lambda} - 1)$. The measured MGF is given by Eq. (14) with a Lorentzian wave packet $|f(y)|^2 = 2\Gamma/(y^2 + \Gamma^2)$ of width Γ . We now obtain the cumulants of the current as

$$\langle\langle I^m \rangle\rangle = \frac{e^m}{T} \partial_{i\lambda}^m \ln\{\chi_{\text{meas}}(\lambda)\}|_{\lambda \rightarrow 0}, \quad (15)$$

where λ is the rescaled counting field. In Fig. 2(a), we show results for the cumulants as functions of the QPC transmission. For narrow wave packets, we find good agreement with analytic results for a binomial process.

Next, we turn to the full distribution of transferred charge after N periods, given by the inversion formula

$$P(n) = \frac{1}{2\pi} \int_{-\pi}^{\pi} d\lambda e^{N[\ln\{\chi_{\text{meas}}(\lambda)\} - i\lambda n/N]}. \quad (16)$$

For a large number of periods $N \gg 1$, the distribution of the current $I = en/(NT)$ takes on the large-deviation form $P(I) \simeq e^{\mathcal{G}(I)N}$ following from a saddle-point approximation of the integral in Eq. (16). Here, the rate function $\mathcal{G}(I)$ describes the exponentially rare current fluctuations, beyond what is captured by the central-limit theorem. In Fig. 2(b), we again find good agreement with the analytic result for a binomial distribution.

Dephasing.—Our scheme is based on the reduced visibility in the Mach-Zehnder interferometer due to the dephasing induced by electrons in the conductor. In realistic systems, however, the visibility will already be reduced due to other dephasing mechanisms such as finite temperatures, the coupling to bulk electrons, copropagating edge states, or electrons in the Fermi sea [78]. These effects are encoded in an additional fluctuating phase $\delta\theta$ [55,79,80]. It is reasonable to assume that the dephasing

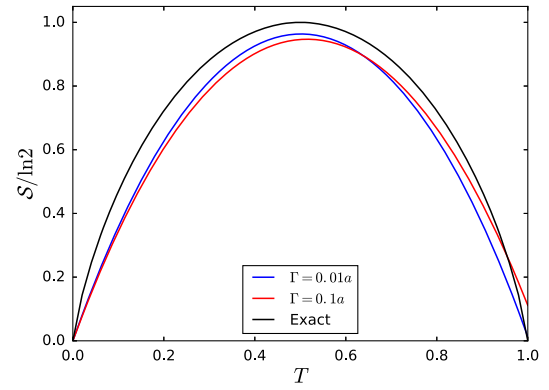


FIG. 3. The entanglement entropy generated per period obtained from Eq. (17). The exact result for the entanglement entropy reads $S = (T - 1) \ln(1 - T) - T \ln T$. The maximum value $S = \ln 2$ is obtained for $T = 1/2$.

due to bulk phonons, for instance, is statistically independent from the dephasing due to the electrons in the conductor. For a Gaussian distribution of width σ , the measured MGF then simply gets rescaled as $\chi_{\text{meas}}(\lambda) \rightarrow e^{-\sigma^2} \chi_{\text{meas}}(\lambda)$, and the width can be determined from a visibility measurement without electrons injected into the conductor. For non-Gaussian fluctuations [61,64], the total measured MGF takes the form $\chi_{\text{meas}}(\lambda) \rightarrow \chi_{\text{meas}}(\lambda) \chi_{\text{env}}(\lambda_0)$ for some fixed coupling λ_0 to the environment, such that the environmental contribution $\chi_{\text{env}}(\lambda_0)$ again can be factored out.

Entanglement entropy.—Finally, as an application of our scheme, we consider measuring the entanglement entropy generated by partitioning electrons on a QPC. Recently, it has been realized that the entanglement entropy between two electronic reservoirs connected by a QPC is closely linked to the FCS [30–34]. Specifically, the entanglement entropy generated per period can be approximated from the first four current cumulants as [31,32]

$$S \simeq \alpha_2 \langle\langle I^2 \rangle\rangle + \alpha_4 \langle\langle I^4 \rangle\rangle, \quad (17)$$

where the coefficients $\alpha_m = 2 \sum_{k=m-1}^4 S_1(k, m-1) / (e^m k! k)$ are given by the unsigned Stirling numbers of the first kind $S_1(k, m)$. Figure 3 shows that the entanglement entropy obtained from the cumulants in Fig. 2(a) is in good agreement with the exact result. This demonstrates that the entanglement entropy in a fermionic quantum many-body system may be within experimental reach.

Conclusions.—Electronic Mach-Zehnder interferometers can function as detectors of current fluctuations in mesoscopic conductors. Equation (6) expresses the full-counting statistics exclusively in terms of average currents measured at the outputs of the interferometer. Equation (13) shows that the counting field can be controlled by varying the time delay between separate voltage signals. These findings make it possible to measure the current cumulants as well as the full distribution of current fluctuations as

illustrated in Fig. 2. Our scheme is robust against moderate dephasing and finite temperature effects. As an application we have shown that our scheme enables measurements of the entanglement entropy in fermionic many-body systems. Extensions of our work may facilitate the detection of short-time observables such as the electronic waiting time distribution [81–83] or include superconducting circuit elements [13].

We thank D. Golubev, P. P. Hofer, G. B. Lesovik, and C. Padurariu for useful comments. We thank P. P. Hofer for helping us produce Fig. 1. C. F. is affiliated with Centre for Quantum Engineering at Aalto University. D. D. acknowledges the hospitality of Aalto University. The work was supported by Swiss National Science Foundation and Academy of Finland.

-
- [1] L. S. Levitov, H.-W. Lee, and G. B. Lesovik, Electron counting statistics and coherent states of electric current, *J. Math. Phys. (N.Y.)* **37**, 4845 (1996).
- [2] Ya. M. Blanter and M. Büttiker, Shot noise in mesoscopic conductors, *Phys. Rep.* **336**, 1 (2000).
- [3] *Quantum Noise in Mesoscopic Physics*, edited by Yu. V. Nazarov (Kluwer, Dordrecht, 2003).
- [4] M. Vanević, Yu. V. Nazarov, and W. Belzig, Elementary Events of Electron Transfer in a Voltage-Driven Quantum Point Contact, *Phys. Rev. Lett.* **99**, 076601 (2007).
- [5] M. Vanević, Yu. V. Nazarov, and W. Belzig, Elementary charge-transfer processes in mesoscopic conductors, *Phys. Rev. B* **78**, 245308 (2008).
- [6] F. Hassler, M. V. Suslov, G. M. Graf, M. V. Lebedev, G. B. Lesovik, and G. Blatter, Wave-packet formalism of full counting statistics, *Phys. Rev. B* **78**, 165330 (2008).
- [7] A. G. Abanov and D. A. Ivanov, Allowed Charge Transfers between Coherent Conductors Driven by a Time-Dependent Scatterer, *Phys. Rev. Lett.* **100**, 086602 (2008).
- [8] A. G. Abanov and D. A. Ivanov, Factorization of quantum charge transport for noninteracting fermions, *Phys. Rev. B* **79**, 205315 (2009).
- [9] C. W. J. Beenakker, D. P. DiVincenzo, C. Emary, and M. Kindermann, Charge Detection Enables Free-Electron Quantum Computation, *Phys. Rev. Lett.* **93**, 020501 (2004).
- [10] A. Di Lorenzo and Yu. V. Nazarov, Full Counting Statistics with Spin-Sensitive Detectors Reveals Spin Singlets, *Phys. Rev. Lett.* **94**, 210601 (2005).
- [11] D. Kambly, C. Flindt, and M. Büttiker, Factorial cumulants reveal interactions in counting statistics, *Phys. Rev. B* **83**, 075432 (2011).
- [12] P. Stegmann, B. Sothmann, A. Hucht, and J. König, Detection of interactions via generalized factorial cumulants in systems in and out of equilibrium, *Phys. Rev. B* **92**, 155413 (2015).
- [13] W. Belzig and Yu. V. Nazarov, Full Counting Statistics of Electron Transfer between Superconductors, *Phys. Rev. Lett.* **87**, 197006 (2001).
- [14] A. Bednorz and W. Belzig, Quasiprobabilistic Interpretation of Weak Measurements in Mesoscopic Junctions, *Phys. Rev. Lett.* **105**, 106803 (2010).
- [15] A. A. Clerk, Full counting statistics of energy fluctuations in a driven quantum resonator, *Phys. Rev. A* **84**, 043824 (2011).
- [16] P. P. Hofer and A. A. Clerk, Negative Full Counting Statistics Arise from Interference Effects, *Phys. Rev. Lett.* **116**, 013603 (2016).
- [17] H. Soller and A. Komnik, Charge transfer statistics of transport through Majorana bound states, *Physica (Amsterdam)* **63E**, 99 (2014).
- [18] Z. Li, C. Lam, and J. Q. You, Probing Majorana bound states via counting statistics of a single electron transistor, *Sci. Rep.* **5**, 11416 (2015).
- [19] N. V. Gnezdilov, B. van Heck, M. Diez, Jimmy A. Hutasoit, and C. W. J. Beenakker, Topologically protected charge transfer along the edge of a chiral p -wave superconductor, *Phys. Rev. B* **92**, 121406 (2015).
- [20] D. E. Liu, A. Levchenko, and R. M. Lutchyn, Majorana zero modes choose Euler numbers as revealed by full counting statistics, *Phys. Rev. B* **92**, 205422 (2015).
- [21] G. Strübi, W. Belzig, T. L. Schmidt, and C. Bruder, Full counting statistics of Majorana interferometers, *Physica (Amsterdam)* **74E**, 489 (2015).
- [22] J. Tobiska and Yu. V. Nazarov, Inelastic interaction corrections and universal relations for full counting statistics in a quantum contact, *Phys. Rev. B* **72**, 235328 (2005).
- [23] H. Förster and M. Büttiker, Fluctuation Relations without Microreversibility in Nonlinear Transport, *Phys. Rev. Lett.* **101**, 136805 (2008).
- [24] M. Esposito, U. Harbola, and S. Mukamel, Nonequilibrium fluctuations, fluctuation theorems, and counting statistics in quantum systems, *Rev. Mod. Phys.* **81**, 1665 (2009).
- [25] Y. Utsumi and K. Saito, Fluctuation theorem in a quantum-dot Aharonov-Bohm interferometer, *Phys. Rev. B* **79**, 235311 (2009).
- [26] K. E. Nagaev, O. S. Ayvazyan, N. Yu. Sergeeva, and M. Büttiker, Magnetic-Field-Induced Non-Gaussian Fluctuations in Macroscopic Equilibrium Systems, *Phys. Rev. Lett.* **105**, 146802 (2010).
- [27] Y. Utsumi, D. S. Golubev, M. Marthaler, K. Saito, T. Fujisawa, and G. Schön, Bidirectional single-electron counting and the fluctuation theorem, *Phys. Rev. B* **81**, 125331 (2010).
- [28] B. Küng, C. Rössler, M. Beck, M. Marthaler, D. S. Golubev, Y. Utsumi, T. Ihn, and K. Ensslin, Irreversibility on the Level of Single-Electron Tunneling, *Phys. Rev. X* **2**, 011001 (2012).
- [29] O.-P. Saira, Y. Yoon, T. Tantt, M. Möttönen, D. V. Averin, and J. P. Pekola, Test of the Jarzynski and Crooks Fluctuation Relations in an Electronic System, *Phys. Rev. Lett.* **109**, 180601 (2012).
- [30] I. Klich and L. S. Levitov, Quantum Noise as an Entanglement Meter, *Phys. Rev. Lett.* **102**, 100502 (2009).
- [31] H. F. Song, C. Flindt, S. Rachel, I. Klich, and K. Le Hur, Entanglement entropy from charge statistics: Exact relations for noninteracting many-body systems, *Phys. Rev. B* **83**, 161408 (2011).
- [32] H. F. Song, S. Rachel, C. Flindt, I. Klich, N. Laflorencie, and K. Le Hur, Bipartite fluctuations as a probe of many-body entanglement, *Phys. Rev. B* **85**, 035409 (2012).

- [33] A. Petrescu, H.F. Song, S. Rachel, Z. Ristivojevic, C. Flindt, N. Laflorencie, I. Klich, N. Regnault, and K. Le Hur, Fluctuations and entanglement spectrum in quantum hall states, *J. Stat. Mech.* (2014) P10005.
- [34] K.H. Thomas and C. Flindt, Entanglement entropy in dynamic quantum-coherent conductors, *Phys. Rev. B* **91**, 125406 (2015).
- [35] T. Fujisawa, T. Hayashi, R. Tomita, and Y. Hirayama, Bidirectional counting of single electrons, *Science* **312**, 1634 (2006).
- [36] S. Gustavsson, R. Leturcq, B. Simovič, R. Schleser, T. Ihn, P. Studerus, K. Ensslin, D.C. Driscoll, and A.C. Gossard, Counting Statistics of Single Electron Transport in a Quantum Dot, *Phys. Rev. Lett.* **96**, 076605 (2006).
- [37] C. Flindt, C. Fricke, F. Hohls, T. Novotný, K. Netočný, T. Brandes, and R. J. Haug, Universal oscillations in counting statistics, *Proc. Natl. Acad. Sci. U.S.A.* **106**, 10116 (2009).
- [38] S. Gustavsson, R. Leturcq, M. Studer, I. Shorubalko, T. Ihn, K. Ensslin, D.C. Driscoll, and A.C. Gossard, Electron counting in quantum dots, *Surf. Sci. Rep.* **64**, 191 (2009).
- [39] N. Ubbelohde, C. Fricke, C. Flindt, F. Hohls, and R. J. Haug, Measurement of finite-frequency current statistics in a single-electron transistor, *Nat. Commun.* **3**, 612 (2012).
- [40] V.F. Maisi, D. Kambly, C. Flindt, and J.P. Pekola, Full Counting Statistics of Andreev Tunneling, *Phys. Rev. Lett.* **112**, 036801 (2014).
- [41] B. Reulet, J. Senzier, and D.E. Prober, Environmental Effects in the Third Moment of Voltage Fluctuations in a Tunnel Junction, *Phys. Rev. Lett.* **91**, 196601 (2003).
- [42] Yu. Bomze, G. Gershon, D. Shovkun, L. S. Levitov, and M. Reznikov, Measurement of Counting Statistics of Electron Transport in a Tunnel Junction, *Phys. Rev. Lett.* **95**, 176601 (2005).
- [43] A. V. Timofeev, M. Meschke, J. T. Peltonen, T. T. Heikkila, and J.P. Pekola, Wideband Detection of the Third Moment of Shot Noise by a Hysteretic Josephson Junction, *Phys. Rev. Lett.* **98**, 207001 (2007).
- [44] G. Gershon, Yu. Bomze, E.V. Sukhorukov, and M. Reznikov, Detection of Non-Gaussian Fluctuations in a Quantum Point Contact, *Phys. Rev. Lett.* **101**, 016803 (2008).
- [45] J. Gabelli and B. Reulet, Full counting statistics of avalanche transport: An experiment, *Phys. Rev. B* **80**, 161203 (2009).
- [46] G. B. Lesovik, F. Hassler, and G. Blatter, Using Qubits to Measure Fidelity in Mesoscopic Systems, *Phys. Rev. Lett.* **96**, 106801 (2006).
- [47] A. V. Lebedev, G. B. Lesovik, and G. Blatter, Optimal noninvasive measurement of full counting statistics by a single qubit, *Phys. Rev. B* **93**, 115140 (2016).
- [48] E. Bocquillon, V. Freulon, F. D. Parmentier, J.-M. Berroir, B. Plačais, C. Wahl, J. Rech, T. Jonckheere, T. Martin, C. Grenier, D. Ferraro, P. Degiovanni, and G. Fève, Electron quantum optics in ballistic chiral conductors, *Ann. Phys. (Berlin)* **526**, 1 (2014).
- [49] J. Gabelli, G. Fève, J.-M. Berroir, B. Plačais, A. Cavanna, B. Etienne, Y. Jin, and D. C. Glattli, Violation of Kirchhoff's laws for a coherent RC circuit, *Science* **313**, 499 (2006).
- [50] G. Fève, A. Mahe, J.-M. Berroir, T. Kontos, B. Plačais, D. C. Glattli, A. Cavanna, B. Etienne, and Y. Jin, An on-demand coherent single-electron source, *Science* **316**, 1169 (2007).
- [51] J. Dubois, T. Jullien, F. Portier, P. Roche, A. Cavanna, Y. Jin, W. Wegscheider, P. Roulleau, and D. C. Glattli, Minimal-excitation states for electron quantum optics using levitons, *Nature (London)* **502**, 659 (2013).
- [52] T. Jullien, P. Roulleau, B. Roche, A. Cavanna, Y. Jin, and D. C. Glattli, Quantum tomography of an electron, *Nature (London)* **514**, 603 (2014).
- [53] M. Henny, S. Oberholzer, C. Strunk, T. Heinzel, K. Ensslin, M. Holland, and C. Schönberger, The Fermionic Hanbury Brown and Twiss experiment, *Science* **284**, 296 (1999).
- [54] W. D. Oliver, J. Kim, R. C. Liu, and Y. Yamamoto, Hanbury Brown and Twiss-type experiment with electrons, *Science* **284**, 299 (1999).
- [55] Y. Ji, Y. Chung, D. Sprinzak, M. Heiblum, D. Mahalu, and H. Shtrikman, An electronic Mach-Zehnder interferometer, *Nature (London)* **422**, 415 (2003).
- [56] I. Neder, N. Ofek, Y. Chung, M. Heiblum, D. Mahalu, and V. Umansky, Interference between two indistinguishable electrons from independent sources, *Nature (London)* **448**, 333 (2007).
- [57] I. Neder, F. Marquardt, M. Heiblum, D. Mahalu, and V. Umansky, Controlled dephasing of electrons by non-Gaussian shot noise, *Nat. Phys.* **3**, 534 (2007).
- [58] I. Neder, M. Heiblum, D. Mahalu, and V. Umansky, Entanglement, Dephasing, and Phase Recovery via Cross-Correlation Measurements of Electrons, *Phys. Rev. Lett.* **98**, 036803 (2007).
- [59] P. Roulleau, F. Portier, D. C. Glattli, P. Roche, A. Cavanna, G. Faini, U. Gennser, and D. Mailly, Direct Measurement of the Coherence Length of Edge States in the Integer Quantum Hall Regime, *Phys. Rev. Lett.* **100**, 126802 (2008).
- [60] L. V. Litvin, A. Helzel, H.-P. Tranitz, W. Wegscheider, and C. Strunk, Phase of the transmission amplitude for a quantum dot embedded in the arm of an electronic Mach-Zehnder interferometer, *Phys. Rev. B* **81**, 205425 (2010).
- [61] A. Helzel, L. V. Litvin, I. P. Levkivskiy, E. V. Sukhorukov, W. Wegscheider, and C. Strunk, Counting statistics and dephasing transition in an electronic Mach-Zehnder interferometer, *Phys. Rev. B* **91**, 245419 (2015).
- [62] P. P. Hofer and C. Flindt, Mach-Zehnder interferometry with periodic voltage pulses, *Phys. Rev. B* **90**, 235416 (2014).
- [63] B. Gaury and X. Waintal, Dynamical control of interference using voltage pulses in the quantum regime, *Nat. Commun.* **5**, 3844 (2014).
- [64] I. Neder and F. Marquardt, Coherence oscillations in dephasing by non-Gaussian shot noise, *New J. Phys.* **9**, 112 (2007).
- [65] I. P. Levkivskiy and E. V. Sukhorukov, Noise-Induced Phase Transition in the Electronic Mach-Zehnder Interferometer, *Phys. Rev. Lett.* **103**, 036801 (2009).
- [66] J. Dressel, Y. Choi, and A. N. Jordan, Measuring which-path information with coupled electronic Mach-Zehnder interferometers, *Phys. Rev. B* **85**, 045320 (2012).
- [67] E. Weisz, H. K. Choi, I. Sivan, M. Heiblum, Y. Gefen, D. Mahalu, and V. Umansky, An electronic quantum eraser, *Science* **344**, 1363 (2014).

- [68] A. V. Lebedev, G. B. Lesovik, and G. Blatter, Generating spin-entangled electron pairs in normal conductors using voltage pulses, *Phys. Rev. B* **72**, 245314 (2005).
- [69] F. Hassler, G. B. Lesovik, and G. Blatter, Effects of Exchange Symmetry on Full Counting Statistics, *Phys. Rev. Lett.* **99**, 076804 (2007).
- [70] J. Keeling, I. Klich, and L. S. Levitov, Minimal Excitation States of Electrons in One-Dimensional Wires, *Phys. Rev. Lett.* **97**, 116403 (2006).
- [71] In an alternative implementation, one may consider the injection of charges from a mesoscopic capacitor.
- [72] This state resembles the spin in the proposal of Ref. [1].
- [73] P. Samuelsson and M. Büttiker, Quantum state tomography with quantum shot noise, *Phys. Rev. B* **73**, 041305 (2006).
- [74] D. A. Ivanov, H. W. Lee, and L. S. Levitov, Coherent states of alternating current, *Phys. Rev. B* **56**, 6839 (1997).
- [75] A. A. Vyshnevyy, A. V. Lebedev, G. B. Lesovik, and G. Blatter, Two-particle entanglement in capacitively coupled Mach-Zehnder interferometers, *Phys. Rev. B* **87**, 165302 (2013).
- [76] See Supplemental Material at <http://link.aps.org/supplemental/10.1103/PhysRevLett.117.146801> for details of this calculation.
- [77] One can, in principle, use any range of counting fields of length 2π , for instance, $[0, 2\pi]$ or $[-\pi, \pi]$. However, the maximal value of the counting field is given by the dimensionless coupling λ_0 in Eq. (13). Thus, if this coupling is smaller than 2π , one needs to use the interval $[-\pi, \pi]$.
- [78] I. P. Levkivskiy and E. V. Sukhorukov, Dephasing in the electronic Mach-Zehnder interferometer at filling factor $\nu = 2$, *Phys. Rev. B* **78**, 045322 (2008).
- [79] P. Roulleau, F. Portier, P. Roche, A. Cavanna, G. Faini, U. Gennser, and D. Mailly, Tuning Decoherence with a Voltage Probe, *Phys. Rev. Lett.* **102**, 236802 (2009).
- [80] E. Bieri, M. Weiss, O. Göktaş, M. Hauser, C. Schönenberger, and S. Oberholzer, Finite-bias visibility dependence in an electronic Mach-Zehnder interferometer, *Phys. Rev. B* **79**, 245324 (2009).
- [81] M. Albert, G. Haack, C. Flindt, and M. Büttiker, Electron Waiting Times in Mesoscopic Conductors, *Phys. Rev. Lett.* **108**, 186806 (2012).
- [82] D. Dasenbrook, C. Flindt, and M. Büttiker, Floquet Theory of Electron Waiting Times in Quantum-Coherent Conductors, *Phys. Rev. Lett.* **112**, 146801 (2014).
- [83] D. Dasenbrook and C. Flindt, Quantum theory of an electron waiting time clock, *Phys. Rev. B* **93**, 245409 (2016).