

Dynamics and stability of dark solitons in exciton-polariton condensates

Lev A. Smirnov,^{1,2,3} Daria A. Smirnova,¹ Elena A. Ostrovskaya,¹ and Yuri S. Kivshar¹

¹*Nonlinear Physics Centre, Research School of Physics and Engineering, The Australian National University, Canberra ACT 0200, Australia*

²*Institute of Applied Physics, Russian Academy of Sciences, Nizhny Novgorod 603950, Russia*

³*University of Nizhny Novgorod, Nizhny Novgorod 603950, Russia*

(Received 6 April 2014; revised manuscript received 9 May 2014; published 12 June 2014)

We present a comprehensive analytical theory of localized nonlinear excitations—dark solitons—supported by an incoherently pumped, spatially homogeneous exciton-polariton condensate. We show that, in contrast to dark solitons in conservative systems, these nonlinear excitations “relax” by blending with the background at a finite time, which critically depends on the parameters of the condensate. Our analytical results for trajectory and lifetime are in excellent agreement with direct numerical simulations of the open-dissipative mean-field model. In addition, we show that transverse instability of quasi-one-dimensional dark stripes in a two-dimensional open-dissipative condensate demonstrates features that are entirely absent in conservative systems, as creation of vortex-antivortex pairs competes with the soliton relaxation process.

DOI: [10.1103/PhysRevB.89.235310](https://doi.org/10.1103/PhysRevB.89.235310)

PACS number(s): 71.36.+c, 03.75.Lm, 05.45.Yv, 67.10.Jn

I. INTRODUCTION

Bose-Einstein condensates of (exciton-)polaritons created in semiconductor microcavities in a strong light-matter interaction regime are in the focus of exciting new research area, where quantum and nonequilibrium properties can be studied within the same physical system [1,2]. The nonequilibrium, open-dissipative behavior is intrinsic to this system since polaritons are subject to rapid radiative decay, and their population is maintained due to an optical pumping. On the other hand, the ability of these bosonic quasiparticles to condense into a macroscopically occupied quantum coherent state has prompted vigorous investigations of analogies between the polariton condensate and intrinsically equilibrium, conservative condensates of atomic gases, which exist under conditions of careful isolation from the environment [3–5]. Many features of atomic BEC have been successfully demonstrated in polariton condensates, such as long-range coherence [6,7], superfluid flow [8,9], and quantized vortices [10–12].

Nonlinearity of the polariton condensate is inherited from strongly and repulsively interacting excitons. This results in the nonlinear behavior akin to that of matter waves (atomic condensates) with a positive scattering length or optical waves in a nonlinear defocusing media. Consequently, the most basic form of a *nonlinear collective excitation* in this system is a dark soliton characterized by a density dip and an associated phase gradient (see Fig. 1). So far, dark solitons and their dynamics have been observed [13–16] and analyzed [17,18] mostly in the polariton condensates coherently and resonantly driven by a pumping laser. Formation and behavior of dark solitons in an *incoherently pumped* polariton condensate with a spontaneously established coherence, has not been explored in experiments so far, although experimentally feasible schemes for their generation upon scattering of the condensate on a defect [19] or a potential step [20] have been proposed. In addition, several numerical studies [20–22] suggest that analogies between dark solitons in polariton condensates and those in matter or optical waves [23–25] cannot be taken too far. The open-dissipative nature of polariton condensates lends unique, and so far little explored, features to localized nonlinear excitations.

The purpose of this paper is twofold. First, we analyze, both analytically and numerically, dynamics of one-dimensional dark solitons in a nonresonantly excited, spatially homogeneous polariton condensate. By taking into account the coupling between a condensate and an incoherent reservoir of “hot” polaritons, we obtain a number of analytical results that elucidate the influence of open-dissipative nature of the system on the behavior of localized nonlinear excitations. In particular, we show that dark solitonlike structures have a finite lifetime, and do not remain spatially localized. Secondly, we perform a numerical study of the stability of the quasi-one-dimensional dark soliton stripes to transverse perturbations in a two dimensional system. We show that the hallmark of dark solitons in two- (or three-) dimensional optical and matter waves, the so-called *snake instability* leading to formation of vortex pairs [26,27], can be completely inhibited in two-dimensional open-dissipative condensates.

The paper is organized as follows. In Sec. II, we consider the mean-field model of a polariton condensate subject to incoherent off-resonant optical excitation, discuss the homogeneous steady state and introduce appropriate scalings. In Sec. III, we revisit the modulational stability analysis of the homogeneous state by means of Bogoliubov-de Gennes approach, and derive a simple analytical expression for the boundary of a modulationally unstable region in the parameter space. Next, in Sec. IV, we construct general asymptotic theory for the dynamics of dark solitonic excitations supported by

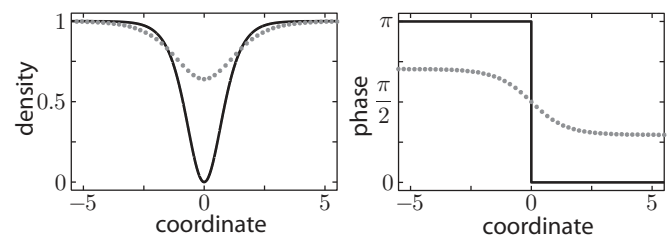


FIG. 1. Schematics of the condensate density, $|\Psi|^2$, and phase of the condensate order parameter (macroscopic wave function), $\arg(\Psi)$, corresponding to a stationary one-dimensional dark soliton (solid) and a moving “gray” soliton (dotted line).

a homogeneous condensate. By comparison with numerical simulations, we demonstrate validity of the analytical theory in the regimes of weak and strong pumping. Section V focuses on transverse instability of quasi-one-dimensional dark solitons in a two-dimensional condensate and on the effect of competing time scales between the processes of soliton relaxation and instability development. Finally, we conclude with a brief summary of our results.

II. THE MODEL

Within a mean-field description, the macroscopic wave function, $\Psi(\vec{r}, t)$, of an incoherently, far off-resonantly pumped polariton condensate is governed by a generalized open-dissipative Gross-Pitaevskii (GP) equation coupled to a rate equation for a density, $n_R(\vec{r}, t)$, of an uncondensed reservoir of high-energy near-excitonic polaritons [2,28]:

$$i\hbar \frac{\partial \Psi}{\partial t} = \left[-\frac{\hbar^2}{2M} \Delta + U(\vec{r}, t) + \frac{i\hbar}{2} (Rn_R - \gamma_C) \right] \Psi, \quad (1)$$

$$\frac{\partial n_R}{\partial t} = -(\gamma_R + R|\Psi|^2)n_R + P(\vec{r}, t), \quad (2)$$

where $U(\vec{r}, t) = g_C|\Psi|^2 + g_R n_R$ is an effective potential, combining blueshifts due to polariton condensate interactions and polariton-reservoir interactions. Here, g_C is the strength of nonlinear interaction of polaritons, g_R is the condensate coupling to the reservoir, R stands for the stimulated scattering rate, and γ_C is the rate of loss of condensate polaritons. High-energy, excitonlike polaritons are injected into the reservoir by laser pump $P(\vec{r}, t)$ and relax at the reservoir loss rate γ_R .

We recall that under continuous-wave (*cw*) and spatially uniform pumping, $P(\vec{r}, t) = P_0 = \text{const}$, the steady-state solution is sought in the form [2,28]

$$\Psi(\vec{r}, t) = \Psi_0 = \sqrt{n_C^0} e^{-i(E_0/\hbar)t}, \quad n_R(\vec{r}, t) = n_R^0, \quad (3)$$

where quantities n_C^0 and n_R^0 are constant. For a weak pump P_0 , the condensate is absent $n_C^0 = 0$, while the reservoir density is proportional to the pump intensity $n_R^0 = P_0/\gamma_R$. Exact balance of loss and gain is achieved at the threshold value $P_{\text{th}} = \gamma_R \gamma_C / R$. Above this threshold, when $P_0 > P_{\text{th}}$, the solution (3) with $n_C^0 = 0$ becomes unstable and the condensate appears. The steady homogeneous condensate and reservoir densities are expressed as follows:

$$n_C^0 = (P_0 - P_{\text{th}})/\gamma_C, \quad n_R^0 = n_R^{\text{th}} = \gamma_C/R \quad (4)$$

and the condensate energy is

$$E_0 = g_C n_C^0 + g_R n_R^{\text{th}}. \quad (5)$$

The model in (1) and (2) can be rewritten in a dimensionless form by using the scaling unit of healing length $r_h = \hbar/(Mc_s)$ and time $\tau_0 = r_h/c_s$, where $c_s = (g_C n_C^*/M)^{1/2}$ is a local sound velocity in the condensate, and n_C^* is a characteristic value of the condensate density. The dimensionless equations for the normalized condensate wave function $\bar{\Psi} = \Psi(n_C^*)^{-1/2}$ and reservoir density $\bar{n}_R = n_R/n_C^*$ take the form

$$i \frac{\partial \bar{\Psi}}{\partial t} = \left[-\frac{1}{2} \Delta + \bar{U} + \frac{i}{2} (\bar{R} \bar{n}_R - \bar{\gamma}_C) \right] \bar{\Psi}, \quad (6)$$

$$\frac{\partial \bar{n}_R}{\partial t} = -(\bar{\gamma}_R + \bar{R}|\bar{\Psi}|^2)\bar{n}_R + \bar{P}, \quad (7)$$

where $\bar{U} = U/(g_C n_C^*)$, $\bar{P} = \hbar P/(g_C n_C^{*2})$, and we omitted the bars over the dimensionless time variable. The corresponding dimensionless parameters are

$$\bar{g}_R = \frac{g_R}{g_C}, \quad \bar{\gamma}_C = \frac{\hbar \gamma_C}{g_C n_C^*} = \frac{\gamma_C}{\gamma_R}, \quad \bar{R} = \frac{\hbar R}{g_C}. \quad (8)$$

For a *cw* background, it is convenient to choose $n_C^* \equiv n_C^0$. Thus the homogeneous steady state (3)–(5) can be rewritten as

$$\bar{\Psi}_0 = \exp(-i\bar{\omega}_0 t), \quad \bar{\omega}_0 = 1 + \bar{g}_R \bar{n}_R^{\text{th}}, \quad \bar{n}_R^{\text{th}} = \bar{\gamma}_C/\bar{R}. \quad (9)$$

Our aim for the rest of this work is to construct a theory for propagation and stability of *nonlinear waves*—finite amplitude collective excitations (such as dark solitons, quantum vortices, etc.) of a homogeneous condensate under incoherent uniform pumping. To this end, we consider perturbations of the condensate wave function and the reservoir density in the following general form:

$$\bar{\Psi} = \bar{\Psi}_0(t) \psi(\vec{r}, t), \quad \bar{n}_R = \bar{n}_R^{\text{th}} + m_R(\vec{r}, t). \quad (10)$$

The perturbations $\psi(\vec{r}, t)$ and $m_R(\vec{r}, t)$ are governed by the dynamical equations:

$$i \frac{\partial \psi}{\partial t} = \left[-\frac{1}{2} \Delta - (1 - |\psi|^2) + \bar{g}_R m_R + \frac{i}{2} \bar{R} m_R \right] \psi, \quad (11)$$

$$\frac{\partial m_R}{\partial t} = \bar{\gamma}_C (1 - |\psi|^2) - \bar{\gamma}_R m_R - \bar{R} |\psi|^2 m_R, \quad (12)$$

where $\bar{\gamma}_R = \bar{R}/(P_0/P_{\text{th}} - 1)$.

III. STABILITY OF A HOMOGENEOUS CONDENSATE

Before analyzing dynamics of collective excitations, it is essential to establish that the homogeneous background itself is stable with respect to weak perturbations [2,28,29]. Here, we revisit known results on spectra of elementary excitations for the open-dissipative model and derive a new analytical criterion for modulational stability of a homogeneous background.

The system of equations (11) and (12) has a solution $|\psi|^2 = 1$, $m_R = 0$, corresponding to a homogeneous distribution of the condensate density n_C and the polariton reservoir density n_R . The linear stability of this stationary state can be analyzed by means of the Bogoliubov-de Gennes approach [3,4], by introducing small perturbations of the homogeneous background of the form [28]

$$\psi = 1 + \epsilon \sum_{\vec{k}} [a_{\vec{k}} e^{(-i\omega t + i\vec{k}\vec{r})} + b_{\vec{k}} e^{(i\omega^* t - i\vec{k}\vec{r})}], \quad (13)$$

$$m_R = \epsilon \sum_{\vec{k}} [c_{\vec{k}} e^{(-i\omega t + i\vec{k}\vec{r})} + c_{\vec{k}}^* e^{(i\omega^* t - i\vec{k}\vec{r})}], \quad (14)$$

where $\epsilon \ll 1$ is a small parameter. Substituting (13), (14) into (11), (12) and keeping terms linear in ϵ , we obtain the eigenvalue problem for elementary excitations [28]. Solution of the eigenvalue problem yields the dispersion relation, which

is a cubic equation with respect to $\omega(k)$:

$$\omega^3 + i(\bar{\gamma}_R + \bar{R})\omega^2 - (\omega_B^2 + \bar{R}\bar{\gamma}_C)\omega = f(k), \quad (15)$$

where $f(k) = i(\bar{\gamma}_R + \bar{R})\omega_B^2 - i\bar{g}_R\bar{\gamma}_Ck^2$, and $\omega_B^2(k) = k^2 + k^4/4$ is the standard Bogoliubov dispersion relation for an equilibrium (atomic) condensate [3,4,29].

In general, the three dispersion branches defined by Eq. (15) are complex: $\omega_j(k) = \Omega_j + i\Gamma_j$, ($j = 1,2,3$), and in order for a cw background to be stable, the condition $\Gamma_j(k) \leq 0$ should be satisfied for all j and k . This condition is *always fulfilled* for $k = 0$ and $k \rightarrow \infty$. Indeed, at $k = 0$, one of the roots of Eq. (15) is zero, and the other two roots have negative imaginary parts. The former is associated with a Goldstone mode that can be understood as a slow rotation of the condensate phase [2,28]. In the opposite limit, $k \rightarrow \infty$, one can show that all three dispersion branches have negative imaginary parts: $\omega_1(k) \approx -i(\bar{\gamma}_R + \bar{R})$, $\omega_{2,3}(k) \approx \pm\omega_B(k) - i\bar{\gamma}_C\bar{R}k^2/2\omega_B^2(k)$. Thus all perturbations decay in time.

If the imaginary part of the eigenfrequency becomes positive, $\Gamma_j(k) > 0$ in some range $k \in [k_1^j, k_2^j]$, the homogeneous condensate is *modulationally (dynamically) unstable*, since its density modulations grow in time exponentially. The boundaries of the instability domain can be found from Eq. (15) by noting that for Γ_j to change sign, two equalities should be satisfied simultaneously:

$$\Omega(\Omega^2 - \omega_B^2 - \bar{R}\bar{\gamma}_C) = 0, \quad (16)$$

$$(\bar{\gamma}_R + \bar{R})\Omega^2 - (\bar{\gamma}_R + \bar{R})\omega_B^2 + \bar{g}_R\bar{\gamma}_Ck^2 = 0. \quad (17)$$

Since all the parameters of our physical system are positive and real, this is possible only if $\Omega = 0$, i.e., for a purely imaginary dispersion branch $\omega_1(k)$, as shown in Fig. 2. Furthermore, $k_1^1 \equiv 0$, and the other boundary

$$k_2^1 = 2\sqrt{\frac{\bar{g}_R\bar{\gamma}_C}{\bar{\gamma}_R + \bar{R}}} - 1 \quad (18)$$

exists only if $\bar{g}_R\bar{\gamma}_C > (\bar{\gamma}_R + \bar{R})$. If this condition is satisfied, the perturbation with wave number k from the interval $[k_1^1, k_2^1]$ grows, and a homogeneous condensate is *modulationally unstable*. In our original variables, the *stability* criterion for

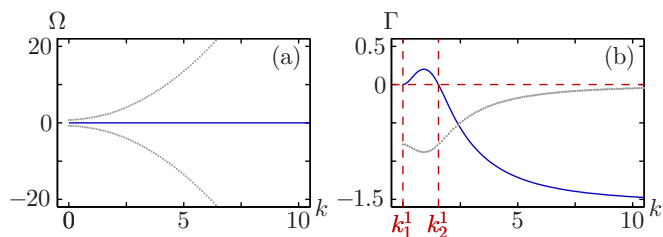


FIG. 2. (Color online) Example of (a) real and (b) imaginary parts of dispersion spectrum for excitations of a cw condensate with $k > 0$. A purely imaginary dispersion branch $\omega_1(k) = i\Gamma_1(k)$ crosses into the positive half-plane at the critical points k_1^1 and k_2^1 . Parameters are $\gamma_R/\gamma_C = 0.5$, $g_R/g_C = 2$, $P_0/P_{th} = 2.5$.

the cw background takes the form

$$\frac{P_0}{P_{th}} > \frac{g_R \gamma_C}{g_C \gamma_R}. \quad (19)$$

Within the framework of our open-dissipative model, the inequality (19) means that a homogeneous steady state of a polariton condensate is stable for *all* values of the pump intensity $P_0 > P_{th}$ only under the condition that

$$\frac{\gamma_C g_R}{\gamma_R g_C} < 1. \quad (20)$$

If this relation is violated, there is a range $P_{th} < P_0 < (g_R\gamma_C/g_C\gamma_R)P_{th}$, where a homogeneous background is modulationally unstable. As will be shown in Sec. IV B, this regime corresponds to effectively *attractive* nonlinearity in the open-dissipative model with weak pumping. Consequently, growth of the spatial density modulations may lead to formation of steady states with modulated density, as discussed in Ref. [28].

In what follows, we restrict our consideration to the dynamics of nonlinear waves propagating on a modulationally stable condensate background. Therefore we make sure that the parameters of the system always satisfy the condition (20).

IV. DYNAMICS OF ONE-DIMENSIONAL DARK SOLITONS

The simplest nonlinear excitation supported by a spatially homogeneous modulationally stable condensate with repulsive interparticle interactions is a one-dimensional (1D) dark soliton—a localized dip in the condensate density with an associated phase gradient (Fig. 1). Such structures may exist in a condensate with a reduced dimensionality, e.g., that contained in a microwire. Soliton “stripes” in a two-dimensional (2D) condensate, spatially uniform along one of the dimensions, can also be treated as quasi-one-dimensional structures. Strictly speaking, as we show below, the main features of a soliton, e.g., propagation through the supporting media without any change in shape or velocity are *absent* in open-dissipative condensates. The solitonic nature of the nonlinear excitations, such as their spatial localization, may be maintained over a period of time determined by the system parameters, however, the intrinsic dissipation causes the dark states to delocalize and blend with the background. Remarkably, within the framework of our model, we can derive simple analytical expressions for the velocity and lifetime of the dark solitonic excitations in polariton condensates.

A. General Asymptotic Description

If the perturbation $m_R(\vec{r}, t)$ of the reservoir density is set to zero, Eq. (11) becomes a nonlinear Schrödinger (NLS) equation with a repulsive (“defocusing”) nonlinearity:

$$i\frac{\partial\psi}{\partial t} + \frac{1}{2}\Delta\psi + (1 - |\psi|^2)\psi = 0. \quad (21)$$

It is well known that this equation has a single-parameter family of solutions in the form of one-dimensional dark solitons moving (for definiteness, along the x axis) at constant velocity v_s ($0 \leq |v_s| < 1$) [5,23,25,30]. In the moving reference frame, $\xi = (x - v_s t)$, a dark soliton is described by a wave

function of the form

$$\psi_s(\xi, v_s) = \sqrt{1 - v_s^2} \tanh(\sqrt{1 - v_s^2} \xi) + i v_s, \quad (22)$$

which satisfies the stationary equation

$$-i v_s \frac{\partial \psi_s}{\partial \xi} + \frac{1}{2} \frac{\partial^2 \psi_s}{\partial \xi^2} + (1 - |\psi_s|^2) \psi_s = 0 \quad (23)$$

and the boundary conditions at infinity $\psi_s(\xi \rightarrow \infty) \rightarrow 1$. A stationary soliton ($v_s = 0$) is often referred to as a “black” soliton, where the BEC density drops to zero, and the phase of the wave function $\psi_s(\xi)$ has a π phase jump across the soliton profile (see Fig. 1). In a moving (“gray”) soliton, the minimum value of density $n_C^{\min} = |\psi_s(\xi = 0)|^2$ increases in proportion to the square of the soliton velocity $n_C^{\min} = v_s^2$, while the phase changes smoothly. When $v_s \rightarrow 1$, the minimum density attains the background value, i.e., $n_C^{\min} \rightarrow 1$ in our dimensionless units. Simultaneously, the soliton width tends to infinity: $\Lambda_s = (1 - v_s^2)^{-1/2} \rightarrow \infty$.

Next, we consider the limit $m_R(\vec{r}, t) \ll 1$, which, as will be shown below, is quite realistic. The right-hand-side terms of Eq. (11) proportional to m_R ,

$$\mathcal{R}(m_R, \psi) = \left(\bar{g}_R + \frac{i}{2} \bar{R} \right) m_R \psi, \quad (24)$$

can be treated as small perturbations. Consequently, we can construct the asymptotic perturbation theory for the dark solitons [31] by assuming that a polariton condensate with a weak coupling to the reservoir supports solitonic structures similar to (22), but with a slowly varying in time velocity $v_s = v_s(\mu t)$. Here we introduced a small parameter $\mu \ll 1$, which will be defined differently for each of the cases considered below. Such solutions can be sought in the form of asymptotic expansion in μ :

$$\psi(\vec{r}, t) = \psi_s(\xi, v_s(\mu t)) + \sum_{j=1}^{\infty} \mu^j \psi_j(\xi, \mu t), \quad (25)$$

$$m_R(\vec{r}, t) = \mu m_R^0(\xi, \mu t) + \sum_{j=1}^{\infty} \mu^{(j+1)} m_{Rj}(\xi, \mu t). \quad (26)$$

Basic understanding of perturbation-induced dynamics for a dark soliton can be deduced from analysis of evolution equations for the soliton parameters. This approach is more simple than the direct perturbation method developed in Refs. [32–38] for optical dark solitons in several important physical settings connected with linear damping, two-photon absorption, gain with saturation and the effects of the Raman self-induced scattering.

To derive the evolution equations of the soliton parameters, it is possible to use several different but qualitatively similar methods. For example, on substituting (25) into (11), (12), to the first order in μ , we obtain the following linear inhomogeneous differential equation for function $\psi_1(\xi, \mu t)$:

$$\left[i v_s \frac{\partial}{\partial \xi} - \frac{1}{2} \frac{\partial^2}{\partial \xi^2} - 1 + 2 |\psi_s|^2 \right] \psi_1 + \psi_s^2 \psi_1^* = i \frac{\partial v_s}{\partial t} \frac{\partial \psi_s}{\partial v_s} - \mathcal{R}(m_R^0, \psi_s), \quad (27)$$

while perturbation $m_R^0(\xi, \mu t)$ of the polariton density in the reservoir is determined by the wave function $\psi_s(\xi, v_s(\mu t))$ of a dark soliton. It can be proved that spatially localized solutions of Eq. (27) exist if

$$\text{Re} \left[\int_{-\infty}^{+\infty} d\xi \left(i \frac{\partial v_s}{\partial t} \frac{\partial \psi_s}{\partial v_s} - \mathcal{R}(m_R^0, \psi_s) \right) \frac{\partial \psi_s^*}{\partial \xi} \right] = 0, \quad (28)$$

which is a full analog of the Fredholm alternative [39,40]. Ultimately, Eq. (28) leads to the dynamic equation:

$$\frac{d\mathcal{E}_s}{dt} = v_s \int_{-\infty}^{+\infty} d\xi \left(\mathcal{R}(m_R^0, \psi_s) \frac{\partial \psi_s^*}{\partial \xi} + \mathcal{R}^*(m_R^0, \psi_s) \frac{\partial \psi_s}{\partial \xi} \right), \quad (29)$$

where

$$\mathcal{E}_s = \frac{1}{2} \int_{-\infty}^{+\infty} d\xi \left[\left| \frac{\partial \psi_s}{\partial \xi} \right|^2 + (1 - |\psi_s|^2)^2 \right] = \frac{4}{3} (1 - v_s^2)^{3/2} \quad (30)$$

is the energy of the dark soliton. Equations (29) and (30) fully describe the dynamics (trajectory and velocity) of a 1D dark soliton propagating on a background of a spatially homogeneous polariton condensate.

In essence, Eqs. (29) and (30) are in agreement with the results of Refs. [41,42], and can alternatively be derived using the so-called adiabatic approximation of the perturbation theory for dark solitons. We stress that our theory so far assumes a perturbative regime of reservoir excitations $m_R(\vec{r}, t) \ll 1$. We will now show that this condition is fulfilled in a broad range of regimes.

B. Weak pumping

First of all, we will consider the regime of a weakly above threshold pump intensity:

$$P_0/P_{\text{th}} - 1 \ll 1. \quad (31)$$

The characteristic scale of the perturbation $m_R^0(\xi, \mu t)$ coincides with the dark soliton width Λ_s . Under the condition (31), $\bar{\gamma}_R \gg 1$, and, thereby, for all velocities v_s , $\bar{\gamma}_R \gg 1/\Lambda_s$. According to Eq. (12) and the asymptotic series (25), the perturbation $m_R^0(\xi, \mu t)$ of the polariton density in the reservoir is coupled to $|\psi_s(\xi, v_s(\mu t))|^2$:

$$m_R^0 = \frac{\bar{\gamma}_C}{\bar{\gamma}_R} (1 - |\psi_s|^2), \quad (32)$$

and is a small value, provided that $\bar{\gamma}_C/\bar{\gamma}_R \equiv \gamma_C/\gamma_R \ll 1$. Hence the role of the small parameter in our problem is now played by the ratio $\mu \sim \gamma_C/\gamma_R \ll 1$. Substituting (32) into the right-hand side of equality (29), taking into account that $\psi_s(\xi, v_s)$ is determined by (22), and integrating, we obtain the expression for the dark soliton acceleration,

$$\frac{dv_s}{dt} = \frac{1}{2\tau_1} (1 - v_s^2) v_s, \quad (33)$$

and velocity,

$$v_s^2(t) = \frac{v_{s0}^2 \exp(t/\tau_1)}{1 - v_{s0}^2 + v_{s0}^2 \exp(t/\tau_1)}. \quad (34)$$

The velocity of the dark soliton v_s determines its “darkness” (contrast) through the simple relation $n_C^{\min}(t) = v_s^2(t)$. The

Eq. (34) shows that n_C^{\min} grows in time approaching the unit background, and as a result the dark soliton disappears at the time:

$$\tau_1 = \frac{3}{2} \frac{\bar{\gamma}_R}{\bar{R}\bar{\gamma}_C} = \frac{3}{2} \frac{1}{\gamma_C \tau_0} \frac{P_{\text{th}}}{P_0 - P_{\text{th}}}, \quad (35)$$

where τ_0 is the characteristic time scale for our system introduced in Sec. II. We point out that this case is similar to the NLS model for a defocusing nonlinear medium with the saturated gain analyzed in Ref. [42].

As seen from Eqs. (33)–(35), the soliton relaxation time in the weak pumping regime is not affected by the nonlinear interaction with the reservoir. By substituting expression (32) for $m_R = m_R^0$ into Eq. (11), we can rewrite it in the form

$$i \frac{\partial \psi}{\partial t} + \frac{1}{2} \Delta \psi + \alpha(1 - |\psi|^2)\psi = \frac{i}{2} \bar{R} m_R \psi, \quad (36)$$

where $\alpha = 1 - \bar{g}_R \bar{\gamma}_C / \bar{\gamma}_R = 1 - (g_R \gamma_C) / (g_C \gamma_R)$. According to (36), the interaction with the reservoir, characterized by \bar{g}_R , modifies the effective local self-induced potential exhibited by the condensate, and therefore only slightly changes the width and darkness of the solitonic state. Its acceleration, on the other hand, is determined by the stimulated scattering term proportional to \bar{R} . We point out that at $(g_R \gamma_C) / (g_C \gamma_R) > 1$ [cf. Eq. (20)] the sign of α is changed to the opposite, i.e., the character of nonlinearity is effectively switched from repulsive to *attractive*. As established in Sec. III, in this regime, the condensate can become modulationally unstable at some pump intensities.

To compare our analytical predictions with direct numerical simulation of the model equations, we show the evolution of the condensate density distribution $n_C(x, t) = |\psi(x, t)|^2$ and associated perturbations of the polariton reservoir density $m_R(x, t)$ in Fig. 3 (left and middle columns, respectively). For comparison, the dark soliton trajectory calculated using Eq. (33) is depicted by the solid line and demonstrates a remarkable agreement with the results of direct integration of Eqs. (6) and (7). The right column in Fig. 3 shows the time-dependence of the minimum value of the condensate density associated with the dark soliton. The solid line shows the darkness $n_C^{\min}(t) = v_s^2(t)$ calculated analytically using Eq. (34), and shows an excellent agreement with numerics. As seen in Figs. 3(d)–3(f), the soliton lifetime, τ_1 , reduces dramatically with growth of the stimulated scattering rate \bar{R} , characterizing the efficiency of the polariton scattering into the condensed state. Namely, the threefold increase in \bar{R} , compared to the parameters in Figs. 3(a)–3(c), leads to the threefold decrease in τ_1 , in agreement with Eq. (35). Likewise, longer lifetime of the reservoir polaritons leads to shorter lifetime of dark solitons. As can be seen in Figs. 3(g)–3(i), the relaxation time τ_1 has decreased by 5/3 when $\bar{\gamma}_R$ decreased by 2/5, in full compliance with (35). At this ratio, $\bar{\gamma}_C / \bar{\gamma}_R = 1/3$, therefore for correct description of the dark soliton dynamics in the zero order the wave function $\psi(x, t)$ should be set taking into account the coefficient α [see Eq. (36)], which determines the soliton width $\Lambda_s = (\alpha - v_s^2)^{-1/2}$ and the density minimum $n_C^{\min} = v_s^2 / \alpha$. Conversely, simultaneous increase in both radiative and nonradiative decay rates of the reservoir, $\bar{\gamma}_R$ and \bar{R} , causes the solitonic structures to disappear rather fast. In the particular

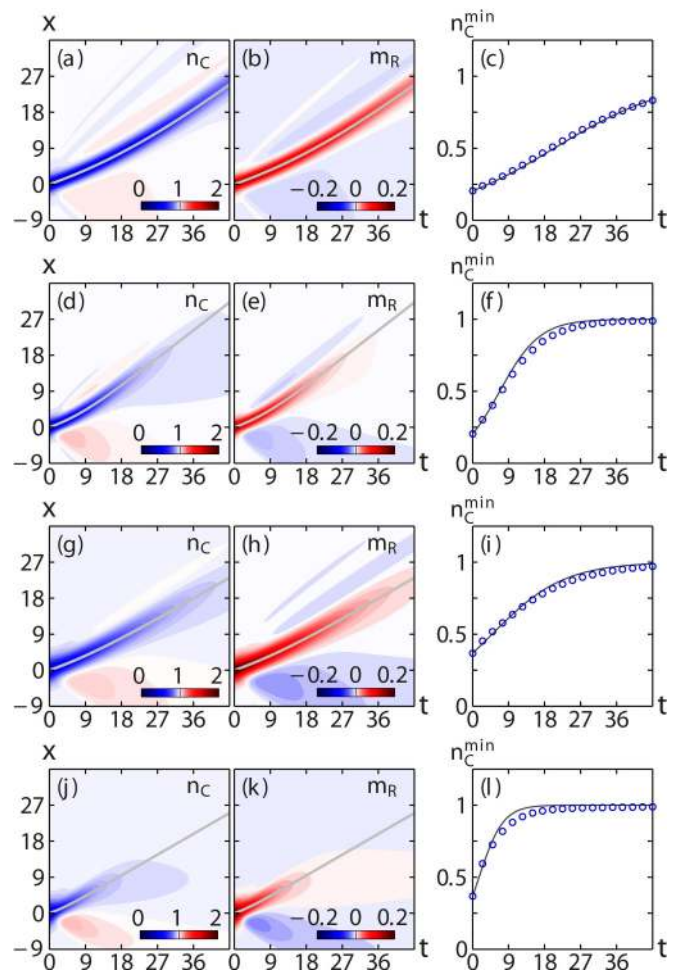


FIG. 3. (Color online) Dynamics of a 1D dark soliton with the initial velocity $v_s(0) = 0.35$ in the case of weak pumping. Shown are contour plots of $n_C(x, t)$ (left column) and $m_R(x, t)$ (middle column), and the dependence $n_C^{\min}(t)$ (right column, circles) computed using Eqs. (11) and (12). Solid lines are calculated using the analytical formulas (33) (left and middle columns) and Eq. (34) (right column). Parameters are $\bar{g}_R = 2$, $\bar{\gamma}_C = 3$, and (a)–(c) $\bar{\gamma}_R = 15$, $\bar{R} = 0.5$; (d)–(f) $\bar{\gamma}_R = 15$, $\bar{R} = 1.5$; (g)–(i) $\bar{\gamma}_R = 9$, $\bar{R} = 0.5$; (j)–(l) $\bar{\gamma}_R = 9$, $\bar{R} = 1.5$.

case shown in Figs. 3(j)–3(l), the dimensionless relaxation time is very short $\tau_1 = 3$, as predicted by Eq. (35). However, even in this case, our asymptotic description gives quite satisfactory understanding of the behavior of the dark localized structures at all stages of evolution. Although neither the initial density nor the phase structure typical of a dark soliton in a conservative system survives in the open-dissipative condensate, the localized nature of the dark solitonic excitation with the distinct phase gradient across its profile is preserved during the relaxation process (see Fig. 4).

Finally, we note that, if we assume the polariton relaxation time $\gamma_C^{-1} = 10$ ps and the dimensionless parameters in Figs. 3(a)–3(l), the time scaling variable expressed as $\tau_0 = \bar{\gamma}_C / \gamma_C$ takes the physical value of 30 ps. The corresponding propagation time for the solitonic state shown in Figs. 3(a)–3(c) reaches $t = 1800$ ps, which is much longer than the condensate and reservoir relaxation times.

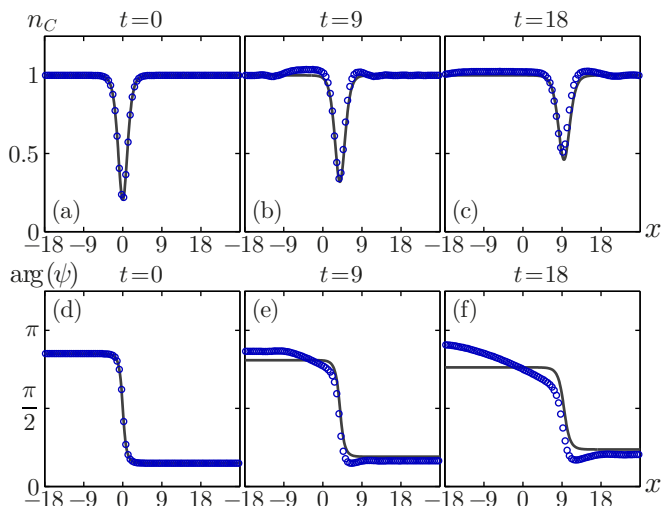


FIG. 4. (Color online) Cross-section of a 1D dark soliton (a)–(c) density and (d)–(f) phase for different stages of relaxation dynamics shown in Figs. 3(a)–3(c). Solid lines are obtained analytically.

C. Slow solitons

If the velocity of a dark soliton is smaller than all characteristic relaxation and scattering rates in the system, i.e.,

$$v_s \ll \bar{\gamma}_C, \bar{\gamma}_R, \bar{R}, \quad (37)$$

we can repeat the analysis described above. Under the condition (37), the perturbation $m_R^0(\xi, \mu t)$ of the reservoir density depends on $|\psi_s(\xi, v_s(\mu t))|^2$ as

$$m_R^0 = \frac{\bar{\gamma}_C(1 - |\psi_s|^2)}{\bar{\gamma}_R + \bar{R}|\psi_s|^2}, \quad (38)$$

and is a small value, provided that $\bar{\gamma}_C/(\bar{\gamma}_R + \bar{R}) \ll 1$. Therefore the small parameter of the problem is $\mu \sim \bar{\gamma}_C/(\bar{\gamma}_R + \bar{R}) = (\gamma_C P_{th})/(\gamma_R P_0) \ll 1$. Substituting (38) into the right-hand side of Eq. (29), taking into account the expression for $\psi_s(\xi, v_s)$ (22), and integrating, we obtain the following equation for the acceleration:

$$\frac{dv_s}{dt} = \frac{1}{2\tau_2} v_s \quad (39)$$

and the soliton velocity

$$v_s^2(t) = v_{s0}^2 e^{t/\tau_2}. \quad (40)$$

Here the relaxation time is

$$\begin{aligned} \tau_2 &= \frac{1}{\bar{\gamma}_C} \left(\frac{\bar{\gamma}_R + \bar{R}}{\sqrt{\bar{R}\bar{\gamma}_R}} \arctan \sqrt{\frac{\bar{R}}{\bar{\gamma}_R}} - 1 \right)^{-1} \\ &= \frac{1}{\gamma_C \tau_0} \left[\frac{P_0}{\sqrt{P_{th}(P_0 - P_{th})}} \arctan \sqrt{\frac{P_0 - P_{th}}{P_{th}}} - 1 \right]^{-1}. \end{aligned} \quad (41)$$

When $P_0/P_{th} - 1 \ll 1$,

$$\tau_2 \approx \frac{3}{2} \frac{1}{\gamma_C \tau_0} \frac{P_0}{P_0 - P_{th}}. \quad (42)$$

From Eq. (40) it follows that a stationary *black* soliton with $v_s(0) = 0$ is *unstable*. Any small perturbation of the initial velocity leads to soliton acceleration, which results in the exponential growth of the velocity. When the condition $v_s \ll 1$ is violated, acceleration slows down and soliton behaves as described in the previous section, losing its energy and relaxing to the background. Rapid relaxation of quasistationary dark solitons was numerically demonstrated in Ref. [22] for moderate pumping intensities.

D. Strong pumping

The above results were obtained in the weak pump approximation. However, we can also use our general asymptotic approach to analyze the case when the pump is strong:

$$P_0/P_{th} \gg 1. \quad (43)$$

Taking into account the asymptotic expansion (25) to the first order in μ , Eq. (12) can be rewritten in the form

$$-v_s \frac{\partial m_R^0}{\partial \xi} + (\bar{\gamma}_R + \bar{R}|\psi_s|^2)m_R^0 = \bar{\gamma}_C(1 - |\psi_s|^2). \quad (44)$$

Therefore the perturbation of the polariton density in the reservoir depends on the wave function nonlocally:

$$m_R^0 = \wp e^{(p\eta - q \tanh \eta)} \int_{\eta}^{+\infty} e^{(q \tanh \eta' - p\eta')} \text{sech}^2 \eta' d\eta', \quad (45)$$

where

$$\begin{aligned} \eta &= \sqrt{1 - v_s^2} \xi, & \wp &= \frac{\sqrt{1 - v_s^2}}{v_s} \bar{\gamma}_C, \\ p &= \frac{(\bar{\gamma}_R + \bar{R})}{v_s \sqrt{1 - v_s^2}}, & q &= \frac{\sqrt{1 - v_s^2}}{v_s} \bar{R}. \end{aligned} \quad (46)$$

Under the condition (43), $\bar{\gamma}_R \ll 1$ and $\bar{\gamma}_C \ll 1$ and thereby the value of $m_R^0(\eta)$ determined by (45) is small in a wide range of values of the soliton velocity v_s . Here, \wp is a small parameter of the system $\mu \sim \wp \ll 1$.

If $p \lesssim 1$, that is, $\bar{R} \lesssim v_s \sqrt{1 - v_s^2}$, we can replace $p\eta'$ by $p \tanh(\eta')$ in (45) and obtain an analytical expression for the function $m_R^0(\eta)$:

$$m_R^0 = \frac{\wp}{(p - q)} e^{(p\eta - q \tanh \eta)} [e^{(p-q)} - e^{[(p-q) \tanh \eta]}]. \quad (47)$$

Substituting (47) into the right-hand side of Eq. (29) and taking into account the expression for $\psi_s(\xi, v_s)$ (22), we derive the following expression for the soliton acceleration:

$$\begin{aligned} \frac{dv_s}{dt} &= -\frac{\bar{\gamma}_C \sqrt{1 - v_s^2}}{4 w^2} \left\{ \frac{\bar{g}_R(\bar{\gamma}_R + \bar{R})}{v_s^2} \left(e^{-2w} + \frac{2}{3} w - 1 \right) \right. \\ &\quad + 2\bar{g}_R \bar{R} \frac{(1 - v_s^2)}{v_s^2 w^2} [(w + 1)e^{-2w} + w - 1] \\ &\quad \left. - \bar{R}(e^{-2w} + 2w - 1) \right\}, \end{aligned} \quad (48)$$

where

$$w = \frac{\bar{\gamma}_R + \bar{R} v_s^2}{v_s \sqrt{1 - v_s^2}}. \quad (49)$$

Note that $w(v_s)$ can be small if $\bar{R}v_s \ll \sqrt{1-v_s^2}$, and this is possible even for $\bar{R} \sim v_s$. When $w(v_s) \ll 1$, Eq. (48) can be reduced to

$$\frac{dv_s}{dt} = \frac{1}{2\tau_3} \frac{(1-v_s^2)}{v_s}, \quad (50)$$

where

$$\tau_3 = \frac{3}{2} \frac{1}{\bar{\gamma}_C \bar{g}_R} = \frac{3}{2} \frac{g_c}{g_R \gamma_c \tau_0} \quad (51)$$

is the soliton relaxation time. By integrating (50), we obtain the expression for the soliton velocity

$$v_s^2(t) = 1 - (1 - v_s^2(0))e^{-t/\tau_3}. \quad (52)$$

In the regime of strong pumping, the dominant contribution to the perturbation (24) causing relaxation of a dark soliton is $\bar{g}_R m_R \psi$. This results in the nonlocal coupling between $|\psi_s|^2$ and m_R^0 , and the explicit dependence of the soliton lifetime (51) on the strength of the nonlinear interaction between the condensate and reservoir polaritons, \bar{g}_R . In all our calculations, we took $\bar{g}_R = g_R/g_c = 2$, as predicted by the Hartree-Fock theory. However, the strength of the condensate-reservoir interaction g_R has not been conclusively verified in experiments. Therefore, dynamics of dark solitons created in an experiment via strong incoherent excitation, would not only serve as a test for our model, but may potentially lead to accurate estimation of g_R from the characteristic time of relaxation τ_3 .

To demonstrate agreement between our analytical theory and numerical simulations, we show evolution of the polariton density distribution $n_C(x,t) = |\psi(x,t)|^2$ and associated perturbations of the reservoir density $m_R(x,t)$, in the left and middle column panels of Fig. 5, respectively, for various values of the parameters. In contrast to Fig. 4, nonlocal coupling between the reservoir density $m_R(x,t)$ and the condensate density $n_C(x,t)$ significantly affects the soliton dynamics, as seen in Fig. 6. The reservoir exerts a ‘‘drag’’ on the dark soliton, whereby the soliton delocalizes and develops a low density tail [Fig. 6(c)]. Nevertheless, the density minimum propagates in remarkable agreement with the dark soliton trajectory calculated using Eq. (48) as depicted by the solid line in left and middle column panels of Fig. 5. The time dependence of the minimum density value, $n_C^{\min}(t) = v_s^2(t)$, calculated using Eq. (52) is also in excellent agreement with the numerical solutions of Eqs. (6) and (7), as shown in Figs. 5(c), 5(f), 5(i), and 5(l).

In physical terms, stronger pumping leading to larger densities of the condensate cw background, shortens the time scale of the soliton relaxation dynamics. In particular, the dynamics shown in Fig. 5 is very fast, and its time scale is comparable to the polariton decay times. For $\gamma_c^{-1} = 10$ ps, the corresponding propagation times are $t = 18$ [Figs. 5(a)–5(c) and 5(g)–5(i)], 6 [Figs. 5(d)–5(f)], and 36 ps [Figs. 5(j)–5(l)].

V. TRANSVERSE INSTABILITY OF DARK SOLITONS

Quasi-one-dimensional dark soliton stripes in two-dimensional exciton-polariton systems emerged as an important topic in connection with the physics of superfluidity and breakdown of the superfluid flow in a coherently driven polariton condensates [14,15]. It is well known that dark

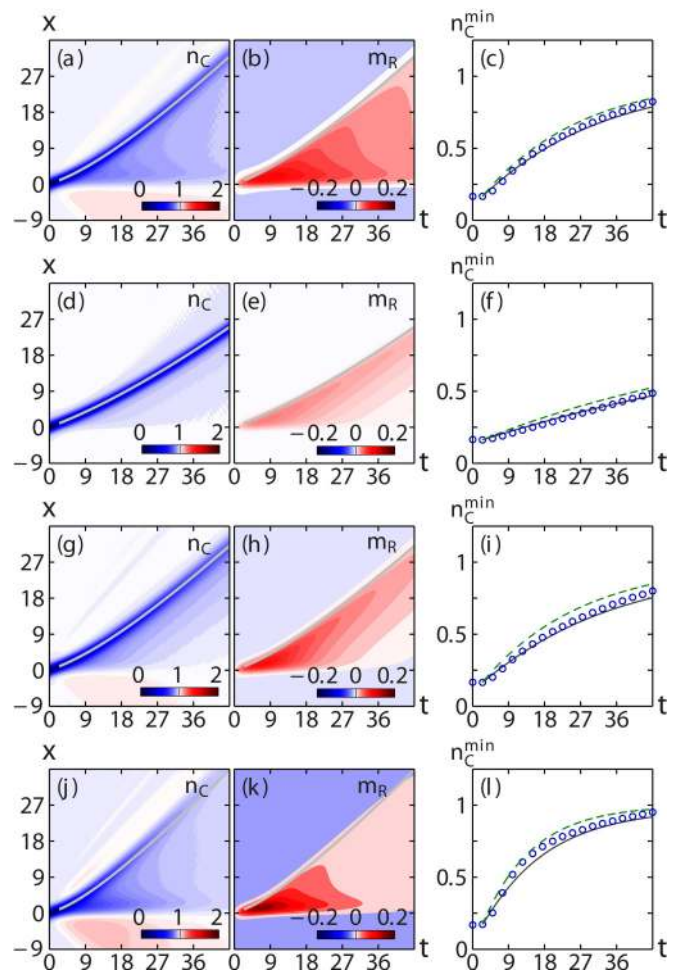


FIG. 5. (Color online) Dynamics of a 1D dark soliton with the initial velocity $v_s(0) = 0.4$ in the case of strong pumping. Shown are contour plots of $n_C(x,t)$ (left column) and $m_R(x,t)$ (middle column), and the dependence $n_C^{\min}(t)$ (right column, circles) obtained by numerical solution of Eqs. (11) and (12). The solid lines in the left and middle columns are obtained using Eq. (48). Solid line in the right column is obtained analytically using the approximate Eq. (52), for comparison, the dashed line is calculated by numerical integration of Eq. (48). Parameters are (a)–(c) $\bar{g}_R = 2$, $\bar{\gamma}_C = 0.03$, $\bar{\gamma}_R = 0.05$, $\bar{R} = 0.04$; (d)–(f) $\bar{\gamma}_C = 0.01$, $\bar{\gamma}_R = 0.05$, $\bar{R} = 0.04$; (g)–(i) $\bar{\gamma}_C = 0.03$, $\bar{\gamma}_R = 0.07$, $\bar{R} = 0.08$; (j)–(l) $\bar{\gamma}_C = 0.06$, $\bar{\gamma}_R = 0.04$, $\bar{R} = 0.15$.

soliton stripes in conservative atomic condensates [24,43–46] and optical fields [47–51] are always unstable to sufficiently long-wavelength modulations in the direction transverse to the soliton line (or plane). Decay into pairs of vortices with opposite topological charges triggered by the transverse instability has been observed in experiments with optical and matter waves [26,27,52,53]. Our aim here is to consider, by means of numerical modeling, peculiarities of transverse instability development of dark solitons in an open-dissipative condensate of polaritons with an *incoherent* pump. This is a regime that so far has not been studied in experiments, and therefore our predictions could be used to guide further experimental efforts.

For comparison with conservative systems, we first demonstrate the well-known result of the transverse instability

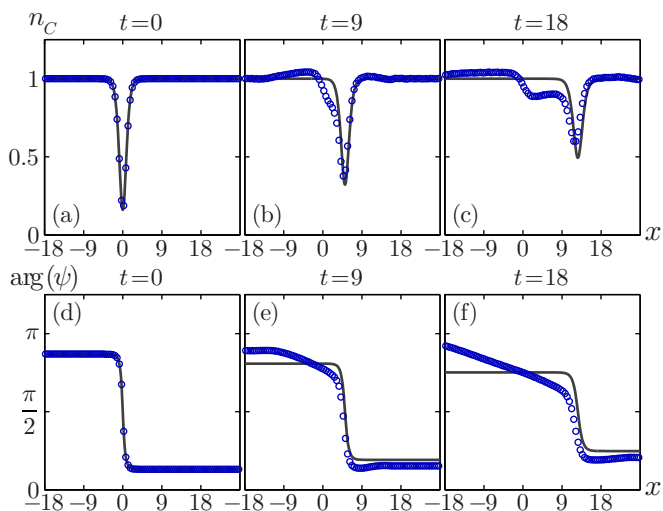


FIG. 6. (Color online) Cross-section of a 1D dark soliton (a)–(c) density and (d)–(f) phase for different stages of relaxation dynamics shown in Figs. 5(a)–5(c). Solid lines are obtained analytically.

development in the framework of Eq. (21) [see Fig. 7]. The initial dark soliton velocity (width) in these calculations is slightly modulated by the Gaussian function:

$$\begin{aligned} \psi(\vec{r}, t=0) &= \psi_s(x, v_s(y)), \\ v_s(y) &= v_{s0} + \delta v_{s0} e^{-y^2/\sigma_y^2}. \end{aligned} \quad (53)$$

As seen from the snapshots of the density distribution $|\psi|^2$, the quasi-1D solitonic structure (53) is destroyed and gives rise to the first vortex-antivortex pair at $t = 27.5$. As the soliton evolves, vortices are generated at the points where both the condensate density and the curvature of the bending soliton line reach zero [46]. Then, at $t = 50$, two more vortex pairs appear, and the process repeats at the later stages of the instability development (hence the term “snake” instability). As a result, the soliton breaks up into several interacting vortex-antivortex pairs. Increasing the initial velocity slows down the process of vortex pairs formation. If the initial velocity of a moving dark (gray) soliton approaches the velocity of sound in the condensate, the transverse instability results in the formation of *vortex-free* structures resembling two-dimensional *Kadomtsev-Petviashvili solitons* [46,50,51].

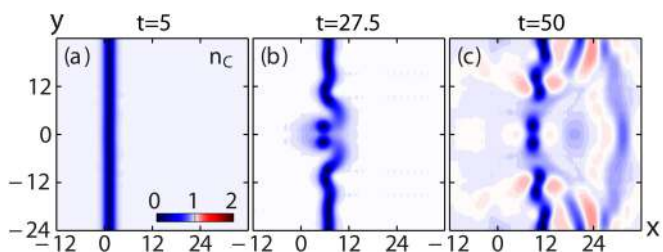


FIG. 7. (Color online) Snapshots of transverse instability development of a dark soliton solution of NLS equation (21) at (a) $t = 5$, (b) 27.5, and (c) 50. The initial velocity $v_s(t = 0)$ is modulated along y -axis by the Gaussian function (53). Parameters are $v_{s0} = 0.25$, $\delta v_{s0} = 0.025$, and $\sigma_y = 1$.

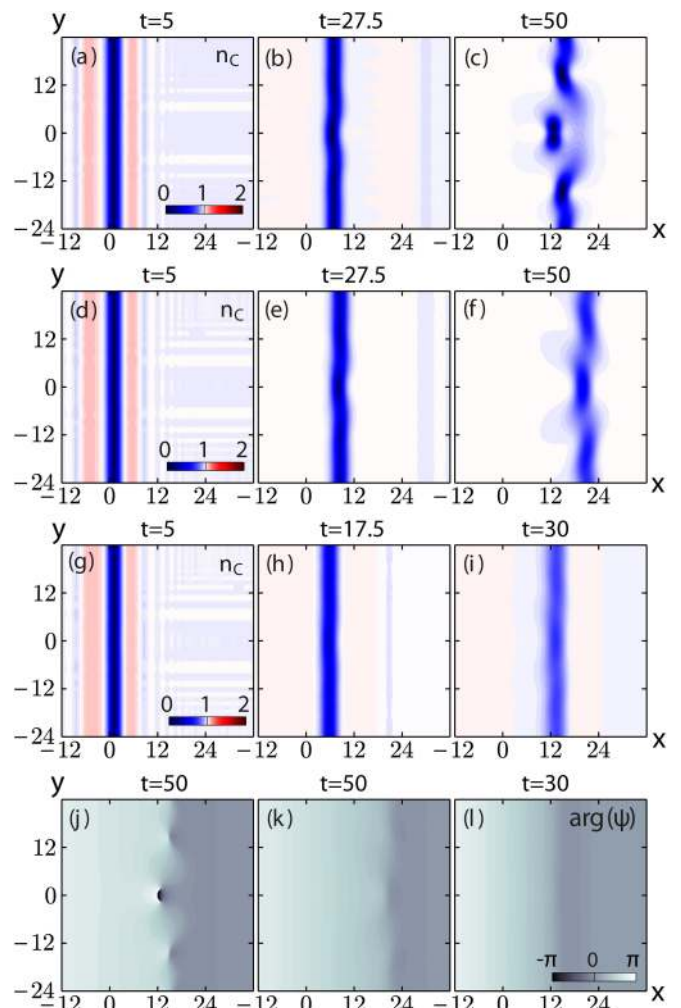


FIG. 8. (Color online) Transverse instability development of a dark soliton with the initial velocity $v_{s0} = 0.25$ for weak pumping. The initial condensate wave function $\psi(\vec{r}, t)$ is the same as that in Fig. 7 and $m_R(\vec{r}, 0) = 0$. Shown are (a)–(i) condensate density n_C , and (j)–(l) phase $\arg(\psi)$ corresponding to (c), (f), and (i). Parameters are $\bar{g}_R = 2$, $\bar{\gamma}_R = 3$, $\bar{\gamma}_R = 15$, and (a)–(c) $\bar{R} = 0.25$; (d)–(f) $\bar{R} = 0.5$; (g)–(i) $\bar{R} = 1$.

Quasi-1D solitons in the open-dissipative polariton condensate behave in a different way. As demonstrated in Sec. IV, dark solitons are fundamentally nonstationary excitations even without a transverse modulation, and therefore the theory of transverse instability developed in Refs. [24,26,27,43–57] is not strictly applicable. Nevertheless, it is intuitively clear that transverse instability may occur and dramatically influence the process of relaxation of solitonic structures described in Sec. IV. Indeed, the transverse instability of dark soliton stripes is clearly seen in numerical simulation of the polariton condensate dynamics in the framework of Eqs. (6) and (7). The results of numerical simulations for a weak pump ($P_0/P_{th} - 1 \ll 1$) are presented in Fig. 8, where we plot the condensate density $n_C(\vec{r}, t)$ [Figs. 8(a)–8(i)] and phase $\arg(\psi)$ [Figs. 8(j)–8(l)] at different moments in time. The reservoir density $m_R(x, y)$ (not shown) trivially follows that of the condensate polaritons with density peaks corresponding to density dips in the condensate.

At $t = 0$, the wave function $\psi(\vec{r}, t = 0)$ was taken in the form (53), whereas the velocity v_{s0} and parameters δv_{s0} and σ_y were the same as in the case corresponding to Fig. 7. The behavior of the polariton condensate was simulated for three different values of the dimensionless scattering rate $\bar{R} = 0.25, 0.5, 1$. According to (35), for $\bar{R} = 0.25$, the characteristic relaxation time τ_1 for 1D dark soliton is equal to 30, while for $\bar{R} = 0.5$, it is two times less, and for $\bar{R} = 1$ it is four times less. As seen in Figs. 8(a)–8(c) and 8(j), a vortex pair is formed from the initial distribution, as a consequence of transverse instability development, at a remarkably lengthy period of time ($t \approx 50$), compared to the depicted in Fig. 7 situation, where $t \leq 27.5$. After that, no new vortices form, the condensate excitations smoothly relax to the homogeneous state, while the vortex and antivortex approach each other, annihilate, and turn into a fading *vortex-free* localized structure. Growth of the stimulated scattering rate \bar{R} leads to inhibition of the transverse instability, whereby no vortex-antivortex pairs form, and slowly developing instability results in the formation of vortex-free structures [Figs. 8(d)–8(f) and 8(k)]. Finally, if the lifetime of the solitonic structure, τ_1 , becomes comparable to the characteristic time scale of the linear stage of the transverse instability, a dark soliton remains quasi-one-dimensional for all the time of its existence, the transverse instability becomes insignificant, and a solitonic stripe merges with the background without breaking up into two-dimensional localized structures. This regime is illustrated in Figs. 8(g)–8(i) and 8(l), where $\tau_1 = 7.5$. For a condensate with the polariton decay rate $\gamma_c = 10$ ps, this corresponds to $t = 225$ ps.

In the case of strong pumping ($P_0/P_{th} \gg 1$) illustrated in Fig. 9, structures similar to those depicted in Fig. 8 are formed. However, for the same initial conditions as in the case of weak pumping, we clearly observe the consequence of nonlocal coupling between the condensate $n_C(\vec{r}, t)$ and reservoir density $m_R(\vec{r}, t)$. Indeed, the instability develops much slower than in the case modeled by the NLS equation (21) and leads to the formation of several vortex pairs and two-dimensional vortex-free solitons, which then disappear [Figs. 9(a)–9(c) and 9(j)]. In this regime, the soliton lifetime τ_3 is controlled by the renormalized decay rate $\bar{\gamma}_C$. For larger decay rates (three times longer lifetime), the transverse instability development slows down and a vortex pair is no longer formed but three two-dimensional vortex-free solitons appear [Figs. 9(d)–9(f) and 9(k)]. Further growth in the decay rate (and fourfold increase in τ_3) fully inhibits the transverse instability, and the dark stripe retains its quasi-1D nature before merging with the background [Figs. 9(g)–9(i) and 9(l)]. In order for a vortex pair to be formed, parameters of the condensate should be chosen so that $\tau_3 > \tau_1$, which indicates that, compared to the weak pumping case, it is more difficult to realize conditions for vortex-pair formation via the transverse instability development.

In addition, strong pumping leads to much shorter time scales of the soliton dynamics overall. For $\gamma_c^{-1} = 10$ ps, the physical periods of time for relaxation and instability development depicted in Fig. 9 are $t = 3.75$ [Figs. 9(a)–9(c)], 7.5 [Figs. 9(d)–9(f)], and 9 ps [Figs. 9(g)–9(i)], respectively.

From the above numerical analysis, we conclude that vortex pairs in a polariton condensate may form due to development of the transverse instability of quasi-1D dark stripes, but

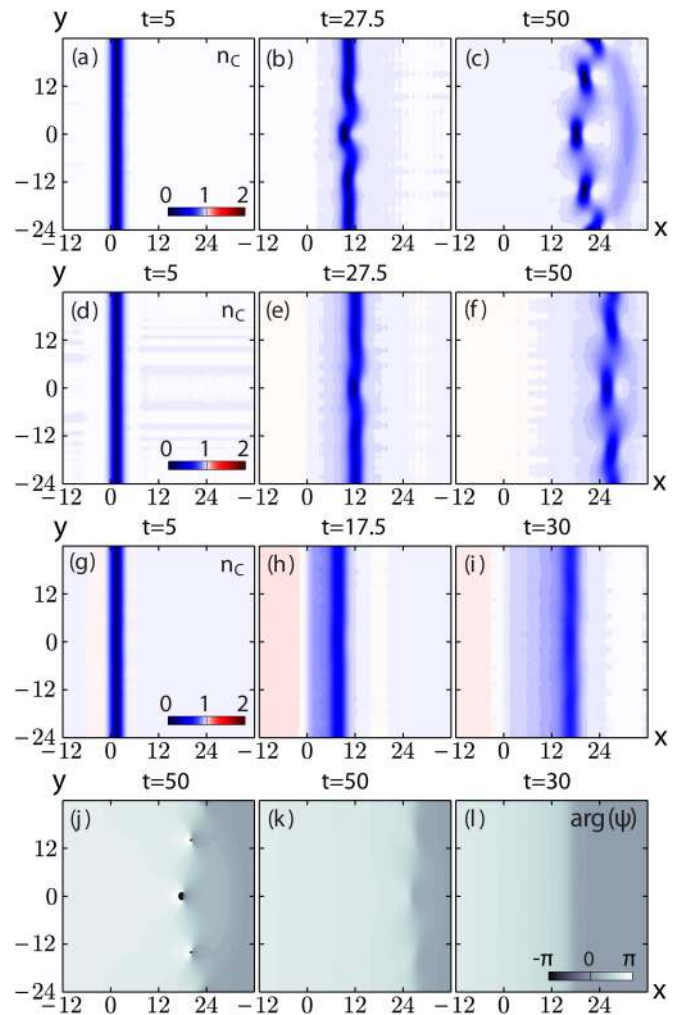


FIG. 9. (Color online) Transverse instability development of a dark soliton with the initial velocity $v_{s0} = 0.3$ for strong pumping. The initial condensate wave function $\psi(\vec{r}, t)$ is the same as that in Fig. 7, and $m_R(\vec{r}, 0) = 0$. Shown are (a)–(i) condensate density n_C , and (j)–(l) phase $\arg(\psi)$ corresponding to (c), (f), and (i). Parameters are $\bar{g}_R = 2$, $\bar{\gamma}_R = 0.07$, $\bar{R} = 0.08$, and (a)–(c) $\bar{\gamma}_C = 0.0075$; (d)–(f) $\bar{\gamma}_C = 0.015$; (g)–(i) $\bar{\gamma}_C = 0.03$.

only under very specific conditions and for a short period of time.

VI. CONCLUSIONS

We have shown, within the framework of an open-dissipative mean-field model, that a homogeneous exciton-polariton condensate with an incoherent pump can support spatially localized solitonic excitations with the spatial and phase structure similar to that of one-dimensional dark solitons in conservative systems. These nonlinear excitations have a finite lifetime which is determined by the parameters of the system, such as polariton decay rates, stimulated scattering rate, and strength of polariton-polariton interactions. In the process of evolution, the dark solitonic structures grow in width and lose contrast eventually blending with the homogeneous background. The soliton relaxation depends on parameters of the condensate and proceeds differently in slightly and

highly above-threshold pumping regimes. The characteristic soliton lifetimes, given by compact analytical formulas, could potentially assist experimental verification of our theory.

Finally, the scenario of transverse instability development in exciton-polariton condensate is shown to be different from that in atomic condensates governed by Gross-Pitaevskii (or NLS) mean-field model. For the latter, a nonlinear stage of transverse instability most frequently ends up with a dark soliton decaying into vortex-antivortex pairs. By contrast, in exciton-polariton condensate several rather strict conditions should be satisfied for vortex-pair formation via instability development. In the majority of regimes, a soliton breaks up into vortex-free two-dimensional localized structures, which disappear rather fast. The fact that the dark stripe in a two-dimensional condensate may relax by losing its contrast before the transverse instability takes place, could inhibit potential experimental observation of dark soliton decay into vortex-antivortex pairs in an incoherently formed exciton-polariton condensate. We note that observation of decay of dark stripes into vortex pairs has been hinted at in Ref. [58].

Previous theoretical studies have already proposed experimentally relevant schemes for generation of dark solitons in an incoherently and off-resonantly pumped polariton condensate [19,20]. Here, we complement these studies by describing characteristic features of temporal evolution of the dark collective excitations, while fully taking into account the influence of the incoherent reservoir. Although our analysis is performed for a homogeneous condensate, it is also applicable to a realistic quasihomogeneous condensate created by a broad beam *cw* excitation with a “top-hat” intensity profile, and therefore can provide guidance for future experimental observations.

ACKNOWLEDGMENTS

This work was supported by the Australian Research Council through the Discovery and Future Fellowships programs. L.A.S. acknowledges support from the Russian Science Foundation, grant 14-12-00811.

-
- [1] H. Deng, H. Haug, and Y. Yamamoto, *Rev. Mod. Phys.* **82**, 1489 (2010).
- [2] I. Carusotto and C. Ciuti, *Rev. Mod. Phys.* **85**, 299 (2013).
- [3] L. P. Pitaevskii and S. Stringari, *Bose-Einstein Condensation*, 2nd ed. (Clarendon, Oxford, 2003).
- [4] C. Pethick and H. Smith, *Bose-Einstein Condensation in Dilute Gases*, 2nd ed. (Cambridge University Press, Cambridge, England, 2008).
- [5] P. G. Kevrekidis, D. J. Frantzeskakis, and R. Carretero-González, *Emergent Nonlinear Phenomena in Bose-Einstein Condensates: Theory and Experiment* (Springer, Berlin, Heidelberg, 2008).
- [6] G. Nardin, K. G. Lagoudakis, M. Wouters, M. Richard, A. Baas, R. André, L. S. Dang, B. Pietka, and B. Deveaud-Plédran, *Phys. Rev. Lett.* **103**, 256402 (2009).
- [7] G. Roumpos, M. Lohse, W. Nitsche, J. Keeling, M. Scymańska, P. Littlewood, A. Löffler, S. Höfling, L. Worschech, A. Forchel *et al.*, *Proc. Natl. Acad. Sci. USA.* **109**, 6467 (2012).
- [8] A. Amo, J. Lefrère, S. Pigeon, C. Adrados, C. Ciuti, I. Carusotto, R. Houdré, E. Giacobino, and A. Bramati, *Nat. Phys.* **5**, 805 (2009).
- [9] A. Amo, D. Sanvitto, F. P. Laussy, D. Ballarini, E. del Valle, M. D. Martin, A. Lemaître, J. Bloch, D. N. Krizhanovskii, M. Skolnick *et al.*, *Nature (London)* **457**, 291 (2009).
- [10] D. Sanvitto, S. Pigeon, A. Amo, D. Ballarini, M. De Giorgi, I. Carusotto, R. Hivet, F. Pisanello, V. G. Sala, P. S. S. Guimaraes *et al.*, *Nat. Photon.* **5**, 610 (2011).
- [11] G. Gal Nardin, G. Grosso, Y. Léger, B. Pietka, F. Morier-Genoud, and B. Deveaud-Plédran, *Nat. Phys.* **7**, 635 (2011).
- [12] G. Roumpos, M. D. Fraser, A. Löffler, S. Höfling, A. Forchel, and Y. Yamamoto, *Nat. Phys.* **7**, 129 (2011).
- [13] A. Amo, S. Pigeon, D. Sanvitto, V. G. Sala, R. Hivet, I. Carusotto, F. Pisanello, G. Leménager, R. Houdré, E. Giacobino *et al.*, *Science* **332**, 1167 (2011).
- [14] G. Grosso, G. Nardin, F. Morier-Genoud, Y. Léger, and B. Deveaud-Plédran, *Phys. Rev. Lett.* **107**, 245301 (2011).
- [15] G. Grosso, G. Nardin, F. Morier-Genoud, Y. Léger, and B. Deveaud-Plédran, *Phys. Rev. B* **86**, 020509 (2012).
- [16] L. Dominici, D. Ballarini, M. De Giorgi, E. Cancellieri, B. Silva Fernández, A. Bramati, G. Gigli, F. Laussy, and D. Sanvitto, [arXiv:1309.3083](https://arxiv.org/abs/1309.3083).
- [17] A. V. Yulin, O. A. Egorov, F. Lederer, and D. V. Skryabin, *Phys. Rev. A* **78**, 061801(R) (2008).
- [18] A. M. Kamchatnov and S. V. Korneev, *J. Exp. Theor. Phys.* **115**, 579 (2012).
- [19] P.-E. Larré, N. Pavloff, and A. M. Kamchatnov, *Phys. Rev. B* **86**, 165304 (2012).
- [20] F. Pinsker and H. Flayac, *Phys. Rev. Lett.* **112**, 140405 (2014).
- [21] J. Cuevas, A. S. Rodrigues, R. Carretero-Gonzalez, P. G. Kevrekidis, and D. J. Frantzeskakis, *Phys. Rev. B* **83**, 245140 (2011).
- [22] Y. Xue and M. Matuszewski, *Phys. Rev. Lett.* **112**, 216401 (2014).
- [23] Y. S. Kivshar and B. Luther-Davies, *Phys. Rep.* **298**, 81 (1998).
- [24] N. P. Proukakis, N. G. Parker, D. J. Frantzeskakis, and C. S. Adams, *J. Opt. B: Quantum Semiclass. Opt.* **6**, S380 (2004).
- [25] D. J. Frantzeskakis, *J. Phys. A: Math. Theor.* **43**, 213001 (2010).
- [26] V. Tikhonenko, J. Christou, B. Luther-Davies, and Y. S. Kivshar, *Opt. Lett.* **21**, 1129 (1996).
- [27] B. P. Anderson, P. C. Haljan, C. A. Regal, D. L. Feder, L. A. Collins, C. W. Clark, and E. A. Cornell, *Phys. Rev. Lett.* **86**, 2926 (2001).
- [28] M. Wouters and I. Carusotto, *Phys. Rev. Lett.* **99**, 140402 (2007).
- [29] T. Byrnes, T. Horikiri, N. Ishida, M. Fraser, and Y. Yamamoto, *Phys. Rev. B* **85**, 075130 (2012).
- [30] R. Carretero-González, D. J. Frantzeskakis, and P. G. Kevrekidis, *Nonlinearity* **21**, R139 (2008).
- [31] L. Ostrovsky and K. Gorshkov, in *Nonlinear Science at the Dawn of the 21st Century*, edited by P. L. Christiansen, M. P. Sørensen, and A. C. Scott, Springer Lecture Notes in Physics Vol. 542 (2000), p. 47.
- [32] V. V. Konotop and V. E. Vekslerchik, *Phys. Rev. E* **49**, 2397 (1994).

- [33] S. Burtsev and R. Camassa, *J. Opt. Soc. Am. B* **14**, 1782 (1997).
- [34] V. M. Lashkin, *Phys. Rev. E* **70**, 066620 (2004).
- [35] X.-J. Chen, Z.-D. Chen, and N.-N. Huang, *J. Phys. A: Math. Gen.* **31**, 6929 (1998).
- [36] S.-M. Ao and J.-R. Yan, *J. Phys. A: Math. Gen.* **38**, 2399 (2005).
- [37] M. J. Ablowitz, S. D. Nixon, T. P. Horikis, and D. J. Frantzeskakis, *Proc. R. Soc. A* **467**, 2597 (2011).
- [38] M. J. Ablowitz, S. D. Nixon, T. P. Horikis, and D. J. Frantzeskakis, *J. Phys. A: Math. Theor.* **46**, 095201 (2013).
- [39] G. A. Korn and T. M. Korn, *Mathematical Handbook for Scientists and Engineers: Definitions, Theorems, and Formulas for Reference and Review* (Courier Dover Publications, New York, 2000).
- [40] L. A. Smirnov and V. A. Mironov, *Phys. Rev. A* **85**, 053620 (2012).
- [41] M. Lisak, D. Anderson, and B. A. Malomed, *Opt. Lett.* **16**, 1936 (1991).
- [42] Y. S. Kivshar and X. Yang, *Phys. Rev. E* **49**, 1657 (1994).
- [43] A. M. Kamchatnov and L. P. Pitaevskii, *Phys. Rev. Lett.* **100**, 160402 (2008).
- [44] A. M. Kamchatnov and S. V. Korneev, *Phys. Lett. A* **375**, 2577 (2011).
- [45] M. Hofer and B. Ilan, *Multiscale Model. Simul.* **10**, 306 (2012).
- [46] V. A. Mironov, A. I. Smirnov, and L. A. Smirnov, *JETP* **112**, 46 (2011).
- [47] C. T. Law and G. A. Swartzlander, *Opt. Lett.* **18**, 586 (1993).
- [48] G. S. McDonald, K. S. Syed, and W. J. Firth, *Opt. Comm.* **95**, 281 (1993).
- [49] C. Josserand and Y. Pomeau, *Europhys. Lett.* **30**, 43 (1995).
- [50] D. E. Pelinovsky, Y. A. Stepanyants, and Y. S. Kivshar, *Phys. Rev. E* **51**, 5016 (1995).
- [51] D. E. Pelinovsky and Y. S. Kivshar, *Phys. Rep.* **331**, 117 (2000).
- [52] A. V. Mamaev, M. Saffman, and A. A. Zozulya, *Phys. Rev. Lett.* **76**, 2262 (1996).
- [53] A. V. Mamaev, M. Saffman, D. Z. Anderson, and A. A. Zozulya, *Phys. Rev. A* **54**, 870 (1996).
- [54] E. A. Kuznetsov and S. K. Turitsyn, *Sov. Phys. JETP* **67**, 1583 (1988).
- [55] D. L. Feder, M. S. Pindzola, L. A. Collins, B. I. Schneider, and C. W. Clark, *Phys. Rev. A* **62**, 053606 (2000).
- [56] J. Brand and W. P. Reinhardt, *Phys. Rev. A* **65**, 043612 (2002).
- [57] M. Ma, R. Carretero-González, P. G. Kevrekidis, D. J. Frantzeskakis, and B. A. Malomed, *Phys. Rev. A* **82**, 023621 (2010).
- [58] G. Tosi, G. Christmann, N. G. Berloff, P. Tsotsis, T. Gao, Z. Hatzopoulos, P. G. Savvidis, and J. J. Baumberg, *Nature Phys.* **8**, 190 (2012), Supplementary Information.