

Echoes of Echoes? An Episodic Theory of Lexical Access

Stephen D. Goldinger
Arizona State University

In this article the author proposes an episodic theory of spoken word representation, perception, and production. By most theories, idiosyncratic aspects of speech (voice details, ambient noise, etc.) are considered noise and are filtered in perception. However, episodic theories suggest that perceptual details are stored in memory and are integral to later perception. In this research the author tested an episodic model (MINERVA 2; D. L. Hintzman, 1986) against speech production data from a word-shadowing task. The model predicted the shadowing-response-time patterns, and it correctly predicted a tendency for shadowers to spontaneously imitate the acoustic patterns of words and nonwords. It also correctly predicted imitation strength as a function of “abstract” stimulus properties, such as word frequency. Taken together, the data and theory suggest that detailed episodes constitute the basic substrate of the mental lexicon.

Early in the 20th century, Semon (1909/1923) described a memory theory that anticipated many aspects of contemporary theories (Schacter, Eich, & Tulving, 1978). In modern parlance, this was an *episodic* (or *exemplar*) theory, which assumes that every experience, such as perceiving a spoken word, leaves a unique memory trace. On presentation of a new word, all stored traces are activated, each according to its similarity to the stimulus. The most activated traces connect the new word to stored knowledge, the essence of recognition. The multiple-trace assumption allowed Semon’s theory to explain the apparent permanence of specific memories; the challenge was also to create abstraction from a collection of idiosyncratic traces. A resolution came from Galton (1883), who found that blending faces in a photographic composite creates the image of a “generic” face. Galton applied this as a memory metaphor: “Whenever a single cause throws different groups of brain elements simultaneously into excitement, the result must be a blended memory” (Galton, 1883, p. 229). Semon borrowed this idea, assuming that abstraction occurs during retrieval as countless partially redundant traces respond to an input.

For a variety of reasons (Schacter et al., 1978), Semon’s (1909/1923) theory vanished from mainstream psychology. When cognitive science later resurged, its theories emphasized minimal, symbolic representations. Perception was theorized to entail information reduction, such that processing stages generate progressively more abstract representations of analog inputs

(Posner, 1964). Whereas Semon’s theory emphasized a proliferation of traces, later theories emphasized economy. Especially in psycholinguistic theories, the recoding of specific episodes (tokens) into canonical representations (types) remains a basic assumption. For example, models of spoken word perception generally assume a collection of canonical representations that are somehow accessed by variable, noisy signals (Goldinger, Pisoni, & Luce, 1996; Klatt, 1989).

In this article I propose a return to the episodic view, with specific application to the mental lexicon. Although the lexicon is theoretically involved in many linguistic behaviors, the present focus is limited to spoken word perception, production, and memory. To anticipate, I begin this article with a literature review on speaker normalization, focusing on memory for words and voices. This review suggests that many perceptual and memorial data are best understood in terms of episodic representations. After this, a specific model (MINERVA 2; Hintzman, 1986) is described and is applied to prior data (Goldinger, 1996). Three new shadowing experiments are then reported, along with MINERVA 2 simulations. The data and simulations support the basic ideas of episodic representation and access. In the General Discussion, the episodic view is considered in the context of other prominent theories, and several potential problems are addressed.

Speaker Normalization

In theories of speech perception, the assumption of an abstract lexicon is motivated by extreme signal variability. Speech acoustics are affected by many factors, including phonetic context, prosody, speaking rate, and speakers. Decades of research have revealed few invariant speech patterns that recognition systems can reliably identify (although see Cole & Scott, 1974; Stevens & Blumstein, 1981). Thus, speech variability is typically considered a perceptual “problem” solved by listeners, as it must be solved in recognition systems (Gerstman, 1968). Consider speaker variability: Speakers differ in vocal tracts (Peterson & Barney, 1952), glottal waves (Monsen & Engebretson, 1977), articulatory dynamics (Ladefoged, 1980), and native

This research was supported by Grant R29-DC02629-02 from the National Institute on Deafness and Other Communicative Disorders. I thank David Pisoni, Keith Johnson, and Paul Luce for early feedback and Tamiko Azuma for help throughout this project. Helpful critiques were provided by Doug Hintzman, Tom Landauer, and Carol Fowler. I also thank Marianne Abramson, Kristen Magin, Brian Smith, Paige Long, and Eric Shelley for assistance and Steve Clark for providing a starter version of MINERVA 2.

Correspondence concerning this article should be addressed to Stephen D. Goldinger, Department of Psychology, Arizona State University, Box 871104, Tempe, Arizona 85287-1104. Electronic mail may be sent to goldinger@asu.edu.

dialects. Thus, great acoustic variability arises in nominally identical words across speakers. Nevertheless, listeners typically understand new speakers instantly.

Most theories of word perception assume that special processes match variable stimuli to canonical representations in memory (McClelland & Elman, 1986; Morton, 1969; Studdert-Kennedy, 1976; see Tenpenny, 1995). This is achieved by speaker normalization—"phonetically irrelevant" voice information is filtered in perception (Joos, 1948). Speaker normalization presumably allows listeners to follow the lexical-semantic content of speech; superficial details are exploited by the perceptual machinery, then discarded (Krullee, Tondo, & Wightman, 1983). For example, Halle (1985) wrote that

when we learn a new word, we practically never remember most of the salient acoustic properties that must have been present in the signal that struck our ears. For example, we do not remember the voice quality, speed of utterance, and other properties directly linked to the unique circumstances surrounding every utterance. (p. 101)

Unfortunately, the speaker normalization hypothesis may be unfalsifiable, at least by perceptual tests. For example, Mullennix, Pisoni, and Martin (1989) compared listeners' responses to word sets spoken in 1 or 10 voices. Speaker variations reduced identification of words in noise and slowed shadowing of words in the clear, which led Mullennix et al. to suggest a capacity-demanding normalization process that usurps resources needed for primary task performance (see also Nusbaum & Morin, 1992). However, when researchers find no effects of speaker (or font) variation, they often conclude that automatic normalization occurs early in perception (Brown & Carr, 1993; Jackson & Morton, 1984; Krullee et al., 1983). Apparently, both positive and null effects reflect normalization. This reasoning seems to occur because normalization is required by the assumption of an abstract lexicon. If a theory presumes that variable speech signals are matched to ideal templates or prototypes, successful perception always implies normalization.

Given their basic representational assumptions, most theories of word perception are forced to assume normalization. However, in a lexicon containing myriad and detailed episodes, new words could be compared directly with prior traces. By this view, speaker normalization becomes a testable hypothesis, rather than an assumed process, equally evidenced by positive or null effects. As it happens, many contemporary models resemble Semon's (1909/1923) theory, positing parallel access to stored traces (Eich, 1982; Gillund & Shiffrin, 1984; Hintzman, 1986, 1988; Medin & Schaffer, 1978; Nosofsky, 1984, 1986; Underwood, 1969). Such theories are partly motivated by common findings of memory for "surface" details of experience. Outstanding memory for detail has been reported for many nonlinguistic stimuli, including faces (Bahrack, Bahrack, & Wittlinger, 1975; Bruce, 1988), pictures (Roediger & Srinivas, 1992; Shepard, 1967; Snodgrass, Hirshman, & Fan, 1996; Standing, Conezio, & Haber, 1970), musical pitch and tempo (Halpern, 1989; Levitin & Cook, 1996), social interactions (Lewicki, 1986), and physical dynamics (Cutting & Kozlowski, 1977). Indeed, Smith and Zarate (1992) developed a theory of social judgment based on MINERVA 2, and Logan (1988, 1990) developed an episodic model of attentional automaticity. Similarly, Jusczyk's

(1993) developmental model of speech perception incorporates episodic storage and on-line abstraction, as in Semon's theory.

Contrary to many views, linguistic processes often create lasting, detailed memories. People spontaneously remember the presentation modalities of words (Hintzman, Block, & Inskip, 1972; Hintzman, Block, & Summers, 1973; Kirsner, 1974; Lehman, 1982; Light, Stansbury, Rubin, & Linde, 1973), the spatial location of information in text (Lovelace & Southall, 1983; Rothkopf, 1971), and the exact wording of sentences (Begg, 1971; Keenan, MacWhinney, & Mayhew, 1977). Experiments on transformed text show the persistence of font details in memory after reading (Kolers, 1976; Kolers & Ostry, 1974), and similar findings occur with isolated printed words (Hintzman & Summers, 1973; Kirsner, 1973; Roediger & Blaxton, 1987; Tenpenny, 1995). Given these data, Jacoby and Hayman (1987) suggested that printed word perception relies on episodic memory. Given these findings, it would be surprising if spoken word perception operated differently. In fact, relative to fonts, voices are more ecologically valuable and worthy of memory storage.

Human voices convey personal information, such as speakers' age, sex, and emotional state (Abercrombie, 1967). These aspects of speech are typically ignored in perceptual and linguistic theories, but they are clearly important. For example, pervasive changes in tone of voice are readily understood in conversation. Moreover, although early research (McGehee, 1937) indicated that long-term memory (henceforth LTM) for voices is poor, later researchers found reliable voice memory (Carterette & Barnebey, 1975; Hollien, Majewski, & Doherty, 1982; Papçun, Kreiman, & Davis, 1989). Indeed, Van Lancker, Kreiman, and Emmorey (1985; Van Lancker, Kreiman, & Wickens, 1985) reported that famous voices are easily recognized, even when played backward or when rate compressed. More recently, Remez, Fellowes, and Rubin (1997) found that listeners can identify familiar voices, using only "sinewave sentences" as stimuli.

Memory for Words and Voices

As with printed words, researchers have previously assessed surface memory for spoken words. For example, Hintzman et al. (1972) played words to listeners in two voices. In a later recognition memory test, half of the words changed voices. Listeners discriminated between old and new voices well above chance (see also Cole, Coltheart, & Allard, 1974; Geiselman & Bellezza, 1976, 1977). Moreover, Schacter and Church (1992; Church & Schacter, 1994) recently found that implicit memory for spoken words retains very specific auditory details, including intonation contour and vocal pitch.

Martin, Mullennix, Pisoni, and Summers (1989) compared serial recall of word lists produced by 1 or 10 speakers. They found that LTM was reduced for 10-speaker lists and suggested that speaker variation induces normalization, usurping attention needed for rehearsal. However, Goldinger, Pisoni, and Logan (1991) later found that speaker variation interacts with presentation rate. When slow rates were used, recall from 10-speaker lists surpassed recall from 1-speaker lists (see also Lightfoot, 1989; Nygaard, Sommers, & Pisoni, 1992). Indeed, voice information appears to be an integral dimension of spoken words, as evidenced in a Garner (1974) speeded-classification task (Mullennix & Pisoni, 1990). Thus, attention to spoken words

logically entails attention to voices. Speaker variability may reduce recall at fast presentation rates by mere distraction (Aldridge, Garcia, & Mena, 1987). In a similar experiment, using 1- and 10-speaker lists, Goldinger (1990) examined self-paced serial recall. Volunteers controlled list presentation; they pressed buttons to play each word, pausing as long as they wished between words. Both the self-determined presentation rates and subsequent recall are shown in Figure 1. The recall data resembled the slow-rate data from Goldinger et al. (1991), and the listening times supported their account—speaker variation apparently motivates listeners to pause longer between words, allowing more rehearsal.

Of course, prior studies had established that voices are incidentally learned during word perception (Cole et al., 1974; Geiselman & Bellezza, 1976; Hintzman et al., 1972; Light et al., 1973). However, most used only two stimulus voices, usually a man's and a woman's. Thus, voice memory could reflect either analog episodes or abstract "gender tags" (Geiselman & Crawley, 1983). To address this, Palmeri, Goldinger, and Pisoni (1993) tested continuous recognition memory for words and

voices. In this task, old and new words are continuously presented, minimizing rehearsal. Listeners try to classify each word as new on its first presentation and old on its repetition. The primary manipulation is the number of intervening words (lag) between first and second presentation of the words. Typically, recognition decreases as lag increases (Shepard & Teghtsoonian, 1961).

The Palmeri et al. (1993) study extended an earlier continuous-recognition study: Craik and Kirsner (1974) presented words to listeners in two voices (male and female). When repeated, half of the words switched voices. Same-voice (SV) repetitions were better recognized than different-voice (DV) repetitions across all lags, showing that voice details persist in LTM for 2–3 min. Unlike Craik and Kirsner, we used several levels of speaker variation. Participants heard 2, 6, 12, or 20 voices (half male and half female). This let us assess the automaticity of voice encoding: If listeners strategically encode voices, increasing from 2 to 20 speakers should impair this ability. Also, by including multiple speakers of both sexes, we could evaluate Geiselman and Crawley's (1983) *voice connotation* hypothesis. By this view, male and female voices invoke different word connotations, so recognition should be sex dependent, not voice dependent. Finally, whereas Craik and Kirsner used lags up to 32 trials, we tested lags up to 64 trials.

The data were fairly decisive; First, the increase from 2 to 20 speakers had no effect, suggesting automatic voice encoding. Second, hit rates were higher for SV than for DV repetitions, regardless of sex. This suggested that word-plus-voice traces are formed in perception; only exact token repetition facilitates later recognition (i.e., the voice connotation hypothesis was not supported). Finally, the SV advantage was stable across lags, suggesting durable traces. Goldinger (1996) later extended this study in several respects: Episodic retention was assessed over longer delays by using both explicit and implicit memory measures (Musen & Treisman, 1990; Tulving, Schacter, & Stark, 1982). Also, the perceptual similarities among all stimulus voices were discovered by multidimensional scaling (MDS; Kruskal & Wish, 1978; Shepard, 1980). If episodic traces retain fine-grained perceptual details, then memory for old words in new voices should be affected by the similarity of the voices, even within genders.

In a recognition memory experiment, listeners heard 150 study words and 300 later test words. Participants heard 2, 6, or 10 voices in each session and waited 5 min, 1 day, or 1 week between sessions. Most important, half of the old words changed voices between study and test. As in continuous recognition, no effect of total variability was observed; accuracy was equivalent with 2, 6, or 10 voices. However, at delays of 5 min or 1 day, SV repetitions were recognized better than DV repetitions. The MDS data showed that performance to DV trials was affected by the perceptual distance between study and test voices, suggesting that study traces retain voice details with great precision. Voice effects diminished over time, however, and were absent after 1 week. In a similar implicit memory experiment, however, reliable voice effects were observed at all delays. Moreover, the MDS data showed that gradations of perceptual similarity affected performance for 1 full week. Together, the data suggest that detailed, lasting episodes are formed in spoken word perception.

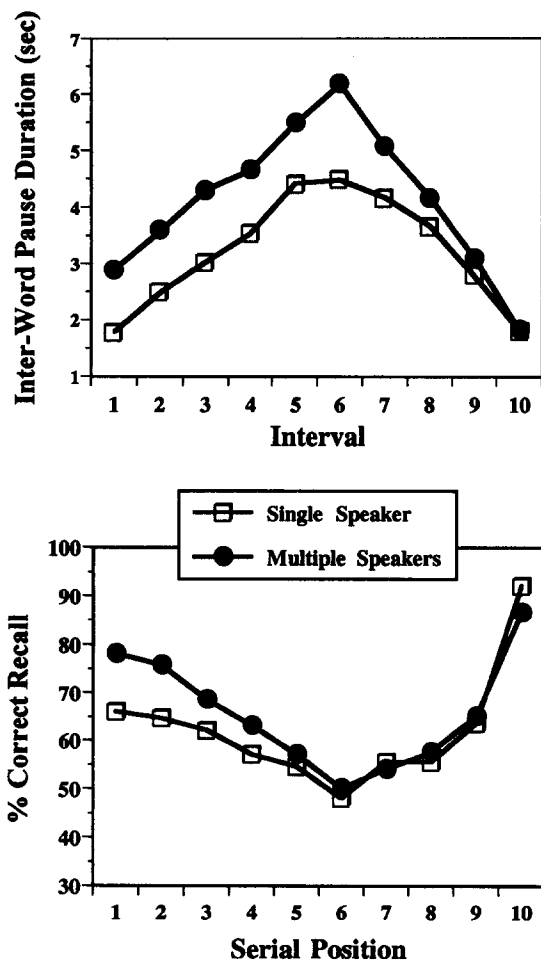


Figure 1. Self-paced serial recall data from Goldinger (1990). Top: self-determined presentation rates as a function of serial position. Bottom: subsequent recall.

The Episodic Lexicon?

Given the preceding review, a natural question arises: If episodic traces of words persist in memory and affect later perception, might they constitute the mental lexicon? In many articles, Jacoby (1983a, 1983b; Jacoby & Brooks, 1984; Jacoby & Dallas, 1981; Jacoby & Hayman, 1987; Jacoby & Witherspoon, 1982) has suggested *nonanalytic* word perception by comparison to stored episodes rather than to abstract nodes (see Feustel, Shiffrin, & Salasoo, 1983; Kirsner, Dunn, & Standen, 1987; Salasoo, Shiffrin, & Feustel, 1985). Although episodic theories of word perception have been frequently suggested, little formal modeling has occurred (except Salasoo et al., 1985).

Hintzman's (1986, 1988) MINERVA 2

Several models cited earlier are hybrids, combining abstract and episodic representations. Indeed, such an approach may prove necessary to accommodate many linguistic processes (see the General Discussion). However, to assess the benefits of an episodic view, it is best to evaluate a "pure" model. If it fails, less extreme models are available. In the present research I tested Hintzman's (1986, 1988) MINERVA 2. This model takes episodic storage to a logical extreme, assuming that all experiences create independent memory traces that store all perceptual and contextual details (cf. Underwood, 1969). Despite their separate storage and idiosyncratic attributes, aggregates of traces activated at retrieval create behavior. Thus, like Semon's (1909/1923) theory, MINERVA 2 accounts for the specificity and generality of memory by using only exemplars. Indeed, simulations (Hintzman, 1986; Hintzman & Ludlam, 1980) reproduce behaviors typically considered hallmarks of abstract representations, such as long-lasting prototype effects in dot-pattern classification and memory (Posner & Keele, 1970).

Word perception in MINERVA 2 occurs as follows: For every known word, a potentially vast collection of partially redundant traces resides in memory. When a new word is presented, an *analog probe* is communicated (in parallel) to all traces, which are activated by the probe in proportion to their mutual similarity. An aggregate of all activated traces constitutes an *echo* sent to working memory (WM) from LTM. The echo may contain information not present in the probe, such as conceptual knowledge, thus associating the stimulus to past experience. Appendix A summarizes the formal model and details of the present simulations. Because the model's operations are fairly intuitive, all text descriptions focus on the conceptual level.

Echoes have two important properties in MINERVA 2. First, echo *intensity* reflects the total activity in memory created by the probe. Echo intensity increases with greater similarity of the probe to existing traces, and with greater numbers of such traces. Thus, it estimates stimulus familiarity and can be used to simulate recognition memory judgments. Assuming that stronger echoes also support faster responses, inverse echo intensities were used to simulate response times (RTs) in the present research. Second, echo *content* is the "net response" of memory to the probe. Because all stored traces respond in parallel, each to its own degree, echo content reflects a unique combination of the probe and the activated traces. This is clarified by a relevant example: Assume that myriad, detailed traces of spoken

words reside in LTM. If a common word is presented in a familiar voice, many traces will strongly respond. Thus, even if a perfect match to the probe exists in memory, all of the similar activated traces will force a "generic echo"—its central tendency will regress toward the mean of the activated set. However, if a rare word is presented in an unfamiliar voice, fewer traces will (weakly) respond. Thus, if a perfect match to the probe exists in memory, it will clearly contribute to echo content. Therefore, token repetition effects should be greater for unusual words or for words presented in unusual contexts (Graf & Ryan, 1990; Masson & Freedman, 1990).¹

MINERVA 2 qualitatively replicates the recognition memory data from Goldinger (1996). In the model, "spoken words" are represented by vectors of simple elements, with values of -1 , 0 , or $+1$.² The vectors were divided into segments denoting three major dimensions: Each word contained 100 name elements, 50 voice elements, and 50 context elements. When the model's "lexicon" is created, every input creates a new trace. Some forgetting occurs over time, however, simulated by random elements reverting to zero (determined stochastically over *forgetting cycles*).

The simulations were fashioned after the six-voice condition. To mimic a person's prior knowledge, I created an initial lexicon for the model: 144 words were generated and stored 20 times each. The name elements were identical for all 20 tokens of each word; voice and context elements were randomly generated. To approximate the experiment, I generated new tokens of all 144 words with identical context elements, and six configurations of voice elements denoted six "speakers." The study phase was simulated by storing 72 words, once each (12 per voice). Intuitively, this allows the model to associate words in its lexicon with the specific context of the study phase, as would be necessary for a human participant. In a test phase, the model received all 144 words. Among the 72 old words, 36 had new voices (6 per voice). Between phases, the model completed 1, 3, or 10 forgetting cycles (for the study traces), representing three delay periods. The dependent variable was echo intensity, shown in Figure 2. As in the human data (top of Figure 2), the model's hit rates were higher for SV trials, and the voice effect vanished over time.

Beyond this replication, the model provided a new prediction. In the test shown in Figure 2, all words had equal frequency (20 traces each). To better match the real experiment (Goldinger, 1996), I conducted another simulation with varying study word frequencies (i.e., the number of traces initially stored in the model's lexicon). Instead of uniformly storing 20 traces, different words were represented by 2, 4, 8, 16, 32, or 64 traces (12 words per frequency value). As before, each word had

¹ In general, for any model to predict repetition effects with common English words, contextual encoding must be assumed (Gillund & Shiffrin, 1984; Hintzman, 1988). Presumably, voice effects are observable in the laboratory because the study words are experienced in a unique setting for relatively unique purposes (see the General Discussion).

² The use of vector representations has several advantages, including computational simplicity and theoretical transparency (Hintzman, 1986). If the model predicts data patterns without assuming complex representations, it likely reflects central processes rather than implementational details.

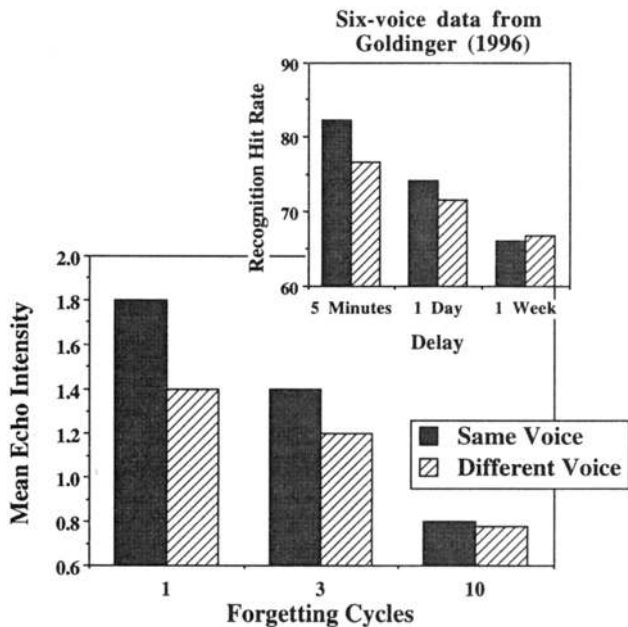


Figure 2. Data and simulation of Experiment 2 from Goldinger (1996). Top: human data. Bottom: echo intensities to same- and different-voice trials, as a function of forgetting cycles.

constant name elements across traces, but all traces had randomly generated voice and context elements. Once the variable-frequency lexicon was stored, the simulation was conducted with a constant “delay period” of three forgetting cycles.

The frequency manipulation produced an interesting new result: The SV advantage diminished as word frequencies increased. In terms of difference scores (SV minus DV trials, in echo-intensity units), the six frequency classes (2, 4, 8, 16, 32, and 64 traces) created mean SV advantages of .85, .58, .31, .25, .17, and .09, respectively. As noted, high-frequency (HF) words activate many traces, so the details of any particular trace (even a perfect match to the new token) are obscured in the echo. Thus, old HF words inspire “abstract” echoes, obscuring context and voice elements of the study trace. This model prediction motivated a post hoc correlation analysis on the Goldinger (1996) data, which confirmed stronger voice effects among lower frequency words ($r = -.35, p < .05$).

Episodes in Perception and Production

In the research reviewed earlier, lexical representations were examined by testing memory for spoken words. By contrast, in the present study I used a *single-word shadowing* (or auditory naming) task, in which participants hear and quickly repeat spoken words. The typical dependent measure in shadowing is the latency between stimulus and response onsets (Radeau, Morais, & Dewier, 1989; Slowiaczek & Hamburger, 1992). A seldom-used secondary measure is the speech output itself. The classic motor theory states that “speech is perceived by processes that are also involved in its production” (Liberman, Cooper, Shankweiler, & Studdert-Kennedy, 1967, p. 452). Sup-

porting research by Porter and Lubker (1980) showed that listeners could shadow syllables faster in a choice RT procedure than they could press a button in the same task (see also Porter & Castellanos, 1980). This suggests that shadowers may “drive” their articulators directly from speech input.³

Acoustic measures are often examined in applied research, such as testing the effects of alcohol or noise on speech (Johnson, Pisoni, & Bernacki, 1990; Summers, Pisoni, Bernacki, Pedlow, & Stokes, 1988) or the intelligibility of disordered speech (Geschwind, 1975). In basic research on lexical access, several researchers have examined spoken word durations: Wright (1979; also Geffen & Luszcz, 1983; Geffen, Stierman, & Tildesley, 1979) had volunteers read word lists aloud, finding longer durations of, and longer pauses between, low-frequency (LF) words (see Balota, Boland, & Shields, 1989). Whalen and Wenk (1993) reported that when people read homophones (e.g., *time-thyme*) aloud, LF spellings occasionally yield longer utterances (but only when blocked LF and HF lists were compared). These data suggest that, in certain conditions, cognitive aspects of lexical representation can affect speech acoustics.

Several years ago, I conducted an unpublished experiment in which volunteers shadowed words produced by 10 speakers. The hypothesis (borne largely of subjective experience) was that shadowers would “track” the stimulus voices. This vocal imitation was assessed by comparing acoustic parameters of shadowing speech to baseline speech (collected while participants read words aloud from a computer). As expected, shadowers tended to imitate the speakers, at least in terms of fundamental frequency and word duration. In a similar experiment, Oliver (1990) found that preschool children also track stimulus word durations in shadowing.

Testing MINERVA 2 by Spontaneous Imitation

By itself, imitation in shadowing reveals little about lexical representation. However, in MINERVA 2, new predictions may emerge. As noted, motor theory is based on a fundamental perception–production linkage, so the imitation prediction is emergent. On the other hand, MINERVA 2 cannot directly predict imitation, as it has no output mechanism. Given a probe stimulus, the model produces an echo—the researcher must decide how to translate this covert signal into overt behavior. However, imitation is both a natural and conservative prediction in MINERVA 2. Because echoes constitute the model’s only basis to respond, it is most economical to hypothesize that shadowers will generate a “readout” of the echo content. Indeed, by specifying both echo intensity and content, MINERVA 2 has a unique ability to predict both shadowing RTs and imitation.

Beyond allowing imitation to emerge as a plausible by-product, MINERVA 2 also makes principled predictions about the strength of imitation. Hintzman (1986) showed that echo content consists of blended information—new probes and stored episodes combine to form experience. Recall the hypothesized differences in echo content, depending on word frequency: HF

³ Marslen-Wilson (1985), however, showed that extremely fast shadowers conduct full-lexical, syntactic, and semantic analysis of speech. The results observed by Porter and his colleagues may be unique to meaningless syllabic input.

words excite many traces, so their idiosyncracies are obscured ("generic" echoes). By contrast, echoes for LF words are strongly influenced by old traces resembling the probe. Because shadowing in MINERVA 2 is based on echoes, the model predicts that imitation will increase as word frequencies decrease.

In this investigation, shadowing was examined in several ways. Of primary interest were comparisons between human data and MINERVA 2 simulations. As a grounding principle, it must be assumed that shadowing is based on perceptual-cognitive processes. That is, shadowing is not a shallow activity—words do not "travel directly" from the ears to the vocal tract in a reflex arc. This is clearly an assumption, but it finds support from prior investigations. For example, shadowing RTs are affected by word and neighborhood frequency (Luce, Pisoni, & Goldinger, 1990) and by phonemic priming (Slowiaczek & Hamburger, 1992). Also, when shadowing connected discourse, listeners are sensitive to word frequency, syntactic structure, and semantic context (Marslen-Wilson, 1985). If shadowing is a truly cognitive process, models like MINERVA 2 may predict performance. In the unpublished experiment summarized earlier, all words were presented twice in the shadowing condition. The model's prediction was tested by examining imitation to the second presentation of each word (the first shadowing trial creates the idiosyncratic memory trace necessary to influence later echo content). Post hoc analyses confirmed that imitation was stronger for lower frequency words ($r = -.40, p < .05$), suggesting that shadowing speech is affected by episodic aspects of lexical representation.

Experiments 1A and 1B: Shadowing English Words

It is surely a coincidence that Hintzman (1986) chose the term *echo* for the key construct in his model. Nevertheless, from the perspective of testing MINERVA 2, a benefit of the shadowing paradigm is simultaneous assessment of echo intensity and content. Strong echoes (as for HF words) should yield fast responses. (Although Hintzman, 1986, did not model RTs, this is a natural assumption.) If the spoken response is considered a readout of the echo, its content may be estimated. Previous theories have related speech perception to production, usually positing connections by modular structures or abstract nodes (Cooper, 1979; MacKay, Wulf, Yin, & Abrams, 1993). Such models cannot make clear predictions regarding speech acoustics. Theories that propose an intimate perception-production linkage, such as motor theory (Lieberman & Mattingly, 1985) or direct realism (Fowler, 1986, 1990b), may fare considerably better (see the General Discussion). Experiment 1A entailed manipulations of word frequency, number of token repetitions, and response timing. Also, the shadowing data were analyzed by "perceptual analysis" rather than by acoustic analysis. Each experimental manipulation was motivated by MINERVA 2; perceptual analysis was a pragmatic choice.

Method

For a detailed explanation of the method used in this experiment, see Appendix B.

Word frequency. A key diagnostic attribute in testing MINERVA 2 is word frequency. However, the words used by Goldinger (1996) came from the Modified Rhyme Test (House, Williams, Hecker, & Kryter, 1965)

and did not ideally span frequency classes. For Experiment 1A, new words were selected with a better range and balance of frequencies—they were classified as high frequency (HF), medium high frequency (MHF), medium low frequency (MLF), and low frequency (LF). The words were recorded by multiple speakers, and experimental power was maximized by selecting speakers with a considerable "perceptual range" of voices. Fourteen volunteers recorded a short list of nonwords. Listeners rated the pairwise similarities of all voices, creating a matrix to analyze by MDS. With the scaling solution, 10 speakers who maximized perceptual variation were selected to record the full stimulus set.

Repetitions. Experiment 1A presented alternating blocks of listening trials and shadowing trials. In this manner, words were heard 0, 2, 6, or 12 times before shadowing. In theory, each repetition leaves an episodic trace, complete with voice and contextual details. Later presentations can then be tested for imitation. (It is also theoretically possible to observe imitation on the first presentation, especially for a LF or otherwise unique word.) If the stored traces are prominent in the echo used for shadowing, imitation should occur. This logic creates three predictions. First, as is typically observed, RTs should decrease as repetitions increase (Logan, 1990; Scarborough, Cortese, & Scarborough, 1977). In MINERVA 2, echo intensity will increase as more perfect matches to the stimulus token are compiled in memory. Second, imitation should increase as repetitions increase, as more traces resembling the stimulus token will contribute to echo content. Third, frequency effects should decrease with increasing repetitions, as occurs in printed word naming (Scarborough et al., 1977). Most models explain this interaction by short-term priming of canonical units, like logogens (Morton, 1969); HF words yield weak repetition effects because their thresholds are permanently near "floor." In MINERVA 2, with each repetition, echoes become increasingly characterized by context-specific traces created in the experiment. Thus, the model predicts a Frequency \times Repetition interaction in both dependent measures—imitation and RT.

Response timing. One interpretive problem arises in this study; the imitation data are theoretically relevant only if they reflect a spontaneous response from memory to spoken words (i.e., if imitation reflects on-line perception). However, listeners may have a frivolous tendency to imitate voices, regardless of deeper lexical processes. The earlier results (such as the word frequency effect) cast doubt on such an atheoretic account, but the critical possibility of imitation as a general tendency demands consideration.

Experiment 1A included an *immediate-shadowing* condition, in which listeners shadowed words quickly after presentation. In this condition, participants may use echo content to drive articulation. Experiment 1A also included a *delayed-shadowing* condition (Balota & Chumbley, 1985), in which participants heard words but waited 3–4 s to speak. If people frivolously imitate voices while shadowing, they may persist in this behavior, despite waiting a few seconds. However, MINERVA 2 predicts that imitation will decrease over delays. The stimulus word should be recognized immediately. However, as the person holds it in WM, waiting to speak, continuous interactions occur between WM and LTM. This feedback loop will force a regression toward the mean of the stored category—each successive echo will "drift" toward the central tendency of all prior traces in LTM. Thus, idiosyncratic details of the original shadowing stimulus will be attenuated in the eventual echo used for output (see illustration in Hintzman, 1986, p. 416).

Note that this is a progressive cycle: The first echo from LTM contains idiosyncracies of the stimulus, but it is already somewhat abstract, as prior traces affect echo content. If the echo in WM is communicated to LTM again, the next echo will move closer to the central tendency of the stored category. After several seconds, the echo in WM—the hypothesized basis of a delayed-shadowing response—will be the lexical category prototype (perhaps the speaker's own voice). Thus, imitation should decline in delayed naming.

Perceptual analysis. The main dependent measure in Experiment 1A

was imitation of stimulus speakers by shadowing participants. However, "imitation" is quite difficult to define operationally. In the earlier experiment, acoustic parameters of the input and output utterances were compared, and imitation scores were derived. This approach had two major drawbacks. First, it is time consuming, severely limiting the data one can analyze. Second, the psychological validity of the imitation scores is unknown. Many acoustic properties can be cataloged and compared, but they may not reflect perceptual similarity between tokens—imitation is in the ear of the beholder.

If imitation scores miss the "perceptual Gestalt," more valid measures may come from perceptual tests (Summers et al., 1988). Thus, each participants' shadowing speech from Experiment 1A was used in Experiment 1B, an AXB classification task. On every trial, listeners heard two tokens of a word produced by a shadower: one from a baseline condition and one from the shadowing condition. These A and B stimuli surrounded the X stimulus—the original token that the shadower heard. AXB participants judged which stimulus, the first (A) or the third (B), sounded like a "better imitation" of the second (X). (Across groups, baseline tokens were counterbalanced across the first and third positions.) The percentage of listeners choosing the shadowed stimulus was used to estimate imitation in Experiment 1A.

In summary, Experiment 1A involved the collection of shadowing responses to words that varied in frequency, designated as LF, MLF, MHF, and HF words. Prior to shadowing, the words were heard (in listening blocks) 0, 2, 6, or 12 times. Additionally, words were either shadowed immediately on presentation or after a delay. All shadowing participants also recorded baseline tokens of all words by reading them aloud. After shadowing, each volunteer's baseline and shadowing tokens were juxtaposed against the original stimulus tokens for AXB classification—listeners indicated which token (A or B) sounded like a better imitation of X. (Further methodological details are provided in Appendix B.) The expected results were (a) stronger imitation for lower frequency words, (b) stronger imitation with more repetitions, (c) an interaction of these factors, and (d) decreased imitation in delayed shadowing.

Results and Discussion

Experiment 1A. The "data" (i.e., the recorded tokens) from Experiment 1A were primarily used to generate stimulus materials for Experiment 1B. However, the shadowing RTs were also analyzed. When Figure 3 is examined, several key results are evident (statistical analyses for all data are summarized in Appendix C). The immediate-shadowing RTs (top of Figure 3) showed clear effects of frequency (faster RTs to higher frequency words) and repetition (faster RTs with increasing repetitions). The delayed-shadowing RTs (bottom of Figure 3) also showed a repetition effect, but no frequency effect. In general, the RTs suggested that the stimulus words were chosen and manipulated appropriately. Classic frequency and repetition effects emerged, with their usual interaction (Scarborough et al., 1977). Accordingly, these results provide a foundation to examine Experiment 1B.

Experiment 1B. Figure 4 shows the percentage of correct AXB judgments (collapsed across shadowing participants), as a function of word frequency, repetitions, and delay. In this study, "correct" AXB judgments were scored whenever a listener selected a shadowing token—rather than a baseline token—as the imitation. When Figure 4 is examined, several major effects are evident. When the tokens were produced in immediate shadowing, participants were far more likely to detect imitation, relative to tokens produced in delayed shadowing. Almost all cell means exceeded chance (50%) in immediate

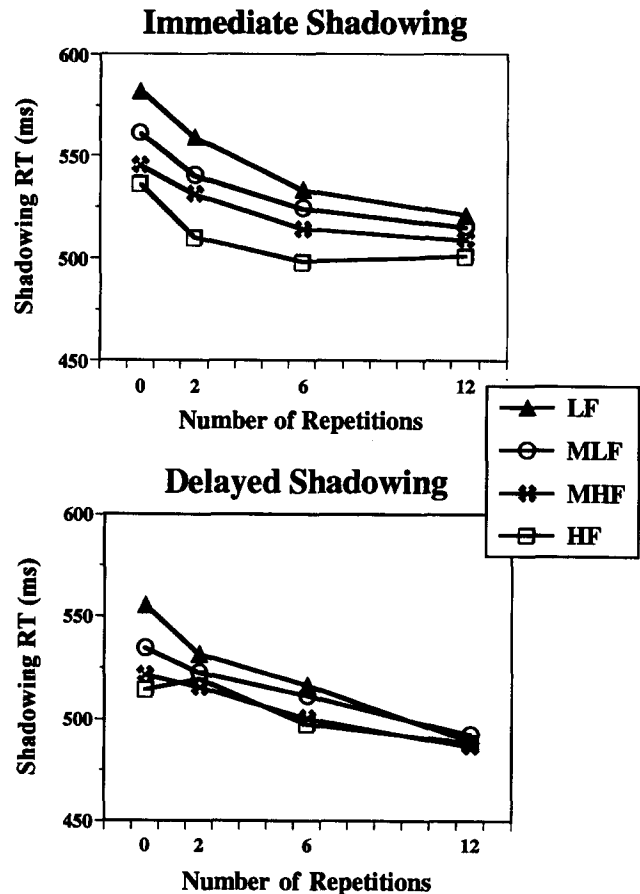


Figure 3. Immediate- and delayed-shadowing response times (RTs), Experiment 1A. HF = high frequency; MHF = medium high frequency; MLF = medium low frequency; LF = low frequency.

shadowing, but few exceeded chance in delayed shadowing. In addition to the delay effect, other predicted effects were observed: In both immediate and delayed shadowing, imitation increased when the tokens were lower frequency words, although the frequency effect was stronger in immediate shadowing. Also, in immediate shadowing, imitation increased with increasing repetitions.

The basic assumption needed to interpret these data concerns the nature of perception in the shadowing task and its bearing on speech acoustics. In MINERVA 2, echoes constitute the model's only basis to respond. Hintzman (1986) showed that echo content consists of blended information—probes and stored episodes combine to form experience. If a response is made by using the first echo, its similarity to the probe should be considerable. This idea was supported in Experiment 1A; in immediate shadowing, certain trials (low frequency and high repetitions) invoked strong imitation. In contrast, if a response is generated slowly, the echo should cycle between WM and LTM, its content growing progressively less similar to the original probe. This prediction was also supported in Experiment 1A; in delayed shadowing, all imitation was reduced to near-chance levels.

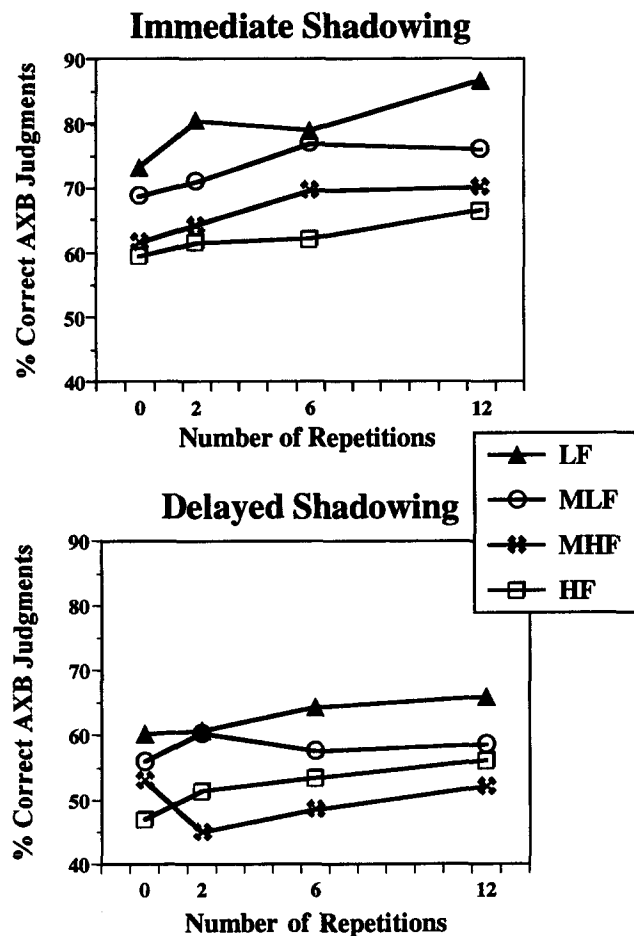


Figure 4. Percentage correct AXB classification for immediate- and delayed-shadowing tokens, Experiment 1B. HF = high frequency; MHF = medium high frequency; MLF = medium low frequency; LF = low frequency.

Experiments 2A and 2B: Shadowing Nonwords in a Balanced Lexicon

Experiments 1A and 1B were encouraging; the data suggest that the acoustic content of shadowers' speech reflects underlying perceptual processes. Moreover, these processes are seemingly affected by detailed episodic traces. However, for several reasons, the results of Experiments 1A and 1B are equivocal. One challenge in this research is to ensure that vocal imitation in shadowing is a truly "lexical" response rather than a general tendency. Several precautions in Experiment 1A helped avoid this interpretive impasse. Words of several frequency classes were used and were repeated different numbers of times, and delayed shadowing was examined. Each factor modified the likelihood of imitation, which seems to rule out a simplistic "general tendency" account.

Unfortunately, although these precautions worked in Experiment 1A, none is sufficiently compelling. With respect to delayed shadowing, voice tracking may be a strategic process that makes immediate shadowing easier, but it does not help delayed

shadowing. With respect to repetitions, hearing a token numerous times may create anticipation effects. For example, the early phonemes of a word may trigger a memory of its recent presentation. Participants may then imitate the speaker for any number of reasons. For these reasons, word frequency was the key to Experiment 1A. Relative to delay or repetition, the frequency manipulation was quite subtle. In theory, participants were oblivious to the differences, suggesting that frequency-sensitive imitation is a spontaneous effect. Unfortunately, other potential problems arose. To correct these, in Experiment 2A I examined nonword shadowing, using the same manipulations as before.

There were two main reasons to replicate Experiment 1A with nonwords. First, the use of nonwords with controlled frequencies should provide "cleaner" data to evaluate the simulation model. The Kučera and Francis (1967) frequency estimates predict data quite well, but they also introduce considerable noise. For example, some highly familiar words (e.g., *violin* and *pizza*) have very low-frequency estimates (Gernsbacher, 1984). By creating a "nonword lexicon" for participants, the shadowing and simulation data are more comparable than real words allow (see Feustel et al., 1983; Salasoo et al., 1985).

The second, more important reason to use nonwords in Experiment 2A was to remove a potential frequency-based confound. The words for Experiment 1A were originally recorded by cooperative volunteers who, presumably, tried to provide clear stimuli. Unfortunately, prior research shows that speakers tend to hyperarticulate LF words, at least with respect to duration (Wright, 1979). Thus, the original stimulus recordings for Experiment 1A may have contained systematic acoustic differences confounded with frequency. Following this logic to its dreary conclusion, if LF words were exaggerated in the stimuli, they may have induced greater imitation during shadowing. Also, imitation may be more easily detected in exaggerated words—if a bisyllabic LF word had a clear rise-fall intonation, it would be easy to judge whether its shadowed counterpart had the same intonation. If a bisyllabic HF word had a flat intonation, it would be difficult to judge if its shadowed counterpart matched. Two clear images are easier to compare than two noisy images.

The use of nonwords can ensure that stimulus confounds do not create frequency-based imitation differences. In terms of frequency, all nonwords should be roughly equivalent to recording volunteers, precluding systematic differences. Also, nonwords can be equally assigned to frequency conditions, eliminating all pronunciation differences across frequency classes. In Experiment 2A, the assignments of nonwords to frequency conditions were counterbalanced across shadowing participants. This was accomplished by presenting training and shadowing sessions on consecutive days. Using procedures from the listening blocks in Experiment 1A, I used the training sessions to create a nonword lexicon for shadowing participants. The only manipulated factor in training was exposure frequency: Nonwords were presented once each (LF), twice each (MLF), 7 times each (MHF), or 20 times each (HF). However, to avoid familiarizing listeners with the exact tokens used in shadowing, all training tokens were spoken by one novel speaker (whose voice was not used in test sessions). Shadowing sessions were completed on the second day, using the procedures of Experiment 1A (see Appendix B). As before, Experiment 2A was followed by an AXB classification test (Experiment 2B).

Method

For a detailed explanation of the method used in this experiment, see Appendix B.

Results and Discussion

Experiment 2A. The shadowing RTs closely resembled those from Experiment 1A (see top of Figure 5 and Appendix C). As before, immediate-shadowing RTs showed strong frequency and repetition effects (and their interaction). These effects were also evident, but attenuated, in delayed shadowing. As before, the RT data suggested that the key variables in Experiment 2A were manipulated over an acceptable range.

Experiment 2B. The mean "correct" AXB classification rates for immediate- and delayed-shadowing tokens are shown at the top of both Figures 6 and 7, respectively. Imitation was virtually always detected in immediate shadowing, but it was rarely detected in delayed shadowing.⁴ As in Experiment 1B, robust frequency and repetition effects were observed in immediate shadowing. These effects were also observed, but attenuated, in delayed shadowing. However, unlike Experiment 1B, the frequency and repetition effects appeared additive in immediate shadowing rather than producing an interaction (see Appendix C for statistical analyses).

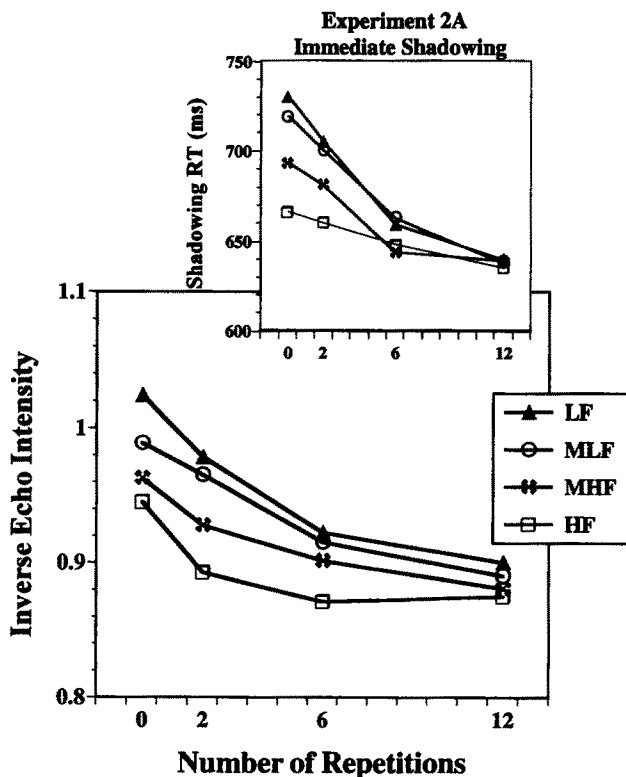


Figure 5. Immediate-shadowing response time (RT) data and MINERVA 2 simulation, Experiment 2A. HF = high frequency; MHF = medium high frequency; MLF = medium low frequency; LF = low frequency.

Simulation of Experiments 2A and 2B in MINERVA 2

As Hintzman (1986) noted, although MINERVA 2 is a quantitative model, it is best suited for qualitative analysis. If it predicts the major trends of the data, the model may constitute a reasonable account. To confirm that MINERVA 2 predicts the shadowing results, I conducted a simulation. To approximate a human participant, I initially stored a background lexicon of 1,000 "words" (random 200-element vectors), with randomly generated frequencies of 1–100 traces (only name elements were repeated across traces; voice and context elements were randomized). Next, 160 "nonwords" were generated. These were 200-element vectors, with 100 name elements (none matching background "words"), 50 voice elements, and 50 context elements. To mimic the training sessions of Experiment 2A, 40 HF nonwords were each stored 20 times, with constant name, voice, and context elements. Similarly, MHF, MLF, and LF nonwords were stored 7, 2, and 1 time(s), respectively. After training, the model completed three forgetting cycles, allowing random elements to revert to zero (see Appendix A).

Both dependent measures of Experiments 2A and 2B were simulated in tandem. Hintzman (1986, 1988) used echo intensities to model recognition memory and frequency judgments. In the present test, inverse echo intensities were assumed to provide reasonable RT estimates. Vocal imitation was estimated by echo content. In concrete terms, the model is given a 200-element probe vector with three basic elements: -1 , 0 , and 1 . An echo may preserve the probe's basic character, but it contains continuously valued elements between -1 and 1 . To estimate imitation in the model, I converted these continuously valued elements back to discrete values by a program that rounded to whole values. (Values less than or equal to -0.4 were converted to -1 ,

⁴ For reasons of expediency and validity, in the present study I used AXB classification (rather than acoustic analysis) to assess degrees of imitation. The AXB data confirmed that listeners detected imitation in the shadowers' speech but did not reveal its perceptual basis. Although aspects of the speech signal making up imitation were not directly relevant to this research, it does pose an interesting question. Several acoustic factors seem likely candidates, including duration, amplitude, fundamental frequency (F_0), and intonation contour. To examine which acoustic factors were compelling indicators of imitation, several tests were conducted, again using AXB classification. Fifty stimulus sets were selected that yielded high rates (92%) of "correct" AXB classification in Experiment 2B and were used to generate five new tests. In a control test, the stimuli were unchanged. In an equal duration test, all three nonwords per trial were modified by a signal processing package (CSL, by Kay Elemetrics) to have equal durations. Thus, duration cues could not be used to detect imitation. In similar fashion, three more AXB tests were generated in which mean amplitude, F_0 , and intonation contour were equated, respectively. (I am indebted to Joanne Miller and Keith Johnson for suggesting this method.) Groups of 10 listeners received each test. Predictably, the control test produced the best performance (87% correct), followed by the amplitude (80%), F_0 (78%), duration (63%), and intonation contour (59%) tests. The removal of any acoustic cue decreased the detectability of imitation, but only the duration and intonation tests reliably differed from control. From these data, it seems that temporal and melodic factors are particularly salient cues to imitation. However, pending a complete investigation (with acoustic factors tested in various combinations), this suggestion must be considered tentative.

and values greater than or equal to .4 were converted to 1. Intermediate values were converted to 0.) Imitation was then estimated by the proportion of position-specific voice elements with identical values.⁵

For the test session, another set of the same 160 nonwords was generated, with all of the name and context elements used in training. However, new configurations of voice elements denoted 10 new "speakers." The simulation followed the experiment: 20 nonwords were presented once and their echoes were examined. Another 20 nonwords were presented twice; their echoes were examined after the second presentation. Echoes for 20 more nonwords were examined after their 6th presentation, and echoes for another 20 nonwords were examined after their 12th presentation. As in Experiment 2A, equal numbers of nonwords from each frequency class were included at each level of repetition.

The top of Figure 5 shows immediate shadowing RTs from Experiment 2A. The bottom of Figure 5 shows simulated RTs and clear qualitative agreement to the data. Figures 6 and 7 show simulated imitation data as proportions of "echoed voice elements" from LTM in response to probes. Figure 6 shows real and simulated AXB data from immediate shadowing; Figure 7 shows delayed shadowing. Delayed shadowing was simulated by feeding successive echoes back to the model 10 times after the first probe, allowing the resultant echo to drift toward the central tendency of the stored traces. (The selection of 10 cycles was fairly arbitrary, chosen in tandem with the forgetting parameter to provide noticeable forgetting, without complete erasure of stored information.) As both figures show, the model adequately predicted the basic trends of the imitation judgment data.⁶

Experiments 3A, 3B, and 3C: Shadowing Nonwords in a Skewed Lexicon

The use of nonword stimuli in Experiments 2A and 2B reinforced the prior results. In addition to alleviating possible stimulus confounds, Experiment 2A allowed more precise frequency manipulations than is possible with real words. In effect, the use of nonwords allows experimental creation of a participant's "lexicon," approximating the situation for MINERVA 2. Similar procedures are commonly applied to study perceptual categorization (e.g., Maddox & Ashby, 1993; Nosofsky, 1986; Posner & Keele, 1970). The use of nonwords as training and test stimuli confers another advantage—it is possible to shape the character of the stored categories. In Experiments 2A and 2B, items varied only in frequency; other aspects of the tokens (context of experience and voice characteristics) were held constant.

In Experiment 3A, I again used nonwords introduced to participants in a training session. As before, the nonwords varied in training frequency and were presented for immediate or delayed shadowing after variable repetitions. However, in Experiment 2A, participants heard all nonwords in one training voice, ensuring fairly homogenous representations. Experiment 3A entailed more idiosyncratic training for each nonword. All 10 test voices were used in training but were not distributed within nonwords. Instead, the same voice was used for every repetition of any given nonword during training. In test sessions, voices were manipulated: Training voices were repeated in all listening

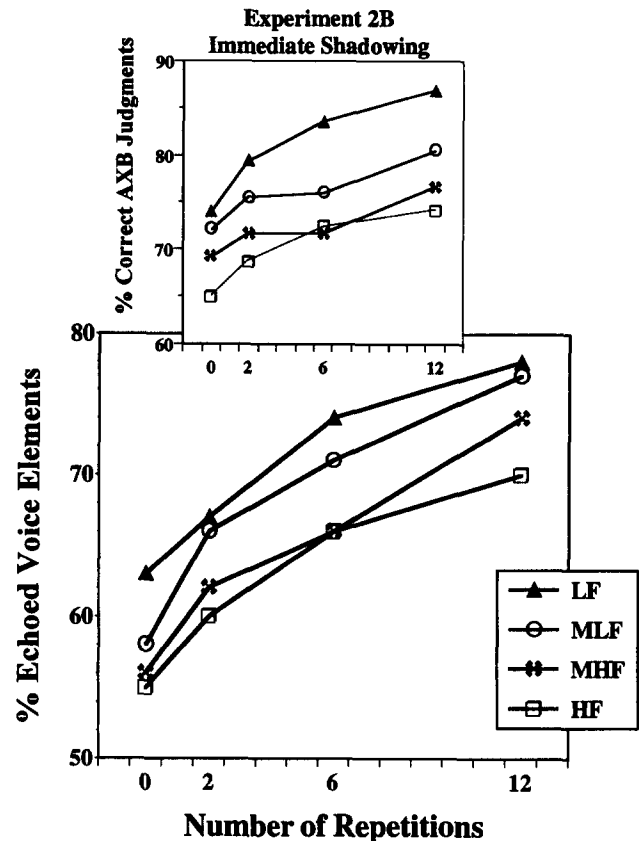


Figure 6. Immediate-shadowing imitation data and MINERVA 2 simulation, Experiment 2B. HF = high frequency; MHF = medium high frequency; MLF = medium low frequency; LF = low frequency.

blocks. However, during shadowing, half of the nonwords retained their training voices (SV), and half were presented in voices that were highly dissimilar to the training voice (DV), determined by the earlier MDS experiment. MINERVA 2 makes several interesting predictions for this procedure.

First, in immediate shadowing, participants should strongly imitate SV items, relative to DV items, and SV imitation should increase with repetitions. In SV trials, all stored tokens match the shadowing stimulus, making these predictions transparent. By contrast, DV items should show weaker imitation with in-

⁵ This estimation method was used for communicative clarity—it provides percentage scores, which are easily compared with the AXB classification data. However, given two vectors of equal length, an alternative (and perhaps more accurate) method is to compute *dot products*, which increase linearly with vector similarity. To test the validity of the present method, I also computed dot products (also called *standard inner products*). The results showed qualitative trends nearly identical to the present illustrations.

⁶ When the AXB data are compared to the simulations, note that chance is defined differently for each. Chance performance in AXB classification equals 50% correct. For the simulation, chance equals a random correlation of three-valued vector elements (-1, 0, +1) and is thus equal to 33% echoed voice elements.

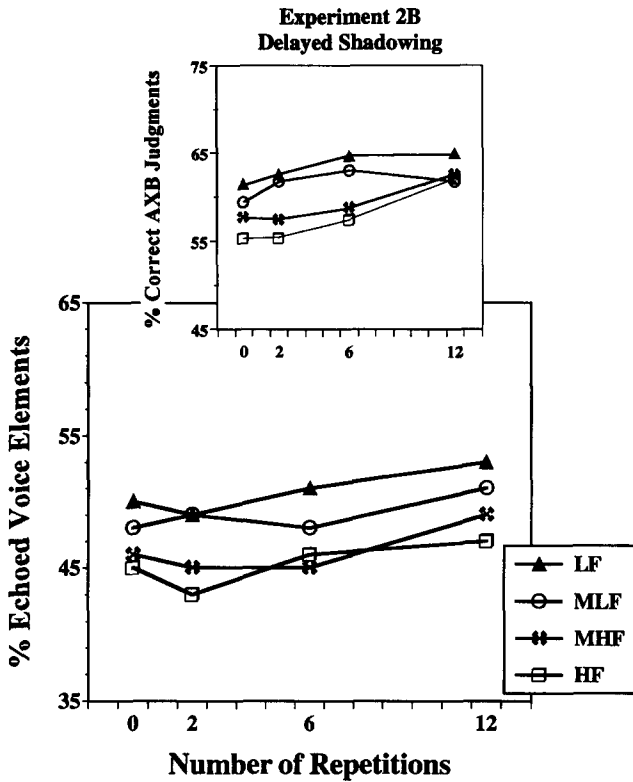


Figure 7. Delayed-shadowing imitation data and MINERVA 2 simulation, Experiment 2B. HF = high frequency; MHF = medium high frequency; MLF = medium low frequency; LF = low frequency.

creased repetitions, as memory amasses traces that will contradict the subsequent shadowing voice. Thus, the model predicts a Voice × Repetition interaction. Also, these effects should be sensitive to the nonword frequencies established in training. For SV trials, frequency effects should contradict the prior data—HF nonwords should now induce greater imitation than LF nonwords. In SV trials, the repetition and frequency manipulations are functionally identical; increases in either predicts greater imitation. By contrast, in DV trials, HF nonwords should be most resistant to imitation because many stored traces “work against” the shadowing stimulus. Thus, the model also predicts a Voice × Frequency interaction.

A second prediction involves delayed shadowing. In earlier experiments, imitation was expected to decrease in delayed shadowing. In Experiment 3A, this prediction was modified: In DV immediate-shadowing trials, echoes should partially reflect the probe stimuli, perhaps yielding some detectable imitation. However, in DV delayed-shadowing trials, responses may increasingly resemble the training stimuli, rather than the shadowing stimuli. As memory systems interact over the delay, each successive echo should drift toward the central tendency of the learned nonword category. In Experiment 3A, this central tendency was skewed toward the training voice. For the same reason, another prediction arose: In SV delayed-shadowing trials, there should be no decrease in imitation because all traces in WM and LTM support imitation. Thus, MINERVA 2 also predicts a Voice × Delay interaction.

As before, Experiment 3B was an AXB test juxtaposing baseline and shadowing tokens against shadowing stimulus tokens. However, to examine the unique predictions regarding training voices, I also conducted Experiment 3C. This was identical to Experiment 3B, but listeners heard training tokens (rather than shadowing stimulus tokens) as X stimuli. Thus, imitation of shadowing and training tokens was separately estimated.

Method

The methods for Experiments 3A, 3B, and 3C are summarized in Appendix B.

Results

Detailed results are presented in Appendix C. Thus, in the interest of brevity and clarity, the basic data patterns are reviewed in tandem with their associated simulations.

Simulation of Experiments 3A, 3B, and 3C in MINERVA 2

After the experiments, qualitative fits of MINERVA 2 to the data were examined. The simulations were conducted as previously described, with one exception: Half of the probes in shadowing sessions retained their training voice elements; half had new voice elements, taken from the set of 10 training voices. As before, RTs were estimated by inverse echo intensities, and imitation was estimated by proportions of echoed voice elements.

Experiment 3A. The top of Figure 8 shows the immediate-

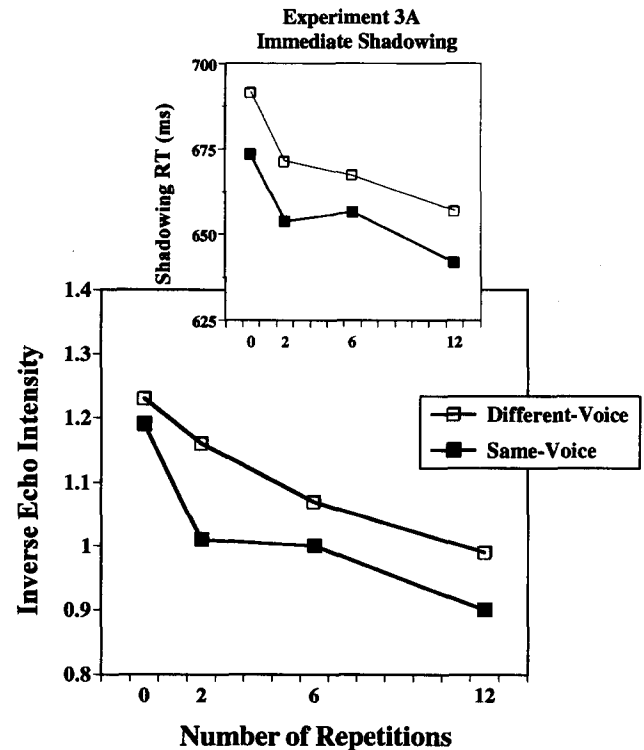


Figure 8. Immediate-shadowing response time (RT) data and MINERVA 2 simulation of Experiment 3A, shown as a function of voice and repetitions, collapsed across frequencies.

shadowing RTs as a function of voice and repetitions (collapsed across nonword frequencies). Two key trends are shown—RTs decreased across repetitions (as before), and SV trials produced faster responses. The bottom of Figure 8 shows the simulated RTs, which showed the same major trends. Examining Experiment 3A further, Figure 9 shows real and simulated RTs as a function of voice and frequency, collapsed across repetitions. As shown, the model adequately predicts both the observed SV advantage and the frequency effect.

Experiment 3B. Figure 10 shows correct AXB classification rates for the immediate-shadowing tokens, shown as a function of voice and repetitions, collapsed across frequencies. Figure 11 shows the same data as a function of voice and frequency, collapsed across repetitions. Several main trends emerged in the data. First, imitation was stronger in SV trials. Second, imitation increased across repetitions, equivalently for SV and DV trials. Third, a predicted Voice \times Frequency interaction emerged: Imitation slightly increased with frequency decreases in DV trials but showed the opposite trend in SV trials. As Figures 10 and 11 show, the model nicely predicts these qualitative data patterns.

The next simulations concerned the delayed-shadowing results. The top of Figure 12 shows AXB data for delayed-shadowing tokens as a function of voice and repetitions, collapsed across frequencies. Similarly, Figure 13 shows AXB data as a

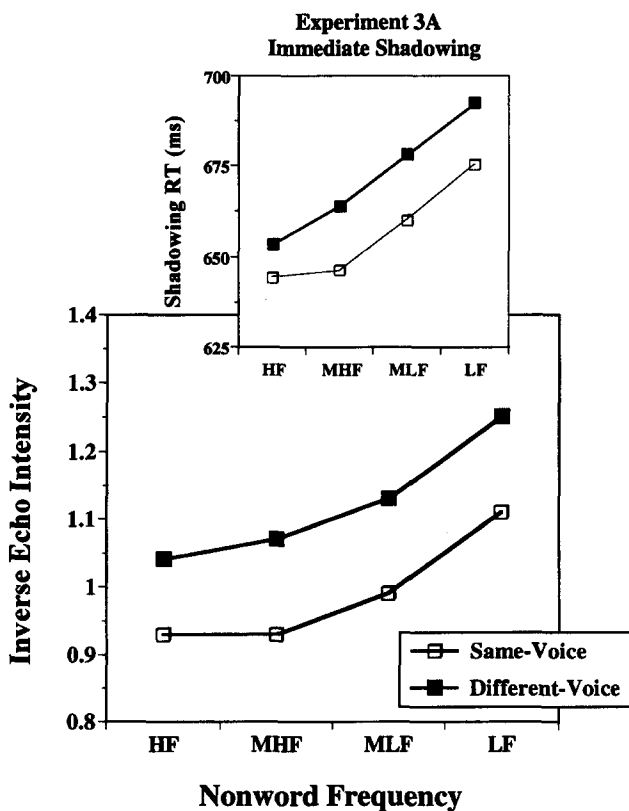


Figure 9. Immediate-shadowing response time (RT) data and MINERVA 2 simulation of Experiment 3A, shown as a function of voice and frequency, collapsed across repetitions. HF = high frequency; MHF = medium high frequency; MLF = medium low frequency; LF = low frequency.

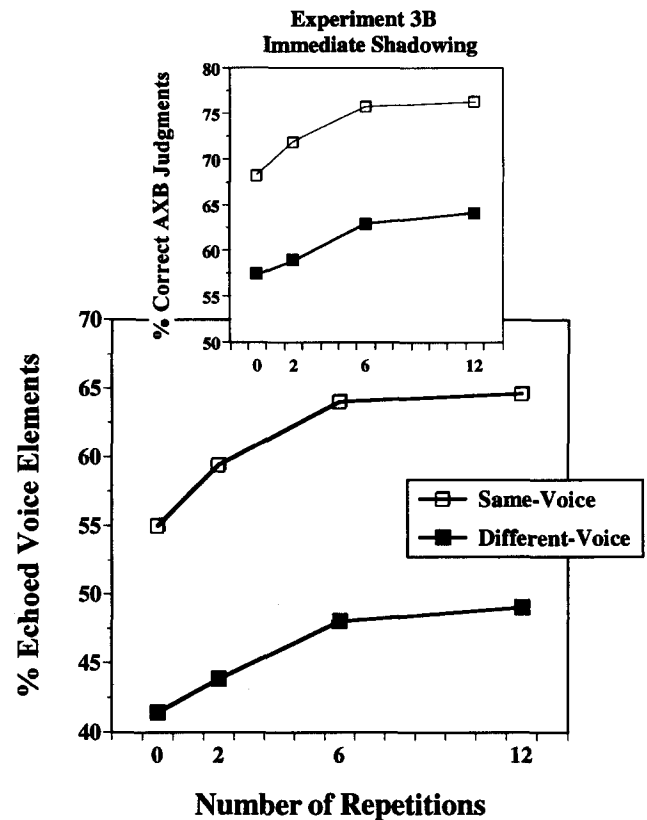


Figure 10. Immediate-shadowing imitation data and MINERVA 2 simulation of Experiment 3B, shown as a function of voice and repetitions, collapsed across frequencies.

function of voice and frequency, collapsed across repetitions. In general, the data in Figure 12 resembled those in Figure 10, showing voice and repetition effects. However, these effects were both attenuated, relative to the immediate-shadowing condition. Similarly, the data in Figure 13 resembled the immediate-shadowing data in Figure 11, but with attenuated effects. As shown, MINERVA 2 predicted these effects and their diminishing magnitudes across delays.

Experiment 3C. Recall that Experiment 3C differed from the prior AXB tests by using training tokens—rather than shadowing stimulus tokens—as comparison standards. Accordingly, this change was applied to the Experiment 3C simulation: Echoes were compared with training stimuli, not test stimuli. Figures 14 and 15 show real and simulated AXB classification data for the immediate-shadowing tokens. As predicted, SV trials promoted robust imitation, in patterns similar to Experiment 3B. Figures 14 and 15 confirm that MINERVA 2 predicted the observed trends.⁷ The most interesting aspect of Experiment

⁷ In the simulations of Experiment 3C, chance performance was not defined as 33%, as before. Because a defined set of 10 voice vectors was available, their mean proportions of overlapping elements could be calculated; this value (41%) represents chance performance for the model to reproduce the training voice.

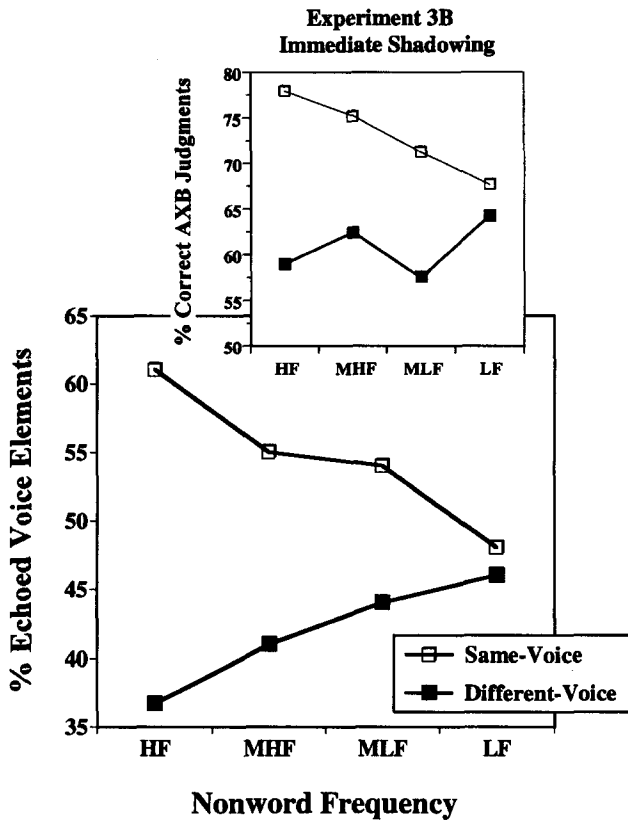


Figure 11. Immediate-shadowing imitation data and MINERVA 2 simulation of Experiment 3B, shown as a function of voice and frequency, collapsed across repetitions. HF = high frequency; MHF = medium high frequency; MLF = medium low frequency; LF = low frequency.

3C was the delayed-shadowing condition. Specifically, it was hypothesized that DV trials would reverse their prior pattern; after a delay, the shadowers' responses would come to resemble the training tokens. As shown in Figures 16 and 17, this prediction was supported; SV and DV trials produced nearly equivalent imitation. Moreover, the simulations shown in each figure verify the model's qualitative predictions.

General Discussion

The present findings, together with other data (Tenpenny, 1995), suggest an integral role of episodes in lexical representation (Jacoby & Brooks, 1984). Prior research has shown that detailed traces of spoken words are created during perception, are remembered for considerable periods, and can affect later perception—data most naturally accommodated by assuming that the lexicon contains such traces. The present study extends such prior research, showing episodic effects in single-word and nonword shadowing. Moreover, a strict episodic model (Hintzman, 1986) produced close qualitative fits to the data. Clearly, this does not mean the model is correct, but it provides some validation of the multiple-trace assumption.

The Speaker Normalization Hypothesis

Abstract representation is both an old and accepted idea in psycholinguistics. Indeed, Marslen-Wilson and colleagues (Gas-

kell & Marslen-Wilson, 1996; Lahiri & Marslen-Wilson, 1991; Marslen-Wilson, Tyler, Waksler, & Older, 1994) recently proposed that lexical entries are more abstract than traditional theories assumed. This is based on priming experiments in which spoken word perception is seemingly unaffected by subtle variations in surface form. Marslen-Wilson et al. suggested that abstract representations mediate lexical access, providing robust, context-insensitive perception. The present suggestion is that robust perception may arise by the opposite strategy. This is a familiar argument—prototype and exemplar models arose as philosophically opposite accounts of common data (Smith & Medin, 1981). Exemplar models store stimulus variability in memory (e.g., Klatt, 1979), obviating the need for data-reducing processes.

Many theories assume that surface information, such as voice details, is filtered in speech perception. For example, Joos (1948) suggested that listeners use point vowels to estimate a speaker's vocal tract dimensions; subsequent perception makes reference to this estimate. Joos never suggested that information was lost by normalization, but this was assumed by later theories; voice details are considered noise to be resolved in phonetic perception (Pisoni, 1993). This clearly contains an element of truth—abstract entities (words) are recognized in speech. However, voice memory is routinely observed, even in studies that purportedly demonstrate normalization. For example, Green,

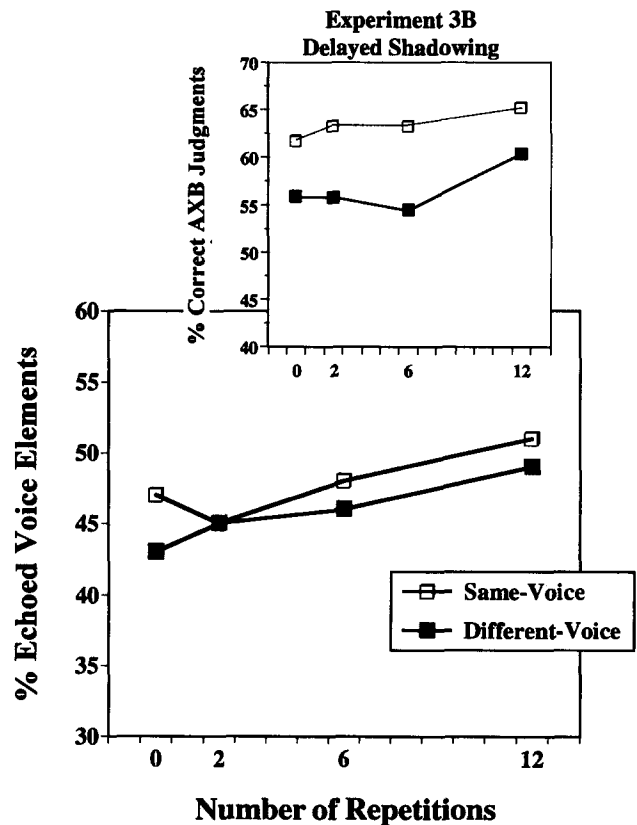


Figure 12. Delayed-shadowing imitation data and MINERVA 2 simulation of Experiment 3B, shown as a function of voice and repetitions, collapsed across frequencies.

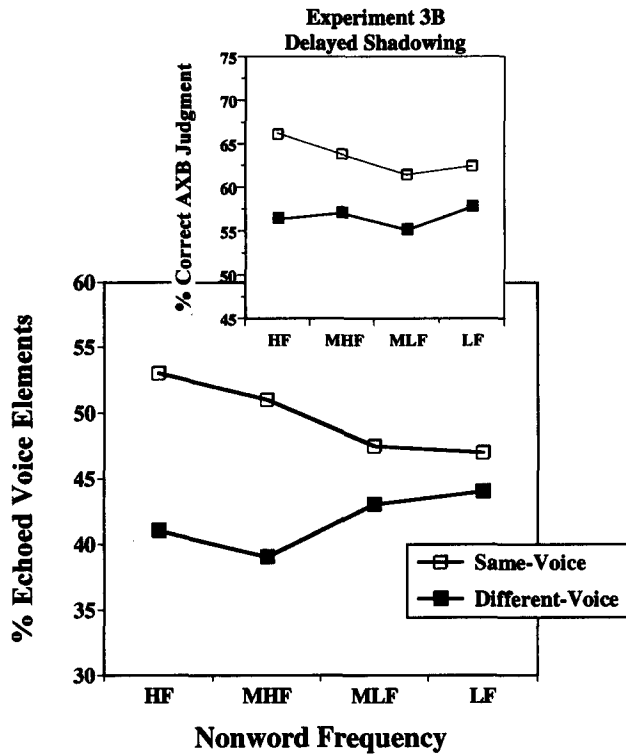


Figure 13. Delayed-shadowing imitation data and MINERVA 2 simulation of Experiment 3B, shown as a function of voice and frequency, collapsed across repetitions. HF = high frequency; MHF = medium high frequency; MLF = medium low frequency; LF = low frequency.

Kuhl, Meltzoff, and Stevens (1991) demonstrated a “cross-gender McGurk effect”—incongruous faces and voices fluently combine to yield the illusion (McGurk & MacDonald, 1976). Green et al. suggested that normalization occurs early in processing, allowing fusion of abstract representations, but they also noted that voice information remains.

Differences in the gender of the talker producing the auditory and visual signals had no impact on the integration of phonetic information. Thus, by the time the phonetic information was integrated from the auditory and visual modalities, it was sufficiently abstract as to be neutral with respect to the talker differences. Nonetheless, observers are very aware of an incompatibility in the cross-gender face-voice pairs. This suggests that the neutralization of talker differences for the purposes of phonetic categorization does not result in a loss of detailed information about the talker. (Green et al., 1991, p. 533)

Indeed, I contend that no published evidence shows that normalization reduces information. Several models posit perceptual compensation without information loss (Miller, 1989; Nearey, 1989; Syrdal & Gopal, 1986), showing that normalization and voice memory can peacefully coexist. However, is normalization theoretically necessary? Most theories treat it as a logical necessity because variable signals must be matched to summary representations. However, an episodic lexicon should support direct matching of words to traces, without normalization. Moreover,

aside from null effects (e.g., Jackson & Morton, 1984), few data truly support normalization.

Consider vowel perception: Verbrugge and Rakerd (1986) presented “silent-center” syllables to listeners for identification. These /bVb/ syllables had their central 60% removed, leaving only the initial and final consonants with partial vocalic transitions. Listeners easily identified the missing vowels from these impoverished signals. In another condition, syllable pieces produced by men and women were spliced together, creating new silent-center stimuli. Although the speakers’ vowel spaces differed widely, missing vowels were still easily identified. Verbrugge and Rakerd concluded that vowels are not identified by center frequencies, as most theories assume. Instead, speaker-independent articulatory information affords accurate perception (Fowler, 1986).

The Episodic Lexicon

Although many theories consider normalization a logical necessity, episodic models provide an alternative. As Jacoby and his colleagues have noted, many data suggest that episodes subserve perception. For example, Jacoby (1983b) suggested that word perception occurs nonanalytically, by comparison to prior episodes, rather than by decomposition into features. In the present research, an episodic model (MINERVA 2) was found

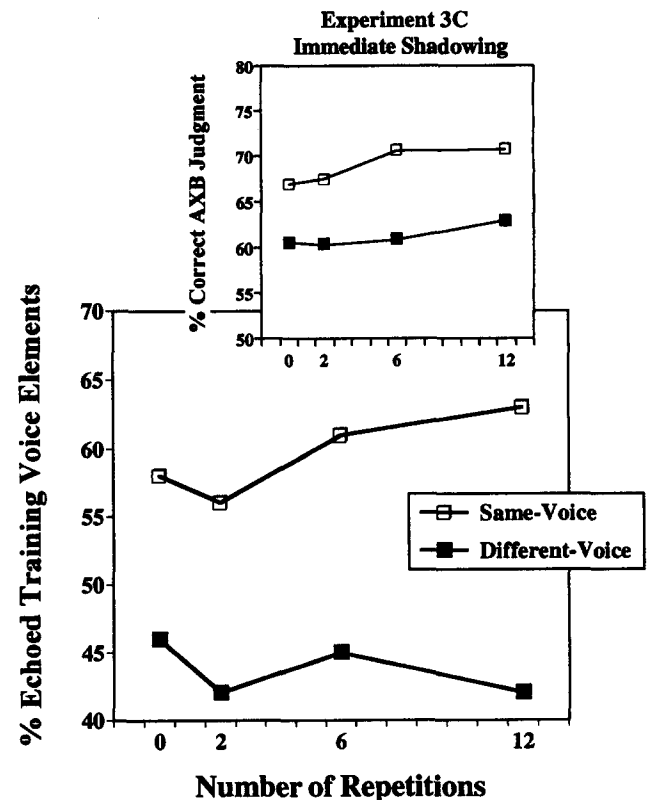


Figure 14. Immediate-shadowing imitation data and MINERVA 2 simulation of Experiment 3C, shown as a function of voice and repetitions, collapsed across frequencies.

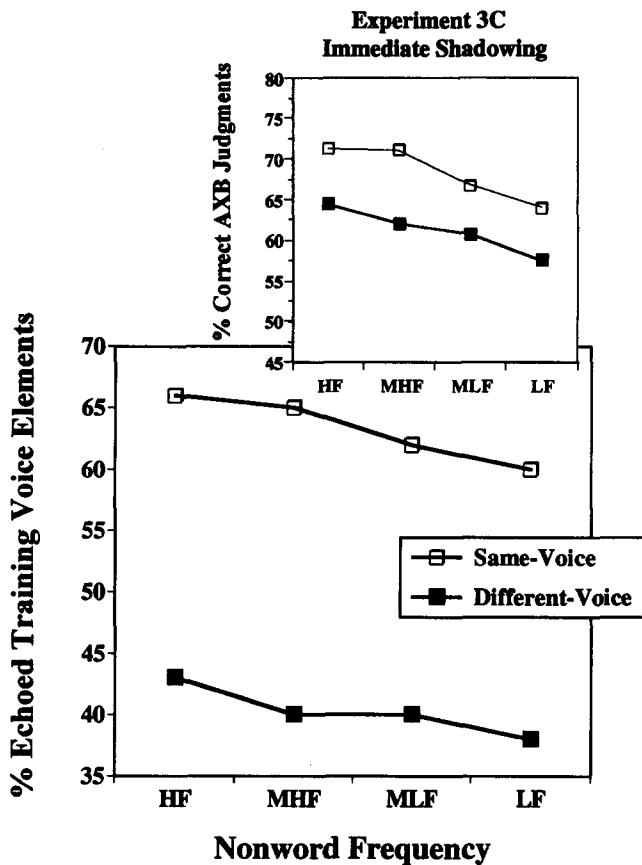


Figure 15. Immediate-shadowing imitation data and MINERVA 2 simulation of Experiment 3C, shown as a function of voice and frequency, collapsed across repetitions. HF = high frequency; MHF = medium high frequency; MLF = medium low frequency; LF = low frequency.

to predict data from an ostensibly perceptual task. Thus, it seems parsimonious to suggest that episodes form the basic substrate of the lexicon.

Although MINERVA 2 was tested in this research, other models provide viable accounts of the data. For example, both the generalized context model (Medin & Schaffer, 1978; Nosofsky, 1986) and the SAM (search of associative memory) model (Gillund & Shiffrin, 1984) incorporate multiple-trace assumptions. MINERVA 2 was used here for pragmatic and theoretical reasons. On the pragmatic side, it is easily simulated, by virtue of simple representations and a small set of computations. On the theoretical side, MINERVA 2 has two benefits in the present application. First, it makes the extreme assumption of numerous, independent memory traces. Because the present goal was to assess the viability of an episodic lexicon, this unwavering assumption was desirable. Second, it makes simultaneous predictions regarding echo intensity and content, which naturally conform to the dependent measures in shadowing (RTs and speech acoustics).

Hybrid Models

MINERVA 2 is a purely episodic model that predicts prior results (Goldinger, 1996) and the present results. However, less

extreme models may also work. Feustel et al. (1983; Salasoo et al., 1985) described a hybrid model in which both abstract lexical codes and episodic traces contribute to perception. By this view, words become *codified* by repetition—multiple episodes coalesce into units (similar to logogens). Episodes mediate token-specific repetition effects, but abstract codes provide the lexicon stability and permanence. In Klatt's (1979) model of speech perception, phonetic variations are stored in memory, alongside lexical prototypes. Similarly, Tulving and Schacter (1990; Schacter, 1990) proposed a *perceptual representation system* (PRS) to identify objects, including words. PRS contains long-lasting traces of perceptual forms, with all details intact. Complementary central memory systems contain abstract information, such as category prototypes and conceptual associations.

In a particularly germane hybrid model, Kirsner et al. (1987) proposed a lexicon of abstract representations and episodic procedural records. In this model, word perception entails special processes that match stimuli to abstract lexical entries. Records of these processes are stored in memory, and surface details (such as voice) shape the record. On later word perception, past records are reapplied to the degree they resemble new inputs (although see Dean & Young, 1996). Regarding repetition effects, Kirsner et al. (1987) wrote the following:

The essence of our account is that word identification is achieved

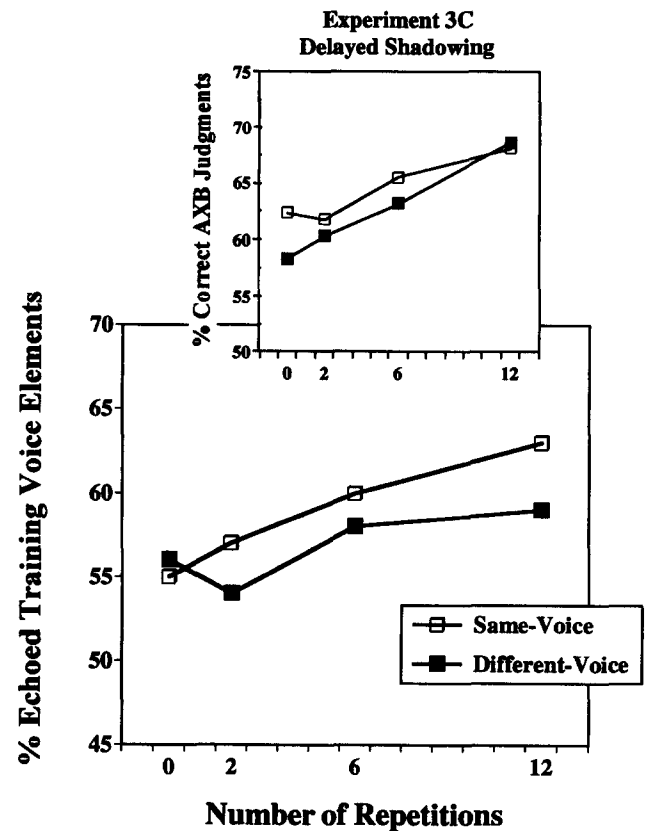


Figure 16. Delayed-shadowing imitation data and MINERVA 2 simulation of Experiment 3C, shown as a function of voice and repetitions, collapsed across frequencies.

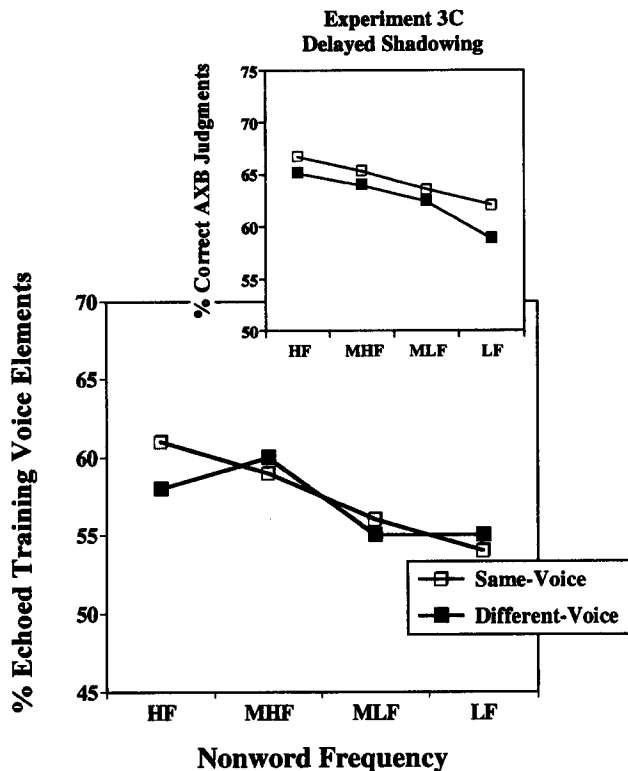


Figure 17. Delayed-shadowing imitation data and MINERVA 2 simulation of Experiment 3C, shown as a function of voice and frequency, collapsed across repetitions. HF = high frequency; MHF = medium high frequency; MLF = medium low frequency; LF = low frequency.

by reference to a record. Similarity is the critical parameter. If the record collection includes an example that is similar to the current stimulus description, identification will be achieved easily and quickly. (p. 151)

The record-based model borrows logic from Kolers (1976; Kolers & Ostry, 1974), who suggested that fluent rereading of transformed text reflects memory for perceptual operations. Whereas Kolers studied strategic processes applied to a difficult perceptual task, Kirsner et al. (1987) assumed that procedural records arise for all perceptual processes, regardless of difficulty or salience. For example, recognizing a word in an unfamiliar voice will invoke normalization and matching procedures that are stored in a record. Later perception of a similar word will use the record, creating residual savings. With increased exposure to a certain voice (or handwriting, rotated text, foreign accent, etc.), the growing episode collection will support asymptotic (totally "normalized") performance. As a concrete example, Nygaard, Sommers, and Pisoni (1994) made listeners familiar with speakers' voices and found facilitated perception of new words produced by those speakers.

MINERVA 2 assumes that perceptual products (e.g., recognized words) are stored episodically. The record-based model assumes that perceptual processes are stored, alongside abstract representations. Clearly, these models are very difficult to discriminate—their central mechanisms and predictions may be

formally identical. For example, it is commonly reported that voice (or font) effects in word perception are strongest when procedural cues are constant across study and test (Graf & Ryan, 1990; Masson & Freedman, 1990; Whittlesea, 1987; Whittlesea & Brooks, 1988; Whittlesea & Cantwell, 1987). On first consideration, such data appear to favor procedural models. Indeed, Ratcliff and McKoon (1996, 1997; Ratcliff, Allbritton, & McKoon, 1997) recently developed a process-based model of priming effects. In this model, perceptual processes are temporarily modified by stimulus processing, creating a bias to benefit later, similar stimuli. However, the same data are explainable by perceptual products (episodic traces) rather than by processes. Ratcliff and McKoon (1996) recognized this and postulated a potential role for episodes in the flow of information processing.

Distributed Models

Another alternative to pure episodic models are distributed models (e.g., Knapp & Anderson, 1984). In McClelland and Rumelhart's (1985) model, memory traces are created by activation patterns in a network. The trace for each stimulus is unique and can be retrieved by repeating its original pattern. The model develops abstract categories by superimposing traces, but its storage is more economical than MINERVA 2. McClelland and Rumelhart (1985) wrote the following:

Our theme will be to show that distributed models provide a way to resolve the abstraction—representation of specifics dilemma. With a distributed model, the superposition of traces automatically results in abstraction though it can still preserve to some extent the idiosyncrasies of specific events and experiences. (p. 160)

The distributed model presents a reasonable compromise between episodic and abstract models. For example, it is easy to imagine how distributed networks derive central tendencies from exemplars. However, with all memory traces superimposed, it is unknown whether distributed models could display adequate sensitivity to perceptual details, as in the present data. Can repetition of an old word have a "special" effect after many similar words are combined in a common substrate? Presumably, if contextual encoding sufficiently delimits the traces activated during test (as in MINERVA 2), such results are possible.

Motor Theory and Direct Realism

Although this discussion has focused on models of lexical memory, the data are relevant to issues beyond episodic representations. The vocal imitation observed in shadowing strongly suggests an underlying perception–production link (Cooper, 1979; Porter, 1987) and is clearly reminiscent of the motor theory (Liberman et al., 1967; Liberman & Mattingly, 1985). In classic research conducted at Haskins Laboratories (New Haven, CT), it was discovered that listeners' phonetic percepts do not closely correspond to acoustic aspects of the speech signal. Instead, perception seems to correspond more directly to the articulatory gestures that create the signal. For example, the second-formant transition in the stop consonant /d/ varies dramatically across vowel environments, but its manifestations all sound like /d/. The motor theorists noted that perception fol-

lowed the articulatory action that creates a /d/—the tongue blade contacts the alveolar ridge. Given this stable action–perception correspondence, Liberman et al. (1967) suggested articulatory gestures as the objects of speech perception.

The original motor theory hypothesized that listeners analyze speech by reference to their own vocal tracts. The idea was that subphonemic features are specified by motions of semi-independent articulators. When this notion of feature specification was later found to be implausible (Kelso, Saltzman, & Tuller, 1986), the motor theory was revised (Liberman & Mattingly, 1985). The idea of “analysis by synthesis” was retained, but the goal was to retrieve a speaker’s “gestural control structures,” one level abstracted from physical movements. This process hypothesizes a few candidate gestures that may have created the speech signal, with corrections for coarticulation. Liberman and Mattingly (1985) wrote the following:

We would argue, then, that gestures do have characteristic invariant properties, as the motor theory requires, though these must be seen, not as peripheral movements, but as the more remote structures that control the movements. These structures correspond to the speaker’s intentions. (p. 23)

Although the mechanics of analysis by synthesis are not well specified, Liberman and Mattingly (1985, 1989) listed some necessary properties, which are easily summarized: Speech perception is a “special” process, fundamentally different from general auditory perception. This is true with respect to decoding processes, neural underpinnings, and eventual products. To accommodate such a unique perceptual system, Liberman and Mattingly (1989) suggested that analysis by synthesis occurs in a module, independent of other perceptual or cognitive systems (Fodor, 1983, 1985). As has been argued elsewhere (Fowler & Rosenblum, 1990, 1991), this modularity assumption is fairly problematic. With respect to the present research, I have suggested that episodic memory traces are fundamentally involved in spoken word perception (cf. Jacoby & Brooks, 1984). However, a primary tenet of modularity is information encapsulation, which states that perception occurs without top-down influence. As such, it may be impossible to reconcile episodic perception with modularity.

A related theory that fares better is direct realism, described by Fowler (1986, 1990a, 1990b; Fowler & Rosenblum, 1990, 1991). As in motor theory, direct realism assumes the objects of speech perception are phonetically structured articulations (gestures). The term *direct realism* follows from Gibson’s (1966) view of visual event perception. A key aspect of Gibson’s theory is a distinction between events and their informational media. When people gaze on a chair, they perceive it via reflected light that is structured by its edges, contours, and colors. People do not perceive the light; it is merely an informational medium. Fowler’s suggestion for speech is very similar—articulatory events lend unique structure to acoustic waveforms, just as chairs lend structure to reflected light. Speech perception entails direct recovery of these articulatory gestures. Fowler (1990a) noted the following:

While it has taken speech researchers a long time to begin to understand coarticulation and suprasegmental layering, listeners have

been sensitive to their structure all along. Listeners are remarkably attuned to talkers’ behavior in producing speech. (p. 113)

Although direct realism resembles the motor theory, there are important differences. Most notably, motor theory maintains that speech is subjected to computations that retrieve underlying gestures. In contrast, direct realism maintains that cognitive mediation is unnecessary—the signal is transparent with respect to its underlying gestures. As such, Fowler and Rosenblum (1991) suggested that modularity is unwarranted; general perceptual processes can recover the distal events in speech (see Porter, 1987, for a similar view).

According to Fowler (1986, 1990b), direct-realist speech perception is unmediated—it does not require inferences via mental representations, as in information-processing models. On first consideration, the assumption of unmediated perception is at variance with the present data. By definition, episodic perception is cognitively mediated. However, unlike motor theory, there is room for compromise in direct realism. Because it does not assume encapsulated processing, effects of perceptual learning are possible. Indeed, Sheffert and Fowler (1995) recently replicated the Palmeri et al. (1993) finding of voice memory in continuous recognition. They explained their data by combining direct realism with an episodic view of the lexicon.

Stored word forms may not be abstract representations stripped of information about the episodes in which they were perceived, but instead may be exemplars that contain speaker-specific information. An exemplar-based theory of the lexicon leads us to view normalization as a way of perceiving words that distinguishes invariant phonological information from invariant speaker information, but does not eliminate the latter information from memory for a word. . . . When speakers produce words . . . different vocal tract actions structure the air distinctively [creating] the consonants and vowels of spoken words. In addition, however, the idiosyncratic morphology of the speaker’s vocal tract, the speaker’s affect, and other variables also structure acoustic speech signals distinctively. (Sheffert & Fowler, 1995, p. 682)

In essence, Sheffert and Fowler (1995) suggested that episodes created in word perception are gesturally based, which does not undermine the attractive properties of direct realism. Indeed, their logic is reminiscent of an insightful article in which Shepard (1984) attempted to reconcile Gibson’s direct realism with information-processing views of internal representation. Shepard noted that memory for perceptual invariants is a likely consequence of evolution, just as Gibson (1966) argued for sensitivity to invariants. Moreover, when signals are impoverished (or absent, as in dreaming), these internalized constraints of the physical world can support “perception,” in various forms. Of particular relevance to the present article, Shepard (and Gibson, 1966) addressed internalized constraints that arise through individual learning. When stored representations are added to a theory of perception, researchers can apply a resonance metaphor (cf. Grossberg, 1980). Shepard suggested that “as a result of biological evolution and individual learning, the organism is, at any given moment, tuned to resonate to incoming patterns” (1984, p. 433). Notably, the view of perception as a resonant state between signals and memories is precisely the view held in episodic memory models, including Semon’s (1909/1923) theory and Hintzman’s (1986) MINERVA 2.

Lexical Processes Beyond Perception?

Throughout this article, all references to “lexical processes” have implicitly been limited to perception of lexical forms. However, lexical processes outside the laboratory extend far beyond perception. Conversation requires syntactic parsing, ambiguity resolution, and so forth—processes that seem less amenable to episodic processing. This is a legitimate concern; simple models like MINERVA 2 cannot explain sentence or discourse processing. Moreover, people typically converse in a realm of ideas, without focusing on tangential information, such as voice details or environmental context. In short, perception seems abstract in natural language, relative to tasks such as single-word shadowing.

A related concern is the reliability of surface-specific effects in word perception. Both font- and voice-specific repetition effects have inconsistent histories in the literature (see Goldinger, 1996; Tenpenny, 1995). To observe robust effects, researchers typically need to contrive conditions that deviate from natural language experience. For example, voice and font effects are enhanced when attention is focused on surface attributes during study (Goldinger, 1996; Meehan & Pilotti, 1996) or when particularly salient attributes are used (Jacoby & Hayman, 1987; Kolers, 1976). Surface-specific effects are also most evident when *transfer-appropriate processing* is applied in test sessions; episodic memory is strongly expressed when study operations are repeated at test (Blaxton, 1989; Graf & Ryan, 1990). This occurs with perceptual operations (such as translating rotated text) and with more abstract processes. For example, Whittlesea (1987; Whittlesea & Brooks, 1988; Whittlesea & Cantwell, 1987) has repeatedly shown that episodic effects in word or nonword processing are modulated by the purpose of experiences. When perceptual and contextual cues are repeated, they benefit processing. When perceptual cues are repeated in a new context (or new task), such effects are minimized. Taken together, the data suggest that episodic traces are not perceptual analogues, totally defined by stimulus properties. Rather, they seem to be “perceptual–cognitive” objects, jointly specified by perceptual forms and cognitive functions (Van Orden & Goldinger, 1994).

Beyond laboratory tasks, transfer-appropriate processing may help rationalize episodic models in several respects. For example, episodic models provide an intuitive account of token repetition effects, but they have generally weak intuitive appeal. Even when forgetting is assumed (Hintzman, 1986), it is difficult to imagine storing so many lexical episodes in memory. A related problem regards the ambiguous boundaries of linguistic events. In the laboratory, lexical episodes naturally conform to experimental trials. However, in real language, words are fairly subordinate entities. Because speech is typically used to converse, most episodes should emphasize elements of meaning, not perception. Ideas may be distributed over long or short utterances, which demands flexible episodic boundaries. This suggestion has empirical support: The *attention hypothesis* in Logan’s (1988) instance theory predicts that people will learn constellations of co-occurring features, provided they were attended. For example, attended word pairs are apparently stored as single episodes (Boronat & Logan, 1997; Logan & Etherton, 1994; Logan, Taylor, & Etherton, 1996). By extension, paying atten-

tion at the level of discourse will predict the creation of discourse-sized episodes. The episodic lexicon may not be a word collection; it may contain a rich linguistic history, reflecting words in various contexts, nuances, fonts, and voices.

This idea is reminiscent of Shepard’s (1984) reply to Gibson’s (1966) complaints about laboratory studies of vision. Gibson readily agreed that “laboratory vision” (e.g., tachistoscope studies) may rely on memory and perceptual inferences. However, he considered their likely contributions to “ecological vision” minimal, as viewers enjoy continuous illumination, eye movements, and so forth. Shepard (1984) later suggested that internal and external constraints can work in harmony, exercising a division of labor as the occasion requires. I suggest a similar role for linguistic episodes; in laboratory tests, isolated words are presented for idiosyncratic purposes. As a result, voice or font effects arise when the same unique contexts and stimuli are reinstated. However, other effects in word perception arise across virtually all procedures or participants. Examples of such robust effects are word frequency, semantic priming, and benefits of context.

If the natural units of episodic storage are stretches of real discourse, this data pattern is readily explained. Voice-specific repetition effects require access to unique memory traces. By contrast, word frequency and semantic priming effects should be supported by a groundswell of all stored traces. By experiencing a word in many contexts, a person will come to appreciate its high-frequency status, syntactic roles, and associative links to other words. A basic assumption in cognitive psychology is that sources of redundant information may trade-off in perception and memory (Neisser, 1967). By storing words in variable contexts, a person will amass myriad routes back to those words. Indeed, Hintzman (1986, p. 423) noted that by storing sentences as episodes, MINERVA 2 could explain lexical ambiguity resolution.

With respect to lexical representation, flexible episodic boundaries make a simple prediction: If words are usually stored as small pieces of larger sentences, any context-free retrieval will seem abstract, as Semon (1909/1923) predicted. Consider a common word, such as *ride*: Whether retrieved from the lexicon for production, or in response to an appearance on a computer screen, *ride* is a fairly generic character. The observer knows that *ride* can be a noun or a verb, that it rhymes with *side*, and so forth. However, in all likelihood, no particular voice-of font-specific *rides* come to mind. Indeed, most words—even if they are represented episodically—will be functionally abstract.

By contrast, a handful of words seem to be functionally episodic. Consider *rosebud*: Most people readily know that *rosebud* is a noun (and perhaps a spondee). However, they also know that *rosebud* was a sled and can probably imitate the famous utterance from *Citizen Kane*. Every culture has its share of popular catchphrases, but very few are composed of single words. Indeed, an informal survey at Arizona State University confirmed that examples of one-word, voice-specific “cultural earcons” are quite difficult to generate (in addition to *rosebud*, my volunteers provided *stella* and *humbug*). Notably, all of these examples are unique or LF words, which reflects their limited participation in discourse-sized episodes. This special set of words appears episodic, in both form and function.

Conclusion

Jacoby (1983a) noted that "there is a great deal of unexploited similarity between theories of episodic memory and theories of perception. . . . The difference is largely removed if it is assumed both types of task involve parallel access to a large population of memories for prior episodes" (pp. 35–36). Together with related findings, the present shadowing data suggest an episodic lexicon, with words perceived against a background of myriad, detailed episodes. Given episodes of sufficient complexity, and equivalent theoretical processes, researchers may account for behaviors beyond single-word laboratory tests.

References

- Abercrombie, D. (1967). *Elements of general phonetics*. Chicago: University of Chicago Press.
- Aldridge, J. W., Garcia, H. R., & Mena, G. (1987). Habituation as a necessary condition for maintenance rehearsal. *Journal of Memory and Language*, 26, 632–637.
- Bahrick, H., Bahrick, P., & Wittlinger, R. (1975). Fifty years of memory for names and faces: A cross-sectional approach. *Journal of Experimental Psychology: General*, 104, 54–75.
- Balota, D. A., Boland, J., & Shields, L. (1989). Priming in pronunciation: Beyond pattern recognition and onset latency. *Journal of Memory and Language*, 28, 14–36.
- Balota, D. A., & Chumbley, J. (1985). The locus of word-frequency effects in the pronunciation task: Lexical access and/or production? *Journal of Memory and Language*, 24, 89–106.
- Begg, I. (1971). Recognition memory for sentence meaning and wording. *Journal of Verbal Learning and Verbal Behavior*, 10, 176–181.
- Blaxton, T. A. (1989). Investigating dissociations among memory measures: Support for a transfer-appropriate processing framework. *Journal of Experimental Psychology: Learning, Memory, and Cognition*, 15, 657–668.
- Boronat, C. B., & Logan, G. D. (1997). The role of attention in automatization: Does attention operate at encoding, retrieval, or both? *Memory & Cognition*, 25, 36–46.
- Brown, J., & Carr, T. (1993). Limits on perceptual abstraction in reading: Asymmetric transfer between surface forms differing in typicality. *Journal of Experimental Psychology: Learning, Memory, and Cognition*, 19, 1277–1296.
- Bruce, V. (1988). *Recognising faces*. Hillsdale, NJ: Erlbaum.
- Carterette, E., & Barnebey, A. (1975). Recognition memory for voices. In A. Cohen & S. G. Neebom (Eds.), *Structure and process in speech perception* (pp. 246–265). New York: Springer-Verlag.
- Church, B., & Schacter, D. L. (1994). Perceptual specificity of auditory priming: Memory for voice intonation and fundamental frequency. *Journal of Experimental Psychology: Learning, Memory, and Cognition*, 20, 521–533.
- Cole, R., Coltheart, M., & Allard, F. (1974). Memory of a speaker's voice: Reaction time to same- or different-voiced letters. *Quarterly Journal of Experimental Psychology*, 26, 1–7.
- Cole, R. A., & Scott, B. (1974). Toward a theory of speech perception. *Psychological Review*, 81, 348–371.
- Cooper, W. (1979). *Speech perception and production*. Norwood, NJ: Ablex.
- Craik, F. I. M., & Kirsner, K. (1974). The effect of speaker's voice on word recognition. *Quarterly Journal of Experimental Psychology*, 26, 274–284.
- Cutting, J., & Kozlowski, L. (1977). Recognizing friends by their walk: Gait perception without familiarity cues. *Bulletin of the Psychonomic Society*, 9, 353–356.
- Dean, M. P., & Young, A. W. (1996). Reinstatement of prior processing and repetition priming. *Memory*, 4, 307–323.
- Eich, J. M. (1982). A composite holographic associative recall model. *Psychological Review*, 89, 627–661.
- Feustel, T., Shiffrin, R., & Salasoo, A. (1983). Episodic and lexical contributions to the repetition effect in word recognition. *Journal of Experimental Psychology: General*, 112, 309–346.
- Fodor, J. (1983). *The modularity of mind*. Cambridge, MA: MIT Press.
- Fodor, J. (1985). Précis of *Modularity of mind*. *Behavioral and Brain Sciences*, 8, 1–42.
- Fowler, C. A. (1986). An event approach to the study of speech perception from a direct-realist perspective. *Journal of Phonetics*, 14, 3–28.
- Fowler, C. A. (1990a). Listener–talker attunements in speech. *Haskins Laboratories Status Report on Speech Research, SR-101/102*, 110–129.
- Fowler, C. A. (1990b). Sound-producing sources as objects of perception: Rate normalization and nonspeech perception. *Journal of the Acoustical Society of America*, 88, 1236–1249.
- Fowler, C. A., & Rosenblum, L. (1990). Duplex perception: A comparison of monosyllables and slamming doors. *Journal of Experimental Psychology: Human Perception and Performance*, 16, 742–754.
- Fowler, C. A., & Rosenblum, L. (1991). The perception of phonetic gestures. In I. G. Mattingly & M. Studdert-Kennedy (Eds.), *Modularity and the motor theory of speech perception* (pp. 33–59). Hillsdale, NJ: Erlbaum.
- Galton, F. (1883). *Inquiries into human faculty and its development*. London: Macmillan.
- Garner, W. (1974). *The processing of information and structure*. Potomac, MD: Erlbaum.
- Gaskell, M. G., & Marslen-Wilson, W. D. (1996). Phonological variation and inference in lexical access. *Journal of Experimental Psychology: Human Perception and Performance*, 22, 144–158.
- Geffen, G., & Luszcz, M. (1983). Are the spoken durations of rare words longer than those of common words? *Memory & Cognition*, 11, 13–15.
- Geffen, G., Stierman, I., & Tildesley, P. (1979). The effect of word length and frequency on articulation and pausing during delayed auditory feedback. *Language and Speech*, 22, 191–199.
- Geiselman, R., & Bellezza, F. (1976). Long-term memory for speaker's voice and source location. *Memory & Cognition*, 4, 483–489.
- Geiselman, R., & Bellezza, F. (1977). Incidental retention of speaker's voice. *Memory & Cognition*, 5, 658–665.
- Geiselman, R., & Crawley, J. (1983). Incidental processing of speaker characteristics: Voice as connotative information. *Journal of Verbal Learning and Verbal Behavior*, 22, 15–23.
- Gernsbacher, M. A. (1984). Resolving 20 years of inconsistent interactions between lexical familiarity and orthography, concreteness, and polysemy. *Journal of Experimental Psychology: General*, 113, 256–281.
- Gerstman, L. H. (1968). Classification of self-normalized vowels. *IEEE Transactions on Audio and Electroacoustics, AU-16*, 78–80.
- Geschwind, N. (1975). The apraxias: Neural mechanisms of disorders of learned movement. *American Scientist*, 63, 188–195.
- Gibson, J. (1966). *The senses considered as perceptual systems*. Boston: Houghton-Mifflin.
- Gillund, G., & Shiffrin, R. (1984). A retrieval model for both recognition and recall. *Psychological Review*, 91, 1–67.
- Goldinger, S. D. (1990). Effects of talker variability on self-paced serial recall. *Research on speech perception progress report 16* (pp. 313–326). Bloomington: Indiana University Press.
- Goldinger, S. D. (1996). Words and voices: Episodic traces in spoken word identification and recognition memory. *Journal of Experimental Psychology: Learning, Memory, and Cognition*, 22, 1166–1183.

- Goldinger, S. D., Pisoni, D., & Logan, J. (1991). On the nature of talker variability effects on serial recall of spoken word lists. *Journal of Experimental Psychology: Learning, Memory, and Cognition*, *17*, 152–162.
- Goldinger, S. D., Pisoni, D. B., & Luce, P. A. (1996). Speech perception and spoken word recognition: Research and theory. In N. J. Lass (Ed.), *Principles of experimental phonetic* (pp. 277–327). St. Louis, MO: Mosby Year Book.
- Graf, P., & Ryan, L. (1990). Transfer-appropriate processing for implicit and explicit memory. *Journal of Experimental Psychology: Learning, Memory, and Cognition*, *16*, 978–992.
- Green, K., Kuhl, P., Meltzoff, A., & Stevens, E. (1991). Integrating speech information across talkers, gender, and sensory modality: Female faces and male voices in the McGurk effect. *Perception & Psychophysics*, *50*, 524–536.
- Grossberg, S. (1980). How does the brain build a cognitive code? *Psychological Review*, *87*, 1–51.
- Halle, M. (1985). Speculation about the representation of words in memory. In V. Fromkin (Ed.), *Phonetic linguistics* (pp. 101–114). New York: Academic Press.
- Halpern, A. (1989). Memory for the absolute pitch of familiar songs. *Memory & Cognition*, *17*, 572–581.
- Hintzman, D. L. (1986). “Schema abstraction” in a multiple-trace memory model. *Psychological Review*, *93*, 411–428.
- Hintzman, D. L. (1988). Judgments of frequency and recognition memory in a multiple-trace memory model. *Psychological Review*, *95*, 528–551.
- Hintzman, D. L., Block, R., & Inskip, N. (1972). Memory for mode of input. *Journal of Verbal Learning and Verbal Behavior*, *11*, 741–749.
- Hintzman, D. L., Block, R., & Summers, J. (1973). Modality tags and memory for repetitions: Locus of the spacing effect. *Journal of Verbal Learning and Verbal Behavior*, *12*, 229–238.
- Hintzman, D. L., & Ludlam, G. (1980). Differential forgetting of prototypes and old instances: Simulation by an exemplar-based classification model. *Memory & Cognition*, *8*, 378–382.
- Hintzman, D. L., & Summers, J. (1973). Long-term visual traces of visually presented words. *Bulletin of the Psychonomic Society*, *1*, 325–327.
- Hollien, H., Majewski, W., & Doherty, E. (1982). Perceptual identification of voices under normal, stress, and disguise speaking conditions. *Journal of Phonetics*, *10*, 139–148.
- House, A., Williams, C., Hecker, M., & Kryter, K. (1965). Articulation-testing methods: Consonantal differentiation with a closed-response set. *Journal of the Acoustical Society of America*, *37*, 158–166.
- Jackson, A., & Morton, J. (1984). Facilitation of auditory word recognition. *Memory & Cognition*, *12*, 568–574.
- Jacoby, L. (1983a). Perceptual enhancement: Persistent effects of an experience. *Journal of Experimental Psychology: Learning, Memory, and Cognition*, *9*, 21–38.
- Jacoby, L. (1983b). Remembering the data: Analyzing interactive processes in reading. *Journal of Verbal Learning and Verbal Behavior*, *22*, 485–508.
- Jacoby, L., & Brooks, L. R. (1984). Nonanalytic cognition: Memory, perception, and concept learning. In G. Bower (Ed.), *The psychology of learning and motivation* (Vol. 18, pp. 1–47). New York: Academic Press.
- Jacoby, L., & Dallas, M. (1981). On the relationship between autobiographical memory and perceptual learning. *Journal of Experimental Psychology: General*, *110*, 306–340.
- Jacoby, L., & Hayman, C. (1987). Specific visual transfer in word identification. *Journal of Experimental Psychology: Learning, Memory, and Cognition*, *13*, 456–463.
- Jacoby, L., & Witherspoon, D. (1982). Remembering without awareness. *Canadian Journal of Psychology*, *36*, 300–324.
- Johnson, K., Pisoni, D., & Bernacki, R. (1990). Do voice recordings reveal whether a person is intoxicated? A case study. *Phonetica*, *47*, 215–237.
- Joos, M. A. (1948). Acoustic phonetics. *Language*, *24*(Suppl. 2), 1–136.
- Jusczyk, P. W. (1993). From general to language-specific capacities: The WRAPSA model of how speech perception develops. *Journal of Phonetics*, *21*, 3–28.
- Keenan, J., MacWhinney, B., & Mayhew, D. (1977). Pragmatics in memory: A study in natural conversation. *Journal of Verbal Learning and Verbal Behavior*, *16*, 549–560.
- Kelso, J. A. S., Saltzman, E., & Tuller, B. (1986). The dynamical perspective on speech production: Data and theory. *Journal of Phonetics*, *14*, 29–59.
- Kirsner, K. (1973). An analysis of the visual component in recognition memory for verbal stimuli. *Memory & Cognition*, *1*, 449–453.
- Kirsner, K. (1974). Modality differences in recognition memory for words and their attributes. *Journal of Experimental Psychology*, *102*, 579–584.
- Kirsner, K., Dunn, J. C., & Standen, P. (1987). Record-based word recognition. In M. Coltheart (Ed.), *Attention & performance XII: The psychology of reading* (pp. 147–167). Hillsdale, NJ: Erlbaum.
- Klatt, D. H. (1979). Speech perception: A model of acoustic-phonetic analysis and lexical access. *Journal of Phonetics*, *7*, 279–312.
- Klatt, D. H. (1989). Review of selected models of speech perception. In W. Marslen-Wilson (Ed.), *Lexical representation and process* (pp. 169–226). Cambridge, MA: MIT Press.
- Knapp, A., & Anderson, J. (1984). Theory of categorization based on distributed memory storage. *Journal of Experimental Psychology: Learning, Memory, and Cognition*, *10*, 616–637.
- Kolers, P. A. (1976). Reading a year later. *Journal of Experimental Psychology: Human Learning and Memory*, *2*, 554–565.
- Kolers, P. A., & Ostry, D. (1974). Time course of loss of information regarding pattern analyzing operations. *Journal of Verbal Learning and Verbal Behavior*, *13*, 599–612.
- Krulse, G., Tondo, D., & Wightman, F. (1983). Speech perception as a multilevel processing system. *Journal of Psycholinguistic Research*, *12*, 531–554.
- Kruskal, J. B., & Wish, M. (1978). *Multidimensional scaling*. London: Sage University Press.
- Kučera, H., & Francis, W. (1967). *Computational analysis of present-day American English*. Providence, RI: Brown University Press.
- Ladefoged, P. (1980). What are linguistic sounds made of? *Language*, *56*, 485–502.
- Lahiri, A., & Marslen-Wilson, W. (1991). The mental representation of lexical form: A phonological approach to the mental lexicon. *Cognition*, *38*, 245–294.
- Lehman, E. B. (1982). Memory for modality: Evidence for an automatic process. *Memory & Cognition*, *10*, 554–564.
- Levitin, D. J., & Cook, P. R. (1996). Memory for musical tempo: Additional evidence that auditory memory is absolute. *Perception & Psychophysics*, *58*, 927–935.
- Lewicki, P. (1986). *Nonconscious social information processing*. San Diego, CA: Academic Press.
- Liberman, A., Cooper, F., Shankweiler, D., & Studdert-Kennedy, M. (1967). Perception of the speech code. *Psychological Review*, *74*, 431–461.
- Liberman, A. M., & Mattingly, I. G. (1985). The motor theory of speech perception revised. *Cognition*, *21*, 1–36.
- Liberman, A. M., & Mattingly, I. G. (1989). A specialization for speech perception. *Science*, *243*, 489–494.
- Light, L. L., Stansbury, C., Rubin, C., & Linde, S. (1973). Memory for

- modality of presentation: Within-modality discrimination. *Memory & Cognition*, 1, 395–400.
- Lightfoot, N. (1989). Effects of talker familiarity on serial recall of spoken word lists. In *Research on speech perception progress report 15*. Bloomington: Indiana University Press.
- Logan, G. D. (1988). Toward an instance theory of automatization. *Psychological Review*, 95, 492–527.
- Logan, G. D. (1990). Repetition priming and automaticity: Common underlying mechanisms? *Cognitive Psychology*, 22, 1–35.
- Logan, G. D., & Etherton, J. L. (1994). What is learned during automatization? The role of attention in constructing an instance. *Journal of Experimental Psychology: Learning, Memory, and Cognition*, 20, 1022–1050.
- Logan, G. D., Taylor, S. E., & Etherton, J. L. (1996). Attention in the acquisition and expression of automaticity. *Journal of Experimental Psychology: Learning, Memory, and Cognition*, 22, 620–638.
- Lovelace, E. A., & Southall, S. D. (1983). Memory for words in prose and their locations on the page. *Memory & Cognition*, 11, 429–434.
- Luce, P. A., Pisoni, D. B., & Goldinger, S. D. (1990). Similarity neighborhoods of spoken words. In G. T. M. Altmann (Ed.), *Cognitive models of speech processing* (pp. 122–147). Cambridge, MA: MIT Press.
- MacKay, D., Wulf, G., Yin, C., & Abrams, L. (1993). Relations between word perception and production: New theory and data on the verbal transformation effect. *Journal of Memory and Language*, 32, 624–646.
- Maddox, W. T., & Ashby, F. G. (1993). Comparing decision bound and exemplar models of categorization. *Perception & Psychophysics*, 53, 49–70.
- Marslen-Wilson, W. D. (1985). Speech shadowing and speech comprehension. *Speech Communication*, 4, 55–73.
- Marslen-Wilson, W. D., Tyler, L., Waksler, R., & Older, L. (1994). Morphology and meaning in the English mental lexicon. *Psychological Review*, 101, 3–33.
- Martin, C., Mullenix, J., Pisoni, D., & Summers, W. (1989). Effects of talker variability on recall of spoken word lists. *Journal of Experimental Psychology: Learning, Memory, and Cognition*, 15, 676–684.
- Masson, M. E. J., & Freedman, L. (1990). Fluent identification of repeated words. *Journal of Experimental Psychology: Learning, Memory, and Cognition*, 16, 355–373.
- McClelland, J. L., & Elman, J. L. (1986). The TRACE model of speech perception. *Cognitive Psychology*, 18, 1–86.
- McClelland, J. L., & Rumelhart, D. (1985). Distributed memory and the representation of general and specific information. *Journal of Experimental Psychology: General*, 114, 159–188.
- McGehee, F. (1937). The reliability of the identification of the human voice. *Journal of General Psychology*, 17, 249–271.
- McGurk, H., & MacDonald, J. (1976). Hearing lips and seeing voices. *Nature*, 264, 746–748.
- Medin, D., & Schaffer, M. (1978). Context theory of classification. *Psychological Review*, 85, 207–238.
- Meehan, E. F., & Pilotti, M. (1996). Auditory priming in an implicit memory task that emphasizes surface processing. *Psychonomic Bulletin & Review*, 3, 495–498.
- Miller, J. D. (1989). Auditory-perceptual interpretation of the vowel. *Journal of the Acoustical Society of America*, 85, 2114–2134.
- Monsen, R. B., & Engbretson, A. M. (1977). Study of variations in the male and female glottal wave. *Journal of the Acoustical Society of America*, 62, 981–993.
- Morton, J. (1969). Interaction of information in word recognition. *Psychological Review*, 76, 165–178.
- Mullenix, J., & Pisoni, D. B. (1990). Stimulus variability and processing dependencies in speech perception. *Perception & Psychophysics*, 47, 379–390.
- Mullenix, J. W., Pisoni, D. B., & Martin, C. S. (1989). Some effects of talker variability on spoken word recognition. *Journal of the Acoustical Society of America*, 85, 365–378.
- Musen, G., & Treisman, A. (1990). Implicit and explicit memory for visual patterns. *Journal of Experimental Psychology: Learning, Memory, and Cognition*, 16, 127–137.
- Nearey, T. M. (1989). Static, dynamic, and relational properties in vowel perception. *Journal of the Acoustical Society of America*, 85, 2088–2113.
- Neisser, U. (1967). *Cognitive psychology*. New York: Appleton-Century-Crofts.
- Nosofsky, R. M. (1984). Choice, similarity, and the context theory of classification. *Journal of Experimental Psychology: Learning, Memory, and Cognition*, 10, 104–114.
- Nosofsky, R. M. (1986). Attention, similarity, and the identification–categorization relationship. *Journal of Experimental Psychology: General*, 115, 39–57.
- Nusbaum, H., & Morin, T. (1992). Paying attention to differences among talkers. In Y. Tohkura, E. Bateson, & Y. Sagisaka (Eds.), *Speech perception, production, and linguistic structure* (pp. 66–94). Tokyo: IOS Press.
- Nygaard, L., Sommers, M., & Pisoni, D. (1992). Effects of speaking rate and talker variability on the representation of spoken words in memory. In J. Ohala (Ed.), *Proceedings of the International Conference on Spoken Language Processing* (pp. 591–594). Edmonton, Alberta, Canada: University of Alberta Press.
- Nygaard, L. C., Sommers, M. S., & Pisoni, D. B. (1994). Speech perception as a talker-contingent process. *Psychological Science*, 5, 42–46.
- Oliver, B. (1990). Talker normalization and word recognition in preschool children. In *Research on speech perception progress report 16* (pp. 379–390). Bloomington: Indiana University Press.
- Palmeri, T. J., Goldinger, S. D., & Pisoni, D. B. (1993). Episodic encoding of voice attributes and recognition memory for spoken words. *Journal of Experimental Psychology: Learning, Memory, and Cognition*, 19, 309–328.
- Papçun, G., Kreiman, J., & Davis, A. (1989). Long-term memory for unfamiliar voices. *Journal of the Acoustical Society of America*, 85, 913–925.
- Peterson, G. E., & Barney, H. L. (1952). Control methods used in a study of the vowels. *Journal of the Acoustical Society of America*, 24, 175–184.
- Pisoni, D. B. (1993). Long-term memory in speech perception: Some new findings on talker variability, speaking rate, and perceptual learning. *Speech Communication*, 13, 109–125.
- Porter, R. J. (1987). What is the relation between speech production and speech perception? In A. Allport, D. MacKay, W. Prinz, & E. Scheerer (Eds.), *Language perception and production* (pp. 85–106). London: Academic Press.
- Porter, R. J., & Castellanos, F. (1980). Speech-production measures of speech perception: Rapid shadowing of VCV syllables. *Journal of the Acoustical Society of America*, 67, 1349–1356.
- Porter, R. J., & Lubker, J. F. (1980). Rapid reproduction of vowel–vowel sequences: Evidence for a fast and direct acoustic–motoric linkage in speech. *Journal of Speech and Hearing Research*, 23, 593–602.
- Posner, M. I. (1964). Information reduction in analysis of sequential tasks. *Psychological Review*, 71, 491–503.
- Posner, M. I., & Keele, S. (1970). Retention of abstract ideas. *Journal of Experimental Psychology*, 83, 304–308.
- Radeau, M., Morais, J., & Dewier, A. (1989). Phonological priming in spoken word recognition: Task effects. *Memory & Cognition*, 17, 525–535.
- Ratcliff, R., Allbritton, D., & McKoon, G. (1997). Bias in auditory

- priming. *Journal of Experimental Psychology: Learning, Memory, and Cognition*, 23, 143–152.
- Ratcliff, R., & McKoon, G. (1996). Bias effects in implicit memory tasks. *Journal of Experimental Psychology: General*, 125, 403–421.
- Ratcliff, R., & McKoon, G. (1997). A counter model for implicit priming in perceptual word identification. *Psychological Review*, 104, 319–343.
- Remez, R. E., Fellowes, J. M., & Rubin, P. E. (1997). Talker identification based on phonetic information. *Journal of Experimental Psychology: Human Perception and Performance*, 23, 651–666.
- Roediger, H., III, & Blaxton, T. (1987). Effects of varying modality, surface features, and retention interval on priming in word-fragment completion. *Memory & Cognition*, 15, 379–388.
- Roediger, H., III, & Srinivas, K. (1992). Specificity of operations in perceptual priming. In P. Graf & M. Masson (Eds.), *Implicit memory: New directions* (pp. 102–169). Hillsdale, NJ: Erlbaum.
- Rothkopf, E. (1971). Incidental memory for location of information in text. *Journal of Verbal Learning and Verbal Behavior*, 10, 608–613.
- Salasoo, A., Shiffrin, R., & Feustel, T. (1985). Building permanent memory codes: Codification and repetition effects in word identification. *Journal of Experimental Psychology: General*, 114, 50–77.
- Scarborough, D. L., Cortese, C., & Scarborough, H. S. (1977). Frequency and repetition effects in lexical memory. *Journal of Experimental Psychology: Human Perception and Performance*, 3, 1–17.
- Schacter, D. (1990). Perceptual representation systems and implicit memory: Toward a resolution of the multiple memory systems debate. *Annals of the New York Academy of Sciences*, 608, 543–571.
- Schacter, D., & Church, B. (1992). Auditory priming: Implicit and explicit memory for words and voices. *Journal of Experimental Psychology: Learning, Memory, and Cognition*, 18, 915–930.
- Schacter, D., Eich, J., & Tulving, E. (1978). Richard Semon's theory of memory. *Journal of Verbal Learning and Verbal Behavior*, 17, 721–743.
- Semon, R. (1923). *Mnemonic psychology* (B. Duffy, Trans.). Concord, MA: George Allen & Unwin. (Original work published 1909)
- Sheffert, S. M., & Fowler, C. A. (1995). The effects of voice and visible speaker change on memory for spoken words. *Journal of Memory and Language*, 34, 665–685.
- Shepard, R. (1967). Recognition memory for words, sentences, and pictures. *Journal of Verbal Learning and Verbal Behavior*, 6, 156–163.
- Shepard, R. (1980). Multidimensional scaling, tree-fitting and clustering. *Science*, 210, 390–398.
- Shepard, R. (1984). Ecological constraints in internal representation: Resonant kinematics of perceiving, imagining, thinking, and dreaming. *Psychological Review*, 91, 417–447.
- Shepard, R., & Teghtsoonian, M. (1961). Retention of information under conditions approaching a steady state. *Journal of Experimental Psychology*, 62, 302–309.
- Slowiaczek, L., & Hamburger, M. (1992). Prelexical facilitation and lexical interference in auditory word recognition. *Journal of Experimental Psychology: Learning, Memory, and Cognition*, 6, 1239–1250.
- Smith, E., & Medin, D. (1981). *Categories and concepts*. Cambridge, MA: Harvard University Press.
- Smith, E., & Zarate, M. (1992). Exemplar-based model of social judgment. *Psychological Review*, 99, 3–21.
- Snodgrass, J. G., Hirshman, E., & Fan, J. (1996). The sensory match effect in recognition memory: Perceptual fluency or episodic trace? *Memory & Cognition*, 24, 367–383.
- Standing, L., Conezio, J., & Haber, R. (1970). Perception and memory for pictures: Single-trial learning of 2,560 visual stimuli. *Psychonomic Science*, 19, 73–74.
- Stevens, K. N., & Blumstein, S. E. (1981). The search for invariant acoustic correlates of phonetic features. In P. Eimas & J. L. Miller (Eds.), *Perspectives on the study of speech* (pp. 1–38). Hillsdale, NJ: Erlbaum.
- Studdert-Kennedy, M. (1976). Speech perception. In N. J. Lass (Ed.), *Contemporary issues in experimental phonetics* (pp. 201–285). New York: Academic Press.
- Summers, W., Pisoni, D. B., Bernacki, R., Pedlow, R., & Stokes, M. (1988). Effects of noise on speech production: Acoustic and perceptual analyses. *Journal of the Acoustical Society of America*, 84, 917–928.
- Syrdal, A. K., & Gopal, H. S. (1986). A perceptual model of vowel recognition based on the auditory representation of American English vowels. *Journal of the Acoustical Society of America*, 79, 1086–1100.
- Tenpenny, P. L. (1995). Abstractionist versus episodic theories of repetition priming and word identification. *Psychonomic Bulletin & Review*, 2, 339–363.
- Tulving, E., & Schacter, D. (1990). Priming and human memory systems. *Science*, 247, 301–306.
- Tulving, E., Schacter, D., & Stark, H. (1982). Priming effects in word fragment completion are independent of recognition memory. *Journal of Experimental Psychology: Learning, Memory, and Cognition*, 8, 336–342.
- Underwood, B. J. (1969). Attributes of memory. *Psychological Review*, 76, 559–573.
- Van Lancker, D., Kreiman, J., & Emmorey, K. (1985). Familiar voice recognition: Patterns and parameters. Part I: Recognition of backward voices. *Journal of Phonetics*, 13, 19–38.
- Van Lancker, D., Kreiman, J., & Wickens, T. (1985). Familiar voice recognition: Patterns and parameters. Part II: Recognition of rate-altered voices. *Journal of Phonetics*, 13, 39–52.
- Van Orden, G. C., & Goldinger, S. D. (1994). Interdependence of form and function in cognitive systems explains perception of printed words. *Journal of Experimental Psychology: Human Perception and Performance*, 20, 1269–1291.
- Verbrugge, R., & Rakerd, B. (1986). Evidence of talker-independent information for vowels. *Language and Speech*, 29, 39–57.
- Whalen, D., & Wenk, H. (1993, November). *Effect of the proper/common distinction on duration*. Paper presented at the 34th annual meeting of the Psychonomic Society, Washington, DC.
- Whittlesea, B. W. A. (1987). Preservation of specific experiences in the representation of general knowledge. *Journal of Experimental Psychology: Learning, Memory, and Cognition*, 13, 3–17.
- Whittlesea, B. W. A., & Brooks, L. R. (1988). Critical influence of particular experiences in the perception of letters, words, and phrases. *Memory & Cognition*, 16, 387–399.
- Whittlesea, B. W. A., & Cantwell, A. L. (1987). Enduring influence of the purpose of experiences: Encoding–retrieval interactions in word and pseudoword perception. *Memory & Cognition*, 15, 465–472.
- Wright, C. (1979). Duration differences between rare and common words and their implications for the interpretation of word frequency effects. *Memory & Cognition*, 7, 411–419.

Appendix A

MINERVA 2: The Formal Model and Simulations

This appendix summarizes the formal properties of MINERVA 2 and provides parameter values for the present simulations. This model description is an abbreviated version of the account provided by Hintzman (1986, pp. 413–414). As noted in the introduction, memory traces in MINERVA 2 are implemented as vectors, with units valued -1 , 0 , or $+1$. The model learns these traces by probabilistically storing each element of the vector, with likelihood of encoding given by parameter L . After learning, all nonzero elements may revert to zero, as determined by a forgetting parameter F . In the present simulations, these parameters were constant, with $L = .90$ and $F = .15$. (In the simulation of the Goldinger, 1996, data discussed in the introduction, these values were 1.00 and $.25$, respectively.) In “forgetting cycles,” each nonzero element is sampled and may change to zero, determined by a stochastic process in which probability F is used.

Once all traces are stored in LTM, model testing is accomplished by presenting a probe vector to WM. When this is done, each trace is activated to a degree commensurate with similarity to the probe. Assume that LTM contains m traces, each containing n vector elements, enumerated as $g = 1 \cdot \cdot \cdot n$. Because position-specific similarity is the basis of activation, $P(g)$ denotes probe element g , and $T(i, g)$ denotes the element at position g in trace i . The similarity (S) of trace i to the probe is calculated as follows:

$$S(i) = (1/N_R) \sum_{g=1}^n P(g)T(i, g),$$

in which N_R is the number of nonzero elements in the trace. Similarity to the probe determines the degree of trace activation:

$$A(i) = S(i)^3.$$

As summarized in the introduction, echoes are composed by the collection of activated traces and have two primary characteristics. *Echo intensity* equals the summed activation levels of all traces:

$$\text{Int} = \sum_{i=1}^m A(i).$$

Finally, *echo content* is determined by summing the activation levels of all position-specific vector elements of all relevant traces:

$$\text{Cont}(g) = \sum_{i=1}^m A(i)T(i, g).$$

In the present research, all simulations were performed several times, to ensure that the random storage and forgetting functions did not create idiosyncratic results. Please note that although the model assumes parallel access to memory traces, all simulation processes are carried out in a serial manner.

Appendix B

Method: All Experiments

Participants

All three shadowing experiments (1A, 2A, and 3A) included different sets of 4 men and 4 women. All 24 participants were graduate students at Arizona State University and were native English speakers with normal (self-reported) hearing. In Experiment 1A, each participant received \$20. In Experiments 2A and 3A, each participant received \$40. The AXB classification experiments all included introductory psychology students. These students met the same inclusion criteria, and they received course credit for participation. Experiments 1B, 2B, 3B, and 3C included 80 participants each.

Stimulus Materials

Experiment 1A contained 160 English words that followed several basic constraints: Most important, 25% of the words fell into each of four frequency classes, defined as follows: High-frequency (HF) words were indexed >300 occurrences per million (Kučera & Francis, 1967), medium-high-frequency (MHF) words ranged from 150 to 250, medium-low-frequency (MLF) words ranged from 50 to 100, and low-frequency (LF) words were indexed <5 . Half of the words in each frequency class were monosyllabic; half were bisyllabic. All frequency classes were balanced with respect to word-initial phonemes (equal

proportions of stops, glides, etc.). All words and their frequencies are listed in Appendix D.

The words were recorded by 10 volunteers in a soundproof booth with an IBM computer, a Beyerdynamics microphone, and a Marantz DAT recorder. Words were shown on the computer; volunteers were asked to say each twice and to avoid lapsing into a monotone. The tapes were low-pass filtered at 4.8 kHz, digitized at 10 Khz (in a 16-bit analog-to-digital processor), and the subjectively clearer token of each word was stored in a digital file. Ten groups of 10 volunteers listened to the tokens; all were identified at or above 90%. The stimuli for Experiments 2A and 3A were 160 nonwords: half monosyllabic and half bisyllabic (see Appendix E). These were prepared in the manner described for the words.

Design and Procedure

Experiment 1A

Experiment 1A entailed four levels of word frequency, four levels of repetition, and two levels of delay—all manipulated within subject. To counterbalance all factors, I divided the words into 8 sets of 20 (5 words from each frequency bin), which were rotated across all conditions. Thus, across participants, all words were presented equally at each level of repetition and delay. Half of the participants performed immediate

(Appendixes continue)

shadowing first; half performed delayed shadowing first. In the baseline phase, all words were presented in random order. Participants were asked to speak each word quickly but clearly, pressing the space bar to continue. Instructions stressed speed and clarity equally, as in the later shadowing blocks. (It is imperative that volunteers experience comparable time pressure in the baseline and shadowing phases for the generation of a challenging AXB test. Faster naming responses are typically shorter and louder; Balota et al., 1989. Thus, AXB classification would be too easy if time pressure were only applied during shadowing.) Each participant wore Sennheiser HD-450 headphones with a built-in microphone; these were connected to the computer and DAT recorder, respectively. For each participant, baseline words were recorded in this initial block.

In the listening blocks, participants saw a matrix with a word in each cell. Depending on the block, 60, 40, or 20 words were shown. On each trial, a spoken word was presented at approximately 65 dB (sound pressure level); the participant had 5 s to click the word with the left mouse key. If the word was found in time, the next word played. If not, the word was highlighted in red for 250 ms, and the next word played. In blocks that repeated a word set several times, the response matrix was redrawn (with a new, random arrangement) after each iteration through the set. This "hear-and-find" procedure was used to maintain attention to the spoken words. (Correct identification rates were always greater than 80%. Participants reportedly always understood the words but could not always locate the box in time. Listening block data were not analyzed.)

In each trial of the shadowing blocks, participants saw a warning (***) for 500 ms, followed by presentation of a spoken word. Participants were instructed to repeat the word quickly and clearly, as in the baseline session. The headphone-mounted microphone relayed their speech to the DAT recorder; a standing microphone triggered a voice key, sending RTs to the computer. The delayed-shadowing blocks were identical, but each trial required the participant to wait for a tone before speaking. The tone occurred 3–4 s after the word, with any given delay determined randomly.

Experiment 1B

The recorded utterances from each participant in Experiment 1A were used to generate Experiment 1B (which actually consisted of eight sub-experiments—one per shadower—each administered to 10 AXB listeners). Each shadowing participant's baseline and shadowing utterances were digitized and stored. Then, the stimulus token that the shadower heard was paired with these two utterances, as the X stimulus in the AXB design. Half of the trials presented the baseline token first; half presented it third. The participants judged which utterance, the first or third, was a "better imitation" of the second word.

The AXB participants made up groups of 5–8 students in a sound-attenuated room. All were seated in booths equipped with a computer, headphones, and mouse. Each trial began with a 500-ms warning (***), followed by two response boxes, labeled *first* and *third*. After 500 ms, three words were played, with a 750-ms silence between. The participant indicated whether A or B sounded more like X by clicking either box with the left mouse key. The experimental trials were preceded by 10 practice trials, generated with voices not used in the experiment.

Experiment 2A

Unlike Experiment 1A, Experiment 2A entailed *training* and *test* sessions, conducted on consecutive days. The training sessions were used to create a "nonword lexicon" for shadowing participants, using procedures similar to the listening blocks in Experiment 1A. Participants saw a matrix of 40 nonwords (which was rearranged after every 40 trials), listened to each nonword, and tried to click it within 5 s. The only factor manipulated in training was exposure frequency. Forty LF nonwords were presented once each, 40 MLF nonwords were presented twice each, 40 MHF nonwords were presented 7 times each, and 40 HF nonwords were presented 20 times each. This yielded 1,200 identification trials in the training session. However, to avoid familiarizing listeners with the exact tokens used in test sessions, I had all training tokens spoken by one novel speaker (whose voice was not used in later sessions). Across participants, all nonwords were equally assigned to each frequency class. Test sessions were completed on the second day, following the procedures of Experiment 1A.

Experiment 2B

All AXB procedures were identical to those of Experiment 1B.

Experiment 3A

Experiment 3A was mostly identical to Experiment 2A. However, in half of the shadowing trials, nonwords were presented in a voice that differed from all previous exposures. These DV trials always entailed changes from male to female voices, or vice-versa. The voices were chosen to maximize dissimilarity from training voices.

Experiments 3B and 3C

Experiment 3B was identical to Experiment 2B, presenting tokens recorded in Experiment 3A (baseline and shadowing), juxtaposed against shadowing stimulus tokens. In Experiment 3C, training tokens were used as X stimuli.

Appendix C

Abbreviated Results: All Experiments

Shadowing RTs: Experiments 1A, 2A, and 3A

The shadowing response times (RTs) were analyzed in analyses of variance (ANOVAs), always assuming a $p < .05$ significance criterion. Only the reliable main effects and interactions are listed here; other possible effects failed to surpass criterion.

Experiment 1A

The RTs shown in Figure 3 were analyzed in a $4 \times 4 \times 2$ ANOVA, in which frequency, repetition, and delay were examined. (Across all 8 shadowing participants, only two errors were recorded. These were not analyzed or used in Experiment 1B.) The following ANOVA results were observed:

Frequency:	$F(3, 21) = 71.7$;	$MSE = 97.7$
Repetition:	$F(3, 21) = 229.7$;	$MSE = 52.0$
Frequency \times Repetition:	$F(9, 63) = 189.2$;	$MSE = 52.0$
Delay:	$F(1, 7) = 9.3$;	$MSE = 144.0$
Frequency \times Delay:	$F(3, 21) = 33.7$;	$MSE = 49.2$

As Figure 3 shows, these results reflect the predicted directions of effect: Shadowing RTs decreased when words were higher in frequency, or when they amassed repetitions. Frequency and repetition also produced their common interaction (Scarborough et al., 1977). The delay effect reflected generally faster responses in delayed shadowing (cf. Balota & Chumbley, 1985), and Frequency \times Delay reflected the smaller frequency effects in delayed shadowing.

Experiment 2A

Across 8 shadowing participants, 24 errors were recorded. These trials were not analyzed or used in Experiment 2B. The immediate shadowing RTs are shown in Figure 5; the delayed shadowing RTs are shown in Table C1.

The RTs were analyzed in a $4 \times 4 \times 2$ ANOVA, in which frequency, repetition, and delay were examined. All RT data were taken together, and the effects listed below were reliable. The patterns (i.e., directions of effect) were identical to those just summarized in Experiment 1A.

Frequency:	$F(3, 21) = 27.1$;	$MSE = 199.8$
Repetition:	$F(3, 21) = 59.2$;	$MSE = 151.0$
Frequency \times Repetition:	$F(9, 63) = 50.2$;	$MSE = 221.5$
Delay:	$F(1, 7) = 30.7$;	$MSE = 239.2$
Frequency \times Delay:	$F(3, 21) = 23.2$;	$MSE = 191.6$

Experiment 3A

Across all shadowing participants, 31 recorded errors were excluded from the RT analyses and AXB experiments. The mean correct RTs in all conditions are shown in Table C2.

These RTs were analyzed in a $4 \times 4 \times 2 \times 2$ ANOVA, in which frequency, repetition, delay, and voice (same vs. different) were examined. The following effects were observed:

Table C1
Delayed-Shadowing Response Times
(in Milliseconds), Experiment 1A

No. of repetitions	Nonword frequency class			
	HF	MHF	MLF	LF
0	641	660	654	667
2	617	615	622	629
6	611	619	616	620
12	597	601	599	604

Note. HF = high frequency; MHF = medium high frequency; MLF = medium low frequency; LF = low frequency.

Table C2
Mean Correct Response Times (in Milliseconds) for
Immediate-Shadowing and Delayed-Shadowing
Conditions, Experiment 3A

No. of repetitions	Nonword frequency class			
	HF	MHF	MLF	LF
Immediate shadowing				
0				
SV	649	655	679	710
DV	667	680	698	721
2				
SV	647	640	655	673
DV	652	659	675	700
6				
SV	646	653	659	668
DV	644	669	677	680
12				
SV	635	637	646	650
DV	650	647	661	669
Delayed shadowing				
0				
SV	591	604	609	612
DV	600	597	606	615
2				
SV	590	590	602	608
DV	595	599	597	610
6				
SV	579	588	594	611
DV	573	577	601	607
12				
SV	584	587	588	602
DV	590	585	590	599

Note. HF = high frequency; MHF = medium high frequency; MLF = medium low frequency; LF = low frequency; SV = same voice; DV = different voice.

Frequency:	$F(3, 21) = 9.7$;	$MSE = 212.0$
Repetition:	$F(3, 21) = 24.1$;	$MSE = 211.8$
Delay:	$F(1, 7) = 111.0$;	$MSE = 217.5$
Frequency \times Delay:	$F(3, 21) = 3.0$;	$MSE = 205.1$,
	$p < .06$	
Frequency \times Repetition \times Delay:	$F(9, 63) = 18.40$;	$MSE = 211.1$
Voice \times Delay:	$F(1, 23) = 41.8$;	$MSE = 210.1$

The effects of frequency, repetition, and delay (and their interactions) all reflected patterns similar to those in prior experiments. Although the main effect of voice was null, a Voice \times Delay interaction was observed—a voice effect emerged in immediate shadowing, but not in delayed shadowing.

Imitation (AXB) Judgments: Experiments 1B, 2B, 3B, and 3C

The mean percentage of "correct" AXB classifications (i.e., selections of shadowing tokens as imitations, rather than baseline tokens) was determined for all cells of each experimental design. Higher hit rates in AXB classification indicated more discernable imitation by the

shadowing participants. In each experiment, the hit rates were analyzed by ANOVAs and planned tests, and each cell mean was compared to a chance level of 50%.

Experiment 1B

The AXB classification data were shown in Figure 4 in the text. In immediate shadowing, most cell means surpassed chance (cutoff value = 64%); in delayed shadowing, few cell means exceeded chance (cutoff value = 63%). These data were analyzed in a $4 \times 4 \times 2$ ANOVA, in which frequency, repetition, and delay were examined. The following effects were reliable:

Frequency:	$F(3, 237) = 29.1$; $MSE = 8.2$
Repetition:	$F(3, 237) = 25.0$; $MSE = 9.2$
Frequency \times Repetition:	$F(9, 711) = 14.0$; $MSE = 11.7$
Delay:	$F(1, 79) = 40.2$; $MSE = 8.6$
Frequency \times Delay:	$F(3, 237) = 51.0$; $MSE = 12.8$
Repetition \times Delay:	$F(3, 237) = 30.1$; $MSE = 13.3$

As Figure 4 shows, listeners were more likely to detect imitations when the words were lower in frequency, or when they amassed repetitions. However, imitation was far stronger in immediate shadowing than in delayed shadowing. Indeed, all effects were attenuated in delayed shadowing.

Experiment 2B

The AXB classification data for immediate and delayed shadowing are shown at the top of Figures 6 and 7, respectively. All cell means exceeded chance in immediate shadowing (cutoff value = 63%), but few surpassed chance in delayed shadowing (cutoff value = 62%). As in Experiment 1B, robust frequency and repetition effects were observed in immediate shadowing. These effects were observed, but attenuated,

Table C3
Percentage of Correct AXB Classifications
in Immediate Shadowing, Experiment 3B

No. of repetitions	Nonword frequency class			
	HF	MHF	MLF	LF
0				
SV	73.1	73.7	65.2	61.1
DV	55.2	59.5	53.5	61.2
2				
SV	74.9	72.1	72.0	68.6
DV	59.5	60.4	54.8	61.0
6				
SV	81.8	75.5	74.2	71.1
DV	56.2	66.3	59.9	69.3
12				
SV	82.0	79.7	73.7	69.9
DV	65.1	63.6	62.0	65.5

Note. HF = high frequency; MHF = medium high frequency; MLF = medium low frequency; LF = low frequency; SV = same voice; DV = different voice.

Table C4
Percentage of Correct AXB Classifications
in Delayed Shadowing, Experiment 3B

No. of repetitions	Nonword frequency class			
	HF	MHF	MLF	LF
0				
SV	63.3	62.7	58.8	62.5
DV	59.0	56.0	54.4	54.0
2				
SV	66.8	64.4	60.9	61.2
DV	56.4	56.4	53.6	56.6
6				
SV	65.0	62.9	60.8	64.6
DV	49.0	56.1	55.1	57.6
12				
SV	69.5	65.2	65.0	61.2
DV	61.0	60.0	57.6	62.9

Note. HF = high frequency; MHF = medium high frequency; MLF = medium low frequency; LF = low frequency; SV = same voice; DV = different voice.

in delayed shadowing. A $4 \times 4 \times 2$ ANOVA verified the following effects:

Frequency:	$F(3, 237) = 16.0$; $MSE = 5.7$
Repetition:	$F(3, 237) = 33.1$; $MSE = 5.1$
Delay:	$F(1, 79) = 85.8$; $MSE = 6.8$
Frequency \times Delay:	$F(3, 237) = 2.6$; $MSE = 6.2$, $p < .065$
Repetition \times Delay:	$F(3, 237) = 21.3$; $MSE = 7.0$

Experiment 3B

To provide a clear account of the results, the AXB classification data from immediate and delayed shadowing were analyzed in separate $4 \times$

Table C5
Percentage of Correct AXB Classifications
in Immediate Shadowing, Experiment 3C

No. of repetitions	Nonword frequency class			
	HF	MHF	MLF	LF
0				
SV	69.8	69.1	66.6	62.0
DV	64.1	59.0	61.2	57.5
2				
SV	68.6	70.0	65.0	66.2
DV	65.6	61.1	61.8	52.5
6				
SV	75.1	70.8	70.2	66.3
DV	60.2	64.3	57.9	61.3
12				
SV	83.0	74.1	64.8	60.9
DV	67.1	63.6	62.0	58.8

Note. HF = high frequency; MHF = medium high frequency; MLF = medium low frequency; LF = low frequency; SV = same voice; DV = different voice.

4 × 2 ANOVAs, in which frequency, repetitions, and delay (dropping the delay factor) were examined. In immediate shadowing, most SV means surpassed chance; few DV means exceeded chance (cutoff value = 64%). The percentage of correct AXB classifications in immediate shadowing are shown in Table C3.

The ANOVA conducted on these data revealed several effects: The frequency effect was null, but voice, $F(1, 79) = 80.20$, $MSE = 5.6$, and repetition, $F(1, 79) = 101.20$, $MSE = 4.90$, were robust. SV tokens generated stronger imitation, and all imitation increased across repetitions. A Voice × Frequency interaction, $F(1, 79) = 37.05$, $MSE = 6.82$, reflected the increased voice effect at higher frequencies.

In delayed shadowing, most SV (but few DV) means surpassed chance (cutoff value = 62%). The frequency effect was unreliable, but voice, $F(1, 79) = 49.00$, $MSE = 8.00$, and repetition, $F(1, 79) = 11.80$, $MSE = 9.10$, effects were observed. A Voice × Frequency interaction, $F(1, 79) = 5.10$, $MSE = 9.00$, reflected a larger voice effect at higher frequencies. The percentage of correct AXB classifications in delayed shadowing are shown in Table C4.

Experiment 3C

The AXB data were analyzed as described for Experiment 3B. However, the general data pattern differed markedly from Experiment 3B. In immediate shadowing, 16 SV and 5 DV means reliably surpassed chance (cutoff value = 62%). The percentage of correct AXB classifications in immediate shadowing are shown in Table C5.

In immediate shadowing, a frequency effect was observed, $F(1, 79) = 73.40$, $MSE = 7.10$, but it was reversed, relative to prior experiments—higher frequency nonwords were more easily identified as imitations. This was true for both SV and DV words (null Frequency × Voice interaction), but a voice effect, $F(1, 79) = 39.10$, $MSE = 8.70$, reflected a persistent SV advantage. Although a repetition effect, $F(1, 79) = 18.10$, $MSE = 4.60$, was observed, repetition did not interact with voice.

Table C6
Percentage of Correct AXB Classifications for
Delayed-Shadowing, Tokens, Experiment 3C

No. of repetitions	Nonword frequency class			
	HF	MHF	MLF	LF
0				
SV	65.1	60.6	63.8	59.5
DV	62.0	58.4	57.5	55.0
2				
SV	61.8	63.4	59.9	61.5
DV	60.6	61.6	60.6	58.1
6				
SV	70.2	66.7	63.1	62.1
DV	65.3	66.5	61.9	58.5
12				
SV	69.8	70.5	67.0	64.9
DV	72.3	69.1	69.6	63.5

Note. HF = high frequency; MHF = medium high frequency; MLF = medium low frequency; LF = low frequency; SV = same voice; DV = different voice.

The percentage of correct AXB classifications for delayed-shadowing tokens are shown in Table C6.

In delayed shadowing, 10 SV and 6 DV means reliably surpassed chance (cutoff value = 63%). As in immediate shadowing, a “backward” frequency effect was observed, $F(1, 79) = 24.0$, $MSE = 8.20$, with higher frequency nonwords more easily identified as imitations. However, no voice effect (or interaction) was observed. Given a shadowing delay, all responses apparently sounded like training tokens. A repetition effect, $F(1, 79) = 20.90$, $MSE = 6.10$, was observed, but repetition did not interact with voice.

(Appendixes continue)

Appendix D

Stimulus Words (and Frequencies) Used in Experiment 1

Bisyllabic	Frequency	Monosyllabic	Frequency	Bisyllabic	Frequency	Monosyllabic	Frequency
High-frequency words (>300)				Medium-low-frequency words (50–100)			
water	442	school	492	symbol	54	rule	73
better	414	light	333	dozen	52	moon	60
system	416	church	348	handle	53	safe	58
second	373	group	390	cousin	51	bank	83
never	698	next	394	active	88	band	53
before	1,016	give	391	permit	77	crowd	53
social	380	white	365	career	67	phone	54
number	472	part	500	careful	62	chair	66
become	361	house	591	captain	85	tree	59
public	438	case	362	balance	90	bright	87
program	394	point	395	title	77	prove	53
country	324	side	380	forget	54	grass	53
matter	308	great	665	coffee	78	dust	70
between	730	work	760	novel	59	fresh	82
order	376	back	967	fashion	69	watch	81
power	342	state	808	favor	78	knife	76
city	393	last	676	garden	60	tone	78
later	397	door	312	listen	51	throat	51
people	847	place	569	master	72	speed	83
rather	373	young	385	vision	56	lake	54
Medium-high-frequency words (150–250)				Low-frequency words (<5)			
river	165	stage	174	bicep	1	germ	3
market	155	class	207	rustic	3	vest	4
police	155	sound	204	nectar	3	dire	1
figure	209	black	203	parcel	1	malt	1
beyond	175	floor	158	mingle	2	wilt	3
nature	191	book	193	staple	1	grub	2
father	183	cold	171	gusto	2	soot	1
spirit	182	town	212	forage	3	blur	3
music	216	ground	186	deport	1	crow	2
recent	179	north	206	pigeon	3	vine	4
table	198	girl	220	venom	2	mule	4
party	216	late	179	nugget	1	chunk	2
report	174	wall	160	garter	2	weed	1
picture	161	fire	187	portal	3	hoop	3
basis	184	bring	158	beacon	5	kelp	2
person	175	rest	163	patron	4	knack	4
value	200	lost	171	jelly	3	leash	3
common	223	care	162	cavern	1	fade	2
final	156	plan	205	hazel	2	stale	4
single	172	hard	202	wedlock	2	raft	4

Note. Word frequencies are from Kučera and Francis (1967).

Appendix E

Nonwords Used in Experiments 2 and 3

Bisyllables				Monosyllables			
provate	subar	flazick	sharlin	welge	vant	lurge	reast
batoon	gultan	hinsup	infloss	meach	wug	zamp	sleam
vasult	ostrem	lapek	songlow	cade	yince	veeze	greeke
lactain	sorneg	willant	manuge	freem	minge	borse	brant
daver	roaken	remond	nazze	skave	squeet	searl	woax
meegon	tramet	beshaw	solict	nork	spoot	mazz	dring
danter	cubble	morple	humax	breen	zeat	spant	swoke
behick	vorgo	gultar	persoy	serp	vour	glesh	framp
luding	yertan	blukin	colpane	felp	bawn	floak	loash
lexel	plaret	miglen	duforst	neep	geel	plitch	chark
redent	wonick	soabit	tomint	snog	hine	glane	lisk
erbow	ompost	bolang	robook	rean	kern	slamp	yamp
sagad	blemin	kurface	kosspow	gink	gurst	verm	gliss
elent	corple	yolash	yusock	pash	mong	preck	shalk
jandy	gastan	hesting	shicktan	shoss	bruve	dorve	forch
puxil	bilark	rotail	ashwan	wurve	goip	shret	natch
wanic	rensor	tangish	lampile	seck	clud	yole	croff
ganet	fegole	pando	frestring	tink	deese	plew	noast
gisto	sarlin	zolite	jingpot	tupe	murch	modge	fauze
ensip	nucade	grubine	bewall	tunch	trool	noil	rand

Received August 16, 1996

Revision received July 15, 1997

Accepted July 23, 1997 ■

Low Publication Prices for APA Members and Affiliates

Keeping you up-to-date. All APA Fellows, Members, Associates, and Student Affiliates receive—as part of their annual dues—subscriptions to the *American Psychologist* and *APA Monitor*. High School Teacher and International Affiliates receive subscriptions to the *APA Monitor*, and they may subscribe to the *American Psychologist* at a significantly reduced rate. In addition, all Members and Student Affiliates are eligible for savings of up to 60% (plus a journal credit) on all other APA journals, as well as significant discounts on subscriptions from cooperating societies and publishers (e.g., the American Association for Counseling and Development, Academic Press, and Human Sciences Press).

Essential resources. APA members and affiliates receive special rates for purchases of APA books, including the *Publication Manual of the American Psychological Association*, and on dozens of new topical books each year.

Other benefits of membership. Membership in APA also provides eligibility for competitive insurance plans, continuing education programs, reduced APA convention fees, and specialty divisions.

More information. Write to American Psychological Association, Membership Services, 750 First Street, NE, Washington, DC 20002-4242.