

Educational Attainment in Patients With Congenital Heart Disease: a Comprehensive Systematic Review and Meta-analysis

Lucia Cocomello (✉ nn18747@bristol.ac.uk)

MRC Integrative Epidemiology Unit, , Oakfield House, Oakfield Grove, Bristol, BS8 2BN, United Kingdom;

Arnaldo Dimagli

University of Bristol

Giovanni Biglino

National Heart and Lung Institute, Imperial College London

Rosie Cornish

MRC Integrative Epidemiology Unit, , Oakfield House, Oakfield Grove, Bristol, BS8 2BN, United Kingdom;

Massimo Caputo

Bristol Heart Institute, Terrell St, Bristol, BS2 8 ED, United Kingdom

Deborah Lawlor


MRC Integrative Epidemiology Unit, , Oakfield House, Oakfield Grove, Bristol, BS8 2BN, United Kingdom;

Research Article

Keywords: congenital heart disease, educational attainment, systematic review

Posted Date: July 7th, 2021

DOI: <https://doi.org/10.21203/rs.3.rs-631076/v1>

License:  This work is licensed under a Creative Commons Attribution 4.0 International License. [Read Full License](#)

Version of Record: A version of this preprint was published at BMC Cardiovascular Disorders on November 19th, 2021. See the published version at <https://doi.org/10.1186/s12872-021-02349-z>.

Abstract

Background: To determine the association between having a CHD compared with not, on educational attainment in adults. A systematic review and meta-analysis

Method: Studies were eligible if they reported the rate/odds/proportion of level of educational attainment in adults by history of CHD.

Result: Out of 1537 articles screened, we identified 11 (N = 104585 participants, 10487 with CHD), 10 (N = 167470 participants, 11820 with CHD), and 8 (N = 150813 participants, 9817 with CHD) studies reporting information on university education, secondary education, and vocational training, respectively in both CHD and non-CHD participants. Compared to their non-CHD peers, CHD patients were more likely not to obtain a university degree (OR=1.38, 95% CI [1.16, 1.65]), complete secondary education (OR=1.33, 95 % CI [1.09, 1.61]) or vocational training (OR= 1.11, 95%CI [0.98, 1.26]). For all three outcomes there was evidence of between study heterogeneity, with geographical area contributing to this heterogeneity.

Conclusion: This systematic review identified all available published data on educational attainment in CHD patients. Despite broad inclusion criteria we identified relatively few studies that included a comparison group from the same population, and amongst those that did, few adjusted for key confounders. Pooled analyses suggest evidence of lower levels of educational attainment in patients with CHD when compared to non-CHD peers. The extent to which this may be explained by confounding factors, such as parental education, or mediated by treatments is not possible to discern from the current research literature.

Background

Congenital heart defects (CHD) are among the most common types of birth defects, affecting between 6–8 per 1000 of live born children.(1) Advances in the management of patients with CHD have enabled substantial improvement in long-term survival even for those with serious cardiac defects,(2) with more than 90% of patients with CHD reaching adulthood life.(3) Therefore, the implications of CHD in adult patients have become a key focus of CHD research. (4)

An area of particular interest is whether those with CHD have similar educational attainment to their contemporaries without CHD.(5) This is important as higher educational attainment is related to better quality of life as well as a longer, healthier and disease free life in the general population,(6–8) and it is plausible this would also be the case among those with CHD. However, whether educational attainment is reduced in CHD patients remains unclear. The different conclusions from individual studies of the relationship between CHD and educational attainment may reflect differences in disease severity between studies as it is plausible more severe CHD would have a greater impact on educational attainment.(9) As both treatments for CHD, and educational systems and policies, vary across time and between geographic regions it is also plausible that associations will vary by these factors.

The aim of this study was to undertake a comprehensive systematic review and, where appropriate, meta-analysis of all available evidence in order to determine: (a) the association between having a CHD compared with not, on three measures of educational attainment (obtaining a university degree, secondary education and vocational training) in adults; and (b) if possible with the identified studies, determine whether the associations of CHD with educational attainment vary by disease severity, geographic region and over time. In order to provide comprehensive information for patients, education, and health service providers we included all studies in our review in which the rates/odds/proportion of any of the three educational outcomes could be obtained in adult CHD patients, irrespective of whether the main aim of the study was to look at the association of having a CHD with educational attainment or not.

Method

The study was conducted in accordance with the Meta-analyses Of Observational Studies in Epidemiology guidelines for Meta-Analyses and Systematic Reviews of Observational Studies.(10)

Data sources and searches

A comprehensive search of electronic databases MEDLINE and EMBASE was conducted for studies published between the beginning of each database and March 2021(details provided as supplementary material 1). Reference lists of relevant studies were also examined to identify any additional relevant studies not identified in the search.

Selection of studies and data extraction

All abstracts were screened, and full text assessed for eligibility by two independently reviewers (LC and AD), conflicts were resolved by consensus and, where necessary, through discussion with the other co-authors.

Eligibility criteria

Original research of any study design that fulfilled the criteria below was eligible; this meant we could include population-based register studies, cohort studies, case control studies, cross-sectional studies, and randomised controlled trials if they included relevant data. We sought studies that included a comparator group of non-CHD patients from the same population for aim (a) (see aims at end of introduction), but we also included studies that only include CHD patients. Whilst these studies may not address the question for patients and their families as to whether they are likely to be as successful in school as their peers, our PPI work suggested it was still helpful to know what proportion of those with CHD obtain a university degree or complete secondary education. Furthermore, we identified a source that provided summary data, stratified by age, of the proportion of people in most countries of the world achieving the three educational outcomes explored in this study (see below). Thus, for most studies that only had data in CHD patients we were still able to compare them to overall educational levels in their country.

Studies were therefore eligible if they reported (or provided sufficient data for us to be able to calculate) the rate/odds/proportion of level of educational attainment in adults (aged 18 years of age or older) with a history of any CHD. They were also eligible if CHD patients had not undergone procedures, whilst those in which patients had undergone procedures were eligible irrespective of the type, timing, or number of repeat procedures. We also included studies irrespective of whether the aim was to explore educational attainment in patients with CHD or not. The cut-off of 18 years was chosen so that we could assess differences in educational attainment at the age of completion of compulsory education in most high-income countries, and with measures (completing a university degree, secondary education, or vocational training) that are likely to influence future life chances. In initial screening we included studies with a lower age threshold (16 years or older) and in the data extraction process explored whether it was possible to obtain results for those only 18 years or older.

Outcomes

Whether comparing CHD patients to a control group without CHD or comparing the proportion with an educational outcome in CHD patients to country-level proportions, we studied three outcomes, and studies could be included if they had data on at least one of these:

- Obtaining a university degree (including undergraduate and postgraduate degrees)
- Completing secondary education
- Completing vocational training

The outcomes were all analysed as 'not achieving' (e.g., not obtaining a university degree).

To avoid double counting data, separate articles reporting educational outcomes in the same patient group were evaluated and the article providing most complete information (largest sample or more recent study) was selected for inclusion.

Data extraction

Data were extracted independently by two reviewers (LC, AD). For each study, we extracted information on the total number of patients with CHD and those without and where provided the number of CHD and non-CHD participants who achieved each educational attainment measure. We also extracted information on the age and sex of participants, the geographical region of the study, year of publication and the severity of the disease. Three authors (LC, RC, DAL) *a priori* defined key confounders of the association between CHD and educational attainment. Confounders are by definition factors that could plausibly affect the risk of having CHD and the educational outcomes (11). Maternal pregnancy characteristics (e.g. higher early/pre-pregnancy BMI, smoking and alcohol) have been hypothesised to influence CHD risk in offspring, though whether these are all causal factors for offspring educational attainment is debatable (12). As these are likely to be influenced by maternal/parental education, which is an important determinant of offspring educational attainment, we considered parental education to be a key confounder. CHD risk also varies by parental age at birth and ethnicity, which in turn influence educational attainment. Therefore, we considered the three key confounders to be parental education, age, ethnicity and extracted information on whether studies adjusted for these. All relevant results in whatever form were extracted (i.e., any of adjusted an unadjusted odds ratio, risk ratios, hazard ratios, differences in risk, with relevant standard errors or confidence intervals, proportion of participants with each educational measure), with information on what analyses were used to obtain the results.

Obtaining country level summary data on educational attainment

We extracted summary data from 'Education at a Glance' on the proportion of adults (25–64 years old) with each of the three educational attainment outcomes for the country of residence and years of data collection of each included study. Education at a Glance is the authoritative source for information on the state of education around the world.(13) It produces annual reports with the first being published

in 1998 and the most recent 2019. The age strata 25–64 years was chosen because it most closely matched the ages across the studies identified in our systematic search.

Risk of bias assessment

Risk of bias was assessed by two independent reviewers (LC, AD) and disagreements were resolved by discussion with all co-authors.

Risk of bias assessment was performed using the risk of bias instrument for non-randomized studies of exposure, (14) which is based on seven items: (1) confounding, (2) selection of participants, (3) classification of exposure, (4) departures from intended exposure, (5) missing data, (6) measurement of outcomes and (7) selection of reported results.

Statistical analysis

To address patient and family concerns (see Patient and Public Involvement) we quantified (i) educational attainment in patients with CHD compared to their peers without CHD and (ii) quantified educational attainment in CHD patients using all available data.

Comparing educational attainment in patients with CHD to those without CHD

1. We originally planned to perform the main analysis of the association of CHD with educational attainment by pooling individual study estimates with and without adjustment for prespecified confounders. However, some studies did not control for any covariables and where they did most controlled only for age and sex. One study only controlled for all prespecified key confounders by using sibling control group. One study adjusted for ethnicity, education and other markers of socioeconomic position and another study parental ethnicity and education. We have therefore estimated the pooled odds ratio of not completing different levels of education for CHD patients compared non-CHD controls with and without adjustment only for sex and age. A random effects model (i.e., DerSimonian and Laird) was used to estimate the odds ratios of educational attainment because we a priori assumed that the differences between studies, for example due to differences in terms of which CHDs were included, region of residence of participants and year of study might influence results. The results from the random effect meta-analyses are the average effects across all different populations. To aid interpretation of the random effects result we calculated prediction intervals, with a method proposed by Higgins et al (15) based on t distribution with K-2 degrees of freedom where K corresponds to the number of studies in the meta-analysis. Prediction interval provides a range within which the potential effect of CHD in any different setting/population will lie, as this may be different from the average effect. (16)

We measured between study heterogeneity using the Cochrane Q statistic and I^2 and exploring possible sources of heterogeneity through subgroup analyses. Our pre-specified subgroup analyses were: (i) proportion of CHD patients with severe disease ($\geq 10\%$ or $< 10\%$); year of the study (≥ 2015 vs < 2015), geographic region (Europe, North America, Middle East, Asia, Australia), proportion of females ($\geq 50\%$ or $< 50\%$). Exact categories (for geographical regions) and thresholds (for severity and proportion of females) were decided after data extraction based on what was feasible and to obtain a similar number of studies (and participants) in each group being compared, where possible. Test for subgroup differences (chi-squared) was used to compare effects between groups.

2. We reported a head to head comparison of between proportions of education attainment reported in CHD patients in studies without a comparison group, and data from the general population using data from 'Education at a Glance' (adults aged 24–64 in the country/countries from which the CHD patients came from). (17)

Estimating the proportion of CHD patients attaining each education level

Finally, we estimated the pooled proportions of CHD patients with each measure of educational attainment across all studies (i.e., both studies that included a non-CHD comparison group and those that did not). Pooled proportions for each outcome of interest (i.e., university, secondary and vocational education attainment) were obtained using Inverse variance method, random effects model (i.e., DerSimonian and Laird).

Publication bias was evaluated using funnel plots and Egger's test.

All statistical analyses were performed using R (R Core Team (2019). R Foundation for Statistical Computing, Vienna, Austria. URL <https://www.R-project.org/>) and meta-R package (Guido Schwarzer (2007), meta: An R package for meta-analysis, R News.

Patient and Public Involvement

Prior to analyses, we looked at the work carried out by the CHD charity Little Hearts Matter(18), which works continuously with patients and their family to identify areas of public interest. They indicated education as a key concern for patients and families (19, 20) and this represented a key motivation to undertake this review. At completion of the analysis we met with a group of patients and relatives (i.e., two

male adult patients, two female adult patients, two mothers of adult patients with CHD) who confirmed that education was a very relevant aspect of their life and a key concern when growing up. In some cases, it was suggested that special educational support could have been useful to them, but this was not provided as not perceived to be necessary by the school. Dissemination of the review's findings amongst relevant audience (e.g., CHD patients and families, but also teachers) was also recommended.

Results

The titles and abstracts of 1537 articles were screened. Of these, 64 papers were selected and reviewed for inclusion criteria. With detailed review 22 of these were excluded. Reasons for exclusion were educational attainment not reported (n = 5), overlapping/duplicate studies (n = 8, Supplementary Table 1); only children included (n = 9). A total of 42 studies were eligible for inclusion in the review (Fig. 1).

Characteristics of studies included.

An overview of the included studies is presented in Table 1. The association of CHD with educational attainment was the main aim for 14 (33% of total) studies (21–34), while in the remaining 28 (67% of total) studies (35–62) it was not. For most of those, information on education attainment was extracted from tables describing study population characteristics. Information on university degree, completing secondary education, and vocational training was available in 39 (93%), 32 (76%) and 15 (36%) studies respectively, with studies able to contribute to more than one outcome. A non-CHD comparison group was included in 12 (29%) of the studies (Table 1a) while the remaining 30 reported only on CHD patients (Table 1b). The source of the comparison groups varied between studies, but CHD and non-CHD groups were obtained from same underlying population. One study included both a general (unrelated) population comparison group and a sibling (of the CHD patients) comparison group.⁽⁵⁸⁾ As none of the other studies had a sibling comparison group we included results from the general population comparison group only in the main meta-analyses and in a sensitivity analysis repeated the meta-analysis with results comparing CHD patients to their siblings.

Table 1a
 Characteristics of studies with a comparison group of people without congenital heart disease.

First author, year	Geographic Region	Study period	Participants	Educational attainment data source	Sample size	Age of CHD patients (years)	Type of CHD	Factors controlled for	Study aim to assess education outcomes in patients with CHD ^a
Kokkonen J, 1992 (21)	Finland, Europe	-	CHD = individuals born between 1963–1968 around Oulu University Central Hospital, who had a diagnosis of CHD Non-CHD = adults selected at random from the population registry of the area	Questionnaire	CHD = 71 Non-CHD = 211	Mean 22.1 (range 19–25)	Mixed CHD	Age	Yes
Simko LC, 2003 (35)	US, North America	-	CHD = patients > 18 years of age who were being followed in the outpatient clinic Non-CHD = healthy control peers obtained from a random community sample by "word of mouth," advertising in churches, supermarket bulletin boards, and the local newsletter	Questionnaire	CHD = 124 Non-CHD = 124	Mean 26.4 (range 18–59)	Mixed CHD	Age, sex, race, and income	No

These are the studies included in our main meta-analyses. ^aWe included any study that provided data of the proportion, odds or risk, of patients with one or more of the educational outcomes in CHD patients, irrespective of whether the aim of the study was concerned with educational attainment in CHD patients or not: Yes means the aim at least in part was concerned with educational attainment in CHD patients; No that the aim was not concerned with educational attainment in CHD patients

First author, year	Geographic Region	Study period	Participants	Educational attainment data source	Sample size	Age of CHD patients (years)	Type of CHD	Factors controlled for	Study aim to assess education outcomes in patients with CHD ^a
Rose M, 2005(36)	Germany, Europe	-	CHD = patients being followed in the outpatient clinic Non-CHD = Samples of the German population collected by different established German opinion research centres	Questionnaire	CHD = 111 Non-CHD = 7355	Mean, SD 33 ± 12	Mixed CHD	nothing	No
Olsen M, 2011(22)	Denmark, Europe	2006	CHD = patients with International Classification of Diseases code for CHD in the Danish National Registry of Patients Non-CHD = healthy individuals from Denmark's Civil Registration System	Denmark's Integrated Database for Labour Market Research	CHD = 2986 Non-CHD = 29246	More than 13 years old	Mixed CHD	Age, sex, parental income and education number of siblings, having a single parent	Yes
Ozcan EE, 2012(23)	Turkey, Middle East	2005–2007	CHD = patients who presented to the Impairment Assessment Committee of Military Hospital Non-CHD = healthy peers' military candidates presented to the same military office	Questionnaire	CHD = 145 Male Non-CHD = 400	Mean 23.8 (range 20–42)	Mixed CHD	Age and sex	Yes

These are the studies included in our main meta-analyses. ^aWe included any study that provided data of the proportion, odds or risk, of patients with one or more of the educational outcomes in CHD patients, irrespective of whether the aim of the study was concerned with educational attainment in CHD patients or not: Yes means the aim at least in part was concerned with educational attainment in CHD patients; No that the aim was not concerned with educational attainment in CHD patients

First author, year	Geographic Region	Study period	Participants	Educational attainment data source	Sample size	Age of CHD patients (years)	Type of CHD	Factors controlled for	Study aim to assess education outcomes in patients with CHD ^a
Zomer AC, 2012(24)	Netherlands, Europe	2009–2010	CHD = patients > 18 years old registered on Congenital Corvita Dutch National Registry Non-CHD = participants from the Utrecht Health Project, dynamic population study	Questionnaire	CHD = 1496 Non-CHD = 6810	Mean 39 (range 29–51)	Mixed CHD	nothing	Yes
Eslami B, 2013 (37)	Iran, Middle East	2002–2010	CHD = patients admitted to the Tehran Heart Centre and Shahid Rajee Hospital due to CHD Non-CHD = non heart disease participants randomly selected from the same area	Questionnaire	CHD = 347 Non-CHD = 353	Mean 33.2 (range 18–64)	Mixed CHD	Age and sex	No
Caruana M, 2016(25)	Malta, Europe	2013–2014	CHD = patients being followed in the outpatient clinic Non-CHD = general population from department of health information and research	Questionnaire	CHD = 125 Non-CHD = 372	Mean, SD 30.64 ± 12.80	Mixed CHD	Age and sex	Yes

These are the studies included in our main meta-analyses. ^aWe included any study that provided data of the proportion, odds or risk, of patients with one or more of the educational outcomes in CHD patients, irrespective of whether the aim of the study was concerned with educational attainment in CHD patients or not: Yes means the aim at least in part was concerned with educational attainment in CHD patients; No that the aim was not concerned with educational attainment in CHD patients

First author, year	Geographic Region	Study period	Participants	Educational attainment data source	Sample size	Age of CHD patients (years)	Type of CHD	Factors controlled for	Study aim to assess education outcomes in patients with CHD ^a
Rometsch S, 2019 (38)	Switzerland, Europe	2015–2016	CHD = patients being followed in the outpatient clinic Non-CHD = healthy peers identified by the participating patients	Questionnaire	CHD = 188 Non-CHD = 139	Mean 24.7 (range 18–30)	Mixed CHD	Age and sex	No
Udholm S, 2019 (26)	Denmark, Europe	2015–2018	CHD = patients identified using the Danish National Patient Registry Non-CHD = general population from Danish study of Functional Disorders (DanFunD).	Questionnaire	CHD = 140 Non-CHD = 1120	Mean 32.6 (range 18–65)	Unrepaired small ASD	Age and sex	Yes
Schaefer CJ, 2016 (27)	Switzerland	-	CHD = University Children's Hospital, Zurich Non-CHD = 50,066 General student population of Zurich 2006/2007 served as controls	Questionnaire	CHD = 207 Non-CHD = 38253	Median 18.58 (range 17–20)	Mixed CHD	Nothing	Yes

These are the studies included in our main meta-analyses. ^aWe included any study that provided data of the proportion, odds or risk, of patients with one or more of the educational outcomes in CHD patients, irrespective of whether the aim of the study was concerned with educational attainment in CHD patients or not: Yes means the aim at least in part was concerned with educational attainment in CHD patients; No that the aim was not concerned with educational attainment in CHD patients

First author, year	Geographic Region	Study period	Participants	Educational attainment data source	Sample size	Age of CHD patients (years)	Type of CHD	Factors controlled for	Study aim to assess education outcomes in patients with CHD ^a
Madsen NL, 2020(58)	Denmark	-	CHD = Danish nationwide population-based medical registries Two Non-CHD comparisons = (1) General population cohort identified from Danish Civil register (2) CHD patients' siblings from same register as (1)	Statistics Denmark	CHD = 7019 Non-CHD = general population 68,805 Siblings 6257	-	Mixed CD	Cohort1: Age and sex Cohort 2: sibling	No
<p>These are the studies included in our main meta-analyses. ^aWe included any study that provided data of the proportion, odds or risk, of patients with one or more of the educational outcomes in CHD patients, irrespective of whether the aim of the study was concerned with educational attainment in CHD patients or not: Yes means the aim at least in part was concerned with educational attainment in CHD patients; No that the aim was not concerned with educational attainment in CHD patients</p>									

Table 1b

Characteristics of studies with no comparison group or with general population comparison but that did not report total number of general populations.

First author, year	Study location	Study period	Participant	Educational attainment data source	Age (years)	Type of CHD	Study aims to assess education outcomes in patients with CHD
Otterstad JE, 1986(30)	Norway	1980–1983	CHD = 125 Operated between 1959–1978 at the University Hospital Rikshospitalet	Questionnaire	Mean 42 (range 31–73)	Repair isolated VSD performed after age of 10	Yes
Lillehei CW, 1986(31)	Minnesota	1985	CHD = 105 TOF repair 1954–1960 At the University of Minnesota and Variety Club Hospital	Questionnaire	Range 26–31	Tetralogy of Fallot	Yes
Brandhagen DJ, 1991(40)	Minnesota	Examined for CHD 1963 Survey 1989	CHD = 168 Hennepin County Medical Center	Questionnaire	Median 31 (range 24–42 years)	Mixed CHD	No
Moller JH, 1991(33)	Minnesota	VSD operated from 1954–1960 Surveyed between 1986–1989	CHD = 290 University of Minnesota Hospital	Interview	Range 26–35	VSD	Yes

^a We included any study that provided data of the proportion, odds or risk, of patients with one or more of the educational outcomes in CHD patients, irrespective of whether the aim of the study was concerned with educational attainment in CHD patients or not: Yes, means the aim at least in part was concerned with educational attainment in CHD patients; No that the aim was not concerned with educational attainment in CHD patients

First author, year	Study location	Study period	Participant	Educational attainment data source	Age (years)	Type of CHD	Study aims to assess education outcomes in patients with CHD
Ternstedt BM, 2001 (42)	Sweden	1985	CHD = 26 Uppsala University Hospital	Interview	Older than 25 years	TOF and ASD should have been operated on before the age of 15 years. and be more than 25 years of age at the 20-year follow-up in 1985	No
Nieminen H, 2003(28)	Finland, Europe	1998	CHD = 2896 patients with surgery between 1953–1989 and registered in the Finnish national research registry of paediatric cardiac surgery Non-CHD = General population statistics, national statistical centre, Statistics Finland. The expected values were calculated as weighted averages of published age- and sex specific rates	Questionnaire	Mean 31.7 (range 18–59)	Mixed CHD	Yes
Kovacs AH, 2009(41)	Canada Florida	-	CHD = 280 Hospital outpatient clinic at the university of Toronto and Florida	Questionnaire	Mean SD 31.9 ± 11.3	Mixed CHD	No
Moons P, 2009(43)	Belgium	-	CHD = 619 University hospital Leuven	Questionnaire	Mean 24 (Range 18–66)	Mixed CHD	No
Chen CA, 2010(48)	Taiwan	-	CHD = 289 National Taiwan University Hospital	Questionnaire	Mean 33.2 ± 10.6	Mixed CHD	No
Riley JP, 2011(45)	United Kingdom	Recruitment 2007–2008	CHD = 99 Outpatient clinic in a specialist hospital in central London, UK	Questionnaire	Mean 37.2 (range 17–67)	Mixed CHD	No

^a We included any study that provided data of the proportion, odds or risk, of patients with one or more of the educational outcomes in CHD patients, irrespective of whether the aim of the study was concerned with educational attainment in CHD patients or not: Yes, means the aim at least in part was concerned with educational attainment in CHD patients; No that the aim was not concerned with educational attainment in CHD patients

First author, year	Study location	Study period	Participant	Educational attainment data source	Age (years)	Type of CHD	Study aims to assess education outcomes in patients with CHD
Bygstad E, 2012(29)	Denmark, Europe	-	CHD = 95 patients operated between 1971–1991 at the Aarhus University Hospital Non-CHD = The male age corresponding Danish population from Statistics Denmark,	Questionnaire	Median, IQR 32.2 (18.4–60.0)	Tetralogy of Fallot	Yes
Pike NA, 2012(47)	USA	-	CHD = 54 Ahmanson–University of California, Los Angeles Adult Congenital Heart Disease clinic	Questionnaire	Mean, SD 25.6 ± 9	Fontan	No
Bang JS, 2013(46)	Korea	unknown	CHD = 85 Seoul National University Children's Hospital	Questionnaire	Mean, SD 26.5 ± 5.9	Mixed CHD	No
Opic p, 2015(39)	Netherlands, Europe	2010	CHD = 252 Operated between 1968–1980 at the Department of cardiology, Erasmus MC Non-CHD = Normative data were specified by sex and age, and were derived from the Dutch Central Bureau of statistics in 2011	Questionnaire	Mean 39.7 (range 35.9–44.9)	Mixed CHD operated before 15 years old	No
Karsenty (34)C, 2015(34)	France	2013	CHD = 135 Universital Hospital of Toulouse	Questionnaire	Mean,IQR 40 (28–51)	Mixed CHD	Yes
Kahya Eren N, 2015(44)	turkey	2008–2012	CHD = 69 Education and Research Hospital, Izmir, Turkey	Questionnaire	Mean, SD 39.7 ± 14.2	Repair ASD	No
O'Donovan CE, 2015(51)	New zeland	2010	CHD = 110 Auckland District Health Board Congenital Heart Disease Outpatients Clinic	Questionnaire	Mean, SD 32 ± 12.85	Mixed CHD	No
Aherrera JAM, 2016(50)	Philippines	-	CHD = 92 UP-PGH. Cardiology out-patient clinic.	Questionnaire	Mean, SD 32.53 ± 13.58	Mixed CHD	No
Tumin D, 2017(49)	US	2004–2015	CHD = 426 The United Network for Organ Sharing (UNOS) registry	The United Network for Organ Sharing (UNOS) registry	Mean, SD 35 ± 14	CHD underwent transplant	No

^a We included any study that provided data of the proportion, odds or risk, of patients with one or more of the educational outcomes in CHD patients, irrespective of whether the aim of the study was concerned with educational attainment in CHD patients or not: Yes, means the aim at least in part was concerned with educational attainment in CHD patients; No that the aim was not concerned with educational attainment in CHD patients

First author, year	Study location	Study period	Participant	Educational attainment data source	Age (years)	Type of CHD	Study aims to assess education outcomes in patients with CHD
Gleason LP, 2018(52)	USA	-	CHD = 138 CHD who presented for outpatient care at The Children Hospital of Pennsylvania	Questionnaire	≥ 18	Mixed CHD	No
Schiele SE, 2018(53)	USA	-	CHD = 169 Outpatient cardiology clinic at nationwide children hospital and OHIO state university medical centre	Questionnaire	Mean, SD 26.5 ± 7.3	Mixed CHD	No
Pfizer C, 2018(32)	Germany, Europe	2015	CHD = 1198 patients born between 1992–2011 registered in the Germany National Register for Congenital Heart Defects Non-CHD = General German population, Data in Census 2011 by the Federal Statistical Office Germany	Questionnaire	Mean, SD 30 ± 11	Mixed CHD	Yes
Fedchenko M, 2019(54)	Sweden	-	CHD = 72 Outpatient clinic Ostra Hospital Gothenburg	Questionnaire	Median 43.5 (range 20–71)	CoA	No
Sluman MA, 2019(55)	International (Belgium, France, Italy, Malta, Norway, Sweden, Switzerland, and The Netherlands (Europe); Canada and the United States (North America); India, Japan, and Taiwan (Asia); Argentina (South America); and Australia)	2013–2015	CHD = 3989 Congenital Heart Disease-international study (APPROACH-IS)	Questionnaire	Median, IQR 32 (25–42)	Mixed CHD	No
Enomoto j, 2019(56)	Japan	-	CHD = 193 Department of Adult Congenital Heart Disease and Pediatrics, Chiba Cerebral and Cardiovascular Center	questionnaire	Mean, SD 33.62 ± 10.50	Mixed CHD	No
Connor B, 2019(57)	USA	2015–2016	CHD = 437 Children's Hospital, Stanford University	Questionnaire	Mean, SD 32 ± 10	Mixed CHD	No

^a We included any study that provided data of the proportion, odds or risk, of patients with one or more of the educational outcomes in CHD patients, irrespective of whether the aim of the study was concerned with educational attainment in CHD patients or not: Yes, means the aim at least in part was concerned with educational attainment in CHD patients; No that the aim was not concerned with educational attainment in CHD patients

First author, year	Study location	Study period	Participant	Educational attainment data source	Age (years)	Type of CHD	Study aims to assess education outcomes in patients with CHD
Martínez-Quintana E, 2020(59)	Spain	2017–2018	CHD = 169 Outpatient clinic	Questionnaire	Median, IQR 29 (19–39)	Mixed CHD	No
Steiner 2020(60)	USA	-	CHD = 25 Outpatient clinic	Questionnaire	Median, IQR 38 (21–63)	Mixed CHD	No
Barreda RL, 2020(61)	Chile	2019	CHD = 67 Instituto Nacional del Torax	Questionnaire	Median, IQR 29 (22–38)	Mixed CHD	No
Soufi A, 2021(62)	France	-	CHD = 60 Two centre, University Medical Center Jean Minjoz in Besançon and at the Cardiovascular Hospital Louis Pradel in Lyon (France);	Questionnaire	Mean SD 26.7 ± 7.4	Fontan	No
<p>^a We included any study that provided data of the proportion, odds or risk, of patients with one or more of the educational outcomes in CHD patients, irrespective of whether the aim of the study was concerned with educational attainment in CHD patients or not: Yes, means the aim at least in part was concerned with educational attainment in CHD patients; No that the aim was not concerned with educational attainment in CHD patients</p>							

Educational attainment was evaluated with the same method in the two groups, with two (25, 27) exceptions, where information on the control group was obtained by published national statistics.

The number of patients with CHD ranged from 25 to 7019 across the studies. The unadjusted pooled analyses of the association of CHD with educational attainment included 11 (N = 104585 participants, 10487 with CHD), 10 (N = 167470 participants, 11820 with CHD), and 8 (N = 150813 participants, 9817 with CHD) for university degree, completing secondary education or vocational training, respectively. Equivalent studies for the age and sex adjusted analyses were 9 (N = 88813 participants, with 8880 CHD), 7 (N = 101429 participants, 10010 with CHD), and 6 studies (N = 100544 participants, 9614 with CHD) for university degree, completing secondary education or vocational training respectively.

Studies were carried out in Europe (n = 21)(21, 22, 24–30, 32, 34, 36, 38, 39, 42, 43, 45, 54, 58, 59, 62), North America (n = 11)(31, 33, 35, 40, 41, 47, 49, 52, 53, 57, 60), South America (n = 1)(61), the Middle East (n = 3)(23, 37, 44), Asia (n = 4)(46, 48, 50, 56), New Zealand (n = 1) (51) and International (n = 1)(55). Data on educational attainment were obtained by self-report questionnaires in the majority (39(93%)), with the remaining three obtaining this from linkage to national registers. (22, 49, 58)

Comparison of educational attainment between CHD and non-CHD

The pooled OR from studies comparing educational outcomes between those with and without CHD showed that patients with CHD had higher odds of not obtaining a university degree (OR = 1.38, 95% CI [1.16, 1.65]) (Fig. 2a), not completing secondary education (OR = 1.33, 95% CI [1.09, 1.61]) (Fig. 2b) and not completing vocational training (OR = 1.11, 95%CI [0.98–1.26]) (Fig. 2c). For all three outcomes there was evidence of between study heterogeneity and the predictive interval for the odds ratios were 0.81 to 2.37, 0.75 to 2.33, and 0.83 to 1.50, for not obtaining a university degree, completing secondary education, and completing vocational training, respectively. Similar findings were found in an analysis restricted to the 8 studies that had controlled for sex and age and including the study with siblings as control group. (Supplementary Figs. 2 and 3a, b, c).

Subgroup analyses did not suggest that between study heterogeneity was driven by differences in disease severity or year of publication (Table 2). There was some evidence that the increased odds of not obtaining a university degree or completing secondary education was more marked in studies from the Middle East compared to studies from Europe and North America, and that associations for these two outcomes were also stronger in women (Table 2). However, number of studies for subgroup analysis were limited. There was no strong evidence of publication bias (Supplementary Figs. 1a, b, c, Egger's P = 0.74; 0.94; 0.50 respectively for not obtaining a university degree, secondary education and vocational training)

Table 2
Subgroup analyses for association between CHD and educational attainment

Subgroup	Number of studies (n CHD cases, n non-CHD)	OR (95%CI) for not achieving educational outcome per subgroup	Test for subgroup differences p value
Not obtaining a university degree			
Geographic area			
Europe	8 (9871 vs 93221)	1.24[1.03; 1.49]	0.03
North America	1 (124 vs 124)	1.49[0.88;2.52]	
Middle East	2 (492 vs 753)	2.29[1.50;3.51]	
Year of the study			
Before 2015	7 (3064 vs 23807)	1.47[1.08;2.02]	0.55
2015 and after	4 (7423 vs 70291)	1.30[1.01;1.67]	
Proportion of females			
≥ 50%	4 (7630 vs 70402)	1.75[1.30;2.35]	0.14
< 50%	6 (2087 vs 15142)	1.17[0.75;1.84]	
Proportion of severe disease			
≥ 10%	6 (2376 vs 8053)	1.49[1.10;2.02]	0.43
< 10%	5 (8111 vs 86045)	1.25[0.93;1.69]	
Not completing secondary education			
Geographic area			
Europe	8 (11349 vs 155173)	1.24[1.01;1.53]	0.03
North America	1 (124 vs 124)	1.00[0.14;7.21]	
Middle East	1(347 vs 353)	2.14[1.50;3.04]	
Year of the study			
Before 2015	5 (4150 vs 35173)	1.21[0.87;1.67]	0.34
2015 and after	5 (7670 vs 120477)	1.52[1.08;2.14]	
Proportion of females			
≥ 50%	4 (7630 vs 70402)	1.88[1.22;2.89]	0.04
< 50%	5 (2118 vs 64717)	1.01[0.74;1.40]	
Proportion of severe disease			
≥ 10%	6 (2478 vs 57839)	1.39[0.99;1.94]	0.77
< 10%	4 (9342 vs 97811)	1.30[1.02;1.67]	
Not completing vocational training			
Geographic area			
Europe	6 (9693 vs 140872)	1.12[1.00;1.25]	0.10
North America	1 (124 vs 124)	0.47[0.17;1.31]	
Middle East	-	-	

Subgroup	Number of studies (n CHD cases, n non-CHD)	OR (95%CI) for not achieving educational outcome per subgroup	Test for subgroup differences p value
Year of the study			
Before 2015	3 (2267 vs 20866)	1.03[0.74;1.43]	0.43
2015 and after	4 (7550 vs 120130)	1.20[0.96;1.51]	
Proportion of females			
≥ 50%	3 (7283 vs 70049)	1.10[0.73;1.65]	0.52
< 50%	3 (462 vs 50416)	1.28[1.02;1.61]	
Proportion of severe disease			
≥ 10%	3(515 vs 50329)	1.04[0.65;1.67]	0.87
< 10%	4(9302 vs 90667)	1.08[0.97;1.20]	

The proportions with each educational outcome by country, in studies that do not report a peers non-CHD group, are compared to the summary data from 'Education at a Glance' in Table 3. For the vast majority, the proportions of each outcome in CHD patients were similar to the country level data for adults.

Table 3

Educational attainment for adult (> 18 years) CHD patients compared to educational attainment in all adults (25-64-year) from the same country as the CHD patients using data from 'Education at a Glance'^a.

Study	Year	Country	CHD patients			Whole country		
			University degree %, [95 % CI]	Secondary education %, [95 % CI]	Vocational training %, [95 % CI]	University degree (%)	Secondary education (%)	Vocational education (%)
Ternestedt	2001	Sweden	27[12–48]	81[61–93]		32	81	
Nieminen	2003	Finland	10[9–11]	78[77–80]		34	76	
Moons	2009	Belgium	42[38–46]	98[96–99]	35[31–39]	33	70	2
Kovacs	2009	Canada/US	61[55–67]			41	89	
Riley JP	2011	United Kingdom	58[47–67]			38	75	
Ozcan	2012	Turkey	13[8–20]			14	32	
Bygstad	2012	Denmark	31[21–41]	68[58–78]	27[19–37]	34	77	
Pike	2012	US	61[47–74]			42	89	
Bang	2013	South Korea	85[75–92]	95[88–99]		41	82	
Opic	2015	Netherland	27[22–33]	74[68–79]		36	77	0
Karsenty	2015	France		38[30–47]		34	78	0
Kahya Eren	2015	Turkey	19[10–30]	54[41–66]		46	91	
O'Donovan	2015	New Zealand	26[18–36]			42	78	
Tumin	2017	US	51[46–56]			47	91	
Schiele	2018	US	36[29–44]			48	91	
Fedchenko	2019	Sweden	50[38–62]	93[85–98]	12[6–22]	43.3	83.2	7.4
Pfizer	2019	Germany		46[42–49]		29.1	86.7	12.2
Enomoto	2019	Japan	58[51–65]			52	100	
Connor	2019	US	50[46–44]	100[99–100]		47.4	90.8	0.4
Gleason	2019	US	59[50–68]	100[97–100]	6[4–8]	47.4	90.8	

a Education at a Glance population sample size not reported; data are presented in broad age groups and the 25–64 year old group was the one that matched best with the main age of participants across our studies

Proportions of CHD patients with each educational outcome

The pooled proportion of patients with CHD who completed a university degree, secondary education and vocational training was 36% [95%CI 30–43], 84% [95%CI 76–90] and 25% [95%CI 16–36] across all studies (Supplementary Fig. 4a,4b,4c). There was substantial between study heterogeneity and the predicted interval was 0.08 to 0.78 for obtaining a university degree, 0.23 to 0.99 for completing secondary education and 0.03 to 0.75 for completing vocational education.

Risk of bias

The item most identified at risk of bias was confounding, due to parental ethnicity, education, or age, as studies either controlled only for patient age and sex or nothing. (Supplementary Table 2)

Discussion

The main finding of the present systematic review is that despite patients and parents identifying educational attainment as a key concern, there is a paucity of research on the relationship of having a CHD and educational attainment. With an extensive search we identified only 12 studies with a comparison group of people without CHD, with only one adjusted for key confounders such as parental education, ethnicity, and age. Our meta-analysis of these studies showed a trend toward lower odds of completing a university degree, secondary education, or vocational training. However, given the sparsity of studies and between study heterogeneity the predictive intervals for all outcomes suggested educational attainment could be importantly lower or higher in those with CHD compared to their peers.

Despite we compiled all available published data since 1986 on university degree, secondary education, and vocational training in CHD patients, we found a very limited number of studies addressing this subject. Pooling evidence from studies reporting on control group we found that patients with CHD were at higher odds of not completing university, secondary and vocational educational levels compared to non-CHD peers. There was evidence that this gap was more pronounced in studies from Middle East compared to those from Europe and North America. It is likely that different educational systems might have a different impact on educational attainment among children with CHD. These aspects may include curricula, methods of teaching, access to teaching material, and the quality and extent of special educational support offered to children who might have reduced school attendance due to repeat treatments. Studies included in the present meta-analysis did not report information on educational support. However, a previous report has shown that in North America children with CHD are more likely to receive additional educational support compared with their peers (63). We also found some evidence that the gap in education attainment can be more pronounced in females. This could possibly reflect the fact that in general girls do better in school than boys, and additional needs may therefore be less apparent in girls with CHD. However, it is important to note that we have limited statistical power for any of our subgroup analyses.

The hypothesis that children with CHD may present a lower educational attainment when compared to the general population is related to the risk that they may be exposed to neurotoxic factors which can affect brain development, i.e., cyanosis, neurotoxicity related to the use of cardiopulmonary bypass and hypothermic circulatory arrest in children undergoing heart surgery. Of note, this observation has prompted recent improvements in surgical techniques and patient management, including the adoption of neuroprotective strategies, (64) which are likely to determine better neurocognitive outcomes. The incidence of psychological and psychiatric disorders such as inattention and hyperactivity have been reported to be high in CHD patients(65) and these aspects certainly impact on their academic performance. (66) Finally, patients with CHD are likely to experience recurrent chest infection, (67) (68) or repeated surgeries with frequent and prolonged absence from the school. However, we found that there is still inconclusive evidence on a lower educational attainment in these patients with only few studies reporting on a comparison group and the majority that failed to account for key confounding factors.

One recent large record-linkage study that aimed to compare attainment of self-sufficiency among CHD patients and those without CHD undertook analyses with a sibling and general population, reported also on educational attainment and these information were included in the present analysis. In our main analyses we pooled results from the general population comparison group (consistent with other studies included in the meta-analysis) but we also repeated the analysis with the odds of each education outcome in CHD patients versus their siblings, and we found very similar results to the general population comparison. Within sibling comparisons such as this are able to control for unobserved fixed family confounding, such as parental ethnicity, socioeconomic position and education.(69) Thus, these findings provide some support that the overall meta-analysis results may not be majorly affected by key family confounding but as this is one single study the potential for residual confounding to have influenced our findings should still be considered.

Although we found a trend towards lower educational attainment in CHD patients, there was a large heterogeneity across studies which is likely to reflect the heterogeneous spectrum of congenital heart defects affecting patients included in these studies. Moreover, when we compared proportion of educational attainment in individual studies with data in the general population using Educational at glance, we did not find any remarkable difference. These comparisons are limited by lack of adjustment for key confounders and the inclusion of unhealthy subjects in the general estimates, which may have determined an underestimation of proportions in the healthy population. Nonetheless, the comparisons with country level statistics underline the lack of final evidence of a remarkable disadvantage in CHD patients in terms of educational attainment.

It is therefore paramount that further rigorous investigations are conducted in this field. Meantime relevance should be given to special educational support for patients with CHD. Moreover, specific training programmes for school personnel and increased public awareness could contribute to narrow the potential gap between CHD patients and their non-CHD peers in terms of educational attainment.

Strengths and Limitations

The key strength of this study is our attempt, for the first time, to obtain and review all relevant data, including studies where the aim was to assess the association of having a CHD with educational attainment and those where this was not the aim. We acknowledge for the latter that our search strategy may have missed some studies where a description of educational attainment in patients with CHD was somewhere

in the paper. We have presented predictive intervals, as well as odds ratios and confidence intervals, which are recommended when undertaking random effects meta-analyses because of assumed between study heterogeneity, but rarely undertaken.(16).(70) We attempted to standardize academic levels achieved whilst focusing on key measures that are related to future employment, socioeconomic position and health (university, secondary and vocational training). However, we acknowledge that across different educational systems the level of knowledge and skills required is likely to vary across different systems. Our results limited by the sparsity of studies and the lack of any studies that have controlled for key confounding factors.

Challenges of undertaking research in this area and some possible opportunities

Research in this area is halted by the rarity of the conditions which limit the possibility to undertake a comprehensive assessment within the single birth cohorts. On the other hand, linkage between educational and health data has not been systematically performed. Despite recent advances in multidimensional data repositories may facilitate research in this area, large registries are unlikely to allow the discrimination between the large spectrum of CHD and their different impact on neurological development and educational attainment. Large birth cohort collaborations such as LifeCycle (71) can potentially offer the advantage of achieving a larger sample of patients with CHD (12) with granular longitudinal data and the possibility to investigate variability related to different countries and educational systems.

Conclusions

In conclusion, in the present systematic review and meta-analysis we appraised current literature on educational attainment in patients with CHD. We found that there is a limited number of studies addressing this topic and the majority of them are limited by lack of comparison group and adjustment for key confounding factors. Bearing in mind these limitations, our analysis showed some evidence of lower educational attainment in CHD patients. However, further investigations are of paramount importance.

Abbreviations

CHD: congenital heart disease

Declarations

Ethics approval and consent to participate:

Not applicable

Consent for publication:

Not applicable

Availability of data and materials:

All data generated or analysed during this study are included in this published article and its supplementary information files

Competing interests:

All authors have completed the ICMJE uniform disclosure form at www.icmje.org/coi_disclosure.pdf and declare the following.

DAL has received funding from Wellcome, the European Research Council (ERC Advanced grant and a Horizon 2020 grant), US National Institute of Health, Diabetes UK, Roche Diagnostics and Medtronic Ltd for research unrelated to that presented here.

MC has received funding from Medtronic Ltd for research unrelated to that presented.

All other authors report no financial relationships with any organisations that might have an interest in the submitted work in the previous three years; no other relationships or activities that could appear to have influenced the submitted work.

Funding for this study:

This work was supported by the British Heart Foundation Accelerator Award (AA/18/7/34219), which funds LC, and the Bristol National Institute of Health Research Biomedical Research Centre. LC, RC, and DAL work in a unit that receives support from the University of Bristol and the UK Medical Research Council (MC_UU_00011/6). DAL is supported by the BHF Chair in Cardiovascular Science and Clinical Epidemiology (CH/F/20/90003) and a National Institute of Health Research Senior Investigator (NF-0616-10102). MC is supported by the

British Heart Foundation Chair in Congenital Heart Disease (CH/1/32804). The views expressed in this publication are those of the author(s) and not necessarily those of the UK National Health Service, the National Institute for Health Research or the UK Department of Health and Social Care, or any other funders mentioned here.

Contributor and guarantor information:

The corresponding author attests that all listed authors meet authorship criteria and that no others meeting the criteria have been omitted.

Lucia Cocomello: Planning, conduct, and reporting of the work described in the article, and being responsible for the overall content as guarantor.

Arnaldo Dimagli: Conduct and reporting of the work described in the article.

Giovanni Biglino: Conduct and reporting of the work described in the article.

Rosie Cornish: Planning, conduct, and reporting of the work described in the article.

Massimo Caputo: Reporting of the work described in the article.

Deborah Lawlor: Planning, conduct, and reporting of the work described in the article, and being responsible for the overall content as guarantor.

The Corresponding Author has the right to grant on behalf of all authors and does grant on behalf of all authors, a worldwide licence to the Publishers and its licensees in perpetuity, in all forms, formats and media (whether known now or created in the future), to i) publish, reproduce, distribute, display and store the Contribution, ii) translate the Contribution into other languages, create adaptations, reprints, include within collections and create summaries, extracts and/or, abstracts of the Contribution, iii) create any other derivative work(s) based on the Contribution, iv) to exploit all subsidiary rights in the Contribution, v) the inclusion of electronic links from the Contribution to third party material where-ever it may be located; and, vi) licence any third party to do any or all of the above.

References

1. Bernier PL SA, Samoukovic G, Tchervenkov CI. The challenge of congenital heart disease worldwide: epidemiologic and demographic facts. *Semin Thorac Cardiovasc Surg Pediatr Card Surg Annu.* 2010;13:26-34.
2. Gilboa SM SJ, Nembhard WN, Fixler DE, Correa A. Mortality resulting from congenital heart disease among children and adults in the United States, 1999 to 2006. *Circulation.* 2010;122:2254-63.
3. Marelli AJ MA, Ionescu-Iltu R, Rahme E, Pilote L. Congenital heart disease in the general population: changing prevalence and age distribution. *Circulation.* 2007;115:163-72.
4. Pandya B, Cullen S, Walker F. Congenital heart disease in adults. *BMJ.* 2016;354:i3905.
5. Ladouceur M, Iserin L, Cohen S, Legendre A, Boudjemline Y, Bonnet D. Key issues of daily life in adults with congenital heart disease. *Arch Cardiovasc Dis.* 2013;106(6-7):404-12.
6. Hummer RA, Hernandez EM. The Effect of Educational Attainment on Adult Mortality in the United States. *Popul Bull.* 2013;68(1):1-16.
7. Davies NM, Dickson M, Davey Smith G, van den Berg GJ, Windmeijer F. The Causal Effects of Education on Health Outcomes in the UK Biobank. *Nat Hum Behav.* 2018;2(2):117-25.
8. Carter AR, Gill D, Davies NM, Taylor AE, Tillmann T, Vaucher J, et al. Understanding the consequences of education inequality on cardiovascular disease: mendelian randomisation study. *BMJ.* 2019;365:l1855.
9. Gerstle M, Beebe DW, Drotar D, Cassidy A, Marino BS. Executive Functioning and School Performance among Pediatric Survivors of Complex Congenital Heart Disease. *J Pediatr.* 2016;173:154-9.
10. Stroup DF, Berlin JA, Morton SC, Olkin I, Williamson GD, Rennie D, et al. Meta-analysis of observational studies in epidemiology: a proposal for reporting. Meta-analysis Of Observational Studies in Epidemiology (MOOSE) group. *JAMA.* 2000;283(15):2008-12.
11. Pearce N, Lawlor DA. Causal inference-so much more than statistics. *Int J Epidemiol.* 2016;45(6):1895-903.
12. Taylor K, Elhakeem A, Nader JLT, Yang T, Isaevska E, Richiardi L, et al. The effect of maternal pre-/early-pregnancy BMI and pregnancy smoking and alcohol on congenital heart diseases: a parental negative control study. *medRxiv.* 2020.
13. OECD. [Available from: <https://www.oecd.org/>].
14. Morgan RL, Thayer KA, Santesso N, Holloway AC, Blain R, Eftim SE, et al. A risk of bias instrument for non-randomized studies of exposures: A users' guide to its application in the context of GRADE. *Environ Int.* 2019;122:168-84.

15. Higgins JP, Thompson SG, Spiegelhalter DJ. A re-evaluation of random-effects meta-analysis. *J R Stat Soc Ser A Stat Soc.* 2009;172(1):137-59.
16. Riley RD, Higgins JP, Deeks JJ. Interpretation of random effects meta-analyses. *BMJ.* 2011;342:d549.
17. Glance Eaa. [Available from: https://www.oecd-ilibrary.org/education/education-at-a-glance-2020_69096873-en.
18. Matter LH. lhm.
19. Matter LH. transition secondary [Available from: <https://www.lhm.org.uk/information/lifestyle-information/education/transition-secondary-school/>].
20. Matter LH. university [Available from: <https://www.lhm.org.uk/information/lifestyle-information/education/guide-to-university-when-you-have-a-single-ventricle-heart-condition/>].
21. Kokkonen J, Paavilainen T. Social adaptation of young adults with congenital heart disease. *International Journal of Cardiology.* 1992;36(1):23-9.
22. Olsen M, Hjortdal VE, Mortensen LH, Christensen TD, Sørensen HT, Pedersen L. Educational achievement among long-term survivors of congenital heart defects: a Danish population-based follow-up study. *Cardiol Young.* 2011;21(2):197-203.
23. Ozcan EE, Alaattin K. Impact of congenital heart disease on higher education. *Circulation.* 2010;122 (2):e207.
24. Zomer AC, Vaartjes I, Uiterwaal CS, van der Velde ET, Sieswerda GJ, Wajon EM, et al. Social burden and lifestyle in adults with congenital heart disease. *Am J Cardiol.* 2012;109(11):1657-63.
25. Maryanne Caruana VG. Congenital Heart Disease has no Negative Impact on Educational Achievements and Employment among Maltese Adult Patients under Clinical Follow-Up. *International Cardiovascular Forum Journal.* 2016;8.
26. Udholm S, Nyboe C, Dantoft TM, Jørgensen T, Rask CU, Hjortdal VE. Small atrial septal defects are associated with psychiatric diagnoses, emotional distress, and lower educational levels. *Congenit Heart Dis.* 2019;14(5):803-10.
27. Schaefer CJ, Hoop R, Schürch-Reith S, Stambach D, Kretschmar O, Bauersfeld U, et al. Academic achievement and satisfaction in adolescents with CHD. *Cardiol Young.* 2016;26(2):257-62.
28. Nieminen H, Sairanen H, Tikanoja T, Leskinen M, Ekblad H, Galambosi P, et al. Long-term results of pediatric cardiac surgery in Finland: education, employment, marital status, and parenthood. *Pediatrics.* 2003;112(6 Pt 1):1345-50.
29. Bygstad E, Pedersen LC, Pedersen TA, Hjortdal VE. Tetralogy of Fallot in men: quality of life, family, education, and employment. *Cardiol Young.* 2012;22(4):417-23.
30. Otterstad JE, Tjore I, Sundby P. Social function of adults with isolated ventricular septal defects. Possible negative effects of surgical repair? *Scand J Soc Med.* 1986;14(1):15-23.
31. Lillehei CW, Varco RL, Cohen M, Warden HE, Gott VL, DeWall RA, et al. The first open heart corrections of tetralogy of Fallot. A 26-31 year follow-up of 106 patients. *Ann Surg.* 1986;204(4):490-502.
32. Pfitzer C, Helm PC, Rosenthal LM, Walker C, Ferentzi H, Bauer UMM, et al. Educational level and employment status in adults with congenital heart disease. *Cardiol Young.* 2018;28(1):32-8.
33. Moller JH, Patton C, Varco RL, Lillehei CW. Late results (30 to 35 years) after operative closure of isolated ventricular septal defect from 1954 to 1960. *Am J Cardiol.* 1991;68(15):1491-7.
34. Karsenty C, Hascoet S, Blot-Souletie N, Galinier M, Maury P, Mondoly P, et al. The medical past of adults with complex congenital heart disease impacts their social development and professional activity. *Archives of Cardiovascular Diseases.* 2013;106 (8-9):469-70.
35. Simko LC, McGinnis KA. Quality of life experienced by adults with congenital heart disease. *AACN clinical issues.* 2003;14(1):42-53.
36. Rose M, Köhler K, Köhler F, Sawitzky B, Fliege H, Klapp BF. Determinants of the quality of life of patients with congenital heart disease. *Qual Life Res.* 2005;14(1):35-43.
37. Eslami B, Sundin O, Macassa G, Khankeh HR, Soares JJ. Anxiety, depressive and somatic symptoms in adults with congenital heart disease. *J Psychosom Res.* 2013;74(1):49-56.
38. Rometsch S, Greutmann M, Latal B, Bernaschina I, Knirsch W, Schaefer C, et al. Predictors of quality of life in young adults with congenital heart disease. *Eur Heart J Qual Care Clin Outcomes.* 2019;5(2):161-8.
39. Opić P, Roos-Hesselink JW, Cuyper JA, Witsenburg M, van den Bosch A, van Domburg RT, et al. Psychosocial functioning of adults with congenital heart disease: outcomes of a 30-43 year longitudinal follow-up. *Clin Res Cardiol.* 2015;104(5):388-400.
40. Brandhagen DJ, Feldt RH, Williams DE. Long-term psychologic implications of congenital heart disease: A 25-year follow-up. *Mayo Clinic Proceedings.* 1991;66(5):474-9.
41. Kovacs AH, Saidi AS, Kuhl EA, Sears SF, Silversides C, Harrison JL, et al. Depression and anxiety in adult congenital heart disease: predictors and prevalence. *Int J Cardiol.* 2009;137(2):158-64.

42. Ternestedt BM, Wall K, Oddsson H, Riesenfeld T, Groth I, Schollin J. Quality of life 20 and 30 years after surgery in patients operated on for tetralogy of Fallot and for atrial septal defect. *Pediatr Cardiol.* 2001;22(2):128-32.
43. Moons P, Van Deyk K, Marquet K, De Bleser L, De Geest S, Budts W. Profile of adults with congenital heart disease having a good, moderate, or poor quality of life: a cluster analytic study. *Eur J Cardiovasc Nurs.* 2009;8(2):151-7.
44. Eren NK, Kırdök AH, Kılıçaslan B, Kocabaş U, Düzel B, Berilgen R, et al. Quality of life of patients with atrial septal defect following percutaneous closure. *Cardiol Young.* 2015;25(1):42-6.
45. Riley JP, Habibi H, Banya W, Gatzoulis MA, Lau-Walker M, Cowie MR. Education and support needs of the older adult with congenital heart disease. *Journal of Advanced Nursing.* 2012;68(5):1050-60.
46. Bang JS, Jo S, Kim GB, Kwon BS, Bae EJ, Noh CI, et al. The mental health and quality of life of adult patients with congenital heart disease. *Int J Cardiol.* 2013;170(1):49-53.
47. Pike NA, Evangelista LS, Doering LV, Eastwood JA, Lewis AB, Child JS. Quality of life, health status, and depression: comparison between adolescents and adults after the Fontan procedure with healthy counterparts. *J Cardiovasc Nurs.* 2012;27(6):539-46.
48. Chen CA, Liao SC, Wang JK, Chang CI, Chiu IS, Chen YS, et al. Quality of life in adults with congenital heart disease: biopsychosocial determinants and sex-related differences. *Heart.* 2011;97(1):38-43.
49. Tumin D, Chou H, Hayes D, Tobias JD, Galantowicz M, McConnell PI. Employment after heart transplantation among adults with congenital heart disease. *Congenital Heart Disease.* 2017;12(6):794-9.
50. Aherrera JAM, Abrahan LL, Racaza GZ, Train CQ, Jara RD. Depression and anxiety in adults with congenital heart disease using the validated filipino version of the hospital anxiety and depression score (HADS-P). *Phillippine Journal of Internal Medicine.* 2016;54(1).
51. O'Donovan CE, Painter L, Lowe B, Robinson H, Broadbent E. The impact of illness perceptions and disease severity on quality of life in congenital heart disease. *Cardiol Young.* 2016;26(1):100-9.
52. Gleason LP, Deng LX, Khan AM, Drajpuch D, Fuller S, Ludmir J, et al. Psychological distress in adults with congenital heart disease: focus beyond depression. *Cardiol Young.* 2019;29(2):185-9.
53. Schiele SE, Emery CF, Jackson JL. The role of illness uncertainty in the relationship between disease knowledge and patient-reported outcomes among adolescents and adults with congenital heart disease. *Heart Lung.* 2019;48(4):325-30.
54. Fedchenko M, Mandalenakis Z, Dellborg H, Hultsberg-Olsson G, Bjork A, Eriksson P, et al. Cardiovascular risk factors in adults with coarctation of the aorta. *Congenit Heart Dis.* 2019;14(4):549-58.
55. Sluman MA, Apers S, Sluiter JK, Nieuwenhuijsen K, Moons P, Luyckx K, et al. Education as important predictor for successful employment in adults with congenital heart disease worldwide. *Congenital Heart Disease.* 2019;14(3):362-71.
56. Enomoto J, Mizuno Y, Okajima Y, Kawasoe Y, Morishima H, Tateno S. Employment status and contributing factors among adults with congenital heart disease in Japan. *Pediatr Int.* 2020;62(3):390-8.
57. Connor B, Osborne W, Peir G, Smith M, John A. Factors Associated With Increased Exercise in Adults With Congenital Heart Disease. *American Journal of Cardiology.* 2019.
58. Madsen NL, Marino BS, Woo JG, Olsen M. Comparison of Economic Self-Sufficiency and Educational Attainment in Adults With Congenital Heart Disease Versus Siblings Without Heart Disease and to General Population. *Am J Cardiol.* 2020;135:135-42.
59. Martinez-Quintana E, Girolimetti A, Jimenez-Rodriguez S, Fraguera-Medina C, Rodriguez-Gonzalez F, Tugores A. Prevalence and predictors of psychological distress in congenital heart disease patients. *J Clin Psychol.* 2020;76(9):1705-18.
60. Steiner JM, Dhami A, Brown CE, Stout KK, Curtis JR, Engelberg RA, et al. Barriers and Facilitators of Palliative Care and Advance Care Planning in Adults With Congenital Heart Disease. *Am J Cardiol.* 2020;135:128-34.
61. Lopez Barreda R, Guerrero A, de la Cuadra JC, Scotoni M, Salas W, Baraona F, et al. Poverty, quality of life and psychological wellbeing in adults with congenital heart disease in Chile. *PLoS One.* 2020;15(10):e0240383.
62. Soufi A, Gouton M, Metton O, Mitchell J, Bernard YF, Bozio A, et al. Quality of life of adult Fontan patients. *Cardiol Young.* 2021;31(1):97-104.
63. Riehle-Colarusso T, Autry A, Razzaghi H, Boyle CA, Mahle WT, Van Naarden Braun K, et al. Congenital Heart Defects and Receipt of Special Education Services. *Pediatrics.* 2015;136(3):496-504.
64. Stegeman R, Lamur KD, van den Hoogen A, Breur J, Groenendaal F, Jansen NJG, et al. Neuroprotective Drugs in Infants With Severe Congenital Heart Disease: A Systematic Review. *Front Neurol.* 2018;9:521.
65. Shillingford AJ, Glanzman MM, Ittenbach RF, Clancy RR, Gaynor JW, Wernovsky G. Inattention, hyperactivity, and school performance in a population of school-age children with complex congenital heart disease. *Pediatrics.* 2008;121(4):e759-67.

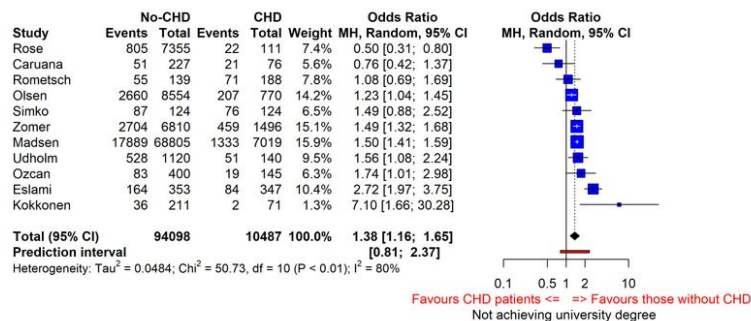
66. Barbaresi WJ, Katusic SK, Colligan RC, Weaver AL, Jacobsen SJ. Long-term school outcomes for children with attention-deficit/hyperactivity disorder: a population-based perspective. *J Dev Behav Pediatr.* 2007;28(4):265-73.
67. Joshi M, Tulloh RM. Respiratory virus prophylaxis in congenital heart disease. *Future Cardiol.* 2018;14(5):417-25.
68. Cahill TJ, Jewell PD, Denne L, Franklin RC, Frigiola A, Orchard E, et al. Contemporary epidemiology of infective endocarditis in patients with congenital heart disease: A UK prospective study. *Am Heart J.* 2019;215:70-7.
69. Lawlor DA, Tilling K, Davey Smith G. Triangulation in aetiological epidemiology. *Int J Epidemiol.* 2016;45(6):1866-86.
70. IntHout J, Ioannidis JP, Rovers MM, Goeman JJ. Plea for routinely presenting prediction intervals in meta-analysis. *BMJ Open.* 2016;6(7):e010247.
71. project L. [Available from: <https://lifecycle-project.eu/>].

Figures

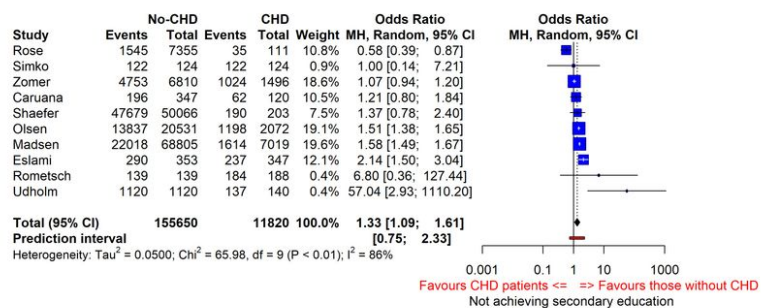
Image not available with this version

Figure 1

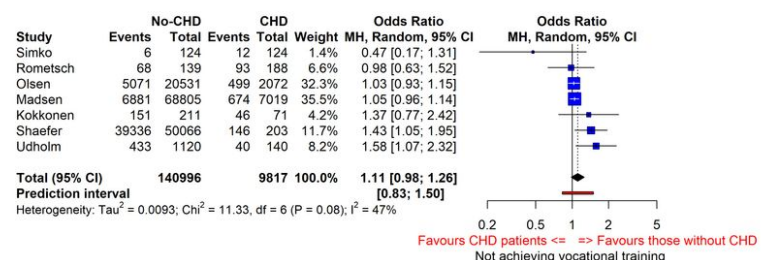
PRISMA Study chart. A total of 42 studies were eligible for inclusion in the review.



2a



2b



2c

Figure 2

2a Pooled odds ratio of not achieving university degree comparing CHD patients to those without CHD 2b Pooled odds ratio of not achieving secondary educational attainment comparing CHD patients to those without CHD 2c Pooled odds ratio of not achieving vocational training comparing CHD patients to those without CHD

Supplementary Files

This is a list of supplementary files associated with this preprint. Click to download.

- [BMCSupplementarymaterial.docx](#)