

Scotland's Rural College

Effects of global change during the 21st century on the nitrogen cycle

Fowler, D; Steadman, CE; Stevenson, D; Coyle, M; Rees, RM; Skiba, UM; Sutton, MA; Cape, JN; Dore, AJ; Vieno, M; Simpson, D; Zaehle, S; Stocker, BD; Rinaldi, M; Facchini, MC; Flechard, CR; Nemitz, E; Twigg, M; Erismann, JW; Butterbach-Bahl, K; Galloway, JN

Published in:

Atmospheric Chemistry and Physics

DOI:

[10.5194/acpd-15-1747-2015](https://doi.org/10.5194/acpd-15-1747-2015)

First published: 01/01/2015

Document Version

Publisher's PDF, also known as Version of record

[Link to publication](#)

Citation for published version (APA):

Fowler, D., Steadman, C.E., Stevenson, D., Coyle, M., Rees, R.M., Skiba, U.M., Sutton, M.A., Cape, J.N., Dore, A.J., Vieno, M., Simpson, D., Zaehle, S., Stocker, B.D., Rinaldi, M., Facchini, M.C., Flechard, C.R., Nemitz, E., Twigg, M., Erismann, J.W., ... Galloway, J.N. (2015). Effects of global change during the 21st century on the nitrogen cycle. *Atmospheric Chemistry and Physics*, 15, 13849 - 13893. <https://doi.org/10.5194/acpd-15-1747-2015>

General rights

Copyright and moral rights for the publications made accessible in the public portal are retained by the authors and/or other copyright owners and it is a condition of accessing publications that users recognise and abide by the legal requirements associated with these rights.

- Users may download and print one copy of any publication from the public portal for the purpose of private study or research.
- You may not further distribute the material or use it for any profit-making activity or commercial gain
- You may freely distribute the URL identifying the publication in the public portal ?

Take down policy

If you believe that this document breaches copyright please contact us providing details, and we will remove access to the work immediately and investigate your claim.

This discussion paper is/has been under review for the journal Atmospheric Chemistry and Physics (ACP). Please refer to the corresponding final paper in ACP if available.

Effects of global change during the 21st century on the nitrogen cycle

D. Fowler¹, C. E. Steadman^{1,2}, D. Stevenson², M. Coyle¹, R. M. Rees³,
U. M. Skiba¹, M. A. Sutton¹, J. N. Cape¹, A. J. Dore¹, M. Vieno^{1,2}, D. Simpson⁴,
S. Zaehle⁵, B. D. Stocker⁶, M. Rinaldi⁷, M. C. Facchini⁷, C. R. Flechard⁸,
E. Nemitz¹, M. Twigg¹, J. W. Erisman⁹, and J. N. Galloway¹⁰

¹Centre for Ecology & Hydrology, Bush Estate, Penicuik, Midlothian, EH26 0QB, UK

²School of GeoSciences, University of Edinburgh, Edinburgh, UK

³Scotland's Rural College (SRUC), West Mains Road, Edinburgh, EH9 3JG, UK

⁴Norwegian Meteorological Institute, EMEP-MS-CW, P.O. Box 43, 0313 Blindern, Norway

⁵Biogeochemical Integration Department, Max Planck Institute for Biogeochemistry,
Hans-Knöll-Straße 10, 07745 Jena, Germany

⁶Imperial College, Department of Life Sciences, Silwood Park, Ascot, SL5 7PY, UK

⁷ISAC-CNR, via P. Gobetti 101, 40129 Bologna, Italy

⁸INRA, Agrocampus Ouest, UMR 1069 SAS, 35042 Rennes, France

⁹Louis Bolk Institute, Hoofdstraat 24, 3972 LA, Driebergen, The Netherlands

¹⁰Department of Environmental Sciences, University of Virginia, Charlottesville, VA,
22904-4123, USA

1747

Received: 25 November 2014 – Accepted: 26 November 2014 – Published: 20 January 2015

Correspondence to: D. Fowler (dfo@ceh.ac.uk)

Published by Copernicus Publications on behalf of the European Geosciences Union.

Abstract

The global nitrogen (N) cycle at the beginning of the 21st century has been shown to be strongly influenced by the inputs of reactive nitrogen (N_r) from human activities, estimated to be 193 Tg N yr^{-1} in 2010 which is approximately equal to the sum of biological N fixation in terrestrial and marine ecosystems. According to current trajectories, changes in climate and land use during the 21st century will increase both biological and anthropogenic fixation, bringing the total to approximately 600 Tg N yr^{-1} by around 2100. The fraction contributed directly by human activities is unlikely to increase substantially if increases in nitrogen use efficiency in agriculture are achieved and control measures on combustion related emissions implemented.

Some N cycling processes emerge as particularly sensitive to climate change. One of the largest responses to climate in the processing of N_r is the emission to the atmosphere of NH_3 , which is estimated to increase from 65 Tg N yr^{-1} in 2008 to 93 Tg N yr^{-1} in 2100 assuming a change in surface temperature of 5°C even in the absence of increased anthropogenic activity. With changes in emissions in response to increased demand for animal products the combined effect would be to increase NH_3 emissions to 132 Tg N yr^{-1} . Another major change is the effect of changes in aerosol composition combined with changes in temperature. Inorganic aerosols over the polluted regions especially in Europe and North America were dominated by $(\text{NH}_4)_2\text{SO}_4$ in the 1970s to 1980s, and large reductions in emissions of SO_2 have removed most of the SO_4^{2-} from the atmosphere in these regions. Inorganic aerosols from anthropogenic emissions are now dominated by NH_4NO_3 , a volatile aerosol which contributes substantially to PM_{10} and human health effects globally as well as eutrophication and climate effects. The volatility of NH_4NO_3 and rapid dry deposition of the vapour phase dissociation products, HNO_3 and NH_3 , is estimated to be reducing the transport distances, deposition footprints and inter-country exchange of N_r in these regions.

There have been important policy initiatives on components of the global N cycle. For the most part they have been regional or country-based and have delivered sub-

1749

stantial reductions of inputs of N_r to sensitive soils, waters and the atmosphere. However, considering the magnitude of global N_r use, potential future increases, and the very large leakage of N_r in many forms to soils, waters and the atmosphere, there is a very long way to go before evidence for recovery from the effects of N_r deposition on sensitive ecosystems, or a decline in N_2O emissions to the global atmosphere are likely to be detected. Such changes would require substantial improvements in nitrogen use efficiency across the global economy combined with optimisation of transport and food consumption patterns. This would allow reductions in N_r use, inputs to the atmosphere and deposition to sensitive ecosystems. Such changes would offer substantial economic and environmental co-benefits which could help motivate the necessary actions.

1 Introduction

The global nitrogen (N) cycle has been perturbed extensively by human activity over the last 100 years with approximately two thirds of the annual flux of reactive nitrogen (N_r) entering the atmosphere at the beginning of the 21st century being anthropogenic in origin (Galloway et al., 2004; Fowler et al., 2013). This has led to widespread negative consequences through directly contributing to radiative forcing of climate, reductions in biodiversity at regional scales in terrestrial ecosystems and in damage to human health through aerosols and ozone production (Erisman et al., 2013; Sutton et al., 2011). Human modification of the N cycle also has substantial benefits, through sustaining the food supply to a global human population of seven billion and stimulating global CO_2 sequestration by terrestrial and marine ecosystems (Zaehle, 2013; Sutton et al., 2013b).

The negative effects of human N fixation, are substantial and have been estimated to be 70–320 billion Euros annually for Europe (Sutton et al., 2011; Brink et al., 2011). A comprehensive global assessment of the costs of human use of fixed N has yet to be made. However, the scale of European use, at $\sim 17 \text{ Tg N}$ annually, represents only

1750

9 % of the total anthropogenic N_r fixed annually (193 Tg N yr^{-1}). As the local hot spots of N_r use in North America and especially in East and South Asia, show values of emission and deposition similar to or larger than in Europe, it is likely that the global costs of human use of N_r are therefore an order of magnitude greater than those for Europe. This would be consistent with a preliminary estimate of global damage costs associated with N pollution of 800 (200–2000) billion US dollars per year (Sutton et al., 2013b).

The damage by N_r to ecosystems, human health and climate result from leakage of N compounds from its use in agriculture, industry and transport (Erisman et al., 2013). A particular feature of the N cycle is the combination of the large number of forms, both oxidised and reduced, in which N_r exists, with biological and chemical transformations allowing the same emitted molecule of N_r to take part in a series of effects, both negative and positive, before being transformed back to molecular nitrogen and returned to the atmospheric reservoir. This has been termed the nitrogen cascade (Galloway et al., 2003) and substantially complicates an assessment of the pathways and effects of N_r in the environment.

Recent analyses of the global N cycle have focussed on the magnitude of current fluxes, effects of human activity on the processes and effects on human health, climate and ecosystems, especially in the European Nitrogen Assessment (ENA) and US assessments (Sutton et al., 2011, 2013b; Davidson et al., 2012; Fowler et al., 2013). The extensive conversions of N_r in the environment mediated by biological and chemical processes are sensitive to environmental conditions and thus are likely to respond to changes in climate over coming decades. Thus the current global N cycle is likely to change, regardless of future changes in human activities or human intervention to regulate losses to the environment.

The likely responses of the exchanges of N_r between major reservoirs in coming decades to changes in climate and land use have not been considered extensively and are the focus of this review. The paper focuses on the effects of global changes expected this century on the processes and fluxes within the global N cycle.

1751

The potential for consequences of changes in climate and land use on the global nitrogen cycle are considerable in both the range and magnitude of effects. The processes which regulate transfers between the atmosphere and terrestrial and marine reservoirs are generally sensitive to aspects of climate that are expected to change. Many of the major transfers are mediated by biological processes, especially microbial transformations, which are very sensitive to changes in climate, especially in temperature or humidity. The exchange fluxes of N_r compounds at the Earth's surface, including emission and deposition, are regulated by a combination of atmospheric transfer and surface reactions and biological regulation through stomatal exchange and soil microbiology. These processes therefore include physical, chemical and biological interactions combining to regulate the overall process. Most of the components of the pathway are sensitive to climate, and while the response of some components to specific changes in the environment may be predicted, the overall process relies on measurements to constrain the potential range of effects (Fowler et al., 2009; Monks et al., 2009).

Some of the effects appear straightforward, such as increases in emission fluxes of nitric oxide (NO) from soils and ammonia (NH_3) from vegetation with temperature, but when the full range of expected changes in climate and the number and phase in which the N_r compounds reside are included, the responses become complex and harder to quantify. To consider the whole N cycle and interactions with climate and land use change requires a coupled global climate and global N cycle model, which to date has not been achieved. While parts of the biogeochemistry have been incorporated in global climate models, especially those linked to ozone chemistry and emissions of oxidised N (Stevenson et al., 2006), many of the interactions of reduced nitrogen compounds have yet to be included (Sutton et al., 2013b). In the absence of the global modelling needed to quantify the interactions there have been a number of investigations at regional scales. There have also been modelling studies of interactions between the carbon (C) and N cycles which provide useful insight to biogeochemical interactions.

This paper explores current knowledge of the sensitivity of emissions, atmospheric processing and removal of N compounds to changes in climate and land use from the

1752

available literature. Discussion of the likely consequences for the overall functioning of the global N cycle is provided to the extent that this is currently feasible. Consequences for human health, ecosystems and food production of these likely responses are briefly considered.

The structure of the review follows the pathway from fixation of atmospheric nitrogen, by both biological and industrial processes to emission of gaseous N_r compounds through atmospheric processing and removal by dry and wet deposition. The review concludes with a discussion of the policy implications of climate-nitrogen cycle interactions.

2 Biological nitrogen fixation

Biological nitrogen fixation (BNF) is currently estimated to provide a global annual input of approximately 300 Tg N yr^{-1} to the biosphere making it the largest single global input of N_r , although there are significant uncertainties about the magnitude and spatial distribution of fluxes (Fig. 1). If we assume that the global N cycle was in an approximate equilibrium prior to industrialisation, BNF would have been balanced by the reductive processes of denitrification returning molecular nitrogen (N_2) to the atmosphere, with estimates of around 260 Tg N yr^{-1} arising from terrestrial and oceanic sources (Galloway et al., 2004). The process of fixation is undertaken by a very limited range of highly specialised microorganisms that share an ability to use the nitrogenase enzyme to split the triple bond present in atmospheric N_2 and combine it with hydrogen to produce a source of N_r . Although the process is highly energy demanding, it is performed at ambient temperature and pressure unlike the industrial Haber-Bosch process that requires the reactants to be combined in the presence of an iron catalyst at between $300\text{--}500^\circ\text{C}$ in a reaction vessel at 20 MPa. Two main groups of organisms are responsible; free-living bacteria and algae (which are widespread in fresh water, oceans and uncultivated soils and often form mutualistic associations with a range of plant species)

1753

and symbiotic bacteria (mostly belonging to the genus *Rhizobium*) which form symbiotic associations with the roots of plants (mostly belonging to the family *Leguminosae*).

2.1 Terrestrial nitrogen fixation

In terrestrial environments, a wide diversity of both symbiotic and free-living N fixers contribute to BNF in non agricultural soils, but again a lack of measurements results in large uncertainties in reported values. A meta-analysis of published data compiled from a large number of individual measurements of N fixation carried out in diverse ecosystems reported an average annual global flux of 195 Tg N with a range of $100\text{--}290$ (Cleveland et al., 1999), although this was later revised downwards to 128 Tg (Galloway et al., 2004). It is thought that tropical environments are particularly important in contributing to terrestrial BNF, although these areas are associated with the least frequent measurements. Recent measurements of BNF by methanotrophs in pristine peatland by Vile et al. (2014) suggest appreciable inputs in these environments which have not been included in global estimates to date. Using an N balance approach in which the global N cycle is assumed to be in steady state, BNF can be estimated as the difference between inputs and outputs of N within a global context. This approach has suggested that preindustrial terrestrial BNF in natural ecosystems was only 44 Tg N yr^{-1} (Vitousek et al., 2013), however, such a low value questions whether current rates of natural BNF reported by Cleveland and others from up-scaling may be overestimated. The recent estimate of BNF in natural terrestrial ecosystems of 58 Tg N annually by Vitousek et al. (2013) is substantially smaller than other recent syntheses of the literature, which are generally in excess of 100 Tg N annually but subject to large uncertainty. The most recent measurements of BNF in peatlands, which, although representing 3 % of the world's land surface, contain approximately 25 % of the world's soil carbon, suggest an additional source in these regions in the range of 4.8 to $62.3 \text{ kg N ha}^{-1}$ annually and a mean value of $25.8 \text{ kg N ha}^{-1}$ annually (Vile et al., 2014). Given these new measurement-based values for extensive ecosystems, the value for global BNF in natural ecosystems seems unlikely to be smaller than 100 Tg N annually

1754

and the values proposed by Galloway et al. (2004) of 128 Tg N yr^{-1} is used here for 2010.

Biological N fixation provides a significant input of fixed N to agricultural systems. Prior to the development of synthetic fertilizers at the beginning of the 20th century, most of the N used to produce crops and livestock would have been derived from this source. The current input is estimated to be approximately 60 Tg N yr^{-1} , taken as the central value in the range $50\text{--}70 \text{ Tg yr}^{-1}$ from Herridge et al. (2008). This value is divided mainly between the grain legumes (peas and beans) and forage legumes (such as clover and alfalfa) contributing 21 and 19 Tg yr^{-1} respectively (Herridge et al., 2008). Estimates of BNF by the grain legumes are generally considered to be more reliable than those from forage crops since comprehensive records of the former are maintained by FAO (FAO 2012). Other minor inputs of N by BNF in agriculture include symbiotic N fixation from tropical savannas used for grazing (14 Tg) free living micro-organisms associated with rice paddies (5 Tg), and sugar cane (0.5 Tg).

The uncertainties associated with global estimates of BNF make predictions of future changes particularly challenging. During the 20th century, there has been a rapid growth in the cultivation of leguminous crops contributing to an increase in associated BNF (Galloway et al., 2004). Future growth of legume crops will be constrained by the land area available to agriculture, and increases in production are most likely to occur when legumes are grown in place of other species. Emissions of nitrous oxide (N_2O) resulting from the growth of legume crops is generally low by comparison with other crops, and the IPCC guidelines on greenhouse gas reporting assumes that the N input resulting from legume production is not associated with any N_2O emissions (IPCC, 2006). For this reason, increases in legume cultivation have been promoted as an opportunity to reduce N_2O emissions from agricultural systems by reducing emission intensity of fixed N inputs to agricultural systems (Luscher et al., 2014). Legumes also continue to provide the main source of N input to low input agricultural systems and organic farming globally.

1755

Biological N fixation associated with non-agricultural ecosystems is susceptible to changes in environmental conditions. A framework for understanding the environmental controls determining the rates of BNF in the biosphere has been proposed in which there is a coupling between N, C and Phosphorus (P) cycling (Houlton et al., 2008; Vitousek et al., 2002). Free-living and symbiotic organisms with the potential to fix N are at a selective advantage in environments with low P availability, however, the high energy costs of BNF require adequate supplies of available fixed C. Thus Net Primary Production (NPP) can be used as a proxy for changes in BNF, that can be useful for modelling purposes (Vitousek et al., 2002). The temperature sensitivity of the nitrogenase enzyme responsible for the fixation process has been clearly demonstrated in a global meta-analysis of fixation rates across dominant terrestrial biomes; the optimal temperature for fixation was found to be 25.2°C with a very sharp decline in rates of fixation below 5°C and above 40°C (Houlton et al., 2008). Projected global increases in temperature are therefore likely to be associated with increases in BNF, providing that sufficient water is available to maintain NPP. However, other environmental changes may counteract increases resulting from climate change. The process of BNF is often down regulated by the presence of fixed N. Agricultural experiments have consistently shown lower rates of fixation in the presence of high concentrations of soil mineral N and organic N inputs (Ledgard and Steele, 1992). The biological responses to temperature are generally positive and Q_{10} values are often in the range 1.5 to 3 in the range of soil temperatures between 5°C and 25°C , outside which non-linearities are common. Taking a Q_{10} of 2 and temperature increases by 2100 of 4°C , which appear probable (IPCC, 2013), the natural, terrestrial BNF in 2100 is likely to be 170 Tg N annually.

2.2 Marine biological nitrogen fixation in the 21st century

Marine N fixation is the biological conversion of dinitrogen gas (N_2) into NH_3 , and is performed by a diverse range of diazotrophs in plankton, microbial mat communities, sea grasses, coral reefs and sea sediments. Cyanobacteria of the genus *Trichodesmium* have been particularly well studied due to their prevalence and their formation of large

1756

blooms. Biological N fixation rates vary by species, and can be limited by temperature, light, oxygen, salinity, molybdenum, iron, and P. As a result, there is a great deal of variability in both the species composition of diazotrophs present in the various ocean basins, as well as the rate of N fixation, which changes regionally and seasonally.

5 Estimates have been made for global N fixation in the oceans, both by extrapolating from biological measurements, and by modelling the biogeochemistry. However, there is a great deal of uncertainty, due to the difficulties in accounting for the large regional and seasonal differences. Recent reviews include Carpenter and Capone (2008), Moore et al. (2013) and Voss et al. (2013).

10 Future changes to the ocean including increasing carbon dioxide (CO₂) concentrations, increasing stratification, and increasing temperatures, will likely result in an increase in marine nitrogen fixation. Nitrogen fixation leads to an increase in bioavailable N present in the form of ammonium and dissolved organic N (Mulholland et al., 2006). An increase in N₂ fixation would therefore lead to an increase in the amount of
15 N_r available to enable further processes in the N cycle.

The objective of this section is to characterise the current state of knowledge about marine BNF, as well as the major areas of uncertainty regarding BNF trends in the 21st century. The various factors limiting marine N fixation, the regional differences, and the predicted future impacts of changing conditions are discussed in more detail below.

20 2.2.1 Factors affecting marine nitrogen fixation

Light

Nitrogen fixers have strong preferences for specific light conditions. Depending upon the species, either light or darkness is required. Many non-heterocystous cyanobacteria fix nitrogen at night, however members of the genus *Trichodesmium* fix N only in
25 the presence of light (Capone et al., 1997). *Trichodesmium* are therefore present at the surface of the ocean, and maximum fixation occurs at midday (Carpenter and Capone, 2008). Light sensitive diazotrophs like *Trichodesmium* could be affected by decreases

1757

ing solar irradiance due to the presence of more clouds, resulting in a decrease in N₂ fixation.

Temperature

Enzyme activity generally increases with temperature, and this is true for nitrogen-fixing enzymes (nitrogenases). Staal et al. (2003) found that on short time scales, three strains of cyanobacteria exhibited a Q₁₀ ranging from 1.08 to 4.72. *Trichodesmium* exhibited a Q₁₀ of 1.12 for N₂ fixation in darkness from 20–35 °C, and a Q₁₀ of 2.06 from 15–20 °C. In the presence of light, *Trichodesmium* exhibited a Q₁₀ of 1.64 for 15–20 °C, and 1.84 for 20–35 °C. Fu et al. (2014) exposed strains of *Trichodesmium* and
10 *Crocospaera* to varying temperatures in the laboratory and found maximum N fixation to occur between 24–28 °C and 28–30 °C, respectively.

Increasing temperatures will likely cause the rate of N fixation to increase, both because enzyme activity increases at higher temperatures, and because the increase in sea surface temperatures will lead to an expansion of habitat suitable for diazotrophs
15 (Hutchins et al., 2009). Boyd and Doney (2002) predict that habitat expansion will lead to an increase in N fixation of 27 %.

Until recently, there was little evidence of marine diazotrophic activity in the cooler waters present at high latitudes (>50 degrees) (Carpenter and Capone, 2008). A recent study found substantial N fixation in the surface of the Canadian Arctic (Blais
20 et al., 2012). These recent discoveries suggest diazotrophs may be fixing N in areas previously thought to be too cold for large levels of BNF.

Oxygen

Most nitrogen-fixing enzymes are inactivated by oxygen. Diazotrophs generally deal with this by performing N fixation either at night to avoid oxygen produced during photosynthesis, or within thick walled cells called heterocysts which maintain a localised
25 anaerobic environment.

Nitrogen fixation has generally not been considered in oxygen minimum zone (OMZ) systems (Carpenter and Capone, 2008). Due to the removal of N_r by denitrification and anaerobic ammonium oxidation, OMZs have low concentrations of N_r relative to P (Canfield, 2006), and the conditions in these sites may be suitable for N fixation. Modelling efforts have considered N_2 fixation in OMZs (Canfield, 2006; Moore and Doney, 2007).

Expanding OMZs may increase areas conducive to denitrification and anaerobic ammonium oxidation. If nitrogen-fixing bacteria exist in balance with denitrification (Deutsch et al., 2007), then the increase in denitrification may lead to a corresponding increase in N_2 fixation. Oxygen minimum zones may also lead to an increase in the release of trace metals (Noble et al., 2012) and P from sediments, which could stimulate increased N_2 fixation.

Salinity

Diazotrophs may be able to live in a variety of saline conditions. For example, a *Trichodesmium* isolate was found to grow over a salinity range of 22–43 psu, but maximum growth and nitrogenase activity occurred over a narrow range of 33–37 psu (Fu and Bell, 2003). Changes in salinity are not expected to have a large effect on N fixation.

Trace metals and phosphorus

Nitrogenase requires both iron and molybdenum. Nitrogen fixation is limited by iron in approximately 35–75 % of the oceans, globally (Moore et al., 2002; Berman-Frank et al., 2001). Molybdenum is generally not growth limiting (Paerl et al., 1987; Paulsen et al., 1991) as it is readily present in seawater. However, sulphate may inhibit the uptake of molybdenum, because sulphate is also present, and is stereochemically similar to molybdate (Howarth and Cole, 1985; Marino et al., 2003).

1759

Phosphorus is necessary for organisms, however surface waters today are thought to be more limited by N rather than P over much of the oceans (Moore et al., 2007). Approximately 4 % of the world oceans are limited by P (Moore et al., 2002).

Aeolian dust deposition leads to higher levels of iron reaching the subtropical North Atlantic Ocean. Under present day conditions, P may therefore be more limiting for diazotrophs in the North Atlantic, and iron may be more limiting in the North Pacific Ocean (Prospero and Lamb, 2003). Climate change may affect the transport of aeolian dust. If drier areas become drier, or wind speed increases, the amount of dust transported from continents to the oceans may increase, which would increase nitrogen fixation in areas limited by iron. However, if the areas that receive the dust are limited by other nutrients, then the increase in dust transport would have little effect.

Stratification

A strengthening of ocean stratification may lead to a decrease in nutrient upwelling, which would in turn lead to a shortage of N at the surface, which may cause an expansion of nitrogen-limited subtropical gyres (Sarmiento et al., 2004) and possibly encourage an increased rate of N fixation.

Carbon dioxide

Both model and laboratory studies of *Trichodesmium* isolates have shown an increase in N_2 fixation associated with increasing atmospheric CO_2 concentrations. Studies with *Trichodesmium* cultures have reported a range of measurements for the increase in N_2 fixation associated with increasing CO_2 concentrations from present day levels (375–380 ppm) to projected 2100 levels (~750–1000 ppm). Studies have reported an increase in rates of around 35–65 % (Hutchins et al., 2007; Barcelos e Ramos et al., 2007; Kranz et al., 2009), and as high as 100–121 % (Hutchins et al., 2007; Levitan et al., 2007). Barcelos e Ramos et al. (2007) predicted that N_2 fixation rates for *Trichodesmium* would increase by 50 % from 60–85 Tg $N yr^{-1}$ in 2005 to 90–128 Tg $N yr^{-1}$

1760

by year 2100 with projected increases in CO₂ concentrations under a business-as-usual emission scenario (scenario IS92a).

Hutchins et al. (2009) estimated that N₂ fixation by *Trichodesmium* alone will rise from present day levels of 60 Tg N yr⁻¹ (Mahaffey et al., 2005) to 80–100 Tg N yr⁻¹ by 2100, based on the response of a *Trichodesmium* isolate to increasing CO₂ levels. Hutchins et al. (2007) found that N₂ fixation rates for *Trichodesmium* levelled off at 1250 and 1500 ppm, suggesting that N₂ fixation rates may stop increasing with increasing CO₂ levels by the year 2100.

Recent evidence indicates that unicellular cyanobacteria may fix at least as much N as *Trichodesmium* (Montoya et al., 2004). A laboratory study using the unicellular cyanobacterium *Crocospaera watsonii* found that elevating CO₂ levels from 380 to 750 ppm increased N₂ fixation rates by 40 % (Fu et al., 2008), when not limited by iron. Based on measurements of the increase in N₂ fixation rates associated with CO₂ increases for seven strains of *Trichodesmium* and *Crocospaera*, Hutchins et al. (2013) predict that over the next 100 years, N₂ fixation rates will increase by 4–23 % for these seven strains. More evidence is needed to determine if other diazotrophs will be similarly affected by rising CO₂ concentrations.

Increasing CO₂ concentrations will likely also lead to an increase in N fixation, although this increase may be offset by effects which decrease N₂ fixation. Barcelos e Ramos et al. (2007) predicted that N₂ fixation rates would increase by 50 % by year 2100 with projected increases in CO₂ concentrations, providing a strong negative feedback to increases in atmospheric CO₂.

Anthropogenic N fertilization of the ocean leads to an increase in marine uptake of CO₂, however this may lead to an increase in N₂O emissions. Duce et al. (2008) applied Redfield stoichiometry to estimates of anthropogenic N_r deposition of 54 Tg N yr⁻¹ and anthropogenic CO₂ uptake by the ocean of $\sim 2.2 \pm 0.5$ Pg C yr⁻¹ (IPCC, 2007), and calculated that the ocean may take up an additional 10 % of atmospheric anthropogenic CO₂ as a result of atmospheric deposition of N_r. However, up to two-thirds of the decrease in radiative forcing generated by this drawdown of CO₂ may be offset by an

1761

increase in radiative forcing associated with an increase in the emissions of N₂O (Duce et al., 2008). A decrease in pH due to ocean acidification from rising CO₂ levels may lead to a decrease in the bioavailability of iron (Shi et al., 2010), which may in turn lead to a decrease in N₂ fixation for diazotrophs in areas where iron is limiting.

Table 2 provides a summary of the factors influencing marine N fixation, and the expected effects on marine BNF in the 21st century.

2.2.2 Present-day and pre-industrial estimates

Estimates of global ocean N₂ fixation (shown in Fig. 2) range from 75 to 200 Tg N yr⁻¹ (Galloway et al., 2004; Carpenter and Capone, 2008; Moore et al., 2006; Deutsch et al., 2007; Eugster and Gruber, 2012; Luo et al., 2012), with recent estimates at around 130–140 Tg N yr⁻¹ (Deutsch et al., 2007; Eugster and Gruber, 2012; Luo et al., 2012). Deutsch et al. (2007) estimated global ocean N fixation to be 140 Tg N yr⁻¹, using observed nutrient concentrations and an ocean circulation model. Eugster and Gruber (2012) used two methods to estimate the preindustrial global nitrogen fixation rate in the oceans to be 131 Tg N yr⁻¹ (94, 175) and 134 Tg N yr⁻¹ (117, 150), by combining geochemical observations with a two-dimensional box model. Deutsch et al. (2007) and Eugster and Gruber (2012) found that the rates of N₂ fixation were higher in the Pacific Ocean than the Atlantic. Luo et al. (2012) compiled a global database of diazotroph abundances and N₂ fixation rates, and estimated the global pelagic (open ocean) N₂ fixation rate to be 140 ± 9.2 Tg N yr⁻¹ (arithmetic mean \pm one standard error). One possible limitation of this data set is that 99 % of the data were collected within the range of 40° S to 55° N, and if substantial N₂ fixation is found to occur outside of this range, this estimate may be an underestimate. Luo et al. (2014) applied a multiple linear regression model to the same database of field observations and found an estimate of N₂ fixation of 74 (51–110) Tg N yr⁻¹ for the open ocean.

Luo et al. (2012) note that the most common method for field measurements of N₂ fixation has recently been found to underestimate the rates for *Trichodesmium* by 62 % (Großkopf et al., 2012), so future estimates may be higher. Extrapolating from the

1762

differences found between the $^{15}\text{N}_2$ tracer bubble-addition and dissolution methods, Großkopf et al. (2012) estimate that the global marine N fixation rate measured using the new method would be $177 \pm 8 \text{ Tg N yr}^{-1}$.

Although recent midpoint estimates appear to have coalesced at around 130–140 Tg N yr^{-1} , there is still a great deal of uncertainty due to the large variance in measurements (5 to 8 orders of magnitude) (Luo et al., 2012), and recent measurements of nitrogen fixation rates in areas not previously thought to have high levels of diazotrophy.

2.2.3 Future impacts

Many factors will affect future rates of BNF. The most dramatic effects will likely be due to temperature and increasing CO_2 concentrations. We estimate that marine BNF will increase from present day estimates of 140 (100–200) Tg N yr^{-1} to 166 (120–240) Tg N yr^{-1} due to temperature effects alone. Present day BNF estimates were scaled up using the Q_{10} of 1.64 for *Trichodesmium* (15–20°C) found by Staal et al. (2003).

The implications of the various factors affecting BNF for the future are described in more detail below.

Diazotrophs have a competitive advantage over nondiazotrophs under conditions when there is a shortage of N_r relative to iron and P (Dutkiewicz et al., 2012). The projected increase in atmospheric deposition and river export of N_r to the ocean may therefore lead to a decrease in N fixation.

In addition to the factors discussed above, estimates of N fixation may increase in the future even if the true rate remained constant. This is because the most common method for taking field measurements of marine N fixation has recently been found to underestimate the rate, so future estimates of N fixation may increase as the methods become more accurate (Großkopf et al., 2012). In addition, recent evidence suggests

1763

that regions such as coastal, aphotic, and arctic regions may exhibit more N_2 fixation than previously thought.

Taken together, the factors discussed above suggest that N fixation may increase in the future, which will likely lead to an increase in ocean drawdown of CO_2 . Several feedbacks may offset this increase. Increasing rates of N_2 fixation may drive areas to P and iron limitation, thereby limiting ultimate N_2 fixation rates. The many complex factors influencing N fixation make it difficult to draw strong conclusions about future rates of marine N fixation and its influence on the C cycle.

It appears likely that overall BNF will increase during this century in both managed and natural ecosystems. The total terrestrial natural N fixation by the end of this century suggested from these arguments is 168 Tg N annually, approximately 17 % larger than the value at the beginning of the 20th century. Marine BNF is projected to increase from 120 to 166 Tg N yr^{-1} by 2100, an increase of 38 % on 2010 values.

3 Anthropogenic fixation of nitrogen in the 21st century

The demand for fixed N through the 21st century will be driven by requirements for food and industrial N_r use plus combustion related emissions and the extent of control measures to mitigate emissions and their effects. A range of authors have considered the available scenarios and possible development trajectories including most recently Winiwarter et al. (2013) and Bouwman et al. (2013). The scenarios and time scales used by these authors differ, with Bouwman et al. (2013) projecting trends only to 2050, rather than the end of the century. However, given the uncertainty in projections of this kind, they provide a useful guide for the likely trends. The projections from Winiwarter et al. (2013) are based on story lines and methodologies similar to those of the RCP (Representative Concentration Pathways) as used in the 2014 IPCC assessment of climate change through the 21st century. However, while based on the RCP scenarios, only the N_r from combustion is taken directly from the IPCC methods as N_r formation was not a focus of the scenario developments for the IPCC. Together with

1764

mineral fertilizer and industrial use of N_r , fixation is projected in the range 140 Tg N yr^{-1} to 235 Tg N yr^{-1} by 2100, depending on the RCP chosen and compares with their estimate of 170 Tg N yr^{-1} in 2000. The year 2000 value is smaller than the estimate of 210 Tg N yr^{-1} (Fowler et al., 2013), but within the uncertainties shown in each synthesis. The projections from Winiwarter et al. (2013) imply modest overall change in N_r production by human activity through the 21st century as a consequence of gradual increases in efficiency compensating for increases in demand for fertilizer and industrial N_r applications, combined with the considerable improvements expected for reductions in nitrogen oxide (NO_x) emissions from combustion. Indeed there have been important reductions in emissions of combustion N_r , as NO_x to the atmosphere throughout Europe, North America and other highly developed economies. Typically these have reduced emissions by about 50 % over the last 30 years. Similar controls are likely for combustion emissions in the rapidly developing economies of Asia in the decades ahead. However, for reduced N_r , the global trend has been a monotonic increase in N_r fixation for most countries in the world outside Europe, and the social trends in rapidly developing economies towards increased meat consumption seem likely to continue the trend. Given these historical trends and the unwillingness of governments throughout the world to regulate the supply of reduced N_r for agriculture and industry, the assumption that N_r production will remain constant through the 21st century seems implausible.

A substantial increase in nitrogen use efficiency (NUE) seems likely, as has been achieved in European agriculture over the last 30 years, but this is unlikely to prevent a continued increase in global agricultural nitrogen use. Given that human N_r production doubled between 1980 and 2010, a period in which global population increased by 2.5 billion, and medium estimates project a similar population increase by the later years of the 21st century the demand for food and other nitrogen consuming activities (transport, heating and consumer good) will lead to more industrial N fixation. Assuming NUE increases, it is possible that anthropogenic N fixation only grows by 30 % be-

1765

tween 2010 and 2100. This simplistic assumption would lead to 2100 N_r production of 273 Tg N yr^{-1} .

The global changes in fixation discussed above are summarised in Fig. 3, which show large increases in the total N fixed from 376 Tg N yr^{-1} in 2010 to 584 Tg N yr^{-1} in 2100 accompanied by substantial increases in the uncertainties of the component fluxes.

The N_r fixed by BNF and human activity is then used by and transformed within ecosystems and products of the chemical and biological processing cascade through terrestrial and marine ecosystems and the atmosphere. It is important now to consider the effect of changes in the environment this century on the fate of the N_r .

4 Effects of environmental changes on the fate of N_r in terrestrial and marine ecosystems

The total fixation of N through natural (BNF), combustion and Haber Bosch processes is projected to increase during the remainder of the 21st century, possibly to approximately 600 Tg N , an increase of 50 % over values at the beginning of the century, but subject to large uncertainties (Fig. 3). The subsequent fate of the N_r in terrestrial and marine ecosystems and the responses of the different pools of N_r to changes in climate, and especially temperature and hydrology, are now considered for terrestrial and marine ecosystems.

The fixed N , whether by natural processes in soils and the oceans or by human activities is predominantly in the reduced form as ammonia (NH_3) or ammonium (NH_4^+). Once formed, N_r is readily transformed in the environment and it is important to describe the likely effects of changes in the environment on the fate of N_r , and quantify, where possible the probable impacts due to climate and land use changes this century. In short, which are the components of the N cycle that are most responsive to expected changes in climate and land use this century?

1766

4.1 Terrestrial ecosystems: emissions of NH_3 from terrestrial ecosystems through the 21st century

The global total emissions of NH_3 at the beginning of the 21st century have been estimated by Sutton et al. (2013b), at $59.3 \text{ Tg N yr}^{-1}$ of which 33 Tg N yr^{-1} is from livestock and crops. The N_r fixed industrially through NH_3 manufacture, mainly for fertilizers, is currently 120 Tg N yr^{-1} , thus the emissions to the atmosphere from livestock and crops represent roughly a quarter of the annual fertilizer production annually, effectively fertilizing the atmosphere. This substantial quantity is of course simply the unintentional leakage of the N_r from farming systems, due to the volatility of NH_3 . Also presented in this analysis of global emissions of NH_3 are values for emissions from all other major sources. Given the spatial and temporal variability in emission rates and the sensitivity to climate, and especially temperature, the range of different emission estimates is small among the seven different estimates (35 to 65 Tg yr^{-1}) summarised, which reflects the fact that these estimates are not fully independent. It is suggested by Sutton et al. (2013b) that overall uncertainty is around $\pm 30\%$, pointing to an uncertainty range for 2008 of 46 to 85 Tg N yr^{-1} .

The forces which have governed overall industrial production of fixed N have largely been economic, responding to the demand for food and the response functions between crop productivity and fertilizer use (Jensen et al., 2011) in which the economic benefits of increased yields have driven global N fertilizer use demand. At the same time, an increase in global meat consumption per capita (Erisman et al., 2008) will have magnified fertilizer requirements and NH_3 emissions (Westhoek et al., 2014). This includes both the NH_3 emissions from fertilizer in growing animal feeds and the ammonia emissions from livestock manures, in animal houses, manure storage, land application and from grazing animals, where the use of housed livestock substantially increases emissions compared with pasture-only systems.

Global projections for future N_r use have not generally included possible control measures to reduce emissions of NH_3 to the atmosphere, which would increase the NUE.

1767

There are exceptions, in the case of the Netherlands and in Denmark, where policies to reduce the leakage of N_r to the environment led to substantial reductions in atmospheric emissions (EMEP, 2014). Although first NUE estimates have now been provided for each country in the world (Sutton et al., 2013a), it is a matter for ongoing and future analysis to show how these have evolved over time and to demonstrate the quantitative relationships between reduction between N emissions, including NH_3 , and improvement of NUE. In the global projections of N_r use through the 21st century provided by both Erisman et al. (2008, using the SRES approach) and Winiwarter et al. (2013, using the RCP approach), scenarios including the potential to improve crop NUE, while Sutton et al. (2013a), examined the N savings possible also as a result of improving NUE across the full agri-food chain.

While subject to uncertainty, the global demand for food is likely to increase by 40% by 2050 due to population growth and a changing diet (Godfray et al., 2010), especially in the rapidly developing regions, unless additional actions are taken. The largest uncertainties in estimating future emissions of NH_3 to the atmosphere are the consumption drivers (food amount, food choice), the amounts of fertilizer and manure N applied and the effect of climate on the fraction emitted (van Vuuren et al., 2011a; and Sutton et al., 2013b, respectively). Excluding the climatic interaction (which is addressed below), emissions resulting from demand for food and industrial uses, have been estimated by van Vuuren et al. (2011a) to increase from 60 Tg N yr^{-1} in 2000 to between 70 and 80 Tg N yr^{-1} by 2100.

4.1.1 Effects of changes in climate on terrestrial emissions of NH_3

The processes of exchange of NH_3 between terrestrial ecosystems and the atmosphere have been subject to detailed field studies and intercomparisons of methods (Sutton et al., 1995, 1998, 2009; Flechard et al., 1999, 2013) and are discussed further in this review. The most recent estimates of the influence of climate change on emissions of NH_3 are by Sutton et al. (2013b).

1768

The surface atmosphere exchange of NH_3 is generally described numerically using a resistance analogy in which the vertical flux (F_t), is given by the potential difference between the surface ($\chi(z'_0)$) and a reference height in the atmosphere ($\chi(z)$) divided by the sum of resistances in the pathway from the source to the reference height and comprising $R_a(z)$ and R_b , the turbulent atmospheric and quasi-laminar boundary layer resistances respectively.

$$F_t = [\chi(z'_0) - \chi(z)] / [R_a(z) + R_b]. \quad (1)$$

In most ecosystems, the concentration at the surface, ($\chi(z'_0)$) is non-zero, due to presence of NH_4^+ in the apoplast of vegetation. In these conditions the value of $\chi(z'_0)$ is proportional to a ratio $\chi = [\text{NH}_4^+] / [\text{H}^+]$ of the canopy/ground surface, where according to the thermodynamics:

$$\chi = 161\,500 / T \exp^{(-10\,380/T)} [\text{NH}_4^+] / [\text{H}^+]. \quad (2)$$

Temperatures (T) are in Kelvin and the scheme is represented schematically in Fig. 4.

Quantifying detailed changes in NH_3 emission this century requires knowledge of apoplast and leaf litter NH_4^+ and pH, scaled through the coming decades over global vegetation. The data to calculate net exchange fluxes in this way are not available. However, Sutton et al. (2013b) argue that by examining model ecosystems and their exchange of NH_3 a surrogate for the likely change may be seen in empirical data. When it comes to global upscaling of NH_3 emissions, this also needs to bear in mind that the wide range of different terrestrial NH_3 sources are likely to have differing temperature responses, due to the role of different interacting factors.

To illustrate these effects, a model ecosystem was used for which both a global modelling framework and field measurements are uniquely available, namely NH_3 emission from seabird colonies. In addition to the availability of measurements and modelling, they are also globally important sources of NH_3 and are distributed geographically across a broad range of climates, with minimal human intervention, so that the effects of climate differences can be assessed without confounding management interactions

1769

(Blackall et al., 2007; Riddick et al., 2012; Sutton et al., 2013b). This approach demonstrated a strong climate dependence in the ammonia emissions, with the modelling approach (incorporating Eq. 2), agreeing closely with the measured datasets.

Combining all sources of NH_3 emission globally, studies provided the data to model likely responses of terrestrial NH_3 emissions to a 5 degree increase in global temperature and showed that emissions in 2008 of 65 Tg- NH_3 -N (45–85), increased to 93 (64–125) Tg- NH_3 -N in 2100 (Sutton et al., 2013b), based on anthropogenic activity levels for 2008. This may be compared with an estimated increase in NH_3 emissions based on increased anthropogenic activities (excluding the climatic response), and of no-change for natural sources, of 42 % (33–52 %) increase by 2100. Combining the increases in anthropogenic activity expected up to 2100 according to the RCP8.5 (Lamarque et al., 2011), with the estimated effect of climate warming on emissions, gives an overall estimate of NH_3 emissions for 2100 of 132 (89–179) Tg N yr⁻¹. As Sutton et al. (2013b, supplementary material) point out, this value is nearly a factor of three higher than that included in the currently mapped EDGAR database, which is a consequence of including: a) additional sources (including oceans, see further below), b) the effect of the climate change feedback and c) the anticipated increase in anthropogenic activities.

4.2 Ammonia exchange over the oceans in the 21st century

In marine ecosystems $\text{NH}_3 / \text{NH}_4^+$ is produced by phytoplankton and other organisms. Although the aqueous-phase partitioning between NH_3 and its protonated form NH_4^+ is dominated by NH_4^+ , the majority of emissions are in the form of NH_3 . Ammonium is quickly assimilated by phytoplankton, so NH_3 and NH_4^+ are usually present in low concentrations in the surface ocean.

4.2.1 Factors affecting the flux of ammonia between the atmosphere and the ocean

The exchange of ammonia between the ocean and the atmosphere depends on several factors: the concentrations of ammonia in the surface layer of the ocean and in the boundary layer of the atmosphere, temperature, and wind speed (Johnson et al., 2008). The flux across the atmosphere-ocean interface can be described by (Liss and Slater, 1974):

$$F = k_g \{ (NH_{3(g)}) - K_H [NH_{(sw)}] \}, \quad (3)$$

where F is the flux from the atmosphere to the ocean ($\text{mol m}^{-2} \text{s}^{-1}$), k_g is the gas-phase transfer velocity (m s^{-1}), the NH_3 concentrations are given in mol m^{-3} , and K_H is the dimensionless Henry's Law coefficient for ammonia.

The Henry's law constant for ammonia can be calculated as follows (McKee, 2001):

$$K_H = (17.93(T / 273.15)^{(4092/T) - 9.70})^{-1}, \quad (4)$$

where T is temperature in Kelvin.

The concentration of NH_3 present in seawater depends on the partitioning between NH_3 and NH_4^+ , which is affected by pH, salinity, and temperature. This dissociation can be described by the logarithmic acid dissociation constant, pK_a (Bell et al., 2007):

$$pK_a = 10.0423 - (0.0315536T) + (0.003071S), \quad (5)$$

where T is the temperature in $^{\circ}\text{C}$, and S is salinity in g kg^{-1} . Chemical reactions and transport of NH_3 into the atmosphere (from terrestrial emissions) and the ocean (from biological activity, deposition and river export) also affect the levels of NH_3 present.

4.2.2 Flux estimates

The present-day direction of NH_3 flux is believed to be from the atmosphere to the oceans at high latitudes, where the oceans are colder, allowing more gases such as

1771

NH_3 to be dissolved. In contrast, the oceans are believed to be a source of NH_3 emissions at lower latitudes, where the oceans are warmer, promoting a greater partitioning to the gas phase (Eq. 4) and Johnson et al., 2008). When considering the global oceans together, the net flux is believed to be a small emission from the oceans to the atmosphere (Bouwman et al., 1997; Dentener and Crutzen, 1994; Galloway et al., 2004).

Ocean-atmosphere NH_3 fluxes vary across regions and seasons, and observations are limited, making it difficult to extrapolate regionally and temporally. As a result, there are only a few quantitative estimates of global flux, all of which are highly uncertain. Dentener and Crutzen (1994) estimated the flux to be 7.0 Tg N yr^{-1} from the oceans to the atmosphere. They did this by taking a distribution of dimethylsulphide (DMS) emissions modelled by Bates et al. (1987), and assuming equal molar emissions of NH_3 and DMS. Although both DMS and NH_3 are produced by phytoplankton, assuming an equal molar relationship is acknowledged by Dentener and Crutzen (1994) to be rather speculative. The relationship between NH_3 and DMS may have been tightly coupled under pre-industrial conditions, but this is unlikely to be true under the present strong anthropogenic influences on the N cycle (Johnson and Bell, 2008).

An independent estimate of global ocean NH_3 emissions was provided by Bouwman et al., (1997) who applied an ocean carbon cycle model to calculate an NH_3 flux of 8.2 Tg N yr^{-1} for 1990. However, this did not account for non-zero atmospheric NH_3 concentrations, and Bouwman et al. (1997) acknowledged that doing so might reduce the net sea-atmosphere emission flux by a factor of two. For comparison, Galloway et al. (2004) estimated preindustrial, present, and future marine NH_3 emissions using a compensation point approach to be 5.6 Tg N yr^{-1} . However, it is unlikely that the flux would remain constant over these time periods, given the human perturbations to the N cycle.

Steadman et al. (in preparation), have improved on these estimates by implementing the bi-directional flux calculation method described by Johnson et al. (2008), following Eqs. (3–5). This accounts for both regional and temporal patterns in ocean and atmo-

spheric concentrations of NH_3 and temperature. The flux is calculated by dividing the ocean surface into 5 degree grid squares, and determining the gas transfer velocity and the Henry's law constant for NH_3 within each grid square, using temperature, pH, and wind speed. The resulting estimated NH_3 flux for 2005 is 5.7 Tg N yr^{-1} from the ocean to the atmosphere. Atmospheric concentrations of NH_3 were obtained from STOCHEM (Lamarque et al., 2013; Derwent et al., 2003) model output. Surface ocean NH_3 and NH_4^+ concentrations were obtained from the British Oceanographic Data Centre.

These recent analyses suggest that the global NH_3 emission estimate of 8.2 Tg N yr^{-1} of Bouwman et al. (1997), which was incorporated into the global emissions estimates of Sutton et al. (2013b), summarised above, may be overestimated. If so, the estimates of Sutton et al. (2013b) should be reduced by around 2.5 Tg N yr^{-1} for 2008, giving total emissions of around 63 (44–82) Tg N yr^{-1} , again based on $\pm 30\%$ uncertainty.

4.2.3 Future impacts

The future ocean-atmosphere flux of NH_3 will be affected by increasing temperatures, increasing terrestrial NH_3 emissions, and ocean acidification from elevated CO_2 levels which lowers the pH of the water. The mechanism of both of these effects is an alteration of the partitioning of ammonia and ammonium in the ocean, as illustrated by Eq. (5). The lower pH results in a greater relative concentration of ammonium. The lower concentration of NH_3 will therefore result in lower emissions. Climate change and ocean acidification will also have indirect effects on ocean ecosystems, leading to changes in plankton populations and species composition.

The decreased marine emissions of NH_3 in the future, combined with increasing N deposition and export from rivers, suggest that the future oceans may accumulate more reactive N, leading to eutrophication and OMZs. Some of the additional N_r may result in an increase in denitrification and associated N_2O emissions.

1773

The expected temperature and pH changes in the ocean associated with climate change and ocean acidification will likely have a large effect on the ammonia flux. Based on the estimates of Bouwman et al. (1997), Eq. (2) and a 5°C warming scenario, Sutton et al. (2013b, Supplement) estimated that ocean NH_3 emissions would increase to 15 Tg N yr^{-1} . However, as noted above, the baseline may have been an overestimate, while the interaction with rising CO_2 levels was not included.

Preliminary model results suggest that after accounting for the increasing temperatures and terrestrial emissions associated with RCP8.5, and the expected ocean acidification (a decrease in mean surface ocean pH of 0.31, from 8.14 in 2000 to 7.83 in 2100 (IPCC, 2013)), the estimated future NH_3 flux for 2100 is 1.7 Tg N yr^{-1} . However, the flux depends greatly on temperature, ocean acidification, and terrestrial NH_3 emission estimates. If temperature increases and increasing terrestrial ammonia emissions are accounted for, but ocean acidification neglected (the effect of pH is excluded), the estimated emission for 2100 would be 9.2 Tg N yr^{-1} . If atmospheric NH_3 concentrations and ocean pH were to remain at 2000 levels, but temperatures increase as expected under RCP8.5, the estimated 2100 ammonia emission is $10.9 \text{ Tg N yr}^{-1}$. Comparison of the bars in Fig. 5 shows that in relative terms the effect of ocean acidification is the largest driver, providing more than a factor of three difference in the flux calculated by Eq. (3).

These varying estimates demonstrate the high level of uncertainty in the magnitude of future atmosphere-ocean fluxes, and show that climate change and terrestrial NH_3 emissions may lead to dramatic changes in global NH_3 processes. These estimates do not account for changes in oceanic NH_3 concentrations, which will likely increase due to increased biological activity, export of nutrients from rivers, and atmospheric deposition. These changes may be especially dramatic in coastal areas, which are strongly influenced by anthropogenic activity and would contribute to increased NH_3 emissions from the coastal zone. Databases of existing observations and projections from marine biogeochemical models will help improve our understanding of future fluxes.

1774

4.3 Terrestrial emissions of nitric oxide and nitrous oxide

4.3.1 Global sources of NO and N₂O in the atmosphere

NO_x

Sources of atmospheric NO_x (NO+NO₂) are soils, natural fires, lightening, transport from the stratosphere and combustion of fossil fuels. The sinks are in both soil through microbial uptake and the atmosphere, through reactions with OH (Miyazaki et al., 2012; Logan et al., 1983). In the troposphere the highly reactive, short-lived molecule NO is in equilibrium with NO₂, through photochemical formation and destruction of ozone (O₃). Global NO_x emissions have increased 3 to 6 fold since the industrial revolution due to increased fossil fuel and biomass burning (Prather and Ehhalt, 2001). Recent new estimates of global NO_x emissions based on a combination of a top down inventory based on satellite observations, and bottom-up inventory, the a posteriori inventory, have constrained the global budget to 40 Tg N yr⁻¹ (Jaeglé et al., 2005). Fuel combustion (fossil and biofuel) were the largest source, contributing 58 % to the total budget, followed by soils (22 %), biomass burning (14 %), lightning (8 %), stratospheric/tropospheric exchange (0.2 %) and aircraft (0.1 %) (Jaeglé et al., 2005; Martin et al., 2003). Largest soil contributions were from the African and Australian continents (39 % of total), whereas in the more industrialised and wealthier US and Europe soil emissions contributed only with 12 and 18 % to total emissions (Fig. 6). Discrepancies between the bottom-up inventory and the a posteriori inventory were largest for soil emissions, by 68 %. The monthly satellite NO_x data, links peak soil derived NO_x emissions with the onset of the rainy seasons in North equatorial Africa, and N fertilization of agricultural land in the northern and mid latitudes. These observations imply that the Yienger and Levy (1995) emission factors together with the Wang et al. (1998) algorithm for canopy exchange need to be revised upward substantially (Jaeglé et al., 2005).

Hudman et al. (2012) improved the presentation of soil NO_x emissions in global models by replacing the simple emission factors (Yienger and Levy, 1995) with equations

1775

representing spatial and temporal patterns of soil moisture, temperature, pulsing, fertilizer, manure and atmospheric N deposition and biome. This BDSNP model (Berkeley-Dalhousie Soil NO_x Parameterization) was coupled to global transport model GEOS-Chem, which normally used the Yienger and Levy (1995) (YL95) scheme for soil emissions (Wang et al., 1998), but retained the YL95 canopy reduction component. The new model calculated larger emissions for the below canopy emissions (10.7 Tg N yr⁻¹) relative to the YL95 approach (7.4 Tg N yr⁻¹). Total above canopy soil NO_x emissions were calculated at 9 Tg N yr⁻¹, in good agreement with the Jaeglé et al. (2005) study. The new model was validated using satellite nitrogen dioxide (NO₂) data provided by OMI (Ozone Monitoring Instrument, Hudman et al., 2012). Their model was able to reproduce the monsoon induced soil NO peak in North equatorial Africa and the inter-annual variability of soil NO_x fluxes over the Great Plains in the US.

N₂O

Nitrous oxide is a long-lived greenhouse gas, contributing to 10 % of the global radiative forcing (Denman et al., 2007), and in the stratosphere is now the main cause of stratospheric O₃ depletion (Ravishankara et al., 2009). Microbial denitrification and nitrification processes are responsible for 87 % of the annual global N₂O budget (18.8 Tg N yr⁻¹; Syakila and Kroeze, 2011), with contributions from natural soils (35 %), agriculture (27 %) and oceans (25 %). Non biological sources are responsible for the remaining 13 % through fossil fuel combustion, biofuel and biomass burning and industrial processes. Atmospheric N₂O concentrations have been rising since the industrial revolution from 270 ppb to over 319 ppb. It has always been assumed that increased N fertilizer use is responsible for this rise. Recent measurements of isotopic N₂O composition (^{14/15}N) in the atmosphere are consistent with this assumption (Park et al., 2012), and N fertilized agricultural soils are responsible for almost 16 % of global annual N₂O emissions. All agricultural activities are responsible for two-thirds of the total

anthropogenic N₂O emissions (Davidson and Kanter, 2014), and more than one-third is associated with animal production.

Natural soil emissions are the largest single global source of N₂O, with largest emissions from the warm wet regions in the Amazon, South-East Asia and Africa. Unfortunately these are also the regions for which data coverage is poor. Based on an artificial neural network approach and the few available field observations Zhuang et al. (2012) calculated that 30 % of the total natural soil contribution was from tropical evergreen broadleaved forests followed by 17 % for woody savannas. Their total estimate for global soil emissions was 3.4, ranging from 2.0–4.6 Tg N yr⁻¹ for the year 2000. This is lower than the range 6–7 Tg N yr⁻¹ used by Syakila and Kroeze (2011), but with the very large uncertainties these values are probably not significantly different from each other.

4.3.2 Soil processes responsible for NO and N₂O emissions

Denitrification

Denitrification is the major N loss pathway for N_r (Fig. 7). The ratio of the denitrification products N₂O and N₂ depends on localised environmental conditions in the soil. This microbial process, performed by archaea, bacteria or fungi, using oxidised nitrogen compounds such as nitrate or nitrite as an alternative electron acceptor in the absence of oxygen (Butterbach-Bahl et al., 2013), removes approximately 30–40 % of N_r inputs to watersheds (Seitzinger et al., 2006).

Microbial denitrification is a highly spatially distributed process occurring in soils, sediments or water bodies if environmental conditions become unfavourable for aerobic degradation of organic matter. It mostly occurs at aerobic/anaerobic interfaces in soils, e.g. in riparian zones where lateral water flow from upstream regions provides a steady influx of nitrogen oxides as well as dissolved organic C to the waterlogged and oxygen (O₂) depleted soil zones in such topographic depressions. Thus, riparian areas are hotspots of denitrification (Pinay et al., 2007) as well as often hotspots of

1777

soil N₂O emissions (Jungkunst et al., 2008; Butterbach-Bahl and Dannenmann, 2011). Denitrification is a heterotrophic process in which nitrate (NO₃⁻) is used as a terminal electron acceptor during the oxidation of C substrates (Groffman et al., 2006). Thus, at least three pre-conditions need to be fulfilled: (a) oxygen depletion, (b) availability of nitrogen oxides and (c) availability of easily degradable C substrates. Given these pre-conditions and the presence of an active denitrifying microbial community, thereby noting that many microbes are not only capable to breakdown organic matter under aerobic conditions, but can activate the denitrification enzyme chain under anaerobiosis, and the removal of nitrates by denitrification is a highly effective process. Denitrification is the key process in wastewater treatment plants to remove NO₃⁻, but also a major loss pathway of N fertilizers provided to arable fields to increase crop production. Loss rates of N₂O from fertilized cropland due to denitrification have been reported to be up to 240 kg N ha⁻¹ yr⁻¹ (Barton et al., 1999), thus, potentially even exceeding fertilization rates.

Denitrification is activated if soils become water-saturated or water-logged, e.g. due to heavy rainfall or irrigation. The sudden increase in soil moisture, blocking macro- and micropores with soil water, decreases O₂ diffusion into soil by approximately a factor of four. Since microbial metabolism as well as plant root respiration continues, the soil becomes anaerobic. Thus, besides being spatial highly distributed, with certain hotspots such as riparian areas in the landscape, denitrification is also temporally highly discontinuous and is a so-called “hot-moment” phenomena (Groffman et al., 2006, 2009).

Nitrification

Biological and abiotic processes in soils are responsible for the production and consumption of NO and N₂O. Principal microbial processes leading to NO / N₂O production are nitrification and denitrification, and nitrifier denitrification (Fig. 7). There may be other theoretically feasible processes, which have not yet been identified in soils (Medinets et al., 2015; Schreiber et al., 2012). Chemodenitrification, the chemical decomposition of NO₂, is an important source of NO in acid soils and soils rich in humic

1778

acids (Stevenson et al., 1970; Zumft, 1997). Reduction of nitrite (NO_2^-) to NH_4^+ is also known to be a source of N_2O in some reduced environments (Fig. 7; Baggs, 2008)

Nitrification is the microbial oxidation of NH_4^+ to nitrate (NO_3^-), with hydroxylamine and NO_2^- as essential intermediates. This process occurs in all soils and aqueous systems and involved a wide range of microorganisms. Whereas in the denitrification pathway NO and N_2O are obligate intermediates; they are by-products of nitrification and thought to operate when conditions are suboptimal for further oxidation to NO_3^- (Conrad, 1996; Baggs, 2008). Both processes take place in the same soil microsites, but even with modern technologies such as isotopic labelling, use of microelectrodes and molecular analysis, it is difficult to unravel the detailed biological pathways responsible for NO and N_2O production under different conditions (Schreiber et al., 2012). Generally, NO emissions are considered to be associated with nitrification conditions and N_2O emissions with denitrification conditions.

4.3.3 Effects of climate change on NO and N_2O emissions

How will NO and N_2O emission rates change as a result of combined changes in land use, climate and atmospheric composition? This is a rather complex question, illustrated by Fig. 8, in which the very different process which combine to regulate these microbial transformations are overlain by larger scale processes and changes. With this complexity the answer will be different for different landscapes. To predict the potential for nitrification and denitrification and emissions of the pollutants NO and N_2O , effects of environmental change need to be established at local scales as they will depend on local effects of climate, land use and atmospheric composition changes:

1. *Climate change*: This refers to the change of the primarily environmental drivers temperature and rainfall (amount, frequency, seasonal distribution), both affecting soil environmental conditions but also site and landscape hydrology, vegetation cover and substrate supply. Finally, this will also affect land use, since it can be ex-

1779

pected that farmers will adapt land use and land management as climate changes (Kicklighter et al., 2014).

2. *Land use change*: This refers to changes in vegetation cover, land use and management resulting in changes in substrate supply to the soil microbial community, but also triggers changes in soil and catchment hydrology. Changes in land use can be driven by climate change (Kicklighter et al., 2014), but economic factors, such as e.g. the recent trend to bioenergy production (e.g. Leemans et al., 1996), might be of much greater importance on time scales of years to decades. Policy and economic drivers also influences the uptake of measures aimed at promoting mitigation in the agricultural sector (MacLeod et al., 2010).

3. *Atmospheric composition change*: this mainly links to rising CO_2 concentrations, resulting in reductions in plant transpiration and increasing levels of soil moisture (e.g. Long et al., 2004), but also to changes in regional O_3 concentrations - affecting plant performance and, thus, e.g. plant litter production or transpiration - or atmospheric deposition of reactive nitrogen (Sutton et al., 2011), which is not only an additional N_r source for soil microbial processes but also drives forest C sequestration and changes in soil C and N stocks (De Vries et al., 2014), and by this affects soil environmental conditions.

Climate change effects on NO and N_2O emissions and the importance of changes in regional hydrology

Without doubt microbial activity will increase with increasing temperatures and the availability and supply of the respective substrate(s), such as easily degradable C and oxidised N compounds. If global and regional temperatures continue to increase, there is a potential for denitrification and nitrification rates also to increase. The study by Luo et al. (2014), for example, shows that in grassland soils undergoing experimental warming of 2°C over a period of 10 years, key metabolic pathways related to C and N turnover accelerated. In the case of denitrification, this increase was 12 %. However, if

summer temperatures increase whilst summer rainfall decreases, denitrification rates would decrease substantially, since the most important environmental precondition for denitrification, anaerobic conditions are not provided. These conditions would however be favourable for NO and N₂O emissions via nitrification.

5 An additional consequence of rising temperature will be increased rates of transpiration and evaporation (Long et al., 2004). In conclusion, it can be assumed, that changes in soil moisture as driven by changes in rainfall patterns and amounts and evapotranspiration fluxes will very likely dominate the overall response and overwhelm any direct temperature effects on denitrification, nitrification and NO and N₂O emissions. More-
10 over, expected changes in the hydrological cycle at regional to continental scales will affect not only the seasonality of soil moisture changes, catchment and watershed hydrology, and the size and temporal expansion and shrinking of riparian zones (Pinay et al., 2007). Thus, when considering climate change effects on NO and N₂O emissions one must include changes in rainfall (amount, frequency and seasonality), evapotranspiration and associated changes in surface and subsurface water flows and catchment/watershed hydrology in the focus (Butterbach-Bahl and Dannenmann, 2011).
15

Land use and land management effects on denitrification

Expected changes in climate are already triggering changes in land use and land management. The area of irrigated agricultural land is expanding quickly not only in semi-
20 arid but also in humid temperate climates to adapt agriculture to predicted temporal water scarcity due to climate change (Trost et al., 2013). Reviewing the existing literature on irrigation effects on soil N₂O emissions Trost et al. (2013) found that in most cases irrigation increased N₂O emissions in a range from 50 to 150 %, which is very likely caused by increased denitrification activity in such soils. Irrigation may increase
25 (Liu et al., 2010) or reduce NO emissions (Abalos et al., 2014), depending on the wetness of the soil.

The large scale introduction of no-till agriculture, especially in Latin America (Abdalla et al, 2013), may affect N₂O and NO emissions. A study by Rosa et al. (2014) which

1781

addresses denitrification activity in no-till production systems in the Argentinian pampas, suggests that increased soil aggregate stability in no-till systems, and its effects on C sequestration, water infiltration, soil aeration and microbial habitat provision, is the most important factor for explaining changes in denitrification activity, rather than
5 by changes of the microbial community (Attard et al., 2011). For a cereal field in Scotland, UK no-till increased N₂O emissions, but decreased NO emissions, whereas tillage had the opposite effect and increased NO but decreased N₂O emissions (Skiba et al., 2002).

Atmospheric composition change and denitrification

10 Atmospheric composition change, specifically increasing concentrations of atmospheric CO₂, and in some regions still increasing levels of tropospheric O₃, and atmospheric deposition of N_r to terrestrial ecosystems, influences ecosystem nutrient status and productivity. Increasing levels of atmospheric CO₂ increases water use efficiency of plant photosynthesis, resulting in increased soil moisture levels and hence
15 increased N₂O emissions by denitrification or nitrification, (e.g. Kammann et al., 2008), but probably reduced NO emissions. Also rhizodeposition of easily degradable C compounds has been shown to increase (Singh et al., 2010) as a result of additional inputs of N_r to soil by atmospheric deposition, i.e. the other denitrification substrate besides labile organic C compounds, the overall effect of atmospheric composition change on
20 denitrification should be to increase denitrification.

To predict quantitatively how climate change will affect terrestrial denitrification and nitrification rates and associated NO and N₂O emissions is extremely uncertain. The balance of evidence suggests a net increase of NO and N₂O emissions due to the increases in N_r use to need to feed a growing population and increased demand for
25 biofuels. For N₂O IPCC (2013) climate simulations, using a new set of scenarios (representative concentration scenarios RCP2.6, RCP4.5, RCP6 and RCP8.50), suggests an average increase of N₂O by 1.6 Tg N₂O-N (range -1.4 to 4.5 Tg N₂O-N) between 2010 and 2050. A similar increase in the remaining half of the 21st century would lead

1782

to an increase in emissions of 28 % over the century to 3.2 Tg N yr^{-1} in 2100. An increase in soil NO emissions during the 21st century of similar magnitude to those for N_2O seem likely, as emissions of both gases are primarily driven by agricultural and biofuel production. This would lead to soil emissions of NO in 2100 of $11.5 \text{ Tg N yr}^{-1}$.

It is clear that predicted changes in rainfall and regional hydrological cycles are more important than direct effects of temperature for large scale denitrification activity. Increases in precipitation at higher latitudes appear common to many climate model projections for the later decades of this century (IPCC, 2013), but the variability in magnitude and distribution precludes clear regional quantification. Likewise the drying of the Mediterranean basin is a common feature in some climate model simulations. Such a response would decrease N_2O emissions, but could increase NO emissions. However if soils are irrigated N_2O emissions may increase and NO emissions decrease. These expected changes are overlaid by changes in land use and land management, which are also partly triggered by climate change. Moreover, changes in atmospheric composition are indirectly feeding back on denitrification activity in soils too, e.g. by affecting plant performance and thus, nutrient and water flows. To better understand climate change effects on regional and global denitrification and nitrification activities multi-factorial climate (e.g. Mikkelsen et al., 2008) and land use/ land management change experiments are needed. Such studies have only been run for relatively short term, which hampers the detection of interactive and nonlinear effects, or the identification of thresholds and tipping points (Luo et al., 2011). Study data from multifactorial experiments are needed to test and improve process descriptions in biogeochemical and landscape models, which are finally the tools for assessing denitrification and nitrification rates including NO and N_2O emissions at landscape to continental and global levels. Ultimately only such models, linked to hydrological, climate and dynamic land-use models, might allow us to get a better idea of how NO and N_2O emissions may change under future environmental and land management conditions, even though modelling interactions at various temporal and spatial scales remains a major future challenge.

1783

5 Atmospheric processing – chemistry

Higher temperatures increase the rates of almost all chemical conversions: the higher kinetic energies associated with warmer temperatures means reactions proceed faster. Temperature has particularly important effects on two equilibria involving reactive nitrogen (Cox and Roffey, 1977; Feick and Hainer, 1954):



Higher temperatures push both these equilibria towards the right, i.e. resulting in thermal decomposition of gaseous peroxyacetyl nitrate (PAN: $\text{CH}_3\text{COO}_2\text{NO}_2$) and ammonium nitrate (NH_4NO_3) aerosol particles, effectively reducing the atmospheric lifetimes of these two species. The impacts of 21st century climate change on global atmospheric composition, via reaction (Eq. 6), have been investigated by Doherty et al. (2013). For a temperature increase of +3 K (typical for 2100 relative to present-day), the PAN lifetime in the troposphere approximately halves (from 4 to 2.5 h at mean surface temperatures of 290 K; and from 6 to 3 months at mid- to upper-tropospheric temperatures of 250 K). PAN is the main component of tropospheric NO_y , so climate change significantly reduces the size of the NO_y reservoir, reducing the long-range (or intercontinental) transport of NO_y (Doherty et al., 2013).

Liao et al. (2006) find that climate change effects (specifically the SRES A1B scenario from 2000 to 2050) leads to reduced concentrations of NH_4^+ aerosols over East Asia, and attribute this to temperature increases acting via Eq. (7). Similar results were found over the US (Pye et al., 2009).

Changes in the stratospheric source of HNO_3 are also likely as a consequence of a changing climate. Much like the predicted increase in tropospheric O_3 from enhanced stratosphere-troposphere exchange (STE), driven by a more intense Brewer-Dobson Circulation, the stratospheric O_3 enters the troposphere with some NO_y as HNO_3 . This is a small source currently estimated to be $\sim 1 \text{ Tg N yr}^{-1}$, but STE is projected to in-

1784

crease by 50–100 % over the 21st century, so this NO_y source may ~double. Stratospheric NO_y and O_3 may show different trends, so it may be more complicated than just knowing the STE air mass flux (most models just add NO_y with a fixed ratio to O_3).

5.1 Lightning-climate interactions

- 5 Lightning NO is an important natural source of tropospheric NO_x , especially the tropical upper troposphere (Schumann and Huntrieser, 2007). Nitric oxide (NO) is formed following the dissociation of molecular oxygen and N by the lightning discharge in air. Atmospheric composition is modified as described in the companion paper by Monks et al. (2014).
- 10 The effects of climate change on lightning and NO_x production have been investigated by Toumi et al. (1996), and by Reeve and Toumi, (1999) suggesting increases in both lightning and NO_x production. The estimates of increased NO_x production in a warmer climate are rather variable and range from 4 to 60 % per degree K (surface temperature change), Schumann and Huntrieser, 2007; and Williams, 2005).
- 15 Taking a value towards the lower end of the range of reported temperature responses, of $10\% \text{ K}^{-1}$ and a temperature change of 4°K by 2100, yields an increase in lightning NO_x production from 5 to 7 Tg N yr^{-1} .

6 Organic nitrogen

20 Atmospheric organic nitrogen (ON) has received increasing attention in the last two decades, nevertheless its characterisation and understanding are far from complete and it represents by far the least understood component of the atmospheric N cycle.

25 Recently, Cape et al. (2011), Cornell et al. (2011) and Jickells et al. (2013) reviewed atmospheric ON and its atmospheric cycling, providing also a technical discussion on analytical methods, their comparability and statistical caveats for data treatment. Here we provide a brief and general description of atmospheric ON, its sources, relevant

1785

properties and relations to the N cycle, with a viewpoint coherent to the aims of this review.

6.1 Atmospheric relevance

5 Organic nitrogen is a ubiquitous component of the atmosphere, mainly found in aerosols and precipitation, although present also in the gas phase (Cape et al., 2011; Cornell et al., 2011; Jickells et al., 2013). Atmospheric concentration data for the aerosol fraction in literature often refer to the water-soluble fraction of ON (WSO_N), more frequently investigated as it is considered to be more bioavailable (Seitzinger and Sanders, 1999) and climate relevant. Aerosol WSO_N atmospheric concentrations

10 range from a few to few tens of nmol N m^{-3} in a selection of remote sites by Jickells et al. (2013), reaching concentrations as high as $\sim 150 \text{ nmol N m}^{-3}$ in the Po Valley (Montero-Martinez et al., 2014) and up to $2 \mu\text{mol N m}^{-3}$ at Quingdao (China) (Shi et al., 2011). The above aerosol concentrations determine WSO_N in rainwater ranging between $5 \mu\text{mol L}^{-1}$, in remote regions, and $> 100 \mu\text{mol L}^{-1}$ as measured in China (Cornell et al., 2011).

15 The water-soluble fraction of ON contribution to total N in aerosol and rainwater has been investigated in a number of studies, with results ranging from a few percent to more than 40 % (Cornell et al., 2011). Jickells et al. (2013) reports a collection of rainwater WSO_N datasets from around the world from the studies of Cornell et al. (2003, 2011) and Zhang et al. (2012), resulting in an average ON contribution of 24 %. Similar contributions, ranging from 19 to 26 %, have been observed for aerosols in many other studies (Zhang et al., 2002; Chen et al., 2010; Lesworth et al., 2010; Kunwar and Kawamura, 2014; Miyazaki et al., 2014; Montero-Martinez et al., 2014). Nevertheless, lower WSO_N/TN contributions have been also reported: 6 % in Delaware, USA (Russell et al., 2003), 13 % in Crete (Violaki et al., 2010), 16 % in the outflow from northeast

25 India over the Bay of Bengal (Srinivas et al., 2011) and 10 % in paired urban-rural sites in Georgia (Rastogi et al., 2011). Higher contributions seem, instead, typical of China

1786

(Shi et al., 2011; Zhang et al., 2012), likely due to the use of organic manures and urea as fertilizers in agriculture (Jickells et al., 2013).

It is worth highlighting that in one of the few studies in which total ON (and not WSON) was measured, the ON/TN ratio was of the order of 70 % (western North Pacific in summer) (Miyazaki et al., 2010), suggesting an important contribution from water-insoluble ON. Russell et al. (2003) also showed an important fraction of aerosol ON in water-insoluble form. Other investigators (Li and Yu, 2004; Duan et al., 2009) which measured the total ON have not confirmed such a result. Finally, the model approach of Kanakidou et al. (2012) estimated ON as 26 % of TN deposition, globally.

These numbers provide an insight into the importance of atmospheric ON in the N cycle, even though a full understanding is far from being achieved. In particular, ON can be considered important in the long-range transport of N (e.g., Singh and Hanst, 1981; Gorzelska and Galloway, 1990; Neff et al., 2002; Matsumoto and Uematsu, 2005) because its removal processes tend to be less effective than those for nitrate and ammonium, which are generally deposited closer to their sources (Cornell et al., 2011).

At least a fraction of ON is known to be bioavailable (Timperley et al., 1985; Peierls and Paerl, 1997; Seitzinger and Sanders, 1999) therefore its deposition can provide nutrients for land and marine ecosystems. Nevertheless, the effects of ON on the surface ocean are unclear due to the large uncertainty in the sources and magnitudes of deposition. Even less is known about the potential human and ecosystem toxicity of ON (Paumen et al., 2009).

Recently, atmospheric ON has received attention because of its light-absorbing properties (Desyaterik et al., 2013). Reactions leading to the formation of ON compounds in aerosol particles or evaporating droplets have been indicated as potentially important for the formation of atmospheric brown carbon (Nozière et al., 2007; 2009; Shapiro et al., 2009; Nguyen et al., 2012; Powelson et al., 2014; Lee et al., 2013).

1787

6.2 Chemical composition

Atmospheric ON is a sub-set of the organic carbon, and in analogy with the latter, is a complex mixture of compounds with different properties and origin (e.g., Saxena and Hildemann, 1996; Jacobson et al., 2000; Neff et al., 2002). Complementary to the total ON (or WSON) determination approach, many studies have focused on measuring the concentration of individual N compounds or groups of compounds in air, aerosols or rainwater. Given the difficulties of measuring total ON, this approach is the usual course in the gas phase.

Although this approach will never account for the whole ON, it can be useful in providing insights to sources and to clarify the contribution of single species to ON. Compounds analysed in individual studies include amines, amino acids, urea, nitrophenols, alkyl amides, N-heterocyclic alkaloids and organic nitrates (Cape et al., 2011; Jickells et al., 2013), none of which results dominated the ON composition. This suggests that a large fraction of ON is associated with high molecular weight polymers, constituting the humic-like materials (HULIS) (Chen et al., 2010).

This approach has shown that in certain environments and conditions, some compounds make up a consistent fraction of atmospheric ON. For instance, amino acids have been reported to account for up to 50 % in Tasmania (Mace et al., 2003a), while Facchini et al. (2008) reports dimethyl- and diethyl-amines contributing 35 % of aerosol ON over the Eastern North-Atlantic Ocean. On the contrary, in other studies these are only minor components (e.g., Mace et al., 2003b, c; Müller et al., 2009; Violaki et al., 2010). Urea was also shown as an important contributor (>20 %) by Cornell et al. (2001) and Mace et al. (2003a) in Hawaii and Tasmania, but was reported as a minor ON component in other sites (Mace et al., 2003b, c). Recently, Zhang et al. (2012) showed that urea represents more than 40 % of rainwater WSON in China where urea is widely used as a fertilizer.

Recently, ultrahigh resolution mass spectrometry has provided new insights into ON chemical composition in aerosol and rainwater. N-containing molecules have been re-

1788

ported, for instance, by Rincon et al. (2012), Cottrell et al. (2013), O'Brien et al. (2013), Zhao et al. (2013), and Kourtchev et al. (2014), accounting for 40 to more than 50 % of the total identified molecules in their samples, for a total of thousands of compounds. These studies suggest that ON is made of both oxidised (organonitrates, nitroxy-organosulfates) and reduced (amines, imines, imidazoles) N species. Altieri et al. (2009, 2012) found similar results, with more than two-thirds of the detected ON compounds containing reduced nitrogen. Moreover, they observed significant chemical composition differences between marine and continental samples, concluding that, although the concentrations and percent contribution of WSON to total N is fairly consistent across diverse geographic regions, the chemical composition of WSON varies strongly as a function of source region and atmospheric environment. LeClair et al. (2012) reported that approximately 63 % of the CHNO and 33 % of CHNOS compounds observed in Fresno radiation fog samples exhibited a loss of HNO₃, suggesting that besides organonitrates, there might be other N containing functional groups present, such as amines, imines, and nitro groups.

These techniques detect ON compounds in a wide range of molecular weights with carbon number between 2 and 35 (Zhao et al., 2013; Cottrell et al., 2013). Nevertheless, Chen et al. (2010) has demonstrated that N containing molecules can have masses greater than 1 kDa.

6.3 Organic nitrogen sources

The complexity of ON chemical composition is reflected by its sources. ON source attribution was tentatively achieved in different studies based on size distribution, correlation with source tracers, multivariate analysis and isotopic ratios.

Many investigators report a significant spatial or temporal correlation between ON and inorganic N in aerosol and rainwater samples, with ON constituting roughly a quarter of total N in many environments (Cape et al., 2004; Zhang et al., 2012). Considering that inorganic N emissions are globally dominated by anthropogenic sources, ON has likely an important anthropogenic component (Zhang et al., 2012; Jickells et al., 2013).

1789

Many papers highlight important anthropogenic ON sources (e.g., Cornell et al., 2001; Mace et al., 2003c; Chen et al., 2010; Iinuma et al., 2010; Rastogi et al., 2011; Zamora et al., 2011; Zhang et al., 2012; Kourtchev et al., 2014; Violaki et al., 2010; Cape et al., 2004; Bencs et al., 2009). More in detail, ON seems to present higher correlation with NH₄⁺ than NO₃⁻ (Zhang et al., 2012; Cape et al., 2004; Srinivas et al., 2011). This points to an atmospheric processing of ON similar to that of reduced nitrogen, or to similar sources (Jickells et al., 2013). Indeed, several papers evidence ON formation processes via interactions between organic matter and reduced N (ammonia, amine compounds or HNCO and related gases) like Nguyen et al. (2012), Lee et al. (2013) and O'Brien et al. (2013). Nevertheless, also ON formation through NO_x or NO₃ radical chemistry is reported in the literature (e.g., Zhao et al., 2013; Fry et al., 2013).

Notwithstanding the very likely global dominance of anthropogenic sources, natural sources of ON have been reported both in the marine (Spokes et al., 2000; Cornell et al., 2011; Mace et al., 2003a; Facchini et al., 2008; Müller et al., 2009; Miyazaki et al., 2010; Kunwar et al., 2014) and continental (Miyazaki et al., 2014; Kieloaho et al., 2014; Laitinen et al., 2014) environments.

As for formation processes, primary ON sources have been reported associated with soil suspension (Chen et al., 2010), sea spray (Miyazaki et al., 2010; Barbaro et al., 2011; Scalabrin et al., 2012) and biomass burning (Desyaterik et al., 2013; Zamora et al., 2011; Mace et al., 2003b; Srinivas et al., 2011; Violaki et al., 2011). Evidence of the importance of secondary ON formation has been presented for a range of environments, involving a number of precursors (De Haan et al., 2011; Nguyen et al., 2012; Rincon et al., 2012; Fry et al., 2013; Lee et al., 2013; Miyazaki et al., 2014; O'Brien et al., 2013; Zhao et al., 2013; Kourtchev et al., 2014). Furthermore, Organic N, amines in particular, is known to play a role in atmospheric new particle formation (Murphy et al., 2007; Kurten et al., 2008; Smith et al., 2010; Kirkby et al., 2011).

Concluding, Jickells et al. (2013) summarises atmospheric ON sources in: 1) Soil dust, including in this source both ON associated with soil organic matter itself and the adsorption of ON onto dust particles; 2) Biomass burning; 3) Marine emission

both direct and via emissions of gaseous precursors; 4) Anthropogenic and agricultural sources.

6.4 Effects of future climate change on ON

The current uncertainty about ON and its sources makes very difficult to estimate how the atmospheric ON contribution to the N cycle will evolve in a climate change scenario. Zamora et al. (2011) predicted that if N pollution emissions aerosols continue to increase as predicted, inorganic N will continue to be the most important source of soluble N to the subtropical North Atlantic, based on observations made at Miami and Barbados. The current interest in atmospheric ON raises hopes about our future understanding, but certainly further efforts are needed in order to improve our predictive capability.

Although predicting the effects of future changes in climate on ON is very uncertain, given the current state of knowledge of the relative contributions of the different sources of ON in the atmosphere, some general points can be made:

1. For material derived from resuspension of soils, periods of prolonged drought and/or increased wind speeds would lead to greater amounts of airborne material than at present;
2. For material derived from biomass burning, future patterns of biomass burning (whether natural, from increased drought, or man-made, from changes in land use) will affect ON emissions;
3. Increases in average temperatures would be expected to lead to increased atmospheric concentrations of volatile and semi-volatile organic compounds, including ON species, and in particular amines and urea, both of which are related to agricultural practices. Increased emissions of volatile organic compounds (VOCs) would provide greater substrate concentrations for reactions which form atmo-

1791

spheric ON. Increased sea-surface temperatures would also lead to increased volatilisation of ON from the sea surface layer.

4. Increases in the oxidised nitrogen (NO_y) content of the atmosphere would lead to faster reaction and conversion of organic matter into N-containing material, probably in the aerosol phase, leading in turn to increased aerosol concentrations of ON. Similarly, increased oxidising capacity would lead to faster conversion of hydrocarbons into oxidised organic matter which would be expected to act as a substrate for subsequent reaction with both reduced and oxidised forms of N.
5. Changes in agricultural practice, for whatever reason, could lead to large changes in ON emissions, e.g. changes in the use of urea as a fertilizer, or changes in the management of animal wastes.

The evidence, while largely qualitative suggests increases in the absolute quantity of ON in the atmosphere due to changes in climate and the amount of N_r fixed by natural and anthropogenic activity. The ON processes which are sensitive to changes in climate and land use are summarised in Fig. 9. However, the knowledge of atmospheric processing and lifetimes of the chemical components preclude quantitative estimates of the changes this century. Many more measurements and improvements in understanding are necessary to progress from the current, unsatisfactory position.

7 Impacts of global change on ecosystem/atmosphere reactive nitrogen exchange processes

A wide range of atmospheric N_r compounds (reduced N_r including gaseous NH_3 , amines and aerosol NH_4^+ ; and oxidised N_r including gaseous NO , NO_2 , HONO , HNO_3 , PAN, PPN and aerosol NO_3^-) are emitted by, and/or dry-deposited to, the Earth's surface (vegetation, soils, water bodies, built-up areas) (Flechard et al., 2011). The sign and magnitude of their exchange fluxes are governed not only by their chemical properties, but also by meteorological, physical, chemical and biological processes. For many

1792

of these species (e.g. NH_3 , HONO , NO_2) the exchange can be bi-directional (Flechar et al., 2013; Oswald et al., 2013; Neirynck et al., 2007), with emissions occurring when the surface potential exceeds the atmospheric concentration, or vice-versa.

All transfer processes between the atmosphere and the surface (vertical turbulent transport, ecosystem air column chemistry, surface/vegetation sink or source strength) are potentially affected by global change, not just through altered climate and elevated CO_2 and the knock-on effects on global vegetation and the ocean, but also (i) through changes in the mixing ratios of other pollutants such as O_3 and sulfur dioxide (SO_2) that affect stomatal function and/or surface chemical sinks, (ii) through changes in land use, land cover and agricultural as well as silvicultural practices, and even (iii) through the feed-back of elevated N_r deposition on ecosystem functioning.

7.1 Impacts on processes regulating surface N_r sink/source strength

7.1.1 Vertical atmospheric transport

Deposition rates are not only governed by the surface properties, but further constrained by turbulence. By contrast, some emission processes are purely governed by the production process, and are thought to occur even when turbulence is low. Other emission processes are governed by the equilibrium between surface pools and the gas-phase concentration and are affected by the efficiency with which emitted molecules are dispersed vertically, thus lowering the concentration at the surface and promoting further emission.

Compounds whose deposition rates are particularly sensitive to atmospheric turbulence include those for which vegetation is thought to provide a perfect sink, including nitric acid, and those contained in aerosols. Thus, surface wind speed, friction velocity, atmospheric stability and surface roughness control the rates of vertical turbulent transport of N_r trace gases and aerosols through the surface layer and within the canopy. The aerodynamic (R_a) and viscous sub-layer (R_b) resistances to dry deposition are both inversely proportional to the friction velocity (Monteith and Unsworth, 2013). A

1793

comparison over the period 1988–2010 of recent linear trends in global surface wind speeds from satellite data, from in situ data and from atmospheric reanalyses, showed (i) a pattern of positive and negative trend bands across the North Atlantic Ocean and positive trends along the west coast of North America, and (ii) a strengthening of the Southern Ocean winds, consistent with the increasing trend in the Southern Annular Mode and with observed changes in wind stress fields (Fig. 2.38 in IPCC, 2013). The decadal trends in surface winds on land were mostly of the order of 0 to $+0.2 \text{ m s}^{-1} \text{ decade}^{-1}$, with large areas of the Southern Pacific experiencing increases of up to $+0.5 \text{ m s}^{-1} \text{ decade}^{-1}$. Future trends in surface wind speed are unclear, but it is clear that increases of such magnitudes could enhance atmospheric dry removal rates and shorten pollutant atmospheric lifetimes.

Similarly, changes in land cover and associated surface roughness are likely to affect the atmospheric lifetime of gases and aerosol compounds alike. Large-scale deforestation, for example, would reduce the deposition rate of aerosol significantly, while changes in crop types and tree species would have more subtle, but potentially important effects. For example, Davidson et al. (1982) showed that aerosol deposition rates to different grass species could differ by a factor of 10, in response to the microstructures (e.g. hairs) of the leaves.

7.1.2 Stomatal exchange

The flux of gaseous N_r pollutants into or out of sub-stomatal cavities of vascular plants is controlled primarily by the stoma-atmosphere concentration gradient and by stomatal conductance (G_s) (Baldocchi et al., 1987). Free-air carbon dioxide enrichment (FACE) experiments have suggested that elevated CO_2 concentrations result in a substantial reduction in ecosystem-scale G_s (typically -20 to -30%) (Ainsworth and Rogers, 2007), while the projected elevations in tropospheric O_3 will also reduce G_s by typically 10% to 20% (Wittig et al., 2007). The combined impacts on G_s of elevated CO_2 and O_3 in a future climate are less clear, however, due to nonlinear interactions between plant responses to CO_2 and O_3 . For example, the CO_2 -induced reduction in G_s helps

1794

alleviate future O₃ plant damage by mitigating stomatal phytotoxic O₃ uptake (Sitch et al., 2007).

Rising temperatures will on the other hand also impact G_s through a further reduction in stomatal opening under heat waves, or conversely through an increase in G_s in colder climates and an extension of the growing season. Changes in precipitation patterns will however likely affect G_s to a larger extent than temperature if they result in more frequent droughts during the growing season. The N_r species whose dry deposition is most affected by changes in G_s is probably NO₂, due to its low affinity for non-stomatal sinks (Flechard et al., 2011), but the effect could also be significant for water insoluble organic N compounds such as peroxyacyl nitrates (PANs).

In the specific case of NH₃, unlike other N_r species, another major control of the stomatal flux is the stomatal compensation point (Meyer, 1973), i.e. the leaf-level NH₃ concentration that reflects the thermodynamic equilibrium with apoplastic NH₄⁺, which itself results from cellular exchange and the balance of cytoplasmic consumption and production (Farquhar et al., 1980; Massad et al., 2010b). The combined temperature-dependent solubility (Henry's law) and dissociation constants result in an effective Q_{10} of 3–4 (Sutton et al., 2013b), which would see the NH₃ compensation point approximately double with a temperature increase of 5 K. This is the same effect that will increase emissions from agricultural point sources in a future climate (cf Sect. 4.1.1). For vegetation this effect only holds, however, if the emission potential represented by the apoplastic Γ ratio ($\Gamma = [\text{NH}_4^+] / [\text{H}^+]$) remains constant. Ecosystem modelling (e.g. Riedo et al., 2002) suggests that variations in apoplastic [NH₄⁺] might be expected in response to global change, e.g. with rising temperature and CO₂ affecting primary productivity and soil/plant N cycling. Apoplastic pH itself could also be affected by global change; a doubling of CO₂ (from 350 to 700 ppm) can alkalise the apoplast by 0.2 pH units (Felle and Hanstein, 2002); similarly, droughts can induce increased apoplastic alkalinity by a few tenths of a pH unit (Sharp and Davies, 2009; Wilkinson and Davies, 2008). Because nitric oxide (NO) is an important internal signaling compound that is also released in response to ozone exposure (Velikova et al., 2005; Ederli et al., 2006),

1795

increased ozone exposure in a future chemical climate might lead to elevated compensation points for NO. This NO source is currently not usually represented in exchange models.

7.1.3 Non-stomatal plant surfaces

Vegetation surfaces other than stomatal apertures (leaf cuticle, stems, bark of tree trunk and branches, also senescent leaves) are generally considered efficient sinks for NH₃ and especially HNO₃, particularly so if these surfaces are wet from rain or dew. Soluble N_r gases will readily be taken up by surface water films, although their affinity for NH₃ is expected to decrease as pH increases beyond seven (Walker et al., 2013), or if the NH_x accumulated in surface wetness leads to a saturation effect, reducing the sink strength (Jones et al., 2007). The atmospheric SO₂ to NH₃ molar ratio, or the total acids (2 · SO₂ + HNO₃ + HCl) to NH₃ ratio, have been used in some inferential or chemical transport models (CTM) to scale non-stomatal resistance to surface NH₃ deposition (Massad et al., 2010a; Simpson et al., 2012).

Chemical composition and size of the wetness pool are thus key to the N_r gas removal efficiency (Flechard et al., 1999). It follows that global changes affecting the frequency and intensity of rain or dew, the subsequent evaporation rate of surface water, and the relative abundances of atmospheric alkaline compounds (NH_x, amines from agriculture; base cations from sea spray and soil erosion) versus acidic species (NO_y, SO_x, HCl from traffic, household and industrial sources) are likely to affect non-stomatal sink strengths for most water-soluble N_r species. Rising atmospheric CO₂ itself will acidify rainfall and any plant or terrestrial surface wetness, as well as freshwater and the ocean. As an illustration, the pH of pure water in equilibrium with ambient CO₂ at 15 °C is 5.60 for current (399.5 ppm) CO₂ concentrations; this would drop to 5.59, 5.53, 5.48 and 5.41 for the 2100 CO₂ levels, predicted in the Representative Concentration Pathway scenarios, of 420.9 ppm (RCP2.6), 538.4 ppm (RCP4.5), 669.7 ppm (RCP6.0) and 935.9 (RCP8.5), respectively (IPCC, 2013). In real solutions, buffering effects could mitigate the impact of CO₂, but global ocean surface pH projections for

1796

2100 do range from 8.05 (RCP2.6) to 7.75 (RCP8.5), versus 8.1 currently, which will mitigate the temperature-induced increase in sea NH_3 emissions.

Global atmospheric emission projections for NO_x and NH_3 for the year 2100 mostly range from around 15 to 75 Tg N yr^{-1} and from around 45 to 65 Tg N yr^{-1} , respectively, compared with similar current emissions levels of around 40 Tg N yr^{-1} for both; those for SO_2 emissions mostly range from around 15 to 40 Tg S yr^{-1} in 2100, versus around 55 Tg S yr^{-1} currently (van Vuuren et al., 2011a, 2011b). If one defines the global emission ratio $(2 \cdot \text{SO}_2 + \text{NO}_x) / \text{NH}_3$ (on a molar basis) as a proxy for global atmospheric acidity/alkalinity, this yields a current global value of around 2.2 mol mol^{-1} , while values based on 2100 emission projections range from 0.4 to 2.4 mol mol^{-1} , with a mean value of 1.2 mol mol^{-1} , i.e. a decrease of the ratio of 45 %. If, as suggested by Sutton et al. (2013b), a global temperature rise of 5 K induces an additional – and generally unaccounted for – increase of 42 % in global NH_3 emissions (on top of those attributed to increased anthropogenic activities), the reduction in the ratio is 61 %. For Europe, where emission reductions are likely to continue for SO_2 and NO_x , by 75–90 % and by 65–70 %, respectively, by the year 2050, and with more or less constant NH_3 emissions (Engardt and Langner, 2013; Simpson et al., 2014), the ratio would drop by 75 % from around 2.3 to 0.6 mol mol^{-1} . The resulting drop in acidity of water films on terrestrial plant surfaces (also reflected in projected reductions in acid deposition – see e.g. Lamarque et al., 2013) is expected to reduce non-stomatal NH_3 uptake significantly, and is a direct consequence of mitigation policies likely being implemented throughout the world for SO_x and NO_x emissions, but not for NH_3 except in very few countries.

This first-order estimate in the acidity ratio ignores nonlinearities caused by a change in the lifetime of individual atmospheric pollutants in response to climate and composition change. Rising temperatures would enhance chemical reaction rates on leaf surfaces as well as in the atmosphere (e.g. SO_2 oxidation to SO_4^{2-}), also affecting pH, but perhaps more significantly, a warming would favour the partitioning of dissolved species in water films (NH_3 , SO_2) – and of volatile N_r -containing aerosols (e.g. NH_4NO_3 , NH_4Cl) – towards the gas phase. The non-stomatal surface resistance to NH_3 deposition has

1797

been shown over grassland to be both relative humidity- and temperature- dependent, roughly doubling with every additional 5 K (Flechard et al., 2010), consistent with solubility and dissociation thermodynamics of $\text{NH}_3(\text{gas}) / \text{NH}_3 \cdot \text{H}_2\text{O} / \text{NH}_4^+$.

Surface warming is thus generally expected to reduce the non-stomatal N_r sink strength, especially for NH_3 , with the notable exception of frozen surfaces, over which the effect of warming could be opposite. Surface/atmosphere NH_3 flux measurements over moorland have in fact shown that at sub-zero temperatures the non-stomatal sink is much reduced, but also that the canopy resistance decreases as surface ice or snow melts (Flechard and Fowler, 1998). Warming is expected to be strongest in the mid and especially higher latitudes (IPCC, 2013), such that vast regions in temperate to boreal climates could experience much shorter winters and significantly reduced numbers of frost days, increasing the wintertime N_r sink strength. Further, because ambient NH_3 concentrations should increase globally (higher ground-based emissions, and a decreased volatile aerosol NH_4^+ /total NH_x fraction), predicting the net impact on deposition fluxes is a challenge. Similarly, a reduced aerosol NO_3^- / total NO_y fraction, and relatively higher HNO_3 concentration, ought to favour overall greater NO_y dry deposition, since HNO_3 deposits much faster than NH_4NO_3 aerosol (Nemitz et al., 2009; Fowler et al., 2009).

7.1.4 Soil surface exchange

Soils and surface leaf litter are both sinks and sources of N_r . The expected impacts of global change on the soil-level source strength for NH_3 , NO and N_2O are described in detail elsewhere in this review (Sect. 4.1.1), and are essentially controlled by changes in agricultural management and cropping practices (especially fertilizer inputs: form, quantity, technique and timing of application), and by changes in climate that affect soil temperature and moisture, impacting on the turnover of soil organic matter (heterotrophic respiration), fertilizer infiltration, NH_3 volatilisation and the rates of nitrification and denitrification (Butterbach-Bahl and Dannenmann, 2011; Sutton et al., 2013b; Flechard et al., 2013). On the other hand, the N_r sink strength of soils and litter surfaces

1798

is governed by the same processes – and should be similarly impacted by changes in meteorological, physical and chemical drivers – as the canopy non-stomatal sink (see above). One essential difference, though, is that soil and decaying plant material in the litter layer are much more buffered media than is leaf surface wetness, such that smaller shifts in pH may be expected in response to the same atmospheric drivers. However, soil acidification may result from increased agricultural intensification in the 21st century, from increased N deposition onto semi-natural systems, and possibly from global hydrological changes impacting on soil oxygen availability and denitrification.

7.1.5 Chemical interactions during the exchange process

Global change may also impact air column chemical processing within and just above vegetation canopies, creating vertical flux divergence and altering the N_r sink (or source) strength. Here, for N, the main chemical interactions are those between NO, O_3 and NO_2 as well as the gas / aerosol partitioning involving volatile ammonium salts, primarily NH_4NO_3 and to a much lesser extent NH_4Cl .

Increasing global tropospheric O_3 concentrations (Sitch et al., 2007) should raise the within-canopy oxidation capacity for soil-emitted NO, thereby transforming more soil NO into NO_2 which can be at least partially recaptured by the overlying canopy, thus reducing total NO_x emission (or increasing net NO_x deposition) (Duyzer et al., 2004). Near and in-canopy chemistry are driven by the sharp gradients in concentrations and meteorological drivers near the ground. Thus they represent subgrid process for typical chemical transport models, where the bottom layer in which chemistry is calculated typically averages over tens of meters. Most models apply empirical formulations of the in-canopy chemical conversion and subsequent canopy reduction of the NO emission (Yienger and Levy, 1995) that do not mechanistically respond to changes in vegetation and chemical climate. Applying a subgrid model within a chemistry-climate model to analyse the impacts of land cover and land use changes on atmospheric chemistry at the global scale by 2050, Ganzeveld et al. (2010) calculated that changes in atmosphere-biosphere fluxes of NO_x would be small, pointing to compensating effects:

1799

although global soil NO emissions were expected to increase by $\sim 1.2 \text{ Tg N yr}^{-1}$ (+ 9 %), decreases in soil NO emissions in deforested regions in Africa and elsewhere would be offset by a larger canopy release of NO_x caused by reduced foliage NO_2 uptake. More studies of this type are needed provide a more robust basis for prediction.

Recent advances in instrumentation to measure surface/atmosphere exchange fluxes of individual aerosol chemical components with micrometeorological techniques have led to the revelation that while effective deposition rates of sulfate are of the magnitude predicted by mechanistic aerosol deposition models ($< 2 \text{ mm s}^{-1}$ for short vegetation and $1 \text{ to } 10 \text{ mm s}^{-1}$ to forest), measured deposition rates of NO_3^- often reach daytime values in excess of 50 mm s^{-1} (Thomas, 2007; Wolff et al., 2007, 2011; Ryder, 2010). This observation is due to the fact that some of the aerosol NH_4NO_3 that passes the measurement height dissociates into NH_3 and HNO_3 before interacting with the surface and therefore deposits at an apparent deposition rate that reflects gas-phase deposition rather than physical interaction of particles with vegetation. The volatilisation of NH_4NO_3 is driven by the depletion of NH_3 and HNO_3 near and in canopies, due to their dry deposition, coupled with an increase in temperature which typically peaks at the top of the canopy during daytime.

The impact of near-surface column chemistry on the exchange flux actually depends (i) on the gradients in drivers of disequilibrium (relative mixing ratios of N_r species; gradients in temperature and relative humidity) and (ii) on the comparative time-scales of chemical reactions and turbulent transfer to/from the surface (Nemitz et al., 2000). Global warming will shift the NH_4 - HNO_3 - NH_4NO_3 equilibrium further towards the gas phase, which will reduce the concentrations of NH_4NO_3 . However, as discussed above and in Sect. 4.1.1, NH_3 emissions are likely to increase. NO_x emissions might well decrease, but the oxidation capacity of the atmosphere that governs the conversion of NO_x to HNO_3 is more likely to increase and the change in absolute NH_4NO_3 concentrations is therefore difficult to predict accurately.

The contribution of NH_4NO_3 to European total aerosol concentration is demonstrated in Fig. 10 which summarises campaign-based measurements of submicron aerosol

composition across a coordinated network. During the colder seasons in particular, NH_4NO_3 was the single largest contributor to PM_{10} in north-west Europe, often exceeding the importance of organic aerosol and sulfates. Exceptions were sites on Crete (higher temperature), in Finland (few local emissions) and at high elevations sites (long transport time, no local emissions). Even at fairly remote sites such as the Scottish EMEP Supersite “Auchencorth Moss”, NH_4NO_3 often accounts for the bulk of the PM_{10} aerosol mass during pollution events (Fig. 11). Thus, the effect of climate change on the evolution of NH_4NO_3 has important consequences for exceedances of PM air quality objectives and for the climate system.

The impact of climate change on the interaction between aerosol volatility and surface exchange is less closely linked to changes in absolute temperature and humidity (these govern the overall atmospheric burden), but to changes in near-surface gradients in temperature, humidity and gas-phase concentrations. Increased solar radiation and reduction in evapotranspiration as a result of decreased stomatal conductance (see above) is likely to increase sensible heat fluxes and associated temperature gradients.

For the $\text{NH}_3 / \text{HNO}_3 / \text{NH}_4\text{NO}_3$ and $\text{NH}_3 / \text{HCl} / \text{NH}_4\text{Cl}$ gas-aerosol equilibria, a surface warming and a lowering of relative humidity in a future climate would favour the faster depositing gas phase (NH_3 , HNO_3) over the slower depositing NH_4^+ and NO_3^- aerosol. In addition, reduced NO_x emissions by 2100 (van Vuuren et al., 2011a) may result in lower HNO_3 concentrations and thus reduce the secondary inorganic aerosol sink for NH_3 . The impact of these processes on the atmospheric lifetimes and travel distances for NH_3 and N_r in general, however, must be set against the expected (temperature-induced) increase in both non-stomatal resistance and in stomatal compensation point for NH_3 , which would have opposite effects.

7.2 Regional and global projections for nitrogen deposition

Future trends in total (wet and dry) atmospheric N_r deposition can be simulated on the basis of CTM runs forced by climate and emission scenarios (Lamarque et al.,

1801

2005, 2013; Engardt and Langner, 2013; Simpson et al., 2014). At the regional scale, European climate/chemistry/deposition studies suggest that with current emission projections the main driver of future N_r deposition changes is the specified future emission change (Engardt and Langner, 2013; Simpson et al., 2014). These two studies both found significant reductions in oxidised N concentrations and deposition over Europe, and much smaller changes (both increases and decreases) in reduced N deposition, with climatic changes in having only moderate impact on total deposition. These two studies also demonstrated that the lack of sulfur and oxidised N in the future atmosphere would result in a much larger fraction of NH_x being present in the form of gaseous NH_3 . Simpson et al. (2014) predicted a large increase in gaseous NH_3 deposition in most of Europe, but with large corresponding decreases in aerosol NH_4^+ . Although not the focus of their study, the change of NH_4^+ to NH_3 , while not greatly reducing the European export, would result in shorter transport distances within Europe with likely important impacts on the protection of sensitive ecosystems.

A separate recent sensitivity study has revealed that the effect of NH_4NO_3 volatilisation near and in plant canopies lowers European surface concentrations of fine NO_3^- by typically 30 % at the annual average (Nemitz et al., 2014). At the same time it increases the effective NO_3^- deposition by a factor of four. While some models are now able to account for some of this effect (e.g. the EMEP model; Simpson et al., 2012), it is not included in the majority of models. However, this effect has not yet been projected into the future to quantify the impacts of changes in climate.

Hemispheric N_r deposition projections (Hedegaard et al., 2013) also tend to show that the impact of emission changes dominates and is in some areas (e.g. over Europe) up to an order of magnitude higher than the signal from climate change. Nonetheless, trends in total nitrogen ($\text{NH}_x + \text{NO}_y$) deposition in parts of the Arctic and at low latitudes are dominated by climatic impacts. At the global scale, Lamarque et al. (2013) simulated large regional increases in N_r deposition in Latin America, Africa and parts of Asia (under some of the scenarios considered) by 2100. Increases in South Asia were predicted to be especially large, and were seen in all scenarios, with 2100 values more

than double those of 2000 in some scenarios. Region-averaged values under scenarios RCP2.6 and RCP8.5 were typically ~30–50 % larger in 2100 than the current values in any region globally.

Most of these studies to date do not account for the full range of global change impacts on surface exchange processes. Surface exchange in most chemistry transport models (CTMs) is generally much simplified in dry deposition (downward-only) modules (Flechar et al., 2011) that cannot respond mechanistically to changes in the physical, chemical and biological drivers of stomatal, non-stomatal and soil sources or sinks. For example, multiplicative algorithms widely used to simulate G_s (Jarvis, 1976) are still the norm in these models, while photosynthesis-based approaches (e.g. Anav et al., 2012) would be needed to quantify the future impacts of rising CO_2 and O_3 on G_s and stomatal pollutant uptake (or release). Similarly, surface chemical interactions and their impact on non-stomatal sinks are not accounted for in CTMs. Indeed, Simpson et al. (2014) noted that modelling for especially NH_x components is limited by many factors, including process-uncertainties (Massad et al., 2010a; Flechar et al., 2013), problems of sub-grid heterogeneity (e.g. Loubet et al., 2001, 2009), bi-directional exchange (Wichink-Kruit et al., 2012, Bash et al., 2013), and lack of necessary and accurate input data. As one example, it may be argued that such models do not account for a likely increase in the overall (stomatal and non-stomatal) surface resistance to NH_3 deposition, some of which may be attributed to feed-backs: higher NH_3 exposure leads to more alkaline surfaces and higher plant N uptake and a higher NH_3 compensation point, with deposition a self-limiting process. Improved models which incorporate both better process descriptions and better input-data, are clearly needed to improve confidence in predictions of future N-deposition.

Two further examples of impacts of climate change can be given, both through new sources (or forcing) of emissions: the possibility of new shipping routes in the Arctic regions, and temperature-induced changes in ammonia emission factors. With regard to shipping, the rapid retreat of the Arctic sea has been one of the most dramatic features of recent decades (Comiso, 2012; Corbett et al., 2010). According to Corbett et

1803

al. (2010) the NO_x emissions from Arctic shipping in high growth scenarios will increase by a factor of ~4 by 2050 compared to 2004, or almost a factor of ~14 if high global shipping routes are diverted into Arctic areas. The impacts of these changes on the phyto-toxic ozone dose, (POD) and N-deposition have been explored on the regional scale using the EMEP MSC-W model (Simpson et al., 2012) by Tuovinen et al. (2013). As illustrated in Fig. 12, the impact of shipping emissions is concentrated along the Norwegian coast. Although the changes are not large, e.g. 50 mg (N)/m^2 , these values are comparable to base-case deposition amounts, and are likely to be important for the sensitive ecosystems in Arctic Europe. These aspects, and also the results found for POD, are discussed further in Tuovinen et al. (2013).

Simpson et al. (2014) made a first estimate of the impact of such NH_3 emission increases over Europe for year 2050 simulations. They explored the impact of both 20 and 30 % increases in NH_3 and calculated the exceedance of critical-levels (CL) for N. Comparison of these runs against the CL data (Fig. 13) shows that even a 30 % increase in NH_3 will not bring exceedances back to 2000s levels, but such climate-induced increases cause CL exceedances that are substantially larger than those of the standard 2050 emission scenario. Policy studies in Europe and elsewhere have been unaware of this hidden potential for increases in NH_3 emissions. As noted by Sutton et al. (2013b), the approaches used to calculate and report NH_3 emissions for both CTM modelling and policy assessments need complete revision to cope this new paradigm.

8 The effects of climate and land use changes on the wet removal of nitrogen compounds from the atmosphere

The removal of N compounds from the atmosphere and their deposition to land surface by precipitation is known as ‘wet deposition’. Future climate change will cause changes in annual precipitation with some areas of the world being subject to increases in precipitation and others to decreases. Kjellstrom et al. (2011) used an ensemble of 16

1804

regional climate models to show that in the 21st century the precipitation in northern Europe will increase and in the south of Europe it will decrease, with a zone in between where the change is uncertain. Changes in wet deposition of N will be related to future changes in precipitation. However the degree of increase or decrease in wet deposition can be expected to be smaller than changes to precipitation. The reason for this is that the supply of particulate matter in the atmosphere which can be wet deposited is itself controlled by precipitation. Historically, dryer years have been associated with higher levels of NH_4^+ and NO_3^- particulate concentrations in air. Therefore decreases in deposition due to reduced precipitation are expected to be partially offset by higher concentrations of NH_4^+ and NO_3^- in precipitation.

Certain atmospheric chemical transformations have reaction rates which are dependent on meteorological properties including temperature, humidity and the presence of cloud water. A particular example of this is the equilibrium reaction between ammonia gas and nitric acid vapour to form ammonium nitrate aerosol. The dissociation constant of ammonium nitrate is a strong function of temperature and varies by two orders of magnitude for typical ambient conditions (Seinfeld and Pandis, 1998). Higher temperatures result in a shift towards the gas phase resulting in lower concentrations of ammonium nitrate, a pollutant which is associated with long range transport and contributes to N deposition through wet deposition. Changes in general circulation of air will also result in different patterns in the long range transport of N compounds and the areas in which N is wet deposited. Studies of the long range transport of particulate matter show that the natural inter-annual variation in circulation has a strong influence on N aerosol concentrations (Vieno et al., 2014). Kryza et al. (2012) found that inter-annual variation in annual precipitation could account for changes of 17 % and wind direction variation for 14 % in total annual N deposition for two European countries. Climate change may therefore lead to a re-balancing in the contributions to N deposition of long range transport and local sources as well as the relative contributions of dry and wet deposition.

1805

An additional wet deposition mechanism by which N can be transferred to the surface is direct cloud droplet deposition. Most types of cloud form in the middle atmosphere and do not come into direct contact with the land surface. However, in mid-latitude regions the formation of orographic clouds in hill areas is a common occurrence due to the forced ascent and condensation of humid air. Such clouds are frequently short lived and the cloud droplets do not grow large enough to form into rain drops. However, where orographic cloud does come into contact with surface vegetation, the cloud water can be deposited to the surface by direct deposition driven by air turbulence. The efficiency of this mechanism depends critically on vegetation type. In grassland areas cloud deposition is generally a much less efficient mechanism for N deposition than wet deposition by precipitation. However in regions of forested hills, cloud deposition can be the dominant process for the input of nitrogen to sensitive upland ecosystems (Błaś et al., 2008). The impact of future climate change is expected to result in a shift in climatic zones and could cause the migration of forests to higher altitude areas which were previously above the tree line. The consequence of this would be large increases in inputs of nitrogen due to the effect of cloud deposition.

9 Effects of climate and land use changes on C-N responses in terrestrial ecosystems

The close linkage between the terrestrial C and N cycles implies that perturbations of the C cycle, such as the anthropogenic increase in atmospheric CO_2 (and ensuing changes in plant production), man-made climate change (affecting the turnover rates of terrestrial C), or anthropogenic land-use change invariably have repercussions on the terrestrial N cycle (Zaehle, 2013). The level of understanding of these repercussions is generally low, owing to the lack of globally representative empirical studies and sufficiently tested global models (Zaehle and Dalmonech, 2011).

Observational evidence from ecosystem scale CO_2 manipulation experiments consistently shows that the magnitude and persistence of CO_2 fertilization strongly depend

1806

on the ability of the vegetation to increase its N acquisition (Finzi et al 2007; Palmroth et al 2006; Norby et al., 2010; Hungate et al., 2013). The sustained increase of vegetation production observed at some experimental sites was associated with increased root exudation and soil organic matter turnover, effectively redistributing N from soils to vegetation (Drake et al., 2011; Hofmockel et al., 2011). Other factors such as increases in N inputs from fixation generally played only a small role in forest ecosystems (Norby et al., 2010; Hofmockel and Schlesinger, 2007). There is mixed evidence concerning the response of ecosystem N losses to elevated CO₂. The response of gaseous N losses (e.g. as N₂O) to elevated CO₂ is dependent on the response of ecosystem N turnover under elevated CO₂ and generally leads to an increase in N₂O emissions in ecosystems where N availability does not strongly limit plant growth (van Groenigen et al., 2011; Butterbach-Bahl and Dannenmann, 2011). The quantitative understanding of the above responses is limited, because of the difficulty of measuring small changes in the ecosystem's N cycle, in particular against a large spatial and interannual variation of the ecosystem N fluxes.

In agreement with the experimental evidence, global modelling studies generally show a strong attenuating effect of the CO₂ fertilization on plant growth and land C storage due to reduced N_r availability (Sokolov et al., 2008; Thornton et al., 2009). Future projections of N cycle models that accounted for varying terrestrial N sources and losses (Xu-Ri and Prentice, 2008; Zaehle et al., 2010a) showed a wide range of responses of the terrestrial N cycle to increasing elevated CO₂ (Fig. 1). This is due to diverging representation of important N cycle processes, in particular those controlling in- and outflows of N from the ecosystem and the coupling of the C and N stoichiometry in plants and soils (Zaehle and Dalmonech, 2011; Zaehle et al., 2014). The increase in terrestrial N by up to 11 Pg N (+ 10 %) during the period 1860–2100 in the LPX model was mostly determined by increasing biological N fixation under elevated CO₂ (Stocker et al., 2013). Over the same time period, the response of the O-CN model was determined by an increase of the vegetation and soil C : N ratios as well as increases in terrestrial N (3 Pg N; +2.5 %) due to reduced N losses (Zaehle et al., 2010b). The

1807

projections by the CN-TEM model (Sokolov et al., 2008), which assumes that the total terrestrial N store is time-invariant, suggested an increase in terrestrial C between 1860 and 2100 by ~250 Pg C simply due to a prescribed increase in vegetation C : N and redistribution of N from soils to vegetation.

In response to increasing temperature, enhanced decomposition of soil organic matter consistently increases gross and net N mineralisation (Bai et al., 2013; Rustad et al., 2001). Increased mineralisation is generally, but not always, associated with increases in nitrification, and N₂O emissions. There is ambiguous evidence as to the response of N leaching losses, which in some cases increased and in others declined (Bai et al., 2013). Observed growth responses to warming are more diverse, partly owing to difficulties in measuring plant growth and its interannual variability (Rustad et al., 2001). In N-limited ecosystems, increased N mineralisation increases N uptake of vegetation, which causes a long-term fertilization effect in N limited forests (Melillo et al., 2002, 2011). In consequence, despite likely N losses due to warming, the higher C : N ratio in woody vegetation compared to C : N ratio of soil organic matter causes increased ecosystem carbon storage due to the redistribution of N from soil to vegetation (Melillo et al., 2011).

Global models include these mechanisms and consistently suggest an attenuation of the C loss under higher temperatures due to C-N cycle interactions. However, the available climate change projections vary widely in terms of their global N cycle response, partly owing to differences in magnitude and regional patterns of temperature and precipitation changes (Stocker et al., 2013). In general, soil N stocks tend to decline in future projections, due to increased soil N mineralisation and increased ecosystem N losses (Fig. 13). These losses range between 5 and 10 Pg N (roughly 5–10 %) between 1860 and 2100, depending on the model and scenario applied (Stocker et al., 2013; Zaehle et al., 2010a). Although regionally there are increases in vegetation N associated with the redistribution of N from soils to vegetation, the models project a decline in the global vegetation N store, partly related to declining tropical forest biomass. It is worth noting that the N redistribution effect due to climate warming has important implications

1808

for the carbon-cycle - climate interaction, which is generally thought to be positive, i.e. amplifying climate change (Gregory et al., 2009). In two studies, which either assumed a closed N cycle with no losses, or had small positive carbon-cycle climate feedback, the response of vegetation growth was strong enough to turn the carbon-cycle – climate interaction into a small negative feedback (Sokolov et al., 2008; Thornton et al., 2009), whereas in another study that described C-N interactions (Zaehle et al., 2010a), the carbon-climate interaction was reduced but remained positive.

The response of the C and N cycles to land-use changes are diverse, and depend on many details of the conversion process, such that it is difficult to establish generic patterns. Converting the land-use type of an ecosystem causes a pronounced disruption of the N cycle, because typically the vegetation N (and C), and sometime fractions of the litter layer and soil organic material, are removed. This causes a phase of reduced vegetation N uptake and enhanced N losses. Forest regrowth is typically associated with an early phase of vigorous tree growth and associated high plant N demands, leading to a conservative N cycle with high N accumulation rates compared to pastures and croplands and consequently reduced N losses (e.g., Davidson et al., 2007). Associated with the forest-to-cropland of grassland-forest conversion are typically declines in soil organic matter stocks (Guo and Gifford, 2002). However, the intricate processes of the N cycle can overrule these trends under particular conditions (Kirschbaum et al., 2008). On a decadal to century time-scale, afforestation and reforestation are therefore typically associated with reduced N₂O emission and N as well as C accumulation, whereas the inverse is true to forest to cropland conversions Davidson et al 2007; Kirschbaum et al., 2013).

Not much is known about the large-scale N cycle consequences of land use change per se, partly owing to the simplistic representation of land use and land use change in most global models (Brovkin et al., 2013). Global model simulations suggest (Fig. 13) that the changes in N storage will largely follow the trends in the C cycle (Zaehle, 2013; Stocker et al., 2013; Brovkin et al., 2013), implying that scenarios will lead to a decline in the vegetation N storage because of the removal of the above-ground

1809

vegetation (Fig. 14), and vice versa. Using scenarios in which wide-spread increases in agricultural and pasture areas occur at the expense of forests, global soil C stocks decline with land-use change. However, given that croplands are typically extensively fertilized, the C : N ratio of the soil is often lower, given the higher N content of plant matter, such that the soil retains more N after conversion. The LPX model estimates this conversion effect to be in the order of 2 PgN for the RCP2.6 and 8.5 scenarios (Stocker et al., 2013). These estimates should be treated with due caution, given that these models do not account for a lot of the detailed processes, which affect in particular the change of soil N with time, such as the age-structure and age-dependent development of forests, or the effects of cropland management besides fertilizer additions.

Associated with the projected changes in the terrestrial N and C pools (Fig. 14) are large projected changes in the future net ecosystem N and C balance. Of these fluxes, the change in terrestrial N₂O emission is likely the most climatically relevant factor. Figure 15 shows that projections of the effect of increasing atmospheric CO₂ on the N₂O emissions differ more strongly between models than alternative plausible scenarios of atmospheric CO₂. This difference reflects the large impact of alternative hypotheses about the likely changes of biological N fixation with elevated CO₂, which are large in LPX, but insignificant in the O-CN model. In O-CN, this leads to a progressively more conservative N cycle with reduced N losses, as vegetation growth and N sequestration increases due to CO₂ fertilization. Climate change consistently increases N₂O emissions from terrestrial ecosystem. However, the magnitude of this change is both dependent on the model used (with the LPX model having a higher sensitivity to climate change (Ciais et al., 2013), and the particular climate change scenario. An assessment of the effect of diverging model projections of climate change patterns for a given climate change scenario based on the LPX model revealed large uncertainty in the response of the terrestrial N₂O emissions, which is nonetheless smaller than the differences across alternative climate change scenarios (Stocker et al., 2013). Land use change per se has only little influence on the terrestrial N₂O emissions. However, the historical increase in N fertilizer use has led to a significant increase in the terrestrial

1810

N source (Zaehle et al., 2011; Stocker et al., 2013). Importantly, there is a strong interaction between the climate response of terrestrial N_2O emission and N fertilization, as the rate of N_2O production for a given addition of fertilizer increases with climate warming (Butterbach-Bahl and Dannenmann, 2011; Stocker et al., 2013).

5 10 Discussion and policy implications of the responses of the nitrogen cycle to global change

10.1 Emissions and cycling

The changes in fluxes of N within the global cycle discussed in the main sections of this paper are summarised in Fig. 16. Biological fixation of molecular nitrogen (BNF) is expected to increase during the 21st century both in the oceans (120 to 166 Tg N yr^{-1}) and terrestrial environments (140 to 168 Tg N yr^{-1}) due mainly to changes in climate. Anthropogenic emissions of NH_3 are projected to increase substantially, from 60 to 135 Tg N yr^{-1} . The increase has two components, first the effect of climate, in which higher temperature increase terrestrial emissions and second the effect of increases in N_r fixed by anthropogenic activity in part due to increased demand for food, driven by increases in both global population and changes in diet (especially global meat consumption per capita). By contrast, emissions of combustion related NO_x are projected to decline as the widespread use of control technology (catalytic converters on vehicles and SCR on industrial plant) more than compensate for increases in transport and power production.

The changes in emissions are of course spatially very variable, reflecting both the current global hotspots of N_r use in Europe, North American and Asia and the expected increases in South and East Asia, Africa and South America where the largest growth in N_r use is expected.

Not all fluxes are projected to be larger at the end of the century, with smaller emissions of NO_x from anthropogenic sources and reduced emission of NH_3 from the

1811

oceans (5.7 declining to 1.7 Tg N yr^{-1}) due to the effects of ocean acidification more than compensating the effects of higher water temperatures.

The two large cycles of N_r in terrestrial soils and in the oceans both increase substantially, 240 to 320 Tg N yr^{-1} for soils and 230 to 290 Tg N yr^{-1} in the oceans (Fig. 16).

5 10.2 Effects of changes in atmospheric composition on long range transport of N_r

The removal of sulfur from the atmospheres over Europe and North America has changed the aerosol composition in these regions, with the inorganic aerosol N_r dominated by $(\text{NH}_4)_2\text{SO}_4$ prior to 1990 and by NH_4NO_3 since then. Cool season episodes with high particulate matter (PM) concentrations occur widely in Europe in which NH_4NO_3 is a major contributor (Vieno et al., 2014). Likewise in Beijing, NH_4NO_3 is important in winter PM episodes, contributing on average approximately 30 % of the PM_{10} mass (Sun et al., 2013). The change in aerosol composition has changed the atmospheric lifetime, deposition footprint and transport distance of much of the emitted nitrogen. Aerosols comprising $(\text{NH}_4)_2\text{SO}_4$ are largely non-volatile, once formed the aerosol stays in aerosol form until scavenged from the atmosphere by rain. By contrast, NH_4NO_3 is volatile, and close to terrestrial surfaces the deposition of the gaseous HNO_3 and NH_3 to the surface drive the evaporation of the aerosol, especially in warm daytime conditions. These effects lead to increases in the rate of removal of NH_4NO_3 relative to $(\text{NH}_4)_2\text{SO}_4$ and a reduction in the lifetime and travel distance of N_r with time during the last 20 years in Europe and North America as the sulfur has been removed from emissions. The trends of increasing importance of NO_3^- aerosols is projected to continue through to the end of this century, with NH_4NO_3 becoming a dominant inorganic component over many regions, despite reductions in NO_x emission due to the increased availability of NH_3 (Hauglustaine et al., 2014). These changes raise the importance of control measures for emissions of both ammonia and nitrogen oxides.

1812

10.3 Costs

Emissions of N_r from farming activities to the atmosphere, soils and freshwaters are large per unit area relative to the fluxes involved in natural ecosystem BNF and are a substantial contributor to the emission and deposition hot spots, damage to ecosystems and effects on human health. The processing of N_r in soils and vegetation lead to a wide range of mobile gas and solution phase species and leaks to the wider environment. Only a small fraction of the N_r used in agriculture is consumed by humans in food, most is wasted either in reactive forms or transformed back to N_2 . Current societal costs due to these losses of N_r to the environment are very large. Recent cost-benefit analyses of N_r have been attempted for the Chesapeake Bay in the US (Birch et al., 2011), for Europe (Brink et al., 2011) and as a broad overview for the US (Compton et al., 2011). Table 3 shows the ranges of estimated societal costs per N_r component loss and impact, based on the 'willingness to pay' method for EU27 (Brink et al., 2011). Based on these costs, the most important component of the N_r cycle is the emission of NO_x , due to the health impacts of both particulates and ozone. Ammonia is also important, but the health effects are less certain. There is a large uncertainty for the cost of N_r enhancement of surface- and groundwater. Brink et al. (2011) estimated that the agricultural benefits of N_r in Europe are €25 and €130 billion per year, while the total environmental costs based on the values in Table 3 is €13 and €65 billion per year and are approximately half the estimated benefits.

10.4 Policies to reduce the impacts of N_r

The overall mass balance for nitrogen compounds is constrained by mass conservation (what goes up must come down), thus the effect of the deposition rate by itself does not change the amount of N_r deposited globally, but the transport distance of the different compounds and regional import/export budgets are changed by changes in chemistry and deposition of the N_r forms present. Only changes to the emissions (and

1813

to a lesser extent denitrification losses to N_2 during atmospheric transport) affect the total N_r amount deposited.

In Europe and the US there are examples of successful policies that led to the reduction of NO_x emission, through the Air Quality standards for O_3 and NO_2 in the US and through UN-ECE NO_x and Gothenburg protocols in Europe and large combustion plant directives of the EU. Successful technologies include the three-way catalysts in vehicle exhausts, the Selective Catalytic Converter systems in industry and energy production. Emissions of NO_x declined by 40 % in 2009 relative to 1990 in EU27 (EEA, 2012). NH_3 policies have been less successful in Europe and the US. In the US there are no policies while in Europe the Gothenburg protocol (national NO_x and NH_3 emission ceilings) has led to modest (10 %) reductions (EEA, 2012). There are, however, two countries that implemented substantial NH_3 abatement measures and reduced emissions by 40 % in Denmark and 70 % in the Netherlands. Abatement technologies included: low emission housing systems, coverage of manure storage facilities and application of slurry injection technologies. Furthermore, total N inputs in agriculture were reduced by reducing N in feed and by reducing mineral fertilizer application.

The general options of policies to reduce the cascade effect of N_r are (Erisman et al., 2005):

1. Limit N_r production or limit import of N through animal concentrates
2. Increase N_r use efficiency
3. More evenly distribute N production over the country, over the EU or the world
4. Convert N_r to N_2 catalytically or by stimulating de-nitrification.

Substantial reductions in N_r production by fossil fuels may be achieved by use of renewable energy such as solar, wind and water technologies. The use of biomass as an alternative energy source is not an effective strategy to reduce emissions of N_r (Erisman et al., 2008). Consumer changes in diet and lifestyle present potentially effective measures to reduce emissions, but have proved difficult to implement. Reductions in

1814

consumption and therewith production of N_r intensive goods and services offer further valuable control measures that have not been used to date.

Linked to this option is the increase of nitrogen use efficiency (NUE) in agricultural systems and by closing nutrient cycles on different scales. These are key options for agricultural management to reduce N_r losses and can generate both environmental and economic benefits for farmers (MacLeod et al., 2010). However, the concentration and specialisation of intensive agriculture or industry in certain regions, with import of feed and fertilizer and export of food products, creates N_r hot-spots, such as in the Netherlands, the North China Plain, and many other regions and therefore priorities for mitigation (Chen et al., 2014; Shen et al., 2013). In these regions emissions of N_r are visible not just in local measurements, but increasingly from space, using satellite remote sensing. If, however, these agricultural activities were distributed more evenly across the globe, and livestock production located in places where the nutrients are readily available, the N_r losses would be much reduced. This is also some form of NUE increase using spatial planning as a policy.

Finally whenever the above options do not prove effective, N_r should be converted back into N_2 by denitrification, to remove N_r from the cascade. Examples of such options include the use of wetlands and waste water treatment plants.

The most effective measures that were selected based on an evaluation of successful policies in the Netherlands were:

- Increasing nitrogen use efficiency in agriculture
- Closing nutrient cycles at different levels
- Influencing consumer behaviour towards reduced meat consumption
- Using technology to reduce emissions from different compartments
- Using spatial planning as a tool to optimise production and environmental protection.

1815

In intensive agricultural areas increasing NUE can be very effective in the short term, whereas in areas with low N inputs closing the nutrient balances is of major importance. The same holds for the difference in scale: globally the closing of nutrient balances has highest priority, whereas on the local scale other priorities might be set. The main target should be to optimise food production in the world and energy consumption with the lowest possible environmental consequences.

Policy instruments are needed to increase NUE. Sutton et al. (2013b) proposed increases in NUE of 20 % in agricultural N_r excess areas of the world to reduce the effects of N_r on human health, climate and ecosystems. This would represent a first step to work towards a global policy of nutrient management. However, agricultural subsidies and trade restrictions differ greatly between countries and regions. Such realities distort trade and complicate the introduction of measures designed to promote environmental protection through increases nitrogen use efficiency.

Acknowledgements. The authors gratefully acknowledge the support from the following EU projects: ACCENT+, PEGASOS, Legume Futures, ECLAIRE, the UK DEFRA, and the UK Natural Environment Research Council (NERC) for the preparation of this paper.

References

- Abalos, D., Sanchez-Martin, L., Garcia-Torres, L., van Groenigen, J. W., and Vallejo, A.: Management of irrigation frequency and nitrogen fertilization to mitigate GHG and NO emissions from drip-fertigated crops, *Sci. Total Environ.*, 490, 880–888, doi:10.1016/j.scitotenv.2014.05.065, 2014.
- Abdalla, M., Osborne, B., Lanigan, G., Forristal, D., Williams, M., Smith, P., and Jones, M. N.: Conservation tillage systems: a review of its consequences for greenhouse gas emissions, *Soil Use Manage.*, 29, 199–209, doi:10.1111/sum.12030, 2013.
- Ainsworth, E. A. and Rogers, A.: The response of photosynthesis and stomatal conductance to rising $[CO_2]$: mechanisms and environmental interactions, *Plant Cell Environ.*, 30, 258–270, doi:10.1111/j.1365-3040.2007.01641.x, 2007.

1816

- Altieri, K. E., Turpin, B. J., and Seitzinger, S. P.: Composition of dissolved organic nitrogen in continental precipitation investigated by ultra-high resolution FT-ICR mass spectrometry, *Environ. Sci. Technol.*, 43, 6950–6955, doi:10.1021/es9007849, 2009.
- Altieri, K. E., Hastings, M. G., Peters, A. J., and Sigman, D. M.: Molecular characterization of water soluble organic nitrogen in marine rainwater by ultra-high resolution electrospray ionization mass spectrometry, *Atmos. Chem. Phys.*, 12, 3557–3571, doi:10.5194/acp-12-3557-2012, 2012.
- Anav, A., Menut, L., Khvorostyanov, D., and Viovy, N.: A comparison of two canopy conductance parameterizations to quantify the interactions between surface ozone and vegetation over Europe, *J. Geophys. Res.-Biogeol.*, 117, G03027, doi:10.1029/2012JG001976, 2012.
- Attard, E., Recous, S., Chabbi, A., De Berranger, C., Guillaumaud, N., Labreuche, J., Philippot, L., Schmid, B., and Le Roux, X.: Soil environmental conditions rather than denitrifier abundance and diversity drive potential denitrification after changes in land uses, *Global Change Biol.*, 17, 1975–1989, doi:10.1111/j.1365-2486.2010.02340.x, 2011.
- Baggs, E. M.: A review of stable isotope techniques for N₂O source partitioning in soils: recent progress, remaining challenges and future considerations. *Rapid Commun. Mass Sp.*, 22, 1664–1672, doi:10.1002/rcm.3456, 2008.
- Bai, E., Li, S., Xu, W., Li, W., Dai, W., and Jiang, P.: A meta-analysis of experimental warming effects on terrestrial nitrogen pools and dynamics, *New Phytol.*, 199, 441–451, doi:10.1111/nph.12252, 2013.
- Baldocchi, D. D., Hicks, B. B., and Camara, P.: A canopy stomatal resistance model for gaseous deposition to vegetated surfaces, *Atmos. Environ.*, 21, 91–101, doi:10.1016/0004-6981(87)90274-5, 1987.
- Barbaro, E., Zangrando, R., Moret, I., Barbante, C., Cescon, P., and Gambaro, A.: Free amino acids in atmospheric particulate matter of Venice, Italy, *Atmos. Environ.*, 45, 28, 5050–5057, doi:10.1016/j.atmosenv.2011.01.068, 2011.
- Barcelos e Ramos, J., Biswas, H., Schulz, K. G., LaRoche, J., and Riebesell, U.: Effect of rising atmospheric carbon dioxide on the marine nitrogen fixer *Trichodesmium*, *Global Biogeochem. Cy.*, 21, GB2028, doi:10.1029/2006GB002898, 2007.
- Barton, L., McLay, C. D. A., Schipper, L. A., and Smith C. T.: Annual denitrification rates in agricultural and forest soils: a review, *Aust. J. Soil Res.*, 37, 1073–1093, doi:10.1071/SR99009, 1999.

1817

- Bash, J. O., Cooter, E. J., Dennis, R. L., Walker, J. T., and Pleim, J. E.: Evaluation of a regional air-quality model with bidirectional NH₃ exchange coupled to an agroecosystem model, *Biogeosciences*, 10, 1635–1645, doi:10.5194/bg-10-1635-2013, 2013.
- Bates, T. S., Cline, J. D., Gammon, R. H., and Kelly-Hansen, S. R.: Regional and seasonal variations in the flux of oceanic dimethylsulfide to the atmosphere, *J. Geophys. Res.*, 92, 2930–2938, doi:10.1029/JC092iC03p02930, 1987.
- Bell, T. G., Johnson, M. T., Jickells, T. D., and Liss, P. S.: Ammonia/ammonium dissociation coefficient in seawater: A significant numerical correction, *Environ. Chem.*, 4, 183–186, doi:10.1071/ENO7032, 2007.
- Bencs, L., Krata, A., Horemans, B., Buczyńska A. J., Dirtu, A. C., Godoi, A. F. L., Godoi, R. H. M., Potgieter-Vermaak, S., and Van Grieken, R.: Atmospheric nitrogen fluxes at the Belgian coast: 2004–2006, *Atmos. Environ.*, 43, 3786–3798, doi:10.1016/j.atmosenv.2009.04.002, 2009.
- Berman-Frank, I., Cullen, J. T., Shaked, Y., Sherrell, R. M., and Falkowski, P. G.: Iron availability, cellular iron quotas, and nitrogen fixation in *Trichodesmium*, *Limnol. Oceanogr.*, 46, 1249–1260, doi:10.4319/lo.2001.46.6.1249, 2001.
- Birch, M. B. L., Gramig, B. M., Moomaw, W. R., Doering III, O. C., and Reeling, C. J.: Why metrics matter: evaluating policy choices for reactive nitrogen in the Chesapeake Bay Watershed, *Environ. Sci. Technol.*, 45, 168–174, doi:10.1021/es101472z, 2011.
- Blackall, T. D., Wilson, L. J., Theobald, M. R., Milford, C., Nemitz, E., Bull, J., Bacon, P. J., Hamer, K. C., Wanless, S., and Sutton, M. A.: Ammonia emissions from seabird colonies, *Geophys. Res. Lett.*, 34, L10801, doi:10.1029/2006GL028928, 2007.
- Blais, M., Tremblay, J.-É., Jungblut, A. D., Gagnon, J., Martin, J., Thaler, M., and Lovejoy, C.: Nitrogen fixation and identification of potential diazotrophs in the Canadian Arctic, *Global Biogeochem. Cy.*, 26, GB3022, doi:10.1029/2011GB004096, 2012.
- Błaś, M., Sobik, M., and Twarowski, R.: Changes of cloud water chemical composition in the Western Sudety Mountains, Poland, *Atmos. Res.*, 87, 224–231, doi:10.1016/j.atmosres.2007.11.004, 2008.
- Bouwman, A. F., Lee, D. S., Asman, W. A. H., Dentener, F. J., Van Der Hoek, K. W., and Olivier, J. G. J.: A global high-resolution emission inventory for ammonia, *Global Biogeochem. Cy.*, 11, 561–587, doi:10.1029/97GB02266, 1997.
- Bouwman, A. F., Beusen, A. H. W., Griffioen, J., Van Groenigen, J. W., Hefting, M. M., Oenema, O., Van Puijenbroek, P. J. T. M., Seitzinger, S., Slomp, C. P., and Stehfest, E.: Global trends

1818

- and uncertainties in terrestrial denitrification and N₂O emissions, *Philos. T. Roy. Soc. B*, 368, 1621, doi:10.1098/rstb.2013.0112, 2013.
- Boyd, P. W. and Doney, S. C.: Modelling regional responses by marine pelagic ecosystems to global climate change, *Geophys. Res. Lett.*, 29, 53.1–53.4, doi:10.1029/2001GL014130, 2002.
- Brink, C., van Grinsven, H., Jacobsen, B. H., Rabl, A., Green, I.-M., Holland, M., Klimont, Z., Hicks, K., Brouwer, R., Dickens, R., Willems, J., Termansen, M., Velthof, G., Alkemade, R., van Oorschoot, M., and Webb, J.: Costs and benefits of nitrogen in the environment, in: *The European nitrogen assessment. Sources, effects and policy perspectives*, edited by: Sutton, M. A., Howard, C. M., Erisman, J. W., Billen, B., Bleeker, A., Grennfelt, P., van Grinsven, H., and Grizzetti, B., Cambridge, UK, Cambridge University Press, Chapter 22, 513–540, 2011.
- Brovkin, V., Boysen, L., Arora, V. K., Boiser, J. P., Cadule, P., Chini, L., Claussen, M., Friedlingstein, P., Gayler, V., van den Hurk, B. J. J. M., Hurtt, G. C., Jones, C. D., Kato, E., De Noblet-Ducoudré, N., Pacifico, F., Pongratz, J., and Weiss, M.: Effect of anthropogenic land-use and land-cover changes on climate and land carbon storage in CMIP5 projections for the twenty-first century, *J. Climate*, 26, 6859–6881, doi:10.1175/JCLI-D-12-00623.1, 2013.
- Butterbach-Bahl, K. and Dannenmann, M.: Denitrification and associated soil N₂O emissions due to agricultural activities in a changing climate, *Curr. Opin. Environ. Sustain.*, 3, 389–395, doi:10.1016/j.cosust.2011.08.004, 2011.
- Butterbach-Bahl, K., Baggs, E. M., Dannenmann, M., Kiese, R., and Zechmeister-Boltenstern, S.: Nitrous oxide emissions from soils: how well do we understand the processes and their controls?, *Philos. T. Roy. Soc. B*, 368, 1621, doi:10.1098/rstb.2013.0122, 2013.
- Canfield, D. E.: Models of oxic respiration, denitrification and sulfate reduction in zones of coastal upwelling, *Geochim. Cosmochim. Ac.*, 70, 5753–5765, doi:10.1016/j.gca.2006.07.023, 2006.
- Cape, J. N., Anderson, M., Rowland, A. P., and Wilson, D.: Organic nitrogen in precipitation across the United Kingdom, *Water Air Soil Poll.*, 4, 25–35, doi:10.1007/s11267-004-3010-8, 2004.
- Cape, J. N., Cornell, S. E., Jickells, T. D., and Nemitz, E.: Organic nitrogen in the atmosphere – where does it come from? A review of sources and methods, *Atmos. Res.*, 102, 30–48, doi:10.1016/j.atmosres.2011.07.009, 2011.

1819

- Capone, D. G., Zehr, J. P., Paerl, H. W., Bergman, B., and Carpenter, E. J.: Trichodesmium, a Globally Significant Marine Cyanobacterium, *Science*, 276, 1221–1229, doi:10.1126/science.276.5316.1221, 1997.
- Carpenter, E. J. and Capone, D. G.: Nitrogen fixation in the marine environment, in: *Nitrogen in the Marine Environment*, 2nd Edition, edited by: Capone, D. G., Bronk, D. A., Mulholland, M. R., and Carpenter, E. J., Academic Press, San Diego, Chapter 4, 141–198, 2008.
- Chen, H.-Y., Chen, L.-D., Chiang, Z.-Y., Hung, C.-C., Lin, F.-J., Chou, W.-C., Gong, G.-C., and Wen, L.-S.: Size fractionation and molecular composition of water-soluble inorganic and organic nitrogen in aerosols of a coastal environment, *J. Geophys. Res.*, 115, D22307, doi:10.1029/2010JD014157, 2010.
- Chen, X., Cui, Z., Fan, M., Vitousek, P., Zhao, M., Ma, W., Wang, Z., Zhang, W., Yan, X., Yang, J., Deng, X., Gao, Q., Zhang, Q., Guo, S., Ren, J., Li, S., Ye, Y., Wang, Z., Huang, J., Tang, Q., Sun, Y., Peng, X., Zhang, J., He, M., Zhu, Y., Xue, J., Wang, G., Wu, L., An, N., Wu, L., Ma, L., Zhang, W., and Zhang, F.: Producing more grain with lower environmental costs, *Nature*, 514, 486–489, doi:10.1038/nature13609, 2014.
- Ciais, P., Sabine, C., Bala, G., Bopp, L., Brovkin, V., Canadell, J., Chhabra, A., DeFries, R., Galloway, J., Heimann, M., Jones, C., Le Quéré, C., Myneni, R. B., Piao, S., and Thornton, P.: Carbon and other biogeochemical cycles, in: *Climate Change 2013: The physical science basis. Working Group I contribution to the to the Fifth Assessment Report of the Intergovernmental Panel on Climate Change (IPCC)*, edited by: Stocker, T. F., Qin, D., Plattner, G.-K., Tignor, M. M. B., Allen, S. K., Boschung, J., Nauels, A., Xia, Y., Bex, V., and Midgley, P. M., Cambridge University Press, Chapter 6, 467–570, 2013.
- Cleveland, C. C., Townsend, A. R., Schimel, D. S., Fisher, H., Howarth, R. W., Hedin, L. O., Perakis, S. S., Latty, E. F., von Fischer, J. C., Elseroad, A., and Wasson, M. F.: Global patterns of terrestrial biological nitrogen (N₂) fixation in natural ecosystems, *Global Biogeochem. Cy.*, 13, 623–645, doi:10.1029/1999GB900014, 1999.
- Comiso, J. C.: Large decadal decline of the Arctic multiyear ice cover, *J. Climate*, 25, 1176–1193, doi:10.1175/JCLI-D-11-00113.1, 2012.
- Compton, J. E., Harrison, J. A., Dennis, R. L., Greaver, T. L., Hill, B. H., Jordan, S. J., Walker, H., and Campbell, H. V.: Ecosystem services altered by human changes in the nitrogen cycle: a new perspective for US decision making, *Ecol. Lett.*, 14, 804–815, doi:10.1111/j.1461-0248.2011.01631.x, 2011.

1820

- Conrad, R.: Metabolism of nitric oxide in soil and soil microorganisms and regulation of flux into the atmosphere, in: *Microbiology of atmospheric trace gases*, edited by: Murrell, J. C. and Kelly, D. P., NATO ASI Series, vol. 109, Springer, Berlin, 167–203, doi:10.1007/978-3-642-61096-7_11, 1996.
- 5 Corbett, J. J., Lack, D. A., Winebrake, J. J., Harder, S., Silberman, J. A., and Gold, M.: Arctic shipping emissions inventories and future scenarios, *Atmos. Chem. Phys.* 10, 9689–9704, doi:10.5194/acp-10-9689-2010, 2010.
- Cornell, S., Mace, K., Coeppicus, S., Duce, R., Huebert, B., Jickells, T., and Zhuang, L. Z.: Organic nitrogen in Hawaiian rain and aerosol, *J. Geophys. Res.*, 106, 7973–7983, doi:10.1029/2000JD900655, 2001.
- 10 Cornell, S. E., Jickells, T. D., Cape, J. N., Rowland, A. P., and Duce, R. A.: Organic nitrogen deposition on land and coastal environments: a review of methods and data, *Atmos. Environ.*, 37, 16, 2173–2191, doi:10.1016/S1352-2310(03)00133-X, 2003.
- Cornell, S. E.: Atmospheric nitrogen deposition: revising the question of the importance of the organic component, *Environ. Pollut.*, 159, 2214–2222, doi:10.1016/j.envpol.2010.11.014, 2011.
- 15 Cottrell, B. A., Gonsior, M., Isabelle, L. M., Luo, W., Perraud, V., McIntire, T. M., Pankow, J. F., Schmitt-Kopplin, P., Cooper, W. J., and Simpson, A. J.: A regional study of the seasonal variation in the molecular composition of rainwater, *Atmos. Environ.*, 77, 588–597, doi:10.1016/j.atmosenv.2013.05.027, 2013.
- Cox, R. A. and Roffey, M. J.: Thermal decomposition of peroxyacetylnitrate in the presence of nitric oxide, *Environ. Sci. Technol.*, 11, 900–906, doi:10.1021/es60132a010, 1977.
- Davidson, C. I., Miller, J. M., and Pleskow, M. A.: The influence of surface structure on predicted particle dry deposition to natural grass canopies, *Water Air Soil Poll.*, 18, 25–43, doi:10.1007/BF02419401, 1982.
- 25 Davidson, E. A. and Kanter, D.: Inventories and scenarios of nitrous oxide emissions, *Environ. Res. Lett.*, 9, 105012, doi:10.1088/1748-9326/9/10/105012, 2014.
- Davidson, E. A., de Carvalho, C. J. R., Figueira, A. M., Ishida, F. Y., Ometto, J. P. H. B., Nardoto, G. B., Sabá, R. T., Hayashi, S. N., Leal, E. C., Vieira, I. C. G., and Martinelli, L. A.: Recuperation of nitrogen cycling in Amazonian forests following agricultural abandonment, *Nature*, 447, 995–998, doi:10.1038/nature05900, 2007.
- 30 Davidson, E. A., David, M. B., Galloway, J. N., Goodale, C. L., Haeuber, R., Harrison, J. A., Howarth, R. W., Jaynes, D. B., Lowrance, R. R., Nolan, B. T., Peel, J. L., Pinder, R. W.,

1821

- Porter, E., Snyder, C. S., Townsend, A. R., and Ward, M. H.: Excess nitrogen in the U.S. environment: Trends, risks and solutions, *Iss. Ecology*, Report Number 15, ESA, Winter 2012.
- De Haan, D. O., Hawkins, L. N., Kononenko, J. A., Turley, J. J., Corrigan, A. L., Tolbert, M. A., and Jimenez, J. L.: Formation of nitrogen-containing oligomers by methylglyoxal and amines in simulated evaporating cloud droplets, *Environ. Sci. Technol.*, 45, 984–991, doi:10.1021/es102933x, 2011.
- 5 De Vries, W., Du, E., and Butterbach-Bahl, K.: Short and long-term impacts of nitrogen deposition on carbon sequestration by forest ecosystems, *Curr. Opin. Environ. Sustain.*, 9–10, 90–104, doi:10.1016/j.cosust.2014.09.001, 2014.
- 10 Denman, K. L., Brasseur, G., Chidthaisong, A., Ciais, P., Cox, P. M., Dickinson, R. E., Hauglustaine, D., Heinze, C., Holland, E., Jacob, D., Lohmann, U., Ramachandran, S., da Silva Dias, P. L., Wofsy, S. C., and Zhang, X.: Couplings between changes in the climate system and biogeochemistry, in: *Climate Change 2007: The physical science basis. Contribution of Working Group I to the Fourth Assessment Report of the Intergovernmental Panel on Climate Change*, edited by: Solomon, S., Qin, D., Manning, M., Chen, Z., Marquis, M., Averyt, K. B., Tignor, M., and Miller, H. L., Cambridge University Press, Cambridge, United Kingdom and New York, NY, USA, Chapter 7, 499–587, 2007.
- 15 Dentener, F. J. and Crutzen, P. J.: A three-dimensional model of the global ammonia cycle, *J. Atmos. Chem.*, 19, 331–369, doi:10.1007/BF00694492, 1994.
- 20 Derwent, R. G., Collins, W. J., Jenkin, M. E., Johnson, C. E., and Stevenson, D. S.: The global distribution of secondary particulate matter in a 3-D Lagrangian chemistry transport model, *J. Atmos. Chem.*, 44, 57–95, doi:10.1023/A:1022139814102, 2003.
- Desyaterik, Y., Sun, Y., Shen, X. H., Lee, T. Y., Wang, X. F., Wang, T., and Collett, J. L.: Speciation of "brown" carbon in cloud water impacted by agricultural biomass burning in eastern China, *J. Geophys. Res.-Atmos.*, 118, 7389–7399, doi:10.1002/jgrd.50561, 2013.
- 25 Deutsch, C., Sarmiento, J. L., Sigman, D. M., Gruber, N., and Dunne, J. P.: Spatial coupling of nitrogen inputs and losses in the ocean, *Nature*, 445, 163–167, doi:10.1038/nature05392, 2007.
- Doherty, R. M., Wild, O., Shindell, D. T., Zeng, G., MacKenzie, I. A., Collins, W. J., Fiore, A. M., Stevenson, D. S., Dentener, F. J., Schultz, M. G., Hess, P., Derwent, R. G., and Keating, T. J.: Impacts of climate change on surface ozone and intercontinental ozone pollution: A multi-model study, *J. Geophys. Res.-Atmos.*, 118, 3744–3763, doi:10.1002/jgrd.50266, 2013.
- 30

1822

- Drake, J. E., Gallet-Budynek, A., Hofmockel, K. S., Bernhardt, E. S., Billings, S. A., Jackson, R. B., Johnson, K. S., Lichter, J., McCarthy, H. R., McCormack, M. L., Moore, D. J. P., Oren, R., Palmroth, S., Phillips, R. P., Pippen, J. S., Pritchard, S. G., Treseder, K. K., Schlesinger, W. H., DeLucia, E. H., and Finzi, A. C.: Increases in the flux of carbon belowground stimulate nitrogen uptake and sustain the long-term enhancement of forest productivity under elevated CO₂, *Ecol. Lett.*, 14, 349–357, doi:10.1111/j.1461-0248.2011.01593.x, 2011.
- Duan, F.-K., Liu, X.-D., He, K.-B., and Dong, S.-P.: Measurements and characteristics of nitrogen-containing compounds in atmospheric particulate matter in Beijing, China, *B. Environ. Contam. Toxicol.*, 82, 332–337, doi:10.1007/s00128-008-9560-0, 2009.
- Duce, R. A., LaRoche, J., Altieri, K., Arrigo, K. R., Baker, A. R., Capone, D. G., Cornell, S., Dentener, F., Galloway, J., Ganeshram, R. S., Geider, R. J., Jickells, T., Kuypers, M. M., Langlois, R., Liss, P. S., Liu, S. M., Middelburg, J. J., Moore, C. M., Nickovic, S., Oschlies, A., Pedersen, T., Prospero, J., Schlitzer, R., Seitzinger, S., Sorensen, L. L., Uematsu, M., Ulloa, O., Voss, M., Ward, B., and Zamora, L.: Impacts of atmospheric anthropogenic nitrogen on the open ocean, *Science*, 320, 893–897, doi:10.1126/science.1150369, 2008.
- Dutkiewicz, S., Ward, B. A., Monteiro, F., and Follows, M. J.: Interconnection of nitrogen fixers and iron in the Pacific Ocean: Theory and numerical simulations, *Global Biogeochem. Cy.*, 26, GB1012, doi:10.1029/2011GB004039, 2012.
- Duyzer, J. H., Dorsey, J. R., Gallagher, M. W., Pilegaard, K., and Walton, S.: Oxidized nitrogen and ozone interaction with forests. II: multi-layer process-oriented modelling results and a sensitivity study for Douglas fir, *Q. J. Roy. Meteor. Soc.*, 130, 1957–1971, doi:10.1256/qj.03.125, 2004.
- Ederli, L., Morettini, R., Borgogni, A., Wasternack, C., Miersch, O., Reale, L., Ferranti, F., Tosti, N., and Pasqualini, S.: Interaction between nitric oxide and ethylene in the induction of alternative oxidase in ozone-treated tobacco plants, *Plant Physiol.*, 142, 595–608, doi:10.1104/pp.106.085472, 2006.
- EEA: Air quality in Europe – 2012 report, EEA report no. 4/2012, European Environment Agency, Copenhagen, Denmark, 104 pp., doi:10.2800/55823, 2012.
- EMEP: Transboundary particulate matter, photo-oxidants, acidifying and eutrophying components, EMEP Status Report 1/2014, 29 August 2014, 2014.
- Engardt, M. and Langner, J.: Simulations of future sulphur and nitrogen deposition over Europe using meteorological data from three regional climate projections, *Tellus B*, 65, 20348, doi:10.3402/tellusb.v65i0.20348, 2013.

- Erismann, J. W., Domburg, N., de Vries, W., Kros, H., de Haan, B., and Sanders, K.: The Dutch N-cascade in the European perspective, *Science in China Series C: Life Sciences*, 48, Supplement, 827–842, doi:10.1007/BF03187122, 2005.
- Erismann, J. W., Sutton, M. A., Galloway, J., Klimont, Z., and Winiwarter, W.: How a century of ammonia synthesis changed the world, *Nature Geosci.*, 1, 636–639, doi:10.1038/ngeo325, 2008.
- Erismann, J. W., Galloway, J. N., Seitzinger, S., Bleeker, A., Dise, N. B., Petrescu, A. M. R., Leach, A. M., and de Vries, W.: Consequences of human modification of the global nitrogen cycle, *Philos. T. Roy. Soc. B*, 368, 1621, doi:10.1098/rstb.2013.0116, 2013.
- Eugster, O. and Gruber, N.: A probabilistic estimate of global marine N-fixation and denitrification, *Global Biogeochem. Cy.*, 26, GB4013, doi:10.1029/2012GB004300, 2012.
- Facchini, M. C., Decesari, S., Rinaldi, M., Carbone, C., Finessi, E., Mircea, M., Fuzzi, S., Moretti, F., Tagliavini, E., Ceburnis, D., and O'Dowd, C. D.: Important source of marine secondary organic aerosol from biogenic amines, *Environ. Sci. Technol.*, 42, 9116–9121, doi:10.1021/es8018385, 2008.
- FAO: Food and Agriculture Organisation's Statistical Database, FAOSTAT, Rome, <http://faostat.fao.org/site/291/default.aspx>, 2012.
- Farquhar, G. D., Firth, P. M., Wetselaar, R., and Weir, B.: On the gaseous exchange of ammonia between leaves and the environment: determination of the ammonia compensation point, *Plant Physiol.*, 66, 710–714, doi:10.1104/pp.66.4.710, 1980.
- Feick, G. and Hainer, R. M.: On the thermal decomposition of ammonium nitrate. Steady-state reaction temperatures and reaction rate, *J. Am. Chem. Soc.*, 76, 22, 5860–5863, doi:10.1021/ja01651a096, 1954.
- Felle, H. H. and Hanstein, S.: The apoplastic pH of the substomatal cavity of *Vicia faba* leaves and its regulation responding to different stress factors, *J. Exp. Bot.*, 53, 73–82, doi:10.1093/jexbot/53.366.73, 2002.
- Finzi, A. C., Norby, R. J., Calfapietra, C., Gallet-Budynek, A., Gielen, B., Holmes, W. E., Hoosbeek, M. R., Iverson, C. M., Jackson, R. B., Kubiske, M. E., Fedford, J., Liberloo, M., Oren, R., Polle, A., Pritchard, S., Zak, D. R., Schlesinger, W. H., and Ceulemans, R.: Increases in nitrogen uptake rather than nitrogen-use efficiency support higher rates of temperate forest productivity under elevated CO₂, *P. Natl. Acad. Sci. USA*, 104, 14014–14019, doi:10.1073/pnas.0706518104, 2007.

- Flechard, C. R. and Fowler, D.: Atmospheric ammonia at a moorland site. II: Long-term surface-atmosphere micrometeorological flux measurements, *Q. J. Roy. Meteor. Soc.*, 124, 759–791, doi:10.1002/qj.49712454706, 1998.
- Flechard, C. R., Fowler, D., Sutton, M. A., and Cape, J. N.: A dynamic chemical model of bi-directional ammonia exchange between semi-natural vegetation and the atmosphere, *Q. J. Roy. Meteor. Soc.*, 125, 2611–2641, doi:10.1002/qj.49712555914, 1999.
- Flechard, C. R., Spirig, C., Neftel, A., and Ammann, C.: The annual ammonia budget of fertilized cut grassland – Part 2: Seasonal variations and compensation point modeling, *Biogeosciences*, 7, 537–556, doi:10.5194/bg-7-537-2010, 2010.
- Flechard, C. R., Nemitz, E., Smith, R. I., Fowler, D., Vermeulen, A. T., Bleeker, A., Erisman, J. W., Simpson, D., Zhang, L., Tang, Y. S., and Sutton, M. A.: Dry deposition of reactive nitrogen to European ecosystems: a comparison of inferential models across the NitroEurope network, *Atmos. Chem. Phys.*, 11, 2703–2728, doi:10.5194/acp-11-2703-2011, 2011.
- Flechard, C. R., Massad, R.-S., Loubet, B., Personne, E., Simpson, D., Bash, J. O., Cooter, E. J., Nemitz, E., and Sutton, M. A.: Advances in understanding, models and parameterizations of biosphere-atmosphere ammonia exchange, *Biogeosciences*, 10, 5183–5225, doi:10.5194/bg-10-5183-2013, 2013.
- Fowler, D., Pilegaard, K., Sutton, M. A., Ambus, P., Raivonen, M., Duyzer, J., Simpson, D., Fagerli, H., Fuzzi, S., Schjoerring, J. K., Granier, C., Neftel, A., Isaksen, I. S. A., Laj, P., Maione, M., Monks, P. S., Burkhardt, J., Daemmgen, U., Neirynck, J., Personne, E., Wichink-Kruit, R., Butterbach-Bahl, K., Flechard, C., Tuovinen, J. P., Coyle, M., Gerosa, G., Loubet, B., Altimir, N., Gruenhage, L., Ammann, C., Cieslik, S., Paoletti, E., Mikkelsen, T. N., Rø-Poulsen, H., Cellier, P., Cape, J. N., Horváth, L., Loreto, F., Niinemets, Ü., Palmer, P. I., Rinne, J., Misztal, P., Nemitz, E., Nilsson, D., Pryor, S., Gallagher, M. W., Vesala, T., Skiba, U., Brüggemann, N., Zechmeister-Boltenstern, S., Williams, J., O'Dowd, C., Facchini, M. C., de Leeuw, G., Flossman, A., Chaumerliac, N., and Erisman, J. W.: Atmospheric composition change: Ecosystems–Atmosphere interactions, *Atmos. Environ.*, 43, 5193–5267, doi:10.1016/j.atmosenv.2009.07.068, 2009.
- Fowler, D., Coyle, M., Skiba, U., Sutton, M. A., Cape, J. N., Reis, S., Sheppard, L. J., Jenkins, A., Grizzetti, B., Galloway, J. N., Vitousek, P., Leach, A., Bouwman, A. F., Butterbach-Bahl, K., Dentener, F., Stevenson, D., Amann, M., and Voss, M.: The global nitrogen cycle in the twenty-first century, *Philos. T. Roy. Soc. B*, 368, 1621, doi:10.1098/rstb.2013.0164, 2013.

- Fry, J. L., Draper, D. C., Zarzana, K. J., Campuzano-Jost, P., Day, D. A., Jimenez, J. L., Brown, S. S., Cohen, R. C., Kaser, L., Hansel, A., Cappellin, L., Karl, T., Roux, A. H., Turnipseed, A., Cantrell, C., Lefer, B. L., and Grossberg, N.: Observations of gas- and aerosol-phase organic nitrates at BEACHON-RoMBAS 2011, *Atmos. Chem. Phys.*, 13, 8585–8605, doi:10.5194/acp-13-8585-2013, 2013.
- Fu, F., Yu, E., Garcia, N. S., Gale, J., Luo, Y., Webb, E. A., and Hutchins, D. A.: Differing responses of marine N_2 fixers to warming and consequences for future diazotroph community structure, *Aquat. Microb. Ecol.*, 72, 33–46, doi:10.3354/ame01683, 2014.
- Fu, F.-X. and Bell, P. R. F.: Effect of salinity on growth, pigmentation, N_2 fixation and alkaline phosphatase activity of cultured *Trichodesmium* sp., *Mar. Ecol.-Prog. Ser.*, 257, 69–76, doi:10.3354/meps257069, 2003.
- Fu, F.-X., Mulholland, M. R., Garcia, N. S., Beck, A., Bernhardt, P. W., Warner, M. E., Sanudo-Wilhelmy, S. A., Hutchins, D. A.: Interactions between changing pCO_2 , N_2 fixation, and Fe limitation in the marine unicellular cyanobacterium *Crocospheera*, *Limnol. Oceanogr.*, 53, 2472–2484, doi:10.4319/lo.2008.53.6.2472, 2008.
- Galloway, J. N., Aber, J. D., Erisman, J. W., Seitzinger, S. P., Howarth, R. W., Cowling, E. B., Cosby, J.: The nitrogen cascade, *BioScience*, 53, 341–356, doi:10.1641/0006-3568, 2003.
- Galloway, J. N., Dentener, F. J., Capone, D. G., Boyer, E. W., Howarth, R. W., Seitzinger, S. P., Asner, G. P., Cleveland, C. C., Green, P. A., Holland, E. A., Karl, D. M., Michaels, A. F., Porter, J. H., Townsend, A. R., and Vörösmarty, C. J.: Nitrogen cycles: past, present, and future, *Biogeochemistry*, 70, 153–226, doi:10.1007/s10533-004-0370-0, 2004.
- Ganzeveld, L., Bouwman, A., Stehfest, E., van Vuuren, D. P., Eickhout, B., and Lelieveld, J.: Impact of future land use and land cover changes on atmospheric chemistry-climate interactions, *J. Geophys. Res.*, 115, D23301, doi:10.1029/2010JD014041, 2010.
- Godfray, H. C. J., Beddington, J. R., Crute, I. R., Haddad, L., Lawrence, D., Muir, J. F., Pretty, J., Robinson, S., Thomas, S. M., and Toulmin, C.: Food security: The challenge of feeding 9 billion people, *Science*, 327, 5967, 812–818, doi:10.1126/science.1185383, 2010.
- Gorzelska, K. and Galloway, J. N.: Amine nitrogen in atmospheric environment over the North Atlantic ocean, *Global Biogeochem. Cy.*, 4, 309–333, doi:10.1029/GB004i003p00309, 1990.
- Gregory, J. M., Jones, C. D., Cadule, P., and Friedlingstein, P.: Quantifying carbon cycle feedbacks, *J. Climate*, 22, 5232–5250, doi:10.1175/2009JCLI2949.1, 2009.
- Groffman, P. M., Altabet, M. A., Böhlke, J. K., Butterbach-Bahl, K., David, M. B., Firestone, M. K., Giblin, A. E., Kana, T. M., Nielsen, L. P., and Voytek, M. A.: Methods for measur-

- ing denitrification: Diverse approaches to a difficult problem, *Ecol. Appl.*, 16, 2091–2122, doi:10.1890/1051-0761(2006)016[2091:MFMDDA]2.0.CO;2, 2006.
- Groffman, P. M., Butterbach-Bahl, K., Fulweiler, R. W., Gold, A. J., Morse, J. L., Stander, E. K., Tague, C., Tonitto, C., and Vidon, P.: Challenges to incorporating spatially and temporally explicit phenomena (hotspots and hot moments), *Biogeochemistry*, 93, 49–77, doi:10.1007/s10533-008-9277-5, 2009.
- Großkopf, T., Mohr, W., Baustian, T., Schunck, H., Gill, D., Kuypers, M. M. M., Lavik, G., Schmitz, R. A., Wallace, D. W. R., and LaRoche, J.: Doubling of marine dinitrogen-fixation rates based on direct measurements, *Nature*, 488, 361–364, doi:10.1038/nature11338, 2012.
- Guo, L. B. and Gifford, R. M.: Soil carbon stocks and land use change: a meta analysis, *Global Change Biol.*, 8, 345–360, doi:10.1046/j.1354-1013.2002.00486.x, 2002.
- Hauglustaine, D. A., Balkanski, Y., and Schulz, M.: A global model simulation of present and future nitrate aerosols and their direct radiative forcing of climate, *Atmos. Chem. Phys.*, 14, 11031–11063, doi:10.5194/acp-14-11031-2014, 2014.
- Hedegaard, G. B., Christensen, J. H., and Brandt, J.: The relative importance of impacts from climate change vs. emissions change on air pollution levels in the 21st century, *Atmos. Chem. Phys.*, 13, 3569–3585, doi:10.5194/acp-13-3569-2013, 2013.
- Herridge, D. F., Peoples, M. B., and Boddey, R. M.: Global inputs of biological nitrogen fixation in agricultural systems, *Plant Soil*, 311, 1–18, doi:10.1007/s11104-008-9668-3, 2008.
- Hofmockel, K. S. and Schlesinger, W. H.: Carbon dioxide effects on heterotrophic dinitrogen fixation in a temperate pine forest, *Soil Sci. Soc. Am. J.*, 71, 140–144, doi:10.2136/sssaj2006.110, 2007.
- Hofmockel, K. S., Gallet-Budynek, A., McCarthy, H. R., Currie, W. S., Jackson, R. B., and Finzi, A. C.: Sources of increased N uptake in forest trees growing under elevated CO₂: results of a large-scale ¹⁵N study, *Global Change Biol.*, 17, 3338–3350, doi:10.1111/j.1365-2486.2011.02465.x, 2011.
- Houlton, B. Z., Wang, Y.-P., Vitousek, P. M., and Field, C. B.: A unifying framework for dinitrogen fixation in the terrestrial biosphere, *Nature*, 454, 327–330, doi:10.1038/nature07028, 2008.
- Howarth, R. W. and Cole, J. J.: Molybdenum availability, nitrogen limitation, and phytoplankton growth in natural waters, *Science*, 229, 653–655, doi:10.1126/science.229.4714.653, 1985.
- Hudman, R. C., Moore, N. E., Mebust, A. K., Martin, R. V., Russell, A. R., Valin, L. C., and Cohen, R. C.: Steps towards a mechanistic model of global soil nitric oxide emis-

1827

- sions: implementation and space based-constraints, *Atmos. Chem. Phys.*, 12, 7779–7795, doi:10.5194/acp-12-7779-2012, 2012.
- Hungate, B. A., Dijkstra, P., Wu, Z., Duval, B. D., Day, F. P., Johnson, D. W., Megonigal, J. P., Brown, A. L. P., and Garland, J. L.: Cumulative response of ecosystem carbon and nitrogen stocks to chronic CO₂ exposure in a subtropical oak woodland, *New Phytol.*, 200, 753–766, doi:10.1111/nph.12333, 2013.
- Hutchins, D. A., Fu, F.-X., Zhang, Y., Warner, M. E., Feng, Y., Portune, K., Bernhardt, P. W., and Mulholland, M. R.: CO₂ control of *Trichodesmium* N₂ fixation, photosynthesis, growth rates, and elemental ratios: Implications for past, present, and future ocean biogeochemistry, *Limnol. Oceanogr.*, 52, 1293–1304, doi:10.4319/lo.2007.52.4.1293, 2007.
- Hutchins, D. A., Mulholland, M. R., and Fu, F.-X.: Nutrient Cycles and Marine Microbes in a CO₂-Enriched Ocean, *Oceanography*, 22, 128–145, 2009.
- Hutchins, D. A., Fu, F.-X., Webb, E. A., Walworth, N., and Tagliabue, A.: Taxon-specific response of marine nitrogen fixers to elevated carbon dioxide concentrations, *Nature Geosci.*, 6, 790–795, doi:10.1038/ngeo1858, 2013.
- Iinuma, Y., Boge, O., Grafe, R., and Herrmann, H.: Methyl-nitrocatechols: Atmospheric tracer compounds for biomass burning secondary organic aerosols, *Environ. Sci. Technol.*, 44, 22, 8453–8459, doi:10.1021/es102938a, 2010.
- IPCC (Intergovernmental Panel on Climate Change): 2006 IPCC Guidelines for National Greenhouse Gas Inventories, prepared by the National Greenhouse Gas Inventories Programme, Edited by: Eggleston, H. S., Buendia, L., Miwa, K., Ngara, T., and Tanabe, K., IGES, Japan, 2006.
- IPCC (Intergovernmental Panel on Climate Change): Climate Change 2013: The physical science basis. Working group I contribution to the Fifth Assessment Report of the Intergovernmental Panel on Climate Change (IPCC), edited by: Stocker, T. F., Qin, D., Plattner, G.-K., Tignor, M. M. B., Allen, S. K., Boschung, J., Nauels, A., Xia, Y., Bex, V., and Midgley, P. M., Cambridge University Press, 1535 pp., 2013.
- Jacobson, M. C., Hansson, H. C., Noone, K. J., and Charlson, R. J.: Organic atmospheric aerosols: review and state of the science, *Rev. Geophys.*, 38, 267–294, doi:10.1029/1998RG000045, 2000.
- Jaeglé, L., Steinberger, L., Martin, R. V., and Chance, K.: Global partitioning of NO_x sources using satellite observations: Relative roles of fossil fuel combustion, biomass burning and soil emissions, *Faraday Discuss.*, 130, 407–423, doi:10.1039/b502128f, 2005.

1828

- Jarvis, P. G.: The interpretation of the variations in leaf water potential and stomatal conductance found in canopies in the field, *Philos. T. Roy. Soc. B*, 273, 593–610, doi:10.1098/rstb.1976.0035, 1976.
- Jensen, L. S., Schjoerring, J. K., van der Hoek, K. W., Poulsen, H. D., Zevenbergen, J. F., Pallière, C., Lammel, J., Brentrup, F., Jongbloed, A. W., Willems, J., and van Grinsven, H.: Benefits of nitrogen for food, fibre and industrial production, in: *The European Nitrogen Assessment: Sources, effects and policy perspectives*, edited by: Sutton, M. A., Howard, C. M., Erisman, J. W., Billen, G., Bleeker, A. Grennfelt, P., van Grinsven, H., and Grizzetti, B., Cambridge University Press, 32–61, 2011.
- Jickells, T., Baker, A. R., Cape, J. N., Cornell, S. E., and Nemitz, E.: The cycling of organic nitrogen through the atmosphere, *Philos. T. Roy. Soc. B*, 368, 1621, doi:10.1098/rstb.2013.0115, 2013.
- Johnson, M. T. and Bell, T. G.: Coupling between dimethylsulfide emissions and the ocean–atmosphere exchange of ammonia. *Environ. Chem.*, 5, 259–267, doi:10.1071/EN08030, 2008.
- Johnson, M. T., Liss, P. S., Bell, T. G., Lesworth, T. J., Baker, A. R., Hind, A. J., Jickells, T. D., Biswas, K. F., Woodward, E. M. S., and Gibb, S. W.: Field observations of the ocean–atmosphere exchange of ammonia: Fundamental importance of temperature as revealed by a comparison of high and low latitudes, *Global Biogeochem. Cy.* 22, GB1019, doi:10.1029/2007GB003039, 2008.
- Jones, M. R., Leith, I. D., Fowler, D., Raven, J. A., Sutton, M. A., Nemitz, E., Cape, J. N., Sheppard, L. J., Smith, R. I., and Theobald, M. R.: Concentration-dependent NH_3 deposition processes for mixed moorland semi-natural vegetation, *Atmos. Environ.*, 41, 2049–2060, doi:10.1016/j.atmosenv.2006.11.003, 2007.
- Jungkunst, H. F., Flessa, H., Scherber, C., and Fiedler, S.: Groundwater level controls CO_2 , N_2O and CH_4 fluxes of three different hydromorphic soil types of a temperate forest ecosystem, *Soil Biol. Biochem.*, 40, 2047–2054, doi:10.1016/j.soilbio.2008.04.015, 2008.
- Kammann, C., Müller, C., Grünhage, L., and Jäger, H. J.: Elevated CO_2 stimulates N_2O emissions in permanent grassland, *Soil Biol. Biochem.*, 40, 2194–2205, doi:10.1016/j.soilbio.2008.04.012, 2008.
- Kanakidou, M., Duce, R. A., Prospero, J. M., Baker, A. R., Benitez-Nelson, C., Dentener, F. J., Hunter, K. A., Liss, P. S., Mahowald, N., Okin, G. S., Sarin, M., Tsigaridis, K., Uematsu, M.,

- Zamora, L. M., and Zhu, T.: Atmospheric fluxes of organic N and P to the global ocean, *Glob. Biogeochem. Cy.*, 26, GB3026, doi:10.1029/2011GB004277, 2012.
- Kicklighter, D. W., Cai, Y., Zhuang, Q., Parfenova, E. I., Paltsev, S., Sokolov, A. P., Melillo, J. M., Reilly, J. M., Tchebakova, N. M., and Lu, X.: Potential influence of climate-induced vegetation shifts on future land use and associated land carbon fluxes in Northern Eurasia. *Environ. Res. Lett.*, 9, 035004, doi:10.1088/1748-9326/9/3/035004, 2014.
- Kieloaho, A. J., Hellen, H., Hakola, H., Manninen, H. E., Nieminen, T., Kulmala, M., and Pihlatie, M.: Gas-phase alkylamines in a boreal Scots pine forest air, *Atmos. Environ.*, 80, 369–377, doi:10.1016/j.atmosenv.2013.08.019, 2013.
- Kirkby, J., Curtius, J., Almeida, J., Dunne, E., Duplissy, J., Ehrhart, S., Franchin, A., Gagné, S., Ickes, L., Kürten, A., Kupc, A., Metzger, A., Riccobono, F., Rondo, L., Schobesberger, S., Tsagkogeorgas, G., Wimmer, D., Amorim, A., Bianchi, F., Breitenlechner, M., David, A., Dommen, J., Downard, A., Ehn, M., Flagan, R. C., Haider, S., Hansel, A., Hauser, R., Jud, W., Junninen, H., Kreissl, F., Kvashin, A., Laaksonen, A., Lehtipalo, K., Lima, J., Lovejoy, E. R., Makhmutov, V., Mathot, S., Mikkilä, Minginette, P., Mogo, S., Nieminen, T., Onnela, A., Pereira, P., Petäjä, Schnitzhofer, R., Seinfeld, J. H., Sipilä, M., Stozhkov, Y., Stratmann, F., Tomé, A., Vanhanen, J., Viisanen, Y., Vrtala, A., Wagner, P. E., Walther, H., Weingartner, E., Wex, H., Winkler, P. M., Carslaw, K. S., Worsnop, D. R., Baltensperger, U., and Kulmala, M.: Role of sulphuric acid, ammonia and galactic cosmic rays in atmospheric aerosol nucleation, *Nature*, 476, 429–433, doi:10.1038/nature10343, 2011.
- Kirschbaum, M. U. F., Guo, L. B., and Gifford, R. M.: Why does rainfall affect the trend in soil carbon after converting pastures to forests?: A possible explanation based on nitrogen dynamics, *Forest Ecol. Manag.*, 255, 2990–3000, doi:10.1016/j.foreco.2008.02.005, 2008.
- Kirschbaum, M. U. F., Saggar, S., Tate, K. R., Thakur, K. P., and Giltrap, D. L.: Quantifying the climate-change consequences of shifting land use between forest and agriculture, *Sci. Total Environ.*, 465, 314–324, doi:10.1016/j.scitotenv.2013.01.026, 2013.
- Kjellstrom, E., Nikulin, G., Hansson, U., Strandberg, G., and Ullerstig, A.: 21st century changes in the European climate: uncertainties derived from an ensemble of regional climate model simulations, *Tellus A*, 63, 24–40, doi:10.1111/j.1600-0870.2010.00475.x, 2011.
- Kourtchev, I., O'Connor, I. P., Giorio, C., Fuller, S. J., Kristensen, K., Maenhaut, W., Wenger, J. C., Sodeau, J. R., Glasius, M., and Kalberer, M.: Effects of anthropogenic emissions on the molecular composition of urban organic aerosols: An ultrahigh resolution mass spectrometry study, *Atmos. Environ.*, 89, 525–532, doi:10.1016/j.atmosenv.2014.02.051, 2014.

- Kranz, S., Sültemeyer, D., Richter, K.-U., and Rost, B.: Carbon acquisition in *Trichodesmium*: The effect of $p\text{CO}_2$ and diurnal changes, *Limnol. Oceanogr.*, 54, 548–559, doi:10.4319/lo.2009.54.2.0548, 2009.
- Kryza, M., Werner, M., Dore, A. J., Blas, M., and Sobik, M.: The role of annual circulation and precipitation on national scale deposition of atmospheric sulphur and nitrogen compounds, *J. Environ. Manage.*, 109, 70–79, doi:10.1016/j.jenvman.2012.04.048, 2012.
- Kunwar, B. and Kawamura, K.: One-year observations of carbonaceous and nitrogenous components and major ions in the aerosols from subtropical Okinawa Island, an outflow region of Asian dusts, *Atmos. Chem. Phys.*, 14, 1819–1836, doi:10.5194/acp-14-1819-2014, 2014.
- Kurtén, T., Loukonen, V., Vehkamäki, H., and Kulmala, M.: Amines are likely to enhance neutral and ion-induced sulfuric acid-water nucleation in the atmosphere more effectively than ammonia, *Atmos. Chem. Phys.*, 8, 4095–4103, doi:10.5194/acp-8-4095-2008, 2008.
- Laitinen, T., Junninen, H., Parshintsev, J., Ruiz-Jimenez, J., Petäjä, T., Hautala, S., Hartonen, K., Worsnop, D., Kulmala, M., and Riekkola, M. L.: Changes in concentration of nitrogen-containing compounds in 10 nm particles of boreal forest atmosphere at snowmelt, *J. Aerosol Sci.*, 70, 1–10, doi:10.1016/j.jaerosci.2013.12.009, 2014.
- Lamarque, J.-F., Kiehl, J. T., Brasseur, G. P., Butler, T., Cameron-Smith, P., Collins, W. D., Collins, W. J., Granier, C., Hauglustaine, D., Hess, P. G., Holland, E. A., Horowitz, L., Lawrence, M. G., McKenna, D., Merilees, P., Prather, M. J., Rasch, P. J., Rotman, D., Shindell, D., and Thornton, P.: Assessing future nitrogen deposition and carbon cycle feedback using a multimodel approach: Analysis of nitrogen deposition, *J. Geophys. Res.*, 110, D19303, doi:10.1029/2005JD005825, 2005.
- Lamarque, J.-F., Kyle, G. P., Meinshausen, M., Riahi, K., Smith, S. J., van Vuuren, D. P., Conley, A. J., and Vitt, F.: Global and regional evolution of short-lived radiatively-active gases and aerosols in the Representative Concentration Pathways, *Clim. Change*, 109, 191–212, doi:10.1007/s10584-011-0155-0, 2011.
- Lamarque, J.-F., Dentener, F., McConnell, J., Ro, C. U., Shaw, M., Vet, R., Bergmann, D., Cameron-Smith, P., Dalsoren, S., Doherty, R., Faluvegi, G., Ghan, S. J., Josse, B., Lee, Y. H., MacKenzie, I. A., Plummer, D., Shindell, D. T., Skeie, R. B., Stevenson, D. S., Strode, S., Zeng, G., Curran, M., Dahl-Jensen, D., Das, S., Fritzsche, D., and Nolan, M.: Multi-model mean nitrogen and sulfur deposition from the Atmospheric Chemistry and Climate Model Intercomparison Project (ACCMIP): evaluation of historical and projected future changes, *Atmos. Chem. Phys.*, 13, 7997–8018, doi:10.5194/acp-13-7997-2013, 2013.

1831

- LeClair, J. P., Collett, J. P., and Mazzoleni L. R.: Fragmentation analysis of water-soluble atmospheric organic matter using ultrahigh-resolution FT-ICR mass spectrometry, *Environ. Sci. Technol.*, 46, 4312–4322, doi.org/10.1021/es203509b, 2012.
- Ledgard, S. F. and Steele, K. W.: Biological nitrogen-fixation in mixed legume grass pastures, *Plant Soil*, 141, 137–153, doi:10.1007/BF00011314, 1992.
- Lee, A. K. Y., Zhao, R., Li, R., Liggio, J., Li, S.-M., and Abbatt, J. P. D.: Formation of light absorbing organo-nitrogen species from evaporation of droplets containing glyoxal and ammonium sulfate, *Environ. Sci. Technol.*, 47, 12819–12826, doi:10.1021/es402687w, 2013.
- Leemans, R., van Amstel, A., Battjes, C., Kreileman, E., and Toet, S.: The land cover and carbon cycle consequences of large scale utilizations of biomass as an energy source, *Global Environ. Change*, 6, 335–357, doi:10.1016/S0959-3780(96)00028-3, 1996.
- Lesworth, T., Baker, A. R., and Jickells, T.: Aerosol organic nitrogen over the remote Atlantic Ocean, *Atmos. Environ.*, 44, 1887–1893, doi:10.1016/j.atmosenv.2010.02.021, 2010.
- Levitán, O., Rosenberg, G., Setlik, I., Setlikova, E., Grigel, J., Klepetar, J., Prasil, O., and Berman-Frank, I.: Elevated CO_2 enhances nitrogen fixation and growth in the marine cyanobacterium *Trichodesmium*, *Global Change Biol.*, 13, 531–538, doi:10.1111/j.1365-2486.2006.01314.x, 2007.
- Li, Q. F. and Yu, J. Z.: Determination of total aerosol nitrogen by thermal evolution, *Aerosol Sci. Tech.*, 38, 382–390, doi:10.1080/02786820490442626, 2004.
- Liao, H., Chen, W. T., and Seinfeld, J. H.: Role of climate change in global predictions of future tropospheric ozone and aerosols, *J. Geophys. Res.*, 111, D12304, doi:10.1029/2005jd006852, 2006.
- Liss, P. S. and Slater, P. G.: Flux of Gases across the Air- Sea Interface, *Nature*, 247, 181–184, doi:10.1038/247181a0, 1974.
- Liu, C., Zheng, X., Zhou, Z., Han, S., Wang, Y., Wang, K., Liang, W., Li, M., Chen, D., and Yang, Z.: Nitrous oxide and nitric oxide emissions from an irrigated cotton field in Northern China, *Plant Soil*, 332, 123–134, doi:10.1007/s11104-009-0278-5, 2010.
- Logan, J. A.: Nitrogen oxides in the troposphere: Global and regional budgets, *J. Geophys. Res.*, 88, 10785–10807, doi:10.1029/JC088iC15p10785, 1983.
- Long, S. P., Ainsworth, E. A., Rogers, A., and Ort, D. R.: Rising atmospheric carbon dioxide: plants FACE the future, *Annu. Rev. Plant Biol.*, 55, 591–628, doi:10.1146/annurev.arplant.55.031903.141610, 2004.

1832

- Loubet, B., Milford, C., Sutton, M. A., and Cellier, P.: Investigation of the interaction between sources and sinks of atmospheric ammonia in an upland landscape using a simplified dispersion-exchange model, *J. Geophys. Res.*, 106, 24183–24195, doi:10.1029/2001JD900238, 2001.
- 5 Loubet, B., Asman, W. A., Theobald, M. R., Hertel, O., Tang, Y. S., Robin, P., Hassouna, M., Dämmgen, U., Genermont, S., Cellier, P., and Sutton, M. A.: Ammonia deposition near hot spots: Processes, models and monitoring methods, in: *Atmospheric ammonia. Detecting emissions changes and environmental impacts*, edited by: Sutton, M. A., Reis, S., and Baker, S. M., Springer, 205–267, doi:10.1007/978-1-4020-9121-6_15, 2009.
- 10 Luo, C., Rodriguez, R. L. M., Johnston, E. R., Wu, L., Cheng, L., Xue, K., Tu, Q., Deng, Y., He, Z., Shi, J. Z., Yuan, M. M., Sherry, R. A., Li, D., Luo, Y., Schuur, E. A. G., Chain, P., Tiedje, J. M., Zhou, J., and Konstantinidis, K. T.: Soil microbial community responses to a decade of warming revealed by comparative metagenomics, *Appl. Environ. Microbiol.*, 80, 1777–1786, doi:10.1128/AEM.03712-13, 2014.
- 15 Luo, Y., Melillo, J., Niu, S., Beier, C., Clark, J. S., Classen, A. T., Davidson, E., Dukes, J. S., Evans, R. D., Field, C. B., Czimczik, C. I., Keller, M., Kimball, B. A., Kueppers, L. M., Norby, R. J., Pelini, S. L., Pendall, E., Rastetter, E., Six, J., Smith, M., Tjoelker, M. G., Torn, M. S.: Coordinated approaches to quantify long-term ecosystem dynamics in response to global change, *Global Change Biol.*, 17, 843–854, doi:10.1111/j.1365-2486.2010.02265.x, 2011.
- 20 Luo, Y.-W., Doney, S. C., Anderson, L. A., Benavides, M., Berman-Frank, I., Bode, A., Bonnet, S., Boström, K. H., Böttjer, D., Capone, D. G., Carpenter, E. J., Chen, Y. L., Church, M. J., Dore, J. E., Falcón, L. I., Fernández, A., Foster, R. A., Furuya, K., Gómez, F., Gundersen, K., Hynes, A. M., Karl, D. M., Kitajima, S., Langlois, R. J., LaRoche, J., Letelier, R. M., Marañón, E., McGillicuddy Jr., D. J., Moisaner, P. H., Moore, C. M., Mouriño-Carballido, B., Mulholland, M. R., Needoba, J. A., Orcutt, K. M., Poulton, A. J., Rahav, E., Raimbault, P., Rees, A. P., Riemann, L., Shiozaki, T., Subramaniam, A., Tyrrell, T., Turk-Kubo, K. A., Varela, M., Villareal, T. A., Webb, E. A., White, A. E., Wu, J., and Zehr, J. P.: Database of diazotrophs in global ocean: abundance, biomass and nitrogen fixation rates, *Earth Syst. Sci. Data*, 4, 47–73, doi:10.5194/essd-4-47-2012, 2012.
- 25 Luo, Y.-W., Lima, I. D., Karl, D. M., Deutsch, C. A., and Doney, S. C.: Data-based assessment of environmental controls on global marine nitrogen fixation, *Biogeosciences*, 11, 691–708, doi:10.5194/bg-11-691-2014, 2014.
- 30

- Luscher, A., Mueller-Harvey, I., Soussana, J. F., Rees, R. M., and Peyraud, J. L.: Potential of legume-based grassland-livestock systems in Europe: a review, *Grass Forage Sci.*, 69, 206–228, doi:10.1111/gfs.12124, 2014.
- Mace, K. A., Duce, R. A., and Tindale, N. W.: Organic nitrogen in rain and aerosol at Cape Grim, Tasmania, Australia, *J. Geophys. Res.-Atmos.*, 108, 4338, doi:10.1029/2002JD003051, 2003a.
- 5 Mace, K. A., Artaxo, P., and Duce, R. A.: Water-soluble organic nitrogen in Amazon Basin aerosols during the dry (biomass burning) and wet seasons, *J. Geophys. Res.-Atmos.*, 108, 4512, doi:10.1029/2003JD003557, 2003b.
- 10 Mace, K. A., Kubilay, N., and Duce, R. A.: Organic nitrogen in rain and aerosol in the eastern Mediterranean atmosphere: an association with atmospheric dust, *J. Geophys. Res.-Atmos.*, 108, 4320, doi:10.1029/2002JD002997, 2003c.
- MacLeod, M., Moran, D., Eory, V., Rees, R. M., Barnes, A., Topp, C. F. E., Ball, B., Hoad, S., Wall, E., McVittie, A., Pajot, G., Matthews, R., Smith, P., and Moxey, A.: Developing greenhouse gas marginal abatement cost curves for agricultural emissions from crops and soils in the UK, *Agr. Syst.*, 103, 4, 198–209, doi:10.1016/j.agsy.2010.01.002, 2010.
- 15 Mahaffey, C., Michaels, A. F., and Capone, D. G.: The conundrum of marine N_2 fixation, *Am. J. Sci.*, 305, 546–595, doi:10.2475/aj.s.305.6-8.546, 2005.
- Marino, R., Howarth, R. W., Chan, F., Cole, J. J., Likens, G. E.: Sulfate inhibition of molybdenum-dependent nitrogen fixation by planktonic cyanobacteria under sea water conditions: a non-reversible effect, *Hydrobiologia*, 500, 277–293, doi:10.1023/A:1024641904568, 2003.
- Martin, R. V., Jacob, D. J., Chance, K., Kurosu, T. P., Palmer, P. I., and Evans, M. J.: Global inventory of nitrogen oxide emissions constrained by space-based observations of NO_2 columns, *J. Geophys. Res.*, 108, 4537, doi:10.1029/2003JD003453, 2003.
- 25 Massad, R.-S., Nemitz, E., and Sutton, M. A.: Review and parameterisation of bi-directional ammonia exchange between vegetation and the atmosphere, *Atmos. Chem. Phys.*, 10, 10359–10386, doi:10.5194/acp-10-10359-2010, 2010a.
- Massad, R.-S., Tuzet, A., Loubet, B., Perrier, A., and Cellier, P.: Model of stomatal ammonia compensation point (STAMP) in relation to the plant nitrogen and carbon metabolisms and environmental conditions, *Ecol. Model.*, 221, 479–494, doi:10.1016/j.ecolmodel.2009.10.029, 2010b.
- 30 Matsumoto, K., and Uematsu, M.: Free amino acids in marine aerosols over the western North Pacific Ocean, *Atmos. Environ.*, 39, 2163–2170, doi:10.1016/j.atmosenv.2004.12.022, 2005.

- McKee, C. M.: Biogeochemical cycles of ammonia and dimethylsulphide in the marine environment, Ph.D. thesis, University of East Anglia (UEA), Norwich, UK, 2001.
- Medinets, S., Skiba, U., Rennenberg, H., and Butterbach-Bahl, K.: A review on soil NO transformation: Associated processes and possible physiological significance in organisms, *Soil Biol. Biochem.*, 80, 92–117, doi:10.1016/j.soilbio.2014.09.025, 2015.
- Melillo, J. M., Steudler, P. A., Aber, J. D., Newkirk, K., Lux, H., Bowles, F. P., Catricala, C., Magill, A., Ahrens, T., and Morrisseau, S.: Soil warming and carbon-cycle feedbacks to the climate system, *Science*, 298, 2173–2176, doi:10.1126/science.1074153, 2002.
- Melillo, J. M., Butler, S., Johnson, J., Mohan, J., Steudler, P., Lux, H., Burrows, E., Bowles, F., Smith, R., Scott, L., Vario, C., Hill, T., Burton, A., Zhou, Y.-M., and Tang, J.: Soil warming, carbon-nitrogen interactions, and forest carbon budgets, *P. Natl. Acad. Sci. USA*, 108, 9508–9512, doi:10.1073/pnas.1018189108, 2011.
- Meyer, M. W.: Absorption and release of ammonia from and to the atmosphere by plants, Ph. D. thesis, University of Maryland, College Park, MD, USA, 63 pp., 1973.
- Mikkelsen, T. N., Beier, C., Jonasson, S., Holmstrup, M., Schmidt, I. K., Ambus, P., Pilegaard, K., Michelsen, A., Albert, K., Andresen, L. C., Arndal, M. F., Bruun, N., Christensen, S., Danbæk, S., Gundersen, P., Jørgensen, P., Kongstad, J., Maraldo, K., Priemé, A., Riis-Nielsen, T., Ro-Poulsen, H., Stevnbak, K., Selsted, M. B., Sørensen, P., Larsen, K. S., Carter, M. S., Martinussen, T., Miglietta, F., and Sverdrup, H.: Experimental design of multifactor climate change experiments with elevated CO₂, warming and drought – the CLIMATE project, *Funct. Ecol.*, 22, 185–195, doi:10.1111/j.1365-2435.2007.01362.x, 2008.
- Miyazaki, K., Eskes, H. J., and Sudo, K.: Global NO_x emission estimates derived from an assimilation of OMI tropospheric NO₂ columns, *Atmos. Chem. Phys.*, 12, 2263–2288, doi:10.5194/acp-12-2263-2012, 2012.
- Miyazaki, Y., Kawamura, K., and Sawano, M.: Size distributions of organic nitrogen and carbon in remote marine aerosols: evidence of marine biological origin based on their isotopic ratios, *Geophys. Res. Lett.*, 37, L06803, doi:10.1029/2010GL042483, 2010.
- Miyazaki, Y., Fu, P. Q., Ono, K., Tachibana, E., and Kawamura, K.: Seasonal cycles of water-soluble organic nitrogen aerosols in a deciduous broadleaf forest in northern Japan, *J. geophys. Res.-Atmos.*, 119, 1440–1454, doi:10.1002/2013JD020713, 2014.
- Monks, P. S., Granier, C., Fuzzi, S., Stohl, A., Williams, M. L., Akimoto, H., Amann, M., Baklanov, A., Baltensperger, U., Bey, I., Blake, N., Blake, R. S., Carslaw, K., Cooper, O. R., Dentener, F., Fowler, D., Fragkou, E., Frost, G. J., Generoso, S., Ginoux, P., Grewe, V., Guenther, A.,

1835

- Hansson, H. C., Henne, S., Hjorth, J., Hofzumahaus, A., Huntrieser, H., Isaksen, I. S. A., Jenkin, M. E., Kaiser, J., Kanakidou, M., Klimont, Z., Kulmala, M., Laj, P., Lawrence, M. G., Lee, J. D., Liousse, C., Maione, M., McFiggans, G., Metzger, A., Mieville, A., Moussiopoulos, N., Orlando, J. J., O'Dowd, C. D., Palmer, P. I., Parrish, D. D., Petzold, A., Platt, U., Poeschl, U., Prevot, A. S. H., Reeves, C. E., Reimann, S., Rudich, Y., Sellegri, K., Steinbrecher, R., Simpson, D., ten Brink, H., Theloke, J., van der Werf, G. R., Vautard, R., Vestreng, V., Vlachokostas, Ch., and von Glasow, R.: Atmospheric composition change – global and regional air quality, *Atmos. Environ.*, 43, 5268–5350, doi:10.1016/j.atmosenv.2009.08.021, 2009.
- Monks, P. S., Archibald, A. T., Colette, A., Cooper, O., Coyle, M., Derwent, R., Fowler, D., Granier, C., Law, K. S., Stevenson, D., Tarasova, O., Thouret, V., von Schneidmeyer, E., Sommariva, R., Wild, O., and Williams, M. L.: Tropospheric ozone and its precursors from the urban to the global scale from air quality to short lived climate forcer, *Atmos. Chem. Phys. Discuss.*, 14, 32709–32933, doi:10.5194/acpd-14-32709-2014, 2014.
- Monteith, J. L. and Unsworth, M. H.: Principles of environmental physics, 4th edition, Elsevier, Amsterdam, 401 pp., 2013.
- Montero-Martinez, G., Rinaldi, M., Gilardoni, S., Giulianelli, L., Paglione, M., Decesari, S., Fuzzi, S., and Facchini, M. C.: On the water-soluble organic nitrogen concentration and mass size distribution during the fog season in the Po Valley, Italy, *Sci. Total Environ.*, 485–486, 103–109, doi:10.1016/j.scitotenv.2014.03.060, 2014.
- Montoya, J. P., Holl, C. M., Zehr, J. P., Hansen, A., Villareal, T. A., and Capone, D. G.: High rates of N₂ fixation by unicellular diazotrophs in the oligotrophic Pacific Ocean, *Nature*, 430, 1027–1032, doi:10.1038/nature02824, 2004.
- Moore, C. M., Mills, M. M., Arrigo, K. R., Berman-Frank, I., Bopp, L., Boyd, P. W., Galbraith, E. D., Geider, R. J., Guieu, C., Jaccard, S. L., Jickells, T. D., La Roche, J., Lenton, T. M., Mahowald, N. M., Marañón, E., Marinov, I., Moore, J. K., Nakatsuka, T., Oschlies, A., Saito, M. A., Thingstad, T. F., Tsuda, A., and Ulloa, O.: Processes and patterns of oceanic nutrient limitation, *Nat. Geosci.*, 6, 701–710, doi:10.1038/ngeo1765, 2013.
- Moore, J. K. and Doney, S. C.: Iron availability limits the ocean nitrogen inventory stabilizing feedbacks between marine denitrification and nitrogen fixation, *Global Biogeochem. Cy.*, 21, GB2001, doi:10.1029/2006GB002762, 2007.
- Moore, J. K., Doney, S. C., Glover, D. M., and Fung, I. Y.: Iron cycling and nutrient-limitation patterns in surface waters of the world ocean, *Deep-Sea Res.*, 49, 463–507, doi:10.1016/S0967-0645(01)00109-6, 2002.

1836

- Moore, J. K., Doney, S. C., Lindsay, K., Mahowald, N., and Michaels, A. F.: Nitrogen fixation amplifies the ocean biogeochemical response to decadal timescale variations in mineral dust deposition, *Tellus B*, 58, 560–572, doi:10.1111/j.1600-0889.2006.00209.x, 2006.
- Mulholland, M. R., Bernhardt, P. W., Heil, C. A., Bronk, D. A., and O'Neil, J. M.: Nitrogen fixation and release of fixed nitrogen by *Trichodesmium* spp. in the Gulf of Mexico, *Limnol. Oceanogr.*, 51, 1762–1776, doi:10.4319/lo.2006.51.4.1762, 2006.
- Müller, C., Iinuma, Y., Karstensen, J., van Pinxteren, D., Lehmann, S., Gnauk, T., and Herrmann, H.: Seasonal variation of aliphatic amines in marine sub-micrometer particles at the Cape Verde islands, *Atmos. Chem. Phys.*, 9, 9587–9597, doi:10.5194/acp-9-9587-2009, 2009.
- Murphy, S. M., Sorooshian, A., Kroll, J. H., Ng, N. L., Chhabra, P., Tong, C., Surratt, J. D., Knipping, E., Flagan, R. C., and Seinfeld, J. H.: Secondary aerosol formation from atmospheric reactions of aliphatic amines, *Atmos. Chem. Phys.*, 7, 2313–2337, doi:10.5194/acp-7-2313-2007, 2007.
- Neff, J. C., Holland, E. A., Dentener, F. J., McDowell, W. H., and Russell, K. M.: The origin, composition and rates of organic nitrogen deposition: a missing piece of the nitrogen cycle?, *Biogeochemistry*, 57/58, 99–136, doi:10.1023/A:1015791622742, 2002.
- Neirynck, J., Kowalski, A. S., Carrara, A., Genouw, G., Berghmans, P., and Ceulemans, R.: Fluxes of oxidised and reduced nitrogen above a mixed coniferous forest exposed to various nitrogen emission sources, *Environ. Pollut.*, 149, 31–43, doi:10.1016/j.envpol.2006.12.029, 2007.
- Nemitz, E., Sutton, M. A., Wyers, G. P., Otjes, R. P., Schjoerring, J. K., Gallagher, M. W., Parrington, J., Fowler, D., and Choularton, T. W.: Surface/atmosphere exchange and chemical interaction of gases and aerosols over oilseed rape, *Agr. Forest Meteorol.*, 105, 427–445, doi:10.1016/S0168-1923(00)00207-0, 2000.
- Nemitz, E., Dorsey, J. R., Flynn, M. J., Gallagher, M. W., Hensen, A., Erisman, J.-W., Owen, S. M., Dämmgen, U., and Sutton, M. A.: Aerosol fluxes and particle growth above managed grassland, *Biogeosciences*, 6, 1627–1645, doi:10.5194/bg-6-1627-2009, 2009.
- Nemitz, E., Langford, B., Ryder, J., Vieno, M., Sutton, M. A.: Ammonium nitrate deposition modeling – accounting for evaporation during the deposition process, Presentation OP06-6, International Aerosol Conference, Busan, South Korea, 28 August–2 September, 2014.
- Nguyen, T. B., Lee, P. B., Updyke, K. M., Bones, D. L., Laskin, J., Laskin, A., and Nizkorodov, S. A.: Formation of nitrogen- and sulfur-containing light-absorbing compounds accelerated

1837

- by evaporation of water from secondary organic aerosols, *J. Geophys. Res.*, 117, D01207, doi:10.1029/2011JD016944, 2012.
- Noble, A. E., Lamborg, C. H., Ohnemus, D. C., Lam, P. J., Goepfert, T. J., Measures, C. I., Frame, C. H., Casciotti, K. L., Ditullio, G. R., Jennings, J., and Saito, M. A.: Basin-scale inputs of cobalt, iron, and manganese from the Benguela-Angola front to the South Atlantic Ocean, *Limnol. Oceanogr.*, 57, 989–1010, doi:10.4319/lo.2012.57.4.0989, 2012.
- Norby, R. J., Warren, J. M., Iversen, C. M., Medlyn, B. E., and McMurtrie, R. E.: CO₂ enhancement of forest productivity constrained by limited nitrogen availability, *P. Natl. Acad. Sci. USA*, 107, 19368–19373, doi:10.1073/pnas.1006463107 and doi:10.1073/pnas.1006463107/-DCSupplemental, 2010.
- Nozière, B., Dziedzic, P., and Córdoba, A.: Formation of secondary light-absorbing “fulvic-like” oligomers: A common process in aqueous and ionic atmospheric particles? *Geophys. Res. Lett.*, 34, L21812, doi:10.1029/2007GL031300, 2007.
- Nozière, B., Dziedzic, P., and Córdoba, A.: Products and kinetics of the liquid-phase reaction of glyoxal catalyzed by ammonium ions (NH₄⁺), *J. Phys. Chem.*, 113, 231–237, doi:10.1021/jp8078293, 2009.
- O'Brien, R. E., Laskin, A., Laskin, J., Liu, S., Weber, R., Russell, L. M., and Goldstein, A. H.: Molecular characterization of organic aerosol using nanospray desorption/electrospray ionization mass spectrometry: CalNex 2010 field study, *Atmos. Environ.*, 68, 265–272, doi:10.1016/j.atmosenv.2012.11.056, 2013.
- Oswald, R., Behrendt, T., Ermel, M., Wu, D., Su, H., Cheng, Y., Breuninger, C., Moravek, A., Mougin, E., Delon, C., Loubet, B., Pommerening-Röser, A., Sörgel, M., Pöschl, U., Hoffmann, T., Andreae, M. O., Meixner, F. X., and Trebs, I.: HONO emissions from soil bacteria as a major source of atmospheric reactive nitrogen, *Science*, 341, 1233–1235, doi:10.1126/science.1242266, 2013.
- Paerl, H. W., Crocker, K. M., and Prufert, L. E.: Limitation of N₂ fixation in coastal marine waters: Relative importance of molybdenum, iron, phosphorus, and organic matter availability, *Limnol. Oceanogr.*, 32, 525–536, doi:10.4319/lo.1987.32.3.0525, 1987.
- Palmroth, S., Oren, R., McCarthy, H. R., Johnsen, K. H., Finzi, A. C., Butnor, J. R., Ryan, M. G., and Schlese, U.: Aboveground sink strength in forests controls the allocation of carbon below ground and its [CO₂]-induced enhancement, *P. Natl. Acad. Sci. USA*, 103, 19362–19367, doi:10.1073/pnas.0609492103, 2006.

1838

- Park, S., Croteau, P., Boering, K. A., Etheridge, D. M., Ferretti, D., Fraser, P. J., Kim, K.-R., Krummel, P. B., Langenfelds, R. L., van Ommen, T. D., Steele, L. P., and Trudinger, C. M.: Trends and seasonal cycles in the isotopic composition of nitrous oxide since 1940, *Nat. Geosci.*, 5, 261–265, doi:10.1038/ngeo1421, 2012.
- 5 Paulsen, D. M., Paerl, H. W., and Bishop, P. E.: Evidence that molybdenum-dependent nitrogen fixation is not limited by high sulfate concentrations in marine environments, *Limnol. Oceanogr.*, 36, 1325–1334, doi:10.4319/lo.1991.36.7.1325, 1991.
- Paumen, M. L., de Voogt, P., van Gestel, C. A. M., and Kraak, M. H. S.: Comparative chronic toxicity of homo- and heterocyclic aromatic compounds to benthic and terrestrial invertebrates: generalizations and exceptions, *Sci. Total Environ.*, 407, 4605–4609, doi:10.1016/j.scitotenv.2009.04.039, 2009.
- 10 Peierls, B. L. and Paerl, H. W.: Bioavailability of atmospheric organic nitrogen deposition to coastal phytoplankton, *Limnol. Oceanogr.*, 42, 1819–1823, doi:10.4319/lo.1997.42.8.1819, 1997.
- 15 Pinay, G., Gumiero, B., Tabacchi, E., Gimenez, O., Tabacchi-Planty, A. M., Hefting, M. M., Burt, T. P., Black, V. A., Nilsson, C., Iordache, V., Bureau, F., Vought, L., Petts, G. E., and Décamps, H.: Patterns of denitrification rates in European alluvial soils under various hydrological regimes, *Freshwater Biol.*, 52, 252–266, doi:10.1111/j.1365-2427.2006.01680.x, 2007.
- 20 Powelson, M. H., Espelien, B. M., Hawkins, L. N., Galloway, M. M., and De Haan, D. O.: Brown carbon formation by aqueous-phase carbonyl compound reactions with amines and ammonium sulfate, *Environ. Sci. Technol.*, 48, 985–993, doi:10.1021/es4038325, 2014.
- Prather, M. J. and Ehhalt, D.: Atmospheric chemistry and greenhouse gases, in: *Climate Change 2001: The scientific basis. Contribution of Working Group I to the Third Assessment Report of the Intergovernmental Panel on Climate Change*, edited by: Houghton, J. T., Ding, Y., Griggs, D. J., Noguer, M., van der Linden, P. J., Dai, X., Maskell, K., and Johnson, C. A., Intergovernmental Panel on Climate Change (IPCC), Cambridge University Press, Cambridge, United Kingdom and New York, NY, USA, Chapter 4, 239–287, 2001.
- 25 Prospero, J. M. and Lamb, P. J.: African droughts and dust transport to the Caribbean: Climate change implications, *Science*, 302, 1024–1027, doi:10.1126/science.1089915, 2003.
- 30 Pye, H. O. T., Liao, H., Wu, S., Mickley, L. J., Jacob, D. J., Henze, D. K., and Seinfeld, J. H.: Effect of changes in climate and emissions on future sulfate-nitrate-ammonium aerosol levels in the United States, *J. Geophys. Res.*, 114, D01205, doi:10.1029/2008JD010701, 2009.

1839

- Rastogi, N., Zhang, X. L., Edgerton, E. S., Ingall, E., and Weber, R. J.: Filterable water-soluble organic nitrogen in fine particles over the southeastern USA during summer, *Atmos. Environ.*, 45, 6040–6047, doi:10.1016/j.atmosenv.2011.07.045, 2011.
- Ravishankara, A. R., Daniel, J. S., and Portmann, R. W.: Nitrous oxide (N₂O): the dominant ozone-depleting substance emitted in the 21st century, *Science*, 326, 5949, doi:10.1126/science.1176985, 2009.
- 5 Reeve, N. and Toumi, R.: Lightning activity as an indicator of climate change, *Q. J. Roy. Meteor. Soc.*, 125, 893–903, doi:10.1002/qj.4971255507, 1999.
- Riddick, S. N., Dragosits, U., Blackall, T. D., Daunt, F., Wanless, S., and Sutton, M. A.: The global distribution of ammonia emissions from seabird colonies, *Atmos. Environ.*, 55, 319–327, doi:10.1016/j.atmosenv.2012.02.052, 2012.
- 10 Riedo, M., Milford, C., Schmid, M., and Sutton, M. A.: Coupling soil-plant-atmosphere exchange of ammonia with ecosystem functioning in grasslands, *Ecol. Model.*, 158, 83–110, doi:10.1016/S0304-3800(02)00169-2, 2002.
- 15 Rincon, A. G., Calvo, A. I., Dietzel, M., and Kalberer, M.: Seasonal differences of urban organic aerosol composition – an ultra-high resolution mass spectrometry study, *Environ. Chem.*, 9, 298–319, doi:10.1071/EN12016, 2012.
- Rosa, S. M., Kraemer, F. B., Soria, M. A., Guerrero, L. D., Morrás, H. J. M., Figuerola, E. L. M., and Erijman, L.: The influence of soil properties on denitrifying bacterial communities and denitrification potential in no-till production farms under contrasting management in the Argentinean Pampas, *Appl. Soil Ecol.*, 75, 172–180, doi:10.1016/j.apsoil.2013.11.012, 2014.
- 20 Russell, K. M., Keene, W. C., Maben, J. R., Galloway, J. N., and Moody, J. L.: Phase partitioning and dry deposition of atmospheric nitrogen at the mid-Atlantic US coast, *J. Geophys. Res.*, 108, 4656, doi:10.1029/2003JD003736, 2003.
- 25 Rustad, L. E., Campbell, J. L., Marion, G. M., Norby, R. J., Mitchell, M. J., Hartley, A. E., Cornelissen, J. H. C., and Gurevitch, J.: A meta-analysis of the response of soil respiration, net nitrogen mineralization, and aboveground plant growth to experimental ecosystem warming, *Oecologia*, 126, 543–562, doi:10.1007/s004420000544, 2001.
- Ryder, J.: Emission, deposition and chemical conversion of atmospheric trace substances in and above vegetation canopies, PhD thesis, University of Manchester, Manchester, 2010.
- 30 Sarmiento, J. L., Slater, R., Barber, R., Bopp, L., Doney, S. C., Hirst, A. C., Kleypas, J., Matear, R., Mikolajewicz, U., Monfray, P., Soldatov, V., Spall, S. A., and Stouffer, R.: Re-

1840

- sponse of ocean ecosystems to climate warming, *Global Biogeochem. Cy.*, 18, GB3003, doi:10.1029/2003GB002134, 2004.
- Saxena, P. and Hildemann, L. M.: Water-soluble organics in atmospheric particles: A critical review of the literature and application of thermodynamics to identify candidate compounds, *J. Atmos. Chem.*, 24, 57–109, doi:10.1007/BF00053823, 1996.
- Scalabrin, E., Zangrando, R., Barbaro, E., Kehrwald, N. M., Gabrieli, J., Barbante, C., and Gamaro, A.: Amino acids in Arctic aerosols, *Atmos. Chem. Phys.*, 12, 10453–10463, doi:10.5194/acp-12-10453-2012, 2012.
- Schreiber, F., Wunderlin, P., Udert, K. M., and Wells, G. F.: Nitric oxide and nitrous oxide turnover in natural and engineered microbial communities: biological pathways, chemical reactions, and novel technologies, *Front. Microbiol.*, 3, 372, doi:10.3389/fmicb.2012.00372, 2012.
- Schumann, U. and Huntrieser, H.: The global lightning-induced nitrogen oxides source, *Atmos. Chem. Phys.*, 7, 3823–3907, doi:10.5194/acp-7-3823-2007, 2007.
- Seinfeld, J. H. and Pandis, S. N.: *Atmospheric physics and chemistry*, 1st edition, John Wiley & Sons, 1360 pp. 1998.
- Seitzinger, S. P. and Sanders, R. W.: Atmospheric inputs of dissolved organic nitrogen stimulate estuarine bacteria and phytoplankton, *Limnol. Oceanogr.*, 44, 721–730, doi:10.4319/lo.1999.44.3.0721, 1999.
- Seitzinger, S., Harrison, J. A., Bohlkem J. K., Bouwman, A. F., Lowrance, R., Peterson, B., Tobias, C., and Van Drecht, G.: Denitrification across landscapes and waterscapes: a synthesis, *Ecol. Appl.*, 16, 2064–2090, doi:10.1890/1051-0761(2006)016[2064:DALAWA]2.0.CO;2, 2006.
- Shapiro, E. L., Szprengiel, J., Sareen, N., Jen, C. N., Giordano, M. R., and McNeill, V. F.: Light-absorbing secondary organic material formed by glyoxal in aqueous aerosol mimics, *Atmos. Chem. Phys.*, 9, 2289–2300, doi:10.5194/acp-9-2289-2009, 2009.
- Sharp, R. G. and Davies, W. J.: Variability among species in the apoplastic pH signalling response to drying soils, *J. Exp. Bot.*, 60, 4363–4370, doi:10.1093/jxb/erp273, 2009.
- Shen, J., Cui, Z., Miao, Y., Mi, G., Zhang, H., Fan, M., Zhang, C., Jiang, R., Zhang, W., Li, H., Chen, X., Li, X., and Zhang, F.: Transforming agriculture in China: From solely high yield to both high yield and high resource use efficiency, *Global Food Secur.*, 2, 1–8, doi:10.1016/j.gfs.2012.12.004, 2013.

- Shi, D., Xu, Y., Hopkinson, B. M., Morel, F. M. M.: Effect of ocean acidification on iron availability to marine phytoplankton, *Science*, 327, 5966, 676–679, doi:10.1126/science.1183517, 2010.
- Shi, J. H., Han, J., Fan, D. G., Qi, J. H., and Gao, H. W.: Contribution of water soluble organic nitrogen to total nitrogen in atmospheric aerosols in Qingdao, *Huanjing Kexue*, 32, 1–8, 2011.
- Simpson, D., Benedictow, A., Berge, H., Bergström, R., Emberson, L. D., Fagerli, H., Flechard, C. R., Hayman, G. D., Gauss, M., Jonson, J. E., Jenkin, M. E., Nyíri, A., Richter, C., Seimeena, V. S., Tsyro, S., Tuovinen, J.-P., Valdebenito, A., and Wind, P.: The EMEP MSC-W chemical transport model – technical description, *Atmos. Chem. Phys.*, 12, 7825–7865, doi:10.5194/acp-12-7825-2012, 2012.
- Simpson, D., Andersson, C., Christensen, J. H., Engardt, M., Geels, C., Nyíri, A., Posch, M., Soares, J., Sofiev, M., Wind, P., and Langner, J.: Impacts of climate and emission changes on nitrogen deposition in Europe: a multi-model study, *Atmos. Chem. Phys. Discuss.*, 14, 6663–6720, doi:10.5194/acpd-14-6663-2014, 2014.
- Singh, B. K., Bardgett, R. D., Smith, P., and Reay, D. S.: Microorganisms and climate change: terrestrial feedbacks and mitigation options, *Nat. Rev. Microbiol.*, 8, 779–790, doi:10.1038/nrmicro2439, 2010.
- Singh, H. B. and Hanst, P. L.: Peroxyacetyl nitrate (PAN) in the unpolluted atmosphere: An important reservoir for nitrogen oxides, *Geophys. Res. Lett.*, 8, 941–944, doi:10.1029/GL008i008p00941, 1981.
- Sitch, S., Cox, P. M., Collins, W. J., and Huntingford, C.: Indirect radiative forcing of climate change through ozone effects on the land-carbon sink, *Nature*, 448, 791–795, doi:10.1038/nature06059, 2007.
- Skiba, U., van Dijk, S., and Ball, B. C.: The influence of tillage on NO and N₂O fluxes under spring and winter barley, *Soil Use Manage.*, 18, 340–345, doi:10.1111/j.1475-2743.2002.tb00250.x, 2002.
- Smil, V.: Nitrogen in crop production: An account of global flows, *Global Biogeochem. Cy.*, 13, 647–662, doi:10.1029/1999GB900015, 1999.
- Smith, J. N., Barsanti, K. C., Friedli, H. R., Ehn, M., Kulmala, M., Collins, D. R., Scheckman, J. H., Williams, B. J., and McMurry, P. H.: Observations of aminium salts in atmospheric nanoparticles and possible climatic implications, *P. Natl. Acad. Sci. USA*, 107, 6634–6639, doi:10.1073/pnas.0912127107, 2010.

- Sokolov, A. P., Kicklighter, D. W., Melillo, J. M., Felzer, B. S., Schlosser, C. A., and Cronin, T. W.: Consequences of considering carbon-nitrogen interactions on the feedbacks between climate and the terrestrial carbon cycle. *J. Climate* 21, 3776–3796, doi:10.1175/2008JCLI2038.1, 2008.
- 5 Spokes, L. J., Yeatman, S. G., Cornell, S. E., and Jickells, T. D.: Nitrogen deposition to the eastern Atlantic Ocean. The importance of south-easterly flow, *Tellus B*, 52, 37–49, doi:10.1034/j.1600-0889.2000.00062.x, 2000.
- Srinivas, B., Sarin, N. M., and Sarma, V. V. S. S.: Atmospheric dry deposition of inorganic and organic nitrogen to the Bay of Bengal: Impact of continental outflow, *Mar. Chem.*, 127, 170–179, doi:10.1016/j.marchem.2011.09.002, 2011.
- 10 Staal, M., Meysman, F. J. R., and Stal, L. J.: Temperature excludes N_2 -fixing heterocystous cyanobacteria in the tropical oceans, *Nature*, 425, 504–507, doi:10.1038/nature01999, 2003.
- Steadman, C. E., Stevenson, D. S., Fowler, D., Heal, M., and Sutton, M.: Ammonia emissions from the ocean in the 21st century – the effect of rising temperatures and CO_2 levels on the exchange of ammonia between the atmosphere and oceans, in preparation, 2014.
- 15 Stevenson, D. S., Dentener, F. J., Schultz, M. G., Ellingsen, K., van Noije, T. P. C., Wild, O., Zeng, G., Amann, M., Atherton, C. S., Bell, N., Bergmann, D. J., Bey, I., Butler, T., Cofala, J., Collins, W. J., Derwent, R. G., Doherty, R. M., Drevet, J., Eskes, H. J., Fiore, A. M., Gauss, M., Hauglustaine, D. A., Horowitz, L. W., Isaksen, I. S. A., Krol, M. C., Lamarque, J.-F., Lawrence, M. G., Montanaro, V., Müller, J.-F., Pitari, G., Prather, M. J., Pyle, J. A., Rast, S., Rodriguez, J. M., Sanderson, M. G., Savage, N. H., Shindell, D. T., Strahan, S. E., Sudo, K., and Szopa, S.: Multimodel ensemble simulations of present-day and near-future tropospheric ozone, *J. Geophys. Res.*, 111, D08301, doi:10.1029/2005JD006338, 2006.
- 25 Stevenson, F. J., Harrison, R. M., Wetselaar, R., and Leeper, R. A.: Nitrosation of soil organic matter: III. Nature of gases produced by reaction of nitrite with lignins, humic substances, and phenolic constituents under neutral and slightly acidic conditions, *Soil Sci. Soc. Am. J.*, 34, 430–435, doi:10.2136/sssaj1970.03615995003400030024x, 1970.
- Stocker, B. D., Roth, R., Joos, F., Spahni, R., Steinacher, M., Zaehle, S., Bouwman, L., Xu-Ri, and Prentice, I. C.: Multiple greenhouse-gas feedbacks from the land biosphere under future climate change scenarios, *Nat. Clim. Change*, 3, 666–672, doi:10.1038/nclimate1864, 2013.
- 30

1843

- Sun, Y. L., Wang, Z. F., Fu, P. Q., Yang, T., Jiang, Q., Dong, H. B., Li, J., and Jia, J. J.: Aerosol composition, sources and processes during wintertime in Beijing, China, *Atmos. Chem. Phys.*, 13, 4577–4592, doi:10.5194/acp-13-4577-2013, 2013.
- Sutton, M. A., Schjørring, J. K., Wyers, G. P., Duyzer, J. H., Ineson, P., and Powlson, D. S.: Plant-atmosphere exchange of ammonia, *Philos. T. Roy. Soc. A*, 351, 1696, 261–275, doi:10.1098/rsta.1995.0033, 1995.
- 5 Sutton, M. A., Burkhardt, J. K., Guerin, D., Nemitz, E., and Fowler, D.: Development of resistance models to describe measurements of bi-directional ammonia surface atmosphere exchange, *Atmos. Environ.*, 32, 3, 473–480, doi:10.1016/S1352-2310(97)00164-7, 1998.
- 10 Sutton, M. A., Nemitz, E., Milford, C., Campbell, C., Erisman, J. W., Hensen, A., Cellier, P., David, M., Loubet, B., Personne, E., Schjørring, J. K., Mattsson, M., Dorsey, J. R., Gallagher, M. W., Horvath, L., Weidinger, T., Meszaros, R., Dämmgen, U., Neftel, A., Herrmann, B., Lehman, B. E., Flechard, C., and Burkhardt, J.: Dynamics of ammonia exchange with cut grassland: synthesis of results and conclusions of the GRAMINAE Integrated Experiment, *Biogeosciences*, 6, 2907–2934, doi:10.5194/bg-6-2907-2009, 2009.
- 15 Sutton, M. A., Howard, C. M., Erisman, J. W., Billen, G., Bleeker, A., Grennfelt, P., van Grinsven, H., Grizzetti, B. (Eds.): *The European Nitrogen Assessment: Sources, effects and policy perspectives*, Cambridge University Press, 612 pp., 2011.
- Sutton, M. A., Bleeker, A., Howard, C. M., Bekunda, M., Grizzetti, B., de Vries, W., van Grinsven, H. J. M., Abrol, Y. P., Adhya, T. K., Billen, G., Davidson, E. A., Datta, A., Diaz, R., Erisman, J. W., Liu, X. J., Oenema, O., Palm, C., Raghuram, N., Reis, S., Scholz, R. W., Sims, T., Westhoek, H., and Zhang F. S.: *Our Nutrient World: The challenge to produce more food and energy with less pollution*, Global Overview of Nutrient Management, Centre for Ecology & Hydrology, Edinburgh on behalf of the Global Partnership on Nutrient Management and the
- 25 International Nitrogen Initiative, 114 pp., 2013a.
- Sutton, M. A., Reis, S., Riddick, S. N., Dragosits, U., Nemitz, E., Theobald, M. R., Tang, Y. S., Braban, C. F., Vieno, M., Dore, A. J., Mitchell, R. F., Wanless, S., Daunt, F., Fowler, D., Blackall, T. D., Milford, C., Flechard, C. R., Loubet, B., Massad, R. S., Cellier, P., Personne, E., Coheur, P. F., Clarisse, L., Van Damme, M., Ngadi, Y., Clerbaux, C., Skjøth, C. A., Geels, C., Hertel, O., Wichink Kruit, R. J., Pinder, R. W., Bash, J. O., Walker, J. T., Simpson, D., Horváth, L., Misselbrook, T. H., Bleeker, A., Dentener, F., and de Vries, W.: Towards a climate-dependent paradigm of ammonia emission and deposition, *Philos. T. Roy. Soc. B*, 368, 1621, doi:10.1098/rstb.2013.0166, 2013b.
- 30

1844

- Syakila, A. and Kroeze, C.: The global nitrous oxide budget revisited, *Greenh. Gas Meas. Manage.*, 1, 17–26, doi:10.3763/ghgmm.2010.0007, 2011.
- Thomas, R.: Measurement of speciated aerosol fluxes, Ph.D thesis, University of Manchester, Manchester, 2007.
- 5 Thornton, P. E., Doney, S. C., Lindsay, K., Moore, J. K., Mahowald, N., Randerson, J. T., Fung, I., Lamarque, J.-F., Feddesma, J. J., and Lee, Y.-H.: Carbon-nitrogen interactions regulate climate-carbon cycle feedbacks: results from an atmosphere-ocean general circulation model, *Biogeosciences*, 6, 2099–2120, doi:10.5194/bg-6-2099-2009, 2009.
- Timperley, M. H., Vigor-Brown, R. J., Kawashima, M., and Ishigami, M.: Organic nitrogen compounds in atmospheric precipitation: their chemistry and availability to phytoplankton, *Can. J. Fish. Aquat. Sci.*, 42, 1171–1177, doi:10.1139/f85-145, 1985.
- 10 Trost, B., Prochnow, A., Drastig, K., Meyer-Aurich, A., Ellmer, F., and Baumecker, M.: Irrigation, soil organic carbon and N₂O emissions. A review, *Agron. Sustain. Dev.*, 33, 733–749, doi:10.1007/s13593-013-0134-0, 2013.
- 15 Tuomi, R., Haigh, J. D., and Law, K.: A tropospheric ozone-lightning climate feedback, *Geophys. Res. Lett.*, 23, 1037–1040, doi:10.1029/96GL00944, 1996.
- Tuovinen, J.-P., Hakola, H., Karlsson, P. E., and Simpson, D.: Air pollution risks to northern European forests in a changing climate, in: *Air pollution and global Challenges. Understanding and perspectives from forest research*, edited by: Matyssek, R., Clarke, N., Cudlin, P., Mikkelsen, T., Tuovinen, J.-P., Wieser, G., and Paoletti, E., Elsevier, Oxford, UK, Chapter 5, 77–99, 2013.
- van Groenigen, K. J., Osenberg, C. W., and Hungate, B. A.: Increased soil emissions of potent greenhouse gases under increased atmospheric CO₂, *Nature*, 475, 214–216, doi:10.1038/nature10176, 2011.
- 25 van Vuuren, D. P., Bouwman, A. F., Smith, S. J., and Dentener, F.: Global projections for anthropogenic reactive nitrogen emissions to the atmosphere: an assessment of scenarios in the scientific literature, *Curr. Opin. Environ. Sustain.*, 3, 359–369, doi:10.1016/j.cosust.2011.08.014, 2011a.
- van Vuuren, D. P., Edmonds, J., Kainuma, M., Riahi, K., Thomson, A., Hibbard, K., Hurtt, G. C., Kram, T., Krey, V., Lamarque, J.-F., Matsui, T., Meinshausen, M., Nakicenovic, N., Smith, S. J., and Rose, S. K.: The representative concentration pathways: an overview, *Clim. Change*, 109, 5–31, doi:10.1007/s10584-011-0148-z, 2011b.
- 30

- Velikova, V., Pinelli, P., Pasqualini, S., Reale, L., Ferranti, F., and Loreto, F.: Isoprene decreases the concentration of nitric oxide in leaves exposed to elevated ozone. *New Phytologist*, 166, 419–426, doi:10.1111/j.1469-8137.2005.01409.x, 2005.
- Vieno, M., Heal, M. R., Hallsworth, S., Famulari, D., Doherty, R. M., Dore, A. J., Tang, Y. S., Braban, C. F., Leaver, D., Sutton, M. A., and Reis, S.: The role of long-range transport and domestic emissions in determining atmospheric secondary inorganic particle concentrations across the UK, *Atmos. Chem. Phys.*, 14, 8435–8447, doi:10.5194/acp-14-8435-2014, 2014.
- 5 Vile, M. A., Wieder, R. K., Živković, T., Scott, K. D., Vitt, D. H., Hartsock, J. A., Iosue, C. L., Quinn, J. C., Petrix, M., Fillingim, H. M., Popma, J. M. A., Dynarski, K. A., Jackman, T. R., Albright, C. M., and Wyckoff, D. D.: N₂-fixation by methanotrophs sustains carbon and nitrogen accumulation in pristine peatlands, *Biogeochemistry*, 121, 317–328, doi:10.1007/s10533-014-0019-6, 2014.
- 10 Violaki, K. and Mihalopoulos, N.: Water-soluble organic nitrogen (WSON) in size-segregated atmospheric particles over the Eastern Mediterranean, *Atmos. Environ.*, 44, 4339–4345, doi:10.1016/j.atmosenv.2010.07.056, 2010.
- 15 Violaki, K. and Mihalopoulos, N.: Urea: An important piece of Water Soluble Organic Nitrogen (WSON) over the Eastern Mediterranean, *Sci. Total Environ.*, 409, 22, 4796–4801, doi:10.1016/j.scitotenv.2011.07.060, 2011.
- Vitousek, P. M., Cassman, K., Cleveland, C., Crews, T., Field, C. B., Grimm, N. B., Howarth, R. W., Marino, R., Martinelli, L., Rastetter, E. B., and Sprent, J. I.: Towards an ecological understanding of biological nitrogen fixation, *Biogeochemistry*, 57/58, 1–45, doi:10.1023/A:1015798428743, 2002.
- 20 Vitousek, P. M., Menge, D. N., Reed, S. C., and Cleveland, C. C.: Biological nitrogen fixation: rates, patterns and ecological controls in terrestrial ecosystems, *Philos. T. Roy. Soc. B*, 368, 1621, doi:10.1098/rstb.2013.0119, 2013.
- Voss, M., Bange, H. W., Dippner, J. W., Middelburg, J. J., Montoya, J. P., and Ward, B.: The marine nitrogen cycle: recent discoveries, uncertainties and the potential relevance of climate change, *Philos. T. Roy. Soc. B*, 368, 1621, doi:10.1098/rstb.2013.0121, 2013.
- Walker, J. T., Jones, M. R., Bash, J. O., Myles, L., Meyers, T., Schwede, D., Herrick, J., Nemitz, E., and Robarge, W.: Processes of ammonia air-surface exchange in a fertilized Zea mays canopy, *Biogeosciences*, 10, 981–998, doi:10.5194/bg-10-981-2013, 2013.
- 30

- Wang, Y., Jacob, D. J., and Logan, J. A.: Global simulation of tropospheric O_3 - NO_x -hydrocarbon chemistry: 1. Model formulation, *J. Geophys. Res.-Atmos.*, 103, 10713–10725, doi:10.1029/98JD00158, 1998.
- Westhoek, H., Lesschen, J. P., Rood, T., Wagner, S., De Marco, A., Murphy-Bokern, D., Leip, A., van Grinsven, H., Sutton, M. A., and Oenema, O.: Food choices, health and environment: Effects of cutting Europe's meat and dairy intake, *Global Environ. Chan.*, 26, 196–205, doi:10.1016/j.gloenvcha.2014.02.004, 2014.
- Wichink Kruit, R. J., Schaap, M., Sauter, F. J., van Zanten, M. C., and van Pul, W. A. J.: Modeling the distribution of ammonia across Europe including bi-directional surface-atmosphere exchange, *Biogeosciences*, 9, 5261–5277, doi:10.5194/bg-9-5261-2012, 2012.
- Wilkinson, S. and Davies, W. J.: Manipulation of the apoplastic pH of intact plants mimics stomatal and growth responses to water availability and microclimatic variation, *J. Exp. Bot.*, 59, 619–631, doi:10.1093/jxb/erm338, 2008.
- Williams, E.: Lightning and climate: A review, *Atmos. Res.*, 76, 272–287, doi:10.1016/j.atmosres.2004.11.014, 2005.
- Winiwarter, W., Erismann, J. W., Galloway, J. N., Klimont, Z., and Sutton, M. A.: Estimating environmentally relevant fixed nitrogen demand in the 21st century, *Clim. Change*, 120, 889–901, doi:10.1007/s10584-013-0834-0, 2013.
- Wittig, V. E., Ainsworth, E. A., and Long, S. P.: To what extent do current and projected increases in surface ozone affect photosynthesis and stomatal conductance of trees? A meta-analytic review of the last 3 decades of experiments, *Plant Cell Environ.*, 30, 1150–1162, doi:10.1111/j.1365-3040.2007.01717.x, 2007.
- Wolff, V., Trebs, I., Ammann, C., Spierig, C., Flechard, C., Neftel, A., and Meixner, F. X.: Concentrations and fluxes of soluble reactive nitrogen compounds over an intensively managed grassland site, *Geophys. Res. Abstr.*, 9, 02906, SRef-ID: 1607-7962/gra/EGU2007-A-02906, 2007.
- Wolff, V., Meixner, F. X., and Trebs, I.: Mixing ratios and exchange processes of the ammonia-nitric acid-ammonium nitrate triad above a spruce forest canopy, in: *Proceedings of 'Earth observations for land-atmosphere interaction science'*, edited by: Lacoste-Francid, H., Frascati, Italy, ESA SP-688, European Space Agency, Noordwijk, 2011.
- Xu-Ri and Prentice, I. C.: Terrestrial nitrogen cycle simulation with a dynamic global vegetation model, *Global Change Biol.*, 14, 1745–1764, doi:10.1111/j.1365-2486.2008.01625.x, 2008.

- Yienger, J. J. and Levy II, H.: Empirical model of global soil-biogenic NO_x emissions, *J. Geophys. Res.*, 100, 11447–11464, doi:10.1029/95JD00370, 1995.
- Zaehle, S.: Terrestrial nitrogen-carbon cycle interactions at the global scale, *Philos. T. Roy. Soc. B*, 368, 1621, doi:10.1098/rstb.2013.0125, 2013.
- Zaehle, S. and Dalmonch, D.: Carbon–nitrogen interactions on land at global scales: current understanding in modelling climate biosphere feedbacks. *Curr. Opin. Environ. Sustain.*, 3, 311–320, doi:10.1016/j.cosust.2011.08.008, 2011.
- Zaehle, S., Friend, A. D., Friedlingstein, P., Dentener, F., Peylin, P., and Schulz, M.: Carbon and nitrogen cycle dynamics in the O-CN land surface model: 2. Role of the nitrogen cycle in the historical terrestrial carbon balance, *Global Biogeochem. Cy.*, 24, GB1006, doi:10.1029/2009GB003522, 2010a.
- Zaehle, S., Friedlingstein, P., and Friend, A. D.: Terrestrial nitrogen feedbacks may accelerate future climate change, *Geophys. Res. Lett.* 37, L01401, doi:10.1029/2009GL041345, 2010b.
- Zaehle, S., Ciais, P., Friend, A. D., and Prieur, V.: Carbon benefits of anthropogenic reactive nitrogen offset by nitrous oxide emissions, *Nature Geosci.*, 4, 601–605, doi:10.1038/ngeo1207, 2011.
- Zaehle, S., Medlyn, B. E., De Kauwe, M. G., Walker, A. P., Dietze, M. C., Hickler, T., Luo, Y., Wang, Y.-P., El-Masri, B., Thornton, P., Jain, A., Wang, E., Parton, W., Iverson, C. M., Gallet-Budynek, A., McCarthy, H., Finzi, A., Hanson, P. J., Prentice, I. C., Oren, R., and Norby, R. J.: Evaluation of 11 terrestrial carbon-nitrogen cycle models against observations from two temperate Free-Air CO_2 Enrichment studies, *New Phytol.*, 202, 803–822, doi:10.1111/nph.12697, 2014.
- Zamora, L. M., Prospero, J. M., and Hansell, D. A.: Organic nitrogen in aerosols and precipitation at Barbados and Miami: Implications regarding sources, transport and deposition to the western subtropical North Atlantic, *J. Geophys. Res.-Atmos.*, 116, D20309, doi:10.1029/2011JD015660, 2011.
- Zhang, Q., Anatasio, C., and Jimenez-Cruz, M.: Water-soluble organic nitrogen in atmospheric fine particles ($\text{PM}_{2.5}$) from northern California, *J. Geophys. Res.*, 107, 4112, doi:10.1029/2001JD000870, 2002.
- Zhang, Y., Song, L., Liu, X. J., Li, W. Q., Lu, S. H., Zheng, L. X., Bai, Z. C., Cai, G. Y., and Zhang, F. S.: Atmospheric organic nitrogen deposition in China, *Atmos. Environ.*, 46, 195–204, doi:10.1016/j.atmosenv.2011.09.080, 2012.

- Zhao, Y., Hallar, A. G., and Mazzoleni, L. R.: Atmospheric organic matter in clouds: exact masses and molecular formula identification using ultrahigh-resolution FT-ICR mass spectrometry, *Atmos. Chem. Phys.*, 13, 12343–12362, doi:10.5194/acp-13-12343-2013, 2013.
- Zhuang, Q., Lu, Y., and Chen, M.: An inventory of global N₂O emissions from the soils of natural terrestrial ecosystems, *Atmos. Env.*, 47, 66–75, doi:10.1016/j.atmosenv.2011.11.036, 2012.
- 5 Zumft, W. G.: Cell biology and molecular basis of denitrification, *Micobiol. Mol. Biol. R.*, 61, 533–616, 1997.

1849

Table 1. Global terrestrial contributions to biological N fixation in 2000. Values in Tg N per year with the range of estimates in brackets.

| Agricultural system or ecosystem | Organism | Annual N fixation (Tg yr ⁻¹) and range | References |
|---|--|--|---|
| Grain legumes | Legume rhizobia | 21 (10–21) | Herridge et al. (2008); Smil (1999) |
| Forage legumes | Legume rhizobia | 18.5 (12–25) | Herridge et al. (2008) |
| Rice | Azolla | 5 (4–6) | Herridge et al. (2008); Smil (1999) |
| Other croplands | Endophytic and free living bacteria | 3.5 | Herridge et al. (2008) |
| Tropical savanas (used for agriculture) | Endophytic and free living bacteria | 12 (5–42) | Cleveland et al. (1999); Herridge et al. (2008) |
| Non agricultural ecosystems | Legume rhizobia and free living bacteria and algae | 128 (44–290) | Cleveland et al. (1999); Galloway et al. (2004); Vitousek et al. (2013) |
| Total | | 188 (77–387) | |

1850

Table 2. Summary of future impacts of factors affecting marine nitrogen fixation.

| Factor | Effect on N ₂ fixation |
|---|-----------------------------------|
| CO ₂ increase (and decrease in pH) | + 35 to 121 % by 2100 |
| Temperature increase leading to expansion of diazotroph habitat | + 27 % |
| Temperature increase leading to faster enzyme activity | + |
| Stratification leading to shortage of nutrients in surface waters | + |
| Decreasing solar irradiance due to increased cloud cover | – |
| Dust containing iron | + or – |
| Increase in oxygen minimum zones | + |
| Increase in nitrogen export from rivers | – |
| Increase in deposition of reactive nitrogen | – |
| Improved measurement methods | + |
| Phosphorus | Limiting nutrient |

1851

Table 3. Societal costs of nitrogen emissions in ranges based on Brink et al. (2011). Units are euro/kg N_r.

| N _r flux | Health | Ecosystem/coastal systems | crop decline O ₃ | Climate | Total |
|---------------------------|--------|---------------------------|-----------------------------|---------|-------|
| NO _x -N to air | 10–30 | 2–10 | 1–3 | | 13–43 |
| NH ₃ -N to air | 1–20 | 2–10 | | | 3–30 |
| N _r to water | 0–4 | 5–50 | | | 5–54 |
| N ₂ O-N to air | 1–3 | | | 1–15 | 2–18 |

1852

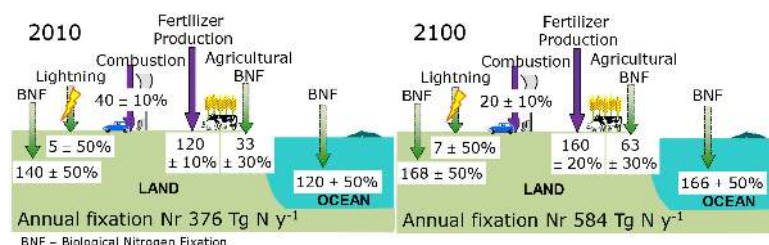


Figure 3. Global biological nitrogen fixation in natural ecosystems and by human activity in 2010 (left) and 2100 (right).

1855

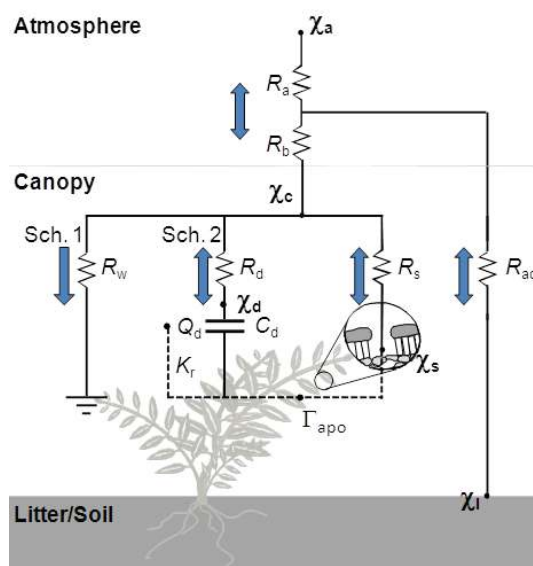


Figure 4. A resistance analogue of NH₃ exchange including cuticular, stomatal and pathways to soil (Sutton et al., 2013b). Two methods for cuticular exchange schemes are shown: 1, Steady-state uptake according to a varying cuticular resistance (R_w); 2, Dynamic exchange with a reservoir of NH_4^+ using a varying capacitance (C_d) and charge (Q_d). Within-canopy transfer (R_{ac}), cuticular adsorption/desorption (R_d) and stomatal exchange (R_s). Also shown are the air concentration (χ_a), cuticular concentration (χ_d), stomatal compensation point (χ_s), litter/soil surface concentration (χ_l) and the canopy compensation point (χ_c).

1856

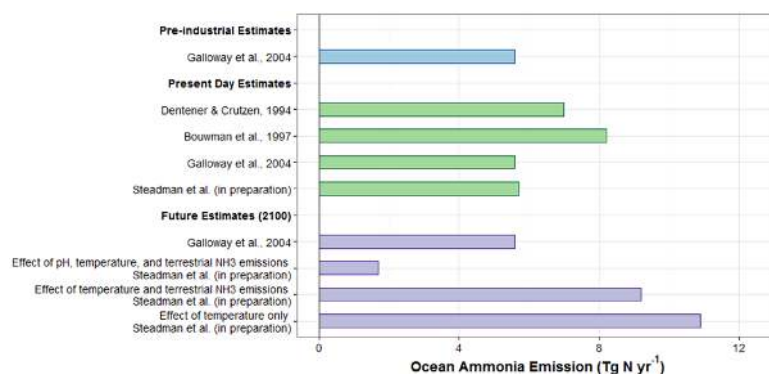


Figure 5. Summary of pre-industrial (blue), present (green), and future (purple, for 2100) estimates of marine ammonia flux from ocean to atmosphere.

1857

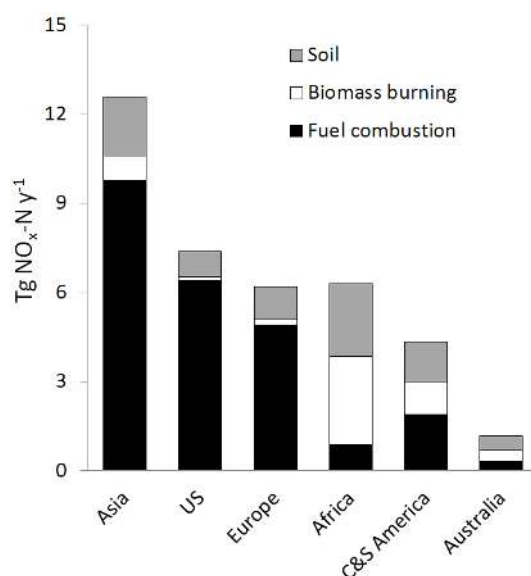


Figure 6. Spatial distribution of NO_x emissions for the year 2000 from the main sources: Fossil and biofuel combustion, biomass burning and soils and main region. Data are the a posteriori data (top down and bottom-up NO_x emission inventory from Jaeglé et al. (2005)). (Jaeglé's data were grouped into Asia = East Asia, Mid Asia, SE Asia/India, Japan in Jaeglé et al. (2005); Africa = S and N equatorial Africa and S Africa).

1858

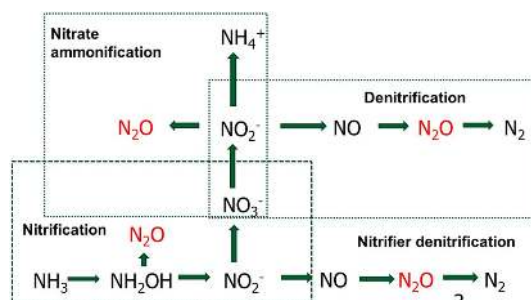


Figure 7. A schematic diagram of the microbial processes contributing to N_2O production (adapted from Baggs, 2008).

1859

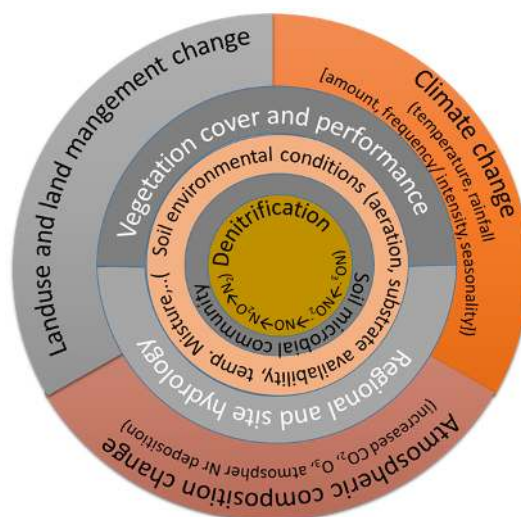


Figure 8. A summary of the processes influencing the responses of NO and N_2O emissions to changes in climate and land use.

1860

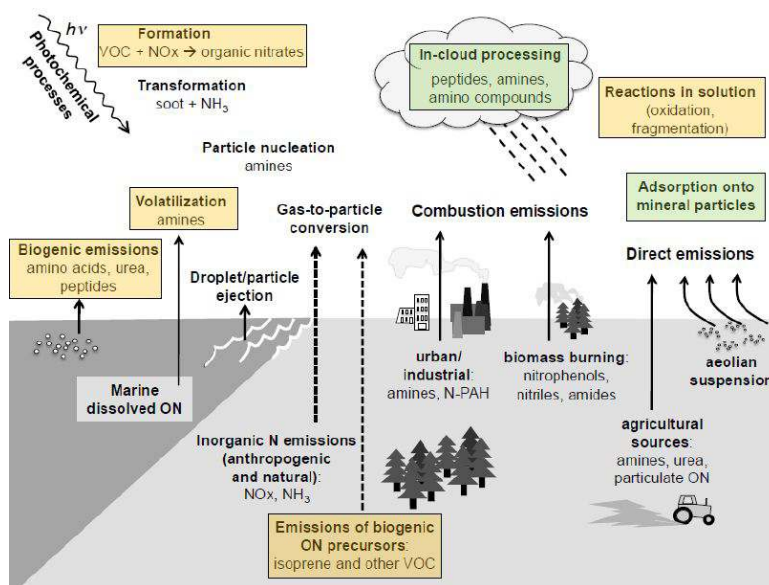


Figure 9. Processes where increased temperatures would be expected to increase atmospheric ON (orange) or decrease ON (green); no colour code implies uncertain effects. Adapted from Jickells et al. (2013).

1861

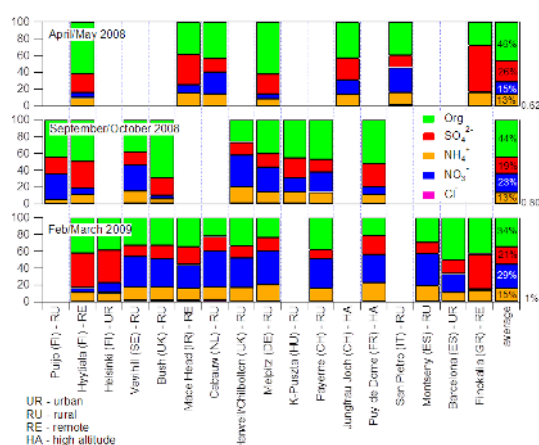


Figure 10. Relative (non-refractory) submicron aerosol composition measured with an Aerosol Mass Spectrometer (AMS) network during three pan-European EMEP/EUCAARI campaigns. The sites are arranged from North to South.

1862

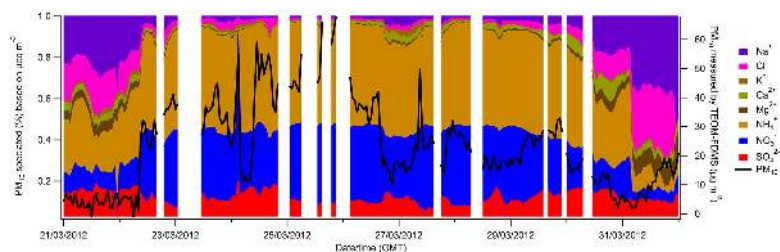


Figure 11. Relative PM_{10} water soluble aerosol composition during an example pollution event observed at a rural Scottish EMEP site (Auchencorth Moss).

1863

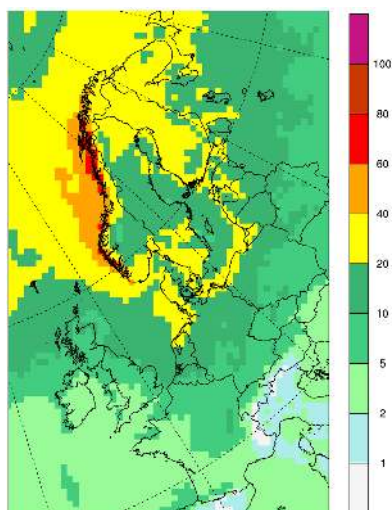


Figure 12. Increases in total N_r deposition ($mg\ m^{-2}$) due to increased Arctic shipping emissions, including diversion routes in 2030. Results are relative to a 2030 base-case. Calculations from EMEP MSC-W model, redrawn from Tuovinen et al. (2013).

1864

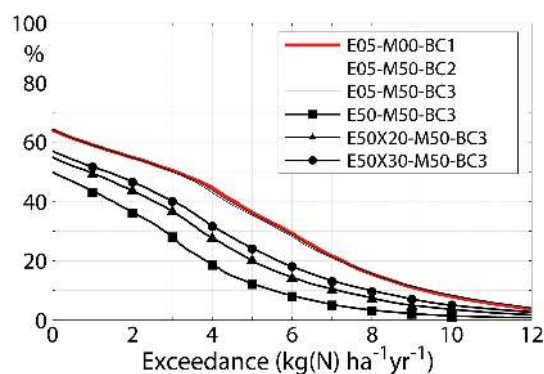


Figure 13. Frequency distribution of exceedances of the Critical Levels for eutrophying Nitrogen in Europe (EU28+). The red line (E05-M00-BC1) represents a year 2000 base-case and the E50-M50-BC3 scenario represents year 2050 with current emission estimates. The E50X20 and E50X30 scenarios illustrate calculations with 20 and 30 % extra NH_3 emission due to climate-induced evaporation. See Simpson et al., 2014 for more details.

1865

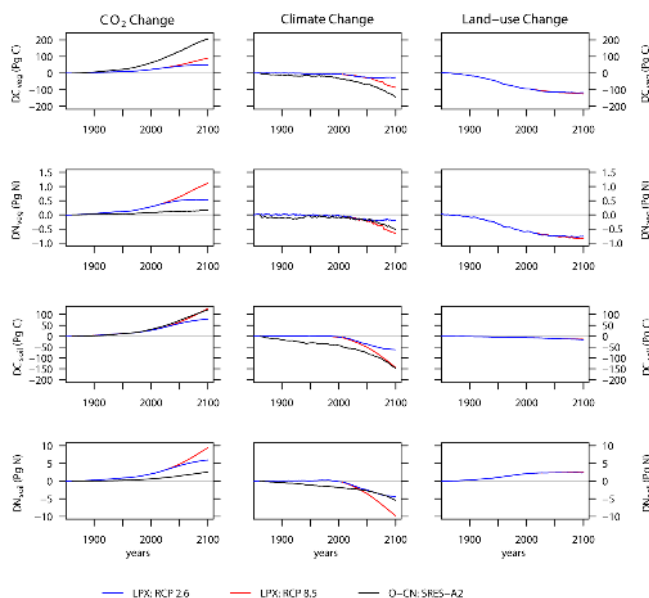


Figure 14. Responses of the terrestrial vegetation and soil C and N pools to projected changes of the atmospheric CO_2 burden, climate, and land-use between 1860 and 2100, as simulated by two global terrestrial biosphere models (LPX, Stocker et al., 2013; and O-CN, Zaehle et al., 2010a). The LPX simulations are based on the climate change projections of HadGEM2-ES model using atmospheric greenhouse gas and land-use forcing for the RCP2.6 and 8.5 scenarios. The O-CN simulations have been driven by climate change projections of the IPSL-CM4 model using the atmospheric greenhouse gas forcing of the SRES-A2 scenario.

1866

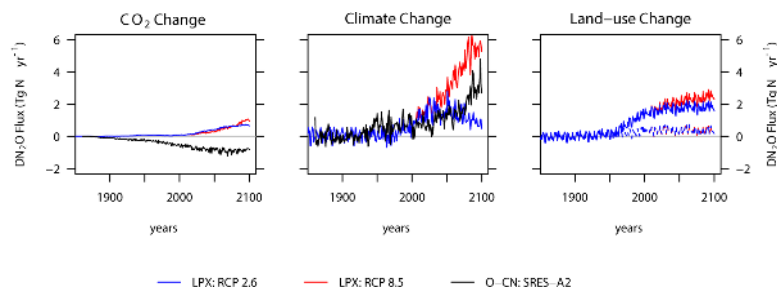


Figure 15. Change in terrestrial N_2O emissions from pre-industrial conditions to projected changes of the atmospheric CO_2 burden, climate, and land-use, as simulated by the two global terrestrial biosphere models (LPX and O-CN), as in Fig. 13. Dashed lines in the land-use change panel refer to projected N_2O emission without the change in fertilizer inputs associated with the RCP scenarios (Stocker et al., 2013).

1867

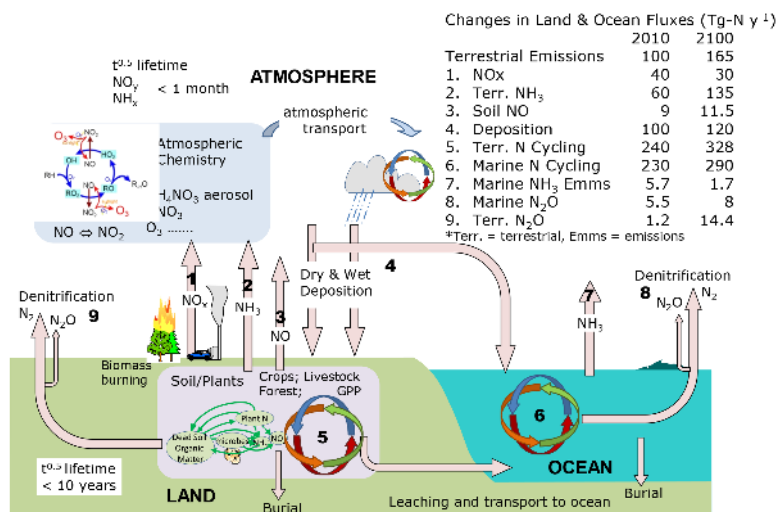


Figure 16. Changes in the major fluxes and in the terrestrial, marine and atmospheric processing of reactive nitrogen (N_r) between 2010 and 2100, adapted from Fowler et al., 2013).

1868