

EFFECTS OF SALT STRESS ON THE GROWTH TRAITS OF CHICKPEA (*CICER ARIETINUM* L.) AND PEA (*PISUM SATIVUM* L.) SEEDLINGS



YOUSEF F, SHAFIQUE F, \*ALI Q, MALIK A

Institute of Molecular Biology and Biotechnology, The University of Lahore, Lahore, Pakistan

Corresponding author: [saim1692@gamil.com](mailto:saim1692@gamil.com)

(Received, 13<sup>th</sup> March 2020, Revised 12<sup>th</sup> September 2020, Published 18<sup>th</sup> September 2020)

**Abstract:** Chickpea (*Cicer arietinum* L.) and pea (*Pisum sativum* L.) both are important legume crops grown throughout the world for protein and they also contain essential vitamins and fibers. Chick pea and pea are very sensitive to abiotic stress that includes heat, drought, cold and salt stress conditions. To access the effects of salt stress on the chick pea and pea an experiment was performed in the Green House of Institute of Molecular Biology and Biotechnology, The University of Lahore, Lahore. The seeds of both genotypes were grown in 18 pots with 2 kg pure sand and applied different concentrations of NaCl stress after 7 days of germination. The application of salt treatments was repeated 4 times each after 7 days interval and data of different morphological traits was recorded each time. The treatments were included control, 0.25Molar NaCl, 0.5Molar NaCl concentrations. The data was recorded and pooled analysis of variance was carried out for significance of results. The average root length was recorded as  $5.7522 \pm 0.0211$  cm and shoot length ( $11.139 \pm 0.0011$  cm) while average fresh plant weight was recorded as  $0.5811 \pm 0.0002$  g under different salt stress conditions. The finding of our result proved that both varieties chickpea and pea showed variable behavior under salt stress conditions while the pea genotype showed more tolerant against different salt treatments which indicated pea genotypes may be used for future breeding to improve yield and growth of pea crop. The results showed that there was significant and positive correlation among root length, shoot length and leaf length of chickpea and pea seedlings which concluded that root length and shoot length may be used as selection criteria to induced stress tolerance in crop plants.

**Keywords:** *Cicer arietinum*, *Pisum sativum*, salt stress, root length, correlation

### Introduction

Chickpea (*Cicer arietinum* L.) is one of the ancient and immensely cultivated legumes in South Asia and third largest cultivated crop worldwide. Chickpea is cultivated in more than 50 countries (89.7% in Asia 4.3% in Africa 2.6 in Oceania 2.9% in America and 0.4% in Europe) (Gaur *et al.*, 2010). The major cultivators of Chickpea are India, Pakistan and Turkey constitutes 65%, 9.5% and 6.7% of the global production (Millan *et al.*, 2005). Chickpea is the most vital and cultivated Rabi legume crop of Pakistan and grown on an area of 1050 thousand hectares with yearly production of 571 thousand tons per hectares (Ali *et al.*, 2011b). Chickpea has two types Desi type and Kabuli type. The Desi type contains brown, yellow, green or black hues with course seed coat while the Desi type contains whitish or beige appearance. The Desi type constitutes up to 80–85% of chickpea production (Gaur *et al.*, 2010). Chickpea is also a rich source of unsaturated fatty acids including linoleic acid and stigma sterol is abundantly present in chickpea. Chickpea also provides us with vitamins like riboflavin, niacin,

thymine and folate as well (Gaur *et al.*, 2012; Jukanti *et al.*, 2012; Varshney *et al.*, 2013). Chickpea serves as cheap and readily available source of proteins for millions of the people in the world who cannot afford protein via animals or are vegetarians (Parihar *et al.*, 2014; Rodríguez-Serrano *et al.*, 2006). Chickpea is a legume crop of cold season but serves as winter crop in tropical areas and summer crop in temperate periphery. Temperature, day length and moisture level dictates the yield and quality of crop. Chickpea is a temperature sensitive legume crop it can tolerate temperature as high as  $>37^{\circ}\text{C}$  or as low as  $<$  than  $15^{\circ}\text{C}$ . Increase in temperature in both cases causes drastic effects (Gaur *et al.*, 2010). Chickpea is also sensitive to salinity. When cultivated in saline environment the level of  $\text{Cl}^{-}$  ions is elevated because it is also secreted by leaves via glandular hairs and stems is higher in shoots rather than  $\text{Na}^{+}$  and it also reduces the capacity of water intake ability of crop from the soil and result in poor quality yield (Flowers *et al.*, 2010; Parihar *et al.*, 2014). Pea (*Pisum sativum* L.) is an annual legume inherit to cold season with high economic status and is grown in Tukey and other countries of Mediterranean region as a cost

effective source of protein for animals and plants as well (Okçu *et al.*, 2005; Parihar *et al.*, 2014). The variant “Dry pea” contains a marketed name called dry coated or dry shelled variety and is utilized in Human and Livestock region. The major cultivators of this crop are Russia, China, United States, Europe, Australia and Canada. In 2002 there were approximately 300, 000 acres of pea’s crop cultivated in US (Dahl *et al.*, 2012; Gaur *et al.*, 2012). If harvested on commercial scale it is used for canning purpose and rationally it is cultivated as a dry grain or fruit (Kluth *et al.*, 2005; Okçu *et al.*, 2005). Pea is sensitive to drought, salinity and oxidative stress. Presence of excess salt is the main reason for soil infertility and crops like pea are not resistant to this environment so there is a decline in productivity moreover salt inhibit plant growth and availability of photosynthates an influence nodule formation and cause infection. The research was conducted keeping few research objectives in mind to evaluate the effects of NaCl stress on chickpea and pea seedling growth and to find out the stress resistant variety from selected varieties for research work.

#### MATERIALS AND METHODS

The present research experiment was conducted in the greenhouse of the Institute of Molecular Biology and Biotechnology, to evaluate the impact of salt stress on the growth of pea and chickpea seedlings. The seeds were sown to grow in pots. The pots were filled with the layers of sand. In each pot 8 to 10 seeds were sown. One group was treated as control second was treated with 0.25Molar NaCl and third was treated with 0.5M NaCl. The roots and stems were removed to evaluate, root and leaf length, leaf weight and Dry shoot and root weight. The roots and stems were weighed using measuring balance. After that the stems were allowed to dry and were weighed again. Plants were harvested a week after the treatment. Measure the root, shoot, leaf and stem weight and length as well. Now compare the dry and fresh weight of plants roots shoot, stem and leaves. The data was recorded 4 times each after a week the plants grown from each pot were cultivated carefully

and various parameters like (shoot length, root length, leaf length and weights) were measured. Before measurements make sure to remove sand. Plants were washed and packed in clean bags and brought to Lab for further measurements. The recorded data was subjected to analysis of variance through using SPSS 23.1 version.

#### Results and discussions

The results from our finding though statistical analysis of chickpea and pea revealed that there were significant differences between the treatments of salt stress for all studied traits. The result indicated that the coefficient of variance was recorded lower which showed our findings were significant. The result is very helpful to increase the plant growth and it indicated that the leaf length, root length, shoot length, fresh plant weight and dry plant weight was good against different treatment of NaCl concentrations. The average leaf length is recorded  $1.4461 \pm 0.0001$ cm under different concentrations. The results indicated that the length of leaf increased which suggested that both genotypes showed tolerance (Table 1). The pairwise comparison results showed that the rate of growth was higher for leaves in both genotypes chick pea and pea under control (1.7050cm) was higher leaf length as compared with 0.25Molar NaCl concentration (1.3967cm) and 0.5Molar NaCl concentrations (1.2367cm) (Table 2). The finding of our results showed that the different NaCl stress concentrations disturb the growth of leaves in plant. The results in figure 1 indicate that highest length of leaf was found for chickpea under control (1.5cm) while the lowest was under 0.5Molar NaCl (1.28cm). The highest length of leaf in pea was present under control (2.1cm) while lowest under 0.5Molar NaCl (1.21cm) (Table 3). The results for pea indicated that higher leaf length was found for pea as compared to chickpea (Figure 1). The genotype which showed higher leaf length under stress conditions indicated that it may be used for the improvement of grain yield under stressful environmental conditions (Gaur, 2012).

**Table 1: Pooled analysis of variance for different traits of chickpea and pea genotypes**

Source	DF	Leaf length	Root length	Shoot length	Fresh plant weight	dry plant weight
Replication	2	0.01242	0.01841	0.6806	0.00016	0.00084
Treatment	5	0.35561*	2.8800	16.5121	0.00802	0.00103
Genotypes	2	0.34001*	1.85936	6.2652	0.00591	0.00386
Treatment × Genotypes	10	0.25437*	0.8582	3.046	0.00391	0.00899
Error	34	0.00852	0.0075	0.2731	0.00014	0.00047
Grand mean	53	1.4461	5.7522	11.139	0.5811	0.2717
Standard Error		0.0001	0.0211	0.0011	0.0002	0.0001

[Citation: Yousef, F., Shafique, F., Ali, Q., Malik, A. (2020). Effects of salt stress on the growth traits of chickpea (*Cicer arietinum* L.) and pea (*Pisum sativum* L.) seedlings. *Biol. Clin. Sci. Res. J.*, 2020: 29. doi: <https://doi.org/10.54112/bcsrj.v2020i1.29>]

Coefficient of variation	6.38	1.51	4.69	2.05	7.98
--------------------------	------	------	------	------	------

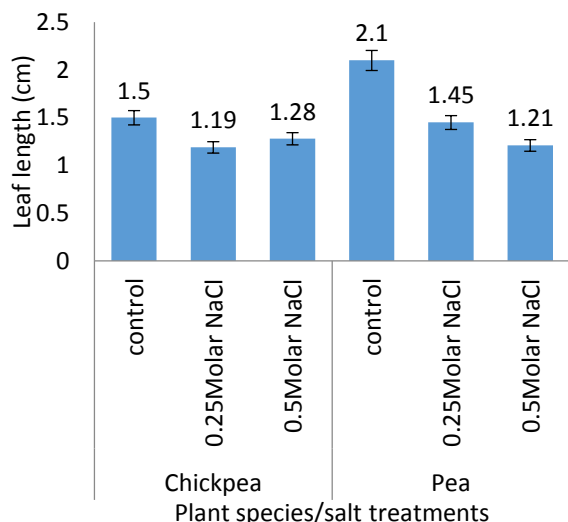
\* = Significant at 5% probability level

**Table 2: Tukey HSD for all-pairwise comparisons test for different stress treatments**

Treatments	Leaf length	Shoot length	Root length	Fresh plant weight	Dry plant weight
Control	1.7050A	12.288A	6.3067A	0.6017A	0.2983A
0.25 Molar NaCl	1.3267B	10.795B	5.7567B	0.5967B	0.2688AB
0.5Molar NaCl	1.2367C	10.333C	5.1933C	0.5450C	0.2478B

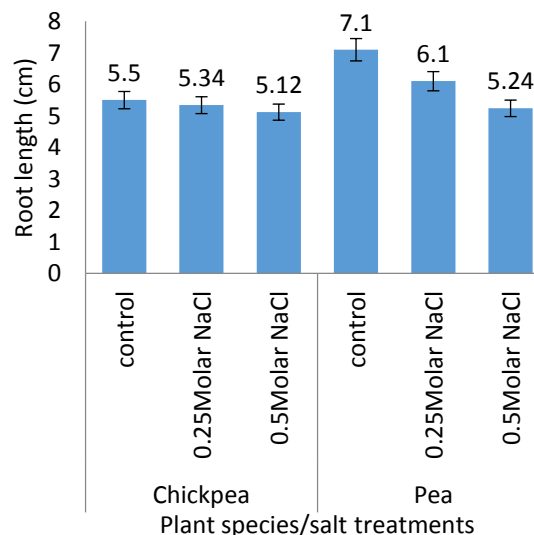
**Table 3: Tukey HSD all-pairwise comparisons test of different traits for genotypes**

DF	Leaf length	Shoot length	Root length	Fresh plant weight	Dry plant weight
Pea	1.5867A	12.097A	6.1522A	0.6022A	0.2792A
Chickpea	1.3056B	10.181B	5.3522B	0.5600B	0.2641B



**Figure 1 Leaf length of chickpea and pea under salt stress conditions**

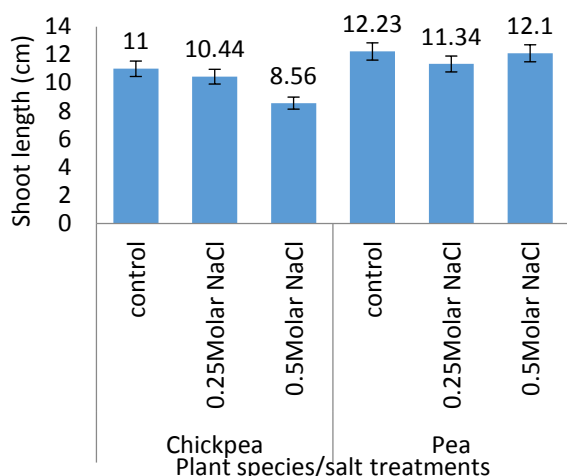
The average root length was recorded  $5.7522 \pm 0.0211$  cm under different concentrations. The pairwise comparison (Table 2) result indicated that the rate growth was higher for roots in both varieties of chickpea and pea present under control (6.3067cm), 0.25Molar NaCl concentration (5.7567cm) and 0.5Molar NaCl concentrations (5.1933cm). The result from figure 2 indicated that highest root length in chickpea was under control (5.5cm) while the lowest under 0.5Molar NaCl (5.12cm) treatment. The highest length of root in pea was under control (7.1cm) while lowest under 0.5Molar NaCl (2.4cm) treatment. The pea variety shows that they have high growth of roots (Table 3) as compared with chickpea. The overall performance of pea was better when concentration of stress is normal rather than when the concentration is high and it showed more tolerance than chickpea (Ahmad *et al.*, 2016; Ali *et al.*, 2011a; Ali *et al.*, 2010; Ali *et al.*, 2011b; Okçu *et al.*, 2005).



**Figure 2 Root length of chickpea and pa under salt stress conditions**

The average shoot length was recorded  $11.139 \pm 0.0011$  cm under different concentrations. The pairwise comparison (Table 2) result indicated that the rate growth was higher for shoot in both varieties of chickpea and pea present under control (12.288cm), 0.25Molar NaCl concentration (10.795cm) and 0.5Molar NaCl concentrations (10.333cm). The result from figure 3 indicated that highest shoot length in chickpea was under control (11cm) while the lowest under 0.5Molar NaCl (8.56cm) treatment. The highest length of shoot in pea was under control (12.23cm) while lowest under 0.5Molar NaCl (12.1cm) treatment. The pea variety shows that they have high growth of shoot (Table 3) as compared with chickpea. The overall performance of pea was better when concentration of stress is normal rather than when the concentration is high and it showed more tolerance than chickpea (Ali and Ahsan, 2011; Ali *et al.*, 2014; Babbar *et al.*, 2012; Okçu *et al.*, 2005).

[Citation: Yousef, F., Shafique, F., Ali, Q., Malik, A. (2020). Effects of salt stress on the growth traits of chickpea (*Cicer arietinum* L.) and pea (*Pisum sativum* L.) seedlings. *Biol. Clin. Sci. Res. J.*, 2020: 29. doi: <https://doi.org/10.54112/bcsrj.v2020i1.29>]

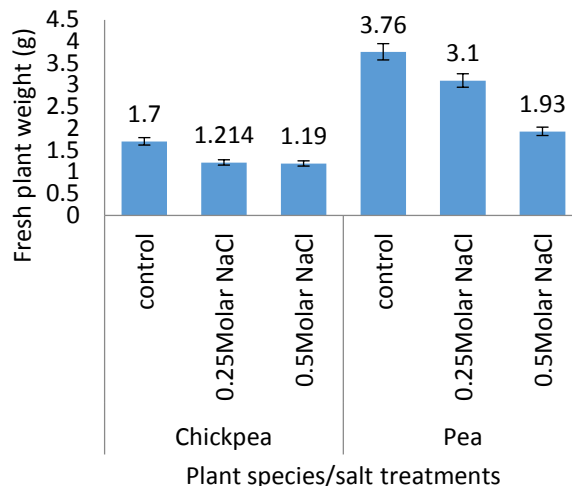


**Figure 3. Shoot length of chickpea and pea under salt stress conditions**

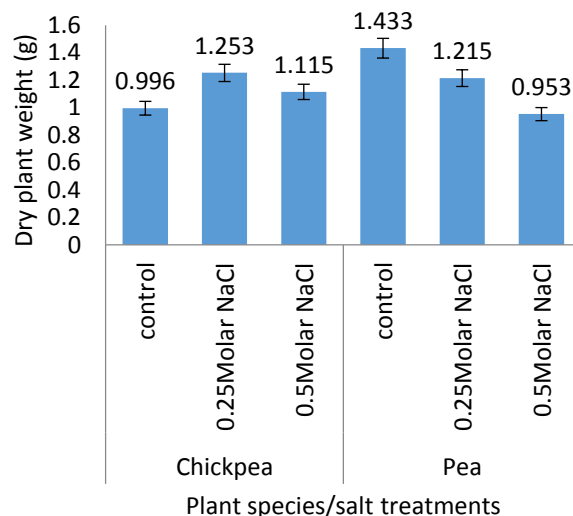
The average fresh plant weight was recorded  $0.581 \pm 0.0002g$  under different concentrations. The pairwise comparison (Table 2) result indicated that the rate growth was higher for fresh plant weight in both varieties of chickpea and pea present under control (0.6017g), 0.25Molar NaCl concentration (0.5967g) and 0.5Molar NaCl concentrations (0.5450g). The result from figure 4 indicated that highest fresh plant weight in chickpea was under control (1.7g) while the lowest under 0.5Molar NaCl (1.19g) treatment. The highest fresh plant weight in pea was under control (3.76g) while lowest under 0.5Molar NaCl (1.19g) treatment. The pea variety shows that they have high growth of roots, leaves and shoot (Table 3) as compared with chickpea which caused increased fresh plant weight of pea. The overall performance of pea was better when concentration of stress is normal rather than when the concentration is high and it showed more tolerance than chickpea (Agrawal, 2017; Agrawal *et al.*, 2018; Ahsan and Ali, 2014; Waseem *et al.*, 2014).

The average dry plant weight was recorded  $0.2717 \pm 0.0001g$  under different concentrations. The pairwise comparison (Table 2) result indicated that the rate growth was higher for dry plant weight in both varieties of chickpea and pea present under control (0.2983g), 0.25Molar NaCl concentration (0.2688g) and 0.5Molar NaCl concentrations (0.2478g). The result from figure 5 indicated that highest dry plant weight in chickpea was under control (1.253g) while the lowest under 0.5Molar NaCl (0.996g) treatment. The highest dry plant weight in pea was under control (1.433g) while lowest under 0.5Molar NaCl (0.953g) treatment. The pea variety showed that they have high growth of roots, leaves and shoot (Table 3) as compared with

chickpea which caused increased dry plant weight of pea. The overall performance of pea was better when concentration of stress is normal rather than when the concentration is high and it showed more tolerance than chickpea (Mustafa *et al.*, 2013; Tahir *et al.*, 2020; Zubair *et al.*, 2016).



**Figure 4 Fresh plant weight of chickpea and pea under salt stress condition**



**Figure 5 Dry plant weight of chickpea and pea under salt stress conditions**

The results from table 4 indicated that there was significant correlation between leaf length root length, shoot length fresh plant weight and dry plant weight. The correlation between root length and shoot length was also found as positive and significant. The positive and significant correlation among studied traits indicated that the selection of chickpea and pea genotypes for salt stress tolerance

[Citation: Yousef, F., Shafique, F., Ali, Q., Malik, A. (2020). Effects of salt stress on the growth traits of chickpea (*Cicer arietinum* L.) and pea (*Pisum sativum* L.) seedlings. *Biol. Clin. Sci. Res. J.*, 2020: 29. doi: <https://doi.org/10.54112/bcsrj.v2020i1.29>]

may be helpful to improve yield under salt stress environmental conditions (Ali *et al.*, 2013; Ali *et al.*, 2016; Flowers *et al.*, 2010; Khalil *et al.*, 2020; Mazhar *et al.*, 2020).

**Table 4 Pooled correlation analysis among different traits of chickpea and pea under salt stress**

Traits	Leaf length	Root length	Shoot length	Fresh plant weight
Root length	0.3482*			
Shoot length	0.4021*	0.7643*		
Fresh plant weight	0.5623*	0.3721*	0.2341	
Dry plant weight	0.3012*	0.2921	0.2902	0.1029

#### Conflict of interest

The authors have declared absence of any type of conflict of interest.

#### References

Agrawal, T. (2017). Genetic Diversity in Chickpea (*Cicer arietinum* L.) under Normal and Late sown conditions, Department of Plant Breeding and Genetics, BAU, Sabour.

Agrawal, T., Kumar, A., Kumar, S., Kumar, A., Kumar, R. R., Kumar, S., and Singh, P. (2018). Correlation and path coefficient analysis for grain yield and yield components in chickpea (*Cicer arietinum* L.) under normal and late sown conditions of Bihar, India. *Journal homepage: <http://www.ijcmas.com>* **7**, 2018.

Ahmad, P., Abdel Latef, A. A., Hashem, A., Abd\_Allah, E. F., Guzel, S., and Tran, L.-S. P. (2016). Nitric oxide mitigates salt stress by regulating levels of osmolytes and antioxidant enzymes in chickpea. *Frontiers in Plant Science* **7**, 347.

Ahsan, M., and Ali, Q. (2014). Genetic Variability and Correlation Studies among Morphological Traits of *Zea mays* under Normal and Water Stress Conditions. *Persian Gulf Crop Protection* **3**.

Ali, Q., and Ahsan, M. (2011). Estimation of variability and correlation analysis for quantitative traits in chickpea (*Cicer arietinum* L.). *International Journal of Agro Veterinary and Medical Sciences (IJAVMS)* **5**, 194-200.

Ali, Q., Ahsan, M., Ali, F., Aslam, M., Khan, N. H., Munzoor, M., Mustafa, H. S. B., and Muhammad, S. (2013). Heritability, heterosis and heterobeltiosis studies for morphological traits of maize (*Zea mays* L.) seedlings. *Advancements in Life sciences* **1**.

Ali, Q., Ahsan, M., Kanwal, N., Ali, F., Ali, A., Ahmed, W., Ishfaq, M., and Saleem, M. (2016). Screening for drought tolerance: comparison of maize hybrids under water deficit condition. *Advancements in Life Sciences* **3**, 51-58.

Ali, Q., Ahsan, M., Khaliq, I., Elahi, M., Shahbaz, M., Ahmed, W., and Naees, M. (2011a). Estimation of genetic association of yield and quality traits in chickpea (*Cicer arietinum* L.). *Int. Res. J. Plant Sci* **2**, 166-169.

Ali, Q., Ahsan, M., and Saleem, M. (2010). Genetic variability and trait association in chickpea (*Cicer arietinum* L.). *Electronic Journal of Plant Breeding* **1**, 328-333.

Ali, Q., Ali, A., Waseem, M., Muzaffar, A., Ahmad, S., Ali, S., Awan, M., Samiullah, T., Nasir, I., and Tayyab, H. (2014). Correlation analysis for morpho-physiological traits of maize (*Zea mays* L.). *Life Science Journal* **11**, 9-13.

Ali, Q., Tahir, M. H. N., Sadaqat, H. A., Arshad, S., Farooq, J., Ahsan, M., Waseem, M., and Iqbal, A. (2011b). Genetic variability and correlation analysis for quantitative traits in chickpea genotypes (*Cicer arietinum* L.). *African Journal of Bacteriology Research* **3**, 6-9.

Babbar, A., Prakash, V., Tiwari, P., and Iquebal, M. (2012). Genetic variability for chickpea (*Cicer arietinum* L.) under late sown season. *Legume Research-An International Journal* **35**, 1-7.

Dahl, W. J., Foster, L. M., and Tyler, R. T. (2012). Review of the health benefits of peas (*Pisum sativum* L.). *British Journal of Nutrition* **108**, S3-S10.

Flowers, T. J., Gaur, P. M., Gowda, C. L., Krishnamurthy, L., Samineni, S., Siddique, K. H., Turner, N. C., Vadez, V., Varshney, R. K., and Colmer, T. D. (2010). Salt sensitivity in chickpea. *Plant, cell & environment* **33**, 490-509.

Gaur, P., Tripathi, S., Gowda, C., Ranga Rao, G., Sharma, H., Pande, S., and Sharma, M. (2010). Chickpea Seed Production Manual. Patancheru 502 324, Andhra Pradesh, India:

- International Crops Res. *Institute for the Semi-Arid Tropics*.
- Gaur, P. M., Jukanti, A. K., and Varshney, R. K. (2012). Impact of genomic technologies on chickpea breeding strategies. *Agronomy* **2**, 199-221.
- Jukanti, A. K., Gaur, P. M., Gowda, C., and Chibbar, R. N. (2012). Nutritional quality and health benefits of chickpea (*Cicer arietinum* L.): a review. *British Journal of Nutrition* **108**, S11-S26.
- Khalil, M., Rashid, M., Ali, Q., and Malik, A. (2020). Genetic Evaluation for Effects of Salt and Drought Stress on Growth Traits of *Zea mays* Seedlings. *Genetics and Molecular Research* **19**.
- Kluth, H., Mantei, M., Elwert, C., and Rodehutschord, M. (2005). Variation in precaecal amino acid and energy digestibility between pea (*Pisum sativum*) cultivars determined using a linear regression approach. *British Poultry Science* **46**, 325-332.
- Mazhar, T., Ali, Q., and Malik, M. S. R. A. (2020). Effects of salt and drought stress on growth traits of *Zea mays* seedlings. *Life Science Journal* **17**.
- Mustafa, H. S. B., Ahsan, M., Aslam, M., Ali, Q., Bibi, T., and Mehmood, T. (2013). Genetic variability and traits association in maize (*Zea mays* L.) accessions under drought stress. *Journal of Agricultural Research (03681157)* **51**.
- Okçu, G., Kaya, M. D., and Atak, M. (2005). Effects of salt and drought stresses on germination and seedling growth of pea (*Pisum sativum* L.). *Turkish journal of agriculture and forestry* **29**, 237-242.
- Parihar, A., Dixit, G., Pathak, V., and Singh, D. (2014). Assessment of the genetic components and trait associations in diverse set of fieldpea (*Pisum sativum* L.) genotypes. *Bangladesh Journal of Botany* **43**, 323-330.
- Rodríguez-Serrano, M., ROMERO-PUERTAS, M. C., Zabalza, A., Corpas, F. J., Gomez, M., Del Rio, L. A., and Sandalio, L. M. (2006). Cadmium effect on oxidative metabolism of pea (*Pisum sativum* L.) roots. Imaging of reactive oxygen species and nitric oxide accumulation in vivo. *Plant, Cell & Environment* **29**, 1532-1544.
- Tahir, M., Rashid, M., Ali, Q., and Malik, A. (2020). Evaluation of Genetic Variability in Wheat and Maize under Heavy Metal and Drought Stress. *Genetics and Molecular Research* **19**.
- Varshney, R. K., Song, C., Saxena, R. K., Azam, S., Yu, S., Sharpe, A. G., Cannon, S., Baek, J., Rosen, B. D., and Tar'an, B. (2013). Draft genome sequence of chickpea (*Cicer arietinum*) provides a resource for trait improvement. *Nature biotechnology* **31**, 240-246.
- Waseem, M., Ali, Q., Ali, A., Samiullah, T. R., Ahmad, S., Baloch, D., Khan, M. A., Ali, S., Muzaffar, A., and Abbas, M. A. (2014). Genetic analysis for various traits of *Cicer arietinum* under different spacing. *Life Sci J* **11**, 14-21.
- Zubair, M., Shakir, M., Ali, Q., Rani, N., Fatima, N., Farooq, S., Shafiq, S., Kanwal, N., Ali, F., and Nasir, I. A. (2016). Rhizobacteria and phytoremediation of heavy metals. *Environmental Technology Reviews* **5**, 112-119.



**Open Access** This article is licensed under a Creative Commons Attribution 4.0 International License, which permits use, sharing, adaptation, distribution and reproduction in any medium or format, as long as you give appropriate credit to the original author(s) and the source, provide a link to the Creative Commons licence, and indicate if changes were made. The images or other third party material in this article are included in the article's Creative Commons licence, unless indicated otherwise in a credit line to the material. If material is not included in the article's Creative Commons licence and your intended use is not permitted by statutory regulation or exceeds the permitted use, you will need to obtain permission directly from the copyright holder. To view a copy of this licence, visit <http://creativecommons.org/licenses/by/4.0/>.

© The Author(s) 2021