



# LUND UNIVERSITY

## **Efficacy of desmopressin in the treatment of nocturia: a double-blind placebo-controlled study in men.**

Mattiasson, Anders; Abrams, P; Van Kerrebroeck, P; Walter, S; Weiss, J

*Published in:*  
BJU International

*DOI:*  
[10.1046/j.1464-410X.2002.02791.x](https://doi.org/10.1046/j.1464-410X.2002.02791.x)

2002

[Link to publication](#)

*Citation for published version (APA):*  
Mattiasson, A., Abrams, P., Van Kerrebroeck, P., Walter, S., & Weiss, J. (2002). Efficacy of desmopressin in the treatment of nocturia: a double-blind placebo-controlled study in men. *BJU International*, 89(9), 855-862.  
<https://doi.org/10.1046/j.1464-410X.2002.02791.x>

*Total number of authors:*  
5

### **General rights**

Unless other specific re-use rights are stated the following general rights apply:  
Copyright and moral rights for the publications made accessible in the public portal are retained by the authors and/or other copyright owners and it is a condition of accessing publications that users recognise and abide by the legal requirements associated with these rights.

- Users may download and print one copy of any publication from the public portal for the purpose of private study or research.
- You may not further distribute the material or use it for any profit-making activity or commercial gain
- You may freely distribute the URL identifying the publication in the public portal

Read more about Creative commons licenses: <https://creativecommons.org/licenses/>

### **Take down policy**

If you believe that this document breaches copyright please contact us providing details, and we will remove access to the work immediately and investigate your claim.

LUND UNIVERSITY

PO Box 117  
221 00 Lund  
+46 46-222 00 00

## Efficacy of desmopressin in the treatment of nocturia: a double-blind placebo-controlled study in men

A. MATTIASSON, P. ABRAMS\*, P. VAN KERREBROECK†, S. WALTER‡ and J. WEISS¶

Departments of Urology, Lund University Hospital, Sweden, \*Southmead Hospital, Bristol, UK, †University Hospital Maastricht, The Netherlands, ‡Odense University Hospital, Denmark, and ¶Weill/Cornell University Medical Centre, New York, USA

**Objective** To investigate the efficacy and safety of oral desmopressin in the treatment of nocturia in men.

**Patients and methods** Men aged  $\geq 18$  years with verified nocturia ( $\geq$  two voids/night) and nocturnal urine production greater than their maximum functional bladder capacity were recruited. A 3-week dose-titration phase established the optimum desmopressin dose (0.1, 0.2 or 0.4 mg). After a 1-week 'washout' period, patients who responded in the dose-titration period were randomized to receive the optimal dose of desmopressin or placebo in a double-blind design for 3 weeks.

**Results** In all, 151 patients entered the double-blind period (86 treated with desmopressin, 65 with placebo). In the desmopressin group 28 (34%) patients and in the placebo group two (3%) patients ( $P < 0.001$ ) had fewer than half the number of nocturnal voids relative to baseline; the mean number of nocturnal voids decreased from 3.0 to 1.7 and from 3.2 to 2.7, respectively, reflecting a mean decrease of 43% and 12% ( $P < 0.001$ ). The mean duration of the first sleep period increased by

59% (from 2.7 to 4.5 h) in the desmopressin group, compared with an increase of 21% (from 2.5 to 2.9 h) in the placebo group ( $P < 0.001$ ). The mean nocturnal diuresis decreased by 36% (from 1.5 to 0.9 mL/min) in the desmopressin group and by 6% (from 1.7 to 1.5 mL/min) in the placebo group ( $P < 0.001$ ). The mean ratio of night/24-h urine volume decreased by 23% and 1% ( $P < 0.001$ ), and the mean ratio of night/day urine volume decreased by 27% and increased by 3% ( $P < 0.001$ ) for the desmopressin and placebo groups, respectively. In the double-blind treatment period, similar numbers of patients had adverse events; 15 (17%) patients in the desmopressin and 16 (25%) patients in the placebo group. Most adverse events were mild. Serum sodium levels were  $< 130$  mmol/L in 10 (4%) patients and this occurred during dose-titration.

**Conclusions** Orally administered desmopressin is an effective and well-tolerated treatment for nocturia in men.

**Keywords** nocturia, desmopressin, arginine vasopressin, nocturnal polyuria

### Introduction

Nocturia, defined as waking at night to pass urine [1], can occur at any age in any population, although the prevalence of the condition increases with advancing age [2]. Studies show that nocturia is the most common lower urinary tract symptom (LUTS), reported by 72% of elderly people, and is considered to be a very bothersome condition [3,4]. Rising at night to void increases the risk of personal injury, particularly in the elderly where the condition is associated with a greater risk of falls [5] and hip fractures [6]. Nocturia has profound implications for sufferers, with detrimental effects on quality-of-life and sleep patterns, and increased mortality [7].

Nocturnal polyuria, or the over-production of urine at night, is an important cause of nocturia [8] that may

result from age-related fluctuations in serum levels of the antidiuretic hormone arginine vasopressin (AVP). Advancing age is also associated with increased night-time excretion of water, solutes and electrolytes [9,10]. However, regardless of age, most people with nocturia secrete less AVP nocturnally than do healthy subjects [8,11]. Treatments currently licensed to improve bladder function do not control nocturnal polyuria, which remains one of the most difficult LUTS to treat [12,13].

Desmopressin acetate (Minirin<sup>®</sup>, Ferring Pharmaceuticals, Sweden), a synthetic analogue of AVP, is effective against nocturnal polyuria when administered at bed-time, by decreasing night-time urine production [14]. More potent than AVP, desmopressin is used in the treatment of several conditions where polyuria is a key symptom, e.g. diabetes insipidus and nocturnal enuresis, for which it remains a principal pharmacological treatment. Similarities between nocturnal enuresis

Accepted for publication 20 February 2002

in childhood and nocturia in adulthood have been described [15] and the opportunity for treating nocturia with desmopressin has also been investigated by others; these studies have provided support for the use of desmopressin in nocturia [16–19].

In the present study we compared the efficacy and tolerability of desmopressin with placebo in the treatment of nocturia in men. The primary endpoint was the proportion of patients with a reduction by more than half in the mean number of nocturnal voids in a 3-week, double-blind treatment period; other secondary endpoints were also assessed.

## Patients and methods

This randomized, double-blind, placebo-controlled, parallel-group, multinational, phase III study evaluated the efficacy and safety of desmopressin in men with nocturia. The study comprised the following periods: screening (1 week), dose-titration (1–3 weeks, followed by a 1-week 'washout'), and a 3-week double-blind treatment period. For the first week of dose-titration, all patients received desmopressin 0.1 mg orally at bedtime. For those who then had no nocturnal voids (a full treatment response), 0.1 mg was selected as the optimal dose for the double-blind treatment period. These patients received no higher doses of desmopressin. Patients who did not respond during the first dose-titration week received desmopressin 0.2 mg in the second week. Patients then having no nocturnal voids or  $\geq 20\%$  reduction in nocturnal diuresis were maintained on 0.2 mg. The dose was increased to 0.4 mg ( $2 \times 0.2$  mg tablets) in the third week in those who did not respond to 0.2 mg (i.e. had  $<20\%$  decrease in

nocturnal diuresis). Patients who experienced a  $<20\%$  decrease in nocturnal diuresis at all doses during dose-titration were classified as not responding and did not continue in the study. If treatment-related adverse events were experienced during dose-titration, patients were allocated to the maximum tolerated dose that showed the best pharmacodynamic response (i.e. reduction in nocturnal diuresis).

Only patients who obtained a  $\geq 20\%$  reduction in nocturnal diuresis during the dose-titration period were randomized to either placebo or active treatment. The study design and schedule of evaluations are shown in Fig. 1. The study duration ranged from 6 weeks for those achieving optimal response during the first dose-titration week, to 8 weeks for those completing all three dose-titration weeks. Clinical and laboratory assessments were undertaken throughout the study (height, weight, physical examination, BP, blood and urine analysis, concomitant medication/diseases, serum sodium monitoring and adverse event reports).

Men aged  $\geq 18$  years with symptoms of nocturia were recruited and screened. Patient-maintained diaries were used to record the following throughout the study; bedtime, time of rising, 24-h fluid intake and urine recording, time and volume of nocturnal voids and time of tablet intake. During the study, from 1 h before bedtime until 8 h after taking of either desmopressin or placebo, patients drank only to satisfy thirst, avoiding liquids with a diuretic effect.

The following inclusion criteria were used: a mean of two or more voids per night, with Nocturia Index scores of  $>1$  [6] (mean nocturnal volume/functional bladder capacity; the latter being the largest single volume of urine measured at any time). The main

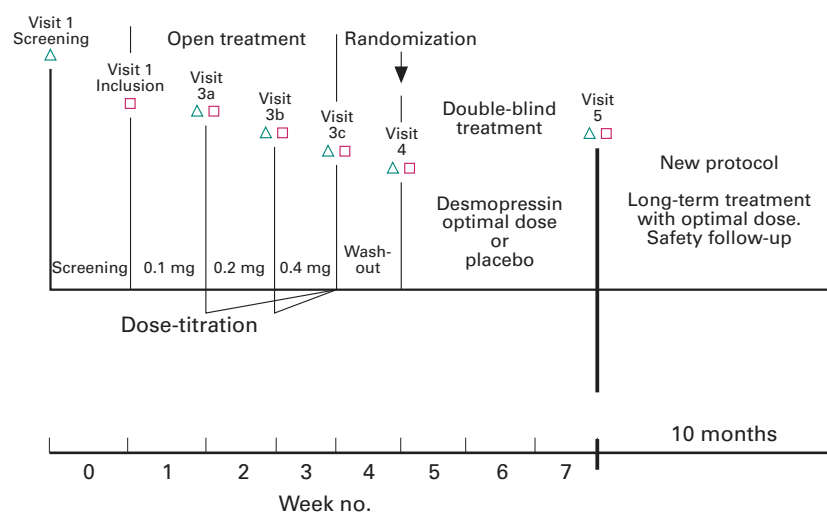


Fig. 1. The study design and treatment schedule. Green triangles show serum sodium measurements and red squares the recording of adverse events.

exclusion criteria were: nocturia arising from other well-defined causes of increased urinary frequency, e.g. diagnosed or suspected diabetes insipidus, primary polydipsia (40 mL/kg/24 h) or multiple sclerosis, urge incontinence or recently commenced medical or surgical treatment for BPO; conditions characterized by fluid and/or electrolyte imbalance where anti-diuresis was inappropriate (e.g. cardiac failure, use of diuretics); serum sodium levels below the normal range, and uncontrolled hypertension.

Patients who showed no response during dose-titration (i.e. <20% reduction in nocturnal diuresis) and patients who failed to return to  $\geq 78\%$  of baseline nocturnal diuresis values after the 1-week washout period did not enter the double-blind treatment period. Patients were withdrawn during the study if any of the following applied: serum sodium of <125 mmol/L or symptomatic hyponatraemia; experience of an intolerable adverse event; protocol deviation; failure to co-operate; a condition developed which jeopardised the welfare of the patient; at the discretion of the investigator; at the request of the patient.

The primary efficacy endpoint was the proportion of patients who had a reduction by more than half in the mean number of nocturnal voids after treatment compared with baseline. Several secondary endpoints were also assessed: the number of nightly voids; the duration of the sleep period until the first void; nocturnal diuresis; night-time/24 h and night-time/day urine volume; effect on quality of life and the safety of desmopressin treatment.

The efficacy assessments were based on data in the patients' diaries and endpoints were derived for the 3-week double-blind period. Safety was evaluated from reported adverse events and laboratory data, with emphasis on serum sodium levels. The quality of life and the prevalence of LUTS were assessed using an abbreviated form of the ICSMale questionnaire [20], completed by patients during screening and after the double-blind treatment period.

The intent-to-treat (ITT) population comprised all randomized patients who took at least one dose of

study medication and produced relevant follow-up data, defined as at least one valid night in the double-blind period. The per-protocol (PP) population comprised the subset of the ITT patients who fulfilled all inclusion criteria, met none of the exclusion criteria, took  $\geq 80\%$  of the study medication for the double-blind period, and who were not categorized as protocol violators at any time. The safety population comprised all patients taking at least one dose of study medication. For the primary endpoint, the analysis was based on the ITT population (primary analysis) and the PP population (secondary analysis). The analyses of all the secondary endpoints were based on the ITT population. The evaluation of adverse events and laboratory variables was based on the safety population.

The primary objective was tested using a stratified Cochran-Mantel-Haenszel test controlling for country. If the country-specific odds ratio was homogeneous (based on Breslow-Day and Zelen's tests) the common odds ratio was presented with an approximate 95% CI. Results were presented using *P* values based on the two-sample *t*-test. Analysis of the ICSMale questionnaire results was based on frequency counts of individual questions.

The sample size calculation was based on the assumption that 30% of the patients treated with desmopressin would respond to treatment ( $\geq 50\%$  reduction in mean nocturnal voids) while a placebo response would be observed in  $\leq 7\%$  of patients. A sample size of 55 patients per treatment group was needed to allow for the detection of a 23% (30% vs 7%) difference calculated with a power of 90% and  $\alpha = 0.05$  (two-sided).

## Results

There were no significant differences in demographic and baseline characteristics among study centres, or between the desmopressin and placebo groups, in the ITT population (Table 1). Baseline analysis of the ICSMale questionnaire showed a similar prevalence of LUTS

**Table 1** Patient characteristics (intent-to-treat population)

Characteristic	Desmopressin	Placebo
Number of patients	83	63
Mean (sd) [range]:		
Age, years	64.5 (10.7) [37.4–87.6]	65.6 (10.2) [24.2–83.8]
Body mass index, kg/m <sup>2</sup>	27.0 (3.7) [18.8–39.5]	27.3 (3.8) [22.0–37.3]
Nocturnal urine volume, mL	750 (273) [307–1479]	831 (300) [367–1650]
24-h urine volume per body weight, mL/kg	22.6 (7.3) [11.4–44.2]	21.8 (6.7) [10.8–48.2]
Functional bladder capacity, mL	376 (114) [100–650]	408 (133) [180–900]
Nocturnal voids, <i>n</i>	3.0 (0.91) [1.7–5.6]	3.2 (1.30) [1.6–9.6]

in both study groups, where nocturia, urgency, frequency, terminal dribbling and incomplete emptying were the most common and bothersome LUTS reported. Co-existing conditions reported were essential hypertension (61, 27%); cardiac conditions (48, 21%); lipid disorders (20, 9%); diabetes mellitus (14, 6%); symptomatic BPH (34, 15%); and other prostate disorders (18, 8%). Five patients (2%) had a history of malignant neoplastic disease and five (2%) reported inflammatory diseases of the prostate.

#### Withdrawals and exclusions

During the dose-titration and washout periods, 73 patients withdrew: 16 because there was no response during dose-titration; 14 because of adverse events; 16 because nocturnal diuresis failed to return to  $\geq 78\%$  of the baseline value at the end of the washout period; seven withdrew consent, four did not comply with the protocol and 16 for other reasons. During the double-blind period, five patients on desmopressin and three on placebo withdrew; one withdrawal in each group was for adverse events.

Five randomized patients were excluded from the ITT population as no efficacy data were available (three from the desmopressin and two from the placebo group). In addition, 49 patients were excluded from the PP population because of major protocol deviations (desmopressin group 34%, placebo group 33%). Most of these were patients who met a withdrawal criterion but were not withdrawn.

In all, 341 men (aged  $\geq 18$  years) were screened for entry into the study at 28 centres, i.e. Denmark (five), Sweden (five), The Netherlands (eight), UK (five) and USA (five). Of the patients screened, 117 were not enrolled into the study. Most of those failing the screening did not meet the inclusion criteria of  $\geq 2$  voids per night, although most of those screened had urine production that exceeded their bladder capacity. Of the 151 randomized patients, 81 (94%) on desmopressin and 62 (95%) on placebo completed the study; the patient disposition is shown in Fig. 2.

Patient compliance was high, with 82 (95%) patients receiving desmopressin and 61 (94%) patients on placebo taking  $\geq 80\%$  of prescribed medication in the double-blind period.

A clinical response (fewer than half the mean number of voids per night during the double-blind period than in the screening period) was achieved by 28 (34%) patients receiving desmopressin and by two (3%) patients on placebo in the ITT population ( $P < 0.001$ ). Compared with placebo, the odds of achieving a clinical response were 20 times greater for patients receiving desmopressin (95% CI 4.0–105.2). These findings were confirmed in

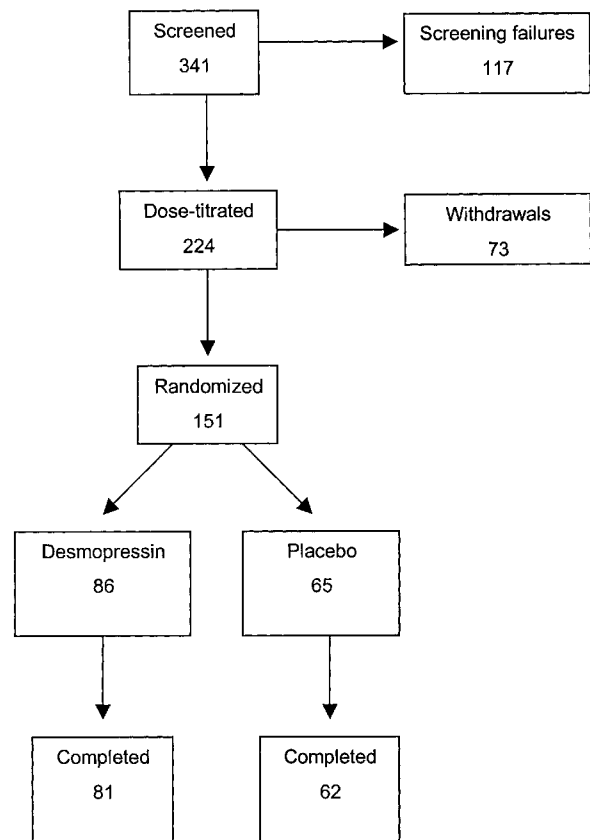


Fig. 2. The disposition of patients during the study.

the PP population, where 18 of 55 (33%) patients on desmopressin and one of 42 (2%) patients on placebo obtained a clinical response during the double-blind period ( $P < 0.001$ ) with a common odds ratio of 22.4 (95% CI 2.5–203.5).

The reduction in the number of nightly voids in the ITT population is shown in Fig. 3. Using a threshold of a  $\geq 40\%$  reduction in nocturnal voids as a response (instead of  $\geq 50\%$ ) 54% of the patients in the desmopressin and 16% in the placebo group obtained a response (Fig. 3). Two (2%) patients on desmopressin had no change or an increase in nocturnal voids, compared with 18 (29%) on placebo.

Seventy-six (58%) patients included in the double-blind treatment period clinically responded during dose-titration; of these, 45 (59%) were randomized to desmopressin and 31 (41%) to placebo. The proportion of patients who had a clinical response during the double-blind period was significantly higher ( $P < 0.001$ ) in the desmopressin (58%) than in the placebo group (6%), indicating a true treatment effect.

All secondary efficacy endpoints showed a highly significant difference in favour of desmopressin (Table 2). Analysis of the ICSMale questionnaire showed that



the prevalence of nocturia decreased from 99% to 63% in the desmopressin group, and from 100% to 93% in the placebo group. The degree of bother caused by nocturia and the proportion of patients considering nocturia to be 'quite a problem' or a 'serious problem' decreased in the desmopressin group but remained almost unchanged in the placebo group.

**Safety**

Of the 224 patients who entered the dose-titration period, 107 (48%) reported adverse events (Table 3). In the double-blind period, similar numbers of patients reported adverse events, i.e. 15 (17%) in the desmopressin group

and 16 (25%) in the placebo group. Five patients had serious adverse events during the study; one had an exacerbation of a chronic lung infection during dose-titration and died 4 months after drug withdrawal, but this serious adverse event was considered unrelated to treatment. Another patient had thrombocytopenia, judged as treatment-related, during the washout period. After recovering the patient was randomized to placebo and completed the study. Afterwards the patient was re-challenged with desmopressin and the event did not recur. The remaining serious adverse events (two on placebo and one on desmopressin) occurred during the double-blind period and all were judged to be unrelated to the study medication.

Most of the adverse events reported were mild (67%); moderate and severe events constituted 27% and 6%, respectively. The most frequently reported and possibly treatment-related adverse events are listed in Table 3. No single treatment-related adverse event was reported in >3% of the patients in the double-blind period.

Serum sodium levels were monitored closely during the study (Fig. 1). In all, 49 (22%) patients had one or more episodes of a serum sodium level below the normal range and in all 10 (4%) patients had sodium levels of <130 mmol/L. Four patients were asymptomatic and six were reported as hyponatraemic, which in three led to withdrawal. All cases of hyponatraemia occurred during dose-titration. Patients at the highest risk of developing hyponatraemia were those aged ≥65 years.

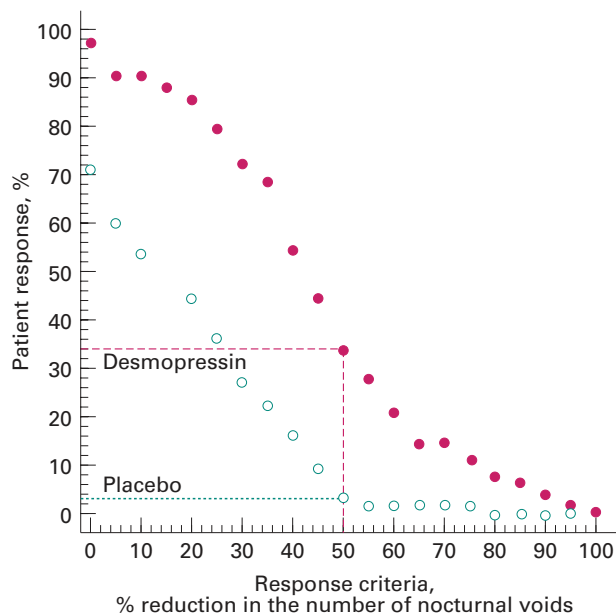


Fig. 3. The proportion of patients responding at the different definitions of the clinical response (ITT population; desmopressin, red closed circles; placebo, green open circles). The broken lines indicate patient response (%) for the 50% response criteria for desmopressin (red dashed line) and placebo (green dotted line).

**Discussion**

Patients with nocturia who had a pharmacological response to desmopressin (defined as a reduction in nocturnal diuresis of >20%) were treated effectively with desmopressin. Desmopressin given orally at bedtime at doses of 0.1, 0.2 or 0.4 mg led to a ≥50% reduction in night-time voids in 34% of patients with nocturia, whereas only 3% receiving placebo had a

Table 2 Secondary endpoint values

Variable	Desmopressin, mean (sd)			Placebo, mean (sd)			Mean† (95% CI) change
	Baseline	Treatment	% change*	Baseline	Treatment	% change*	
Nocturnal voids, n	3.0 (0.9)	1.7 (0.9)	-43	3.2 (1.3)	2.7 (1.2)	-12	-0.8 [-1.10 to -0.58]‡
Duration, first sleep period, h	2.66 (0.85)	4.5 (1.5)	+59	2.5 (0.9)	2.9 (1.1)	+21	1.38 [0.95 to 1.80]‡
Nocturnal diuresis, mL/min	1.5 (0.6)	0.9 (0.3)	-36	1.7 (0.6)	1.5 (0.6)	-6	-0.5 [-0.61 to -0.31]‡
Night/24-h urine volume, %	41.6 (10.2)	30.7 (11)	-23	44.5 (10.9)	43.7 (12.4)	-1	-9.7 [-13.7 to -5.78]‡
Night/day urine volume	0.84 (0.5)	0.52 (0.3)	-27	0.95 (0.5)	0.94 (0.6)	+3	-0.3 [-0.44 to -0.14]‡

\*Percentage difference between end of treatment values vs baseline; †Difference between desmopressin and placebo as the absolute change in mean values; ‡P<0.001.

**Table 3** Summary of adverse events

Events	Dose-titration	Double-blind	
	Desmopressin N (%) [events]	Desmopressin N (%) [events]	Placebo N (%) [events]
Patients enrolled	224	86	65
Total adverse events	107 (48) [237]	15 (17) [28]	16 (25) [19]
Serious adverse events	1 (<1) [1]	1 (1) [1]	3 (5) [3]
Death*	1 (<1) [1]	0	0
Adverse events related to study medication	60 (27) [139]	6 (7) [11]	6 (9) [6]
Most frequently reported (> 3% patients) adverse events related to study medication			
Headache	26 (12) [32]	2 (2) [3]	1 (2) [1]
Nausea	10 (4) [11]		
Diarrhoea	9 (4) [10]		
Dizziness	9 (4) [10]		
Hyponatraemia	8 (4) [8]		

N, number of patients with adverse events; \*unlikely to be study-related (exacerbation of chronic lung infection).

clinical response. Desmopressin has been shown to decrease diuresis [14], but as a reduction in episodes of nocturia was the focus of the present study, the specific reduction in nocturnal voids was considered to be a more clinically relevant primary endpoint than measuring diuresis in general. The relevance and importance of a given endpoint is difficult to define; a threshold response of  $\geq 50\%$  reduction in night-time voids was chosen arbitrarily, but if a  $\geq 40\%$  reduction had been used the success rates would be 54% in the desmopressin and 16% in the placebo group. Nevertheless, the chosen primary endpoint provided a clinically valid and useful measure.

As found previously [16–19], the decrease in nocturnal diuresis with desmopressin treatment was associated with fewer nightly voids. In addition, the reductions in the ratios of night/24-h and night/day urine volumes after desmopressin treatment appeared to constitute a normalization to values within the physiological range [9]. The mean number of nocturnal voids reduced by 43% in patients on desmopressin, compared with 12% in those on placebo. There were reductions in nocturnal and 24-h urine volume in patients receiving desmopressin, possibly because of slight changes in drinking habits. Treatment with an antidiuretic agent such as desmopressin decreases urine production and increases the recycling of renal fluid. People with low nocturnal AVP levels often feel thirstier at night, but when they receive desmopressin they do not feel as thirsty and consequently night-time fluid intake is reduced. This observation is particularly relevant when the night/24-h urine volume ratio is interpreted; the decrease in mean ratio in patients on desmopressin would have been greater if they had maintained the same

drinking patterns and therefore, the same 24-h urine volume.

Desmopressin prolonged the duration of the sleep period until the first void by 1.5 h; this initial period of sleep is important in determining the quality of sleep, and thereby has an effect on quality of life [21]. However, the quality-of-life results from the present study should be interpreted cautiously, as the ICSMale questionnaire is a general measure of LUTS and effect on quality of life, and was used here as there is no validated nocturia-specific questionnaire. Nevertheless, the present results indicate that patients' perceptions were in line with the efficacy results, i.e. that desmopressin had a beneficial effect.

For safety, the study showed that adverse events associated with desmopressin treatment were usually mild and infrequent. These events were comparable with the established safety profile of desmopressin in the treatment of polyuria associated with other conditions. All episodes of hyponatraemia occurred during dose-titration. Patients at higher risk of developing hyponatraemia were those aged  $\geq 65$  years. Therefore, special precautions are required when elderly patients begin desmopressin therapy, e.g. serum sodium should be measured 3 days after commencing desmopressin treatment and after any dose adjustment.

Although nocturia affects  $\geq 72\%$  of elderly people [4] the condition remains under-recognized by sufferers [22] and physicians [23]. Nocturia is the most difficult LUTS to alleviate or cure, persisting in 38% of patients operated on for BPO [12,13]. The present findings indicate that nocturnal polyuria was the main cause of nocturia across the study population; most patients screened to enter the study had a nocturnal urine

production level that exceeded functional bladder capacity, even though not all of them had two or more episodes of nocturia each night. Nocturnal polyuria is clearly a major cause of nocturia, yet it can be diagnosed accurately using appropriate techniques [24].

Patients must be encouraged to seek further investigation when nocturia symptoms continue. While it is important for people with nocturia to receive general advice about the management of persistent nocturia, e.g. reducing alcohol and caffeine intake, and limiting fluid intake before bed-time, such strategies should not impose general fluid restrictions. Recently there has been a greater understanding of nocturia as an independent condition that is not always associated with other clinical conditions. Perceptions of this condition are also changing; it is unnecessary to tolerate nocturia when there is the potential to treat it effectively and safely. Desmopressin reduces nocturnal diuresis, thereby providing an effective means of therapy for nocturia. Further research into the pathophysiological mechanisms underlying nocturia and its effect on sufferers are required, and effective therapies including desmopressin need to become available. The present results from this pivotal study show that desmopressin is an effective and well-tolerated treatment for nocturia in men and highlight the need for a nocturia-specific, quality-of-life questionnaire.

## Acknowledgements

The authors acknowledge and thank A. Riis, C. Guldborg, J.P. Nørgaard, Ferring Pharmaceuticals, Aventis and members of the Nocturia Study Group (Sweden: L. Rentzhog, Sundvall; E. Brekkan, Uppsala; C. Dahlstrand, Göteborg; M. Duchek, Umeå; Denmark: S. Mortensen, Glostrup; C. Frimodt-Møller, Gentofte; K. Møller-Ernst-Jensen, Århus; K.K. Nilsen, Frederiksberg; The Netherlands: T.A. Boon, Utrecht; E.J. Messelink, Amsterdam; A.A.B. Lycklama à Nijeholt, Leiden; H.M.M. Zweers, Almelo; W.J. Levens, Veldhoven; J.L. Bruins, Winterswijk; H. Mulder, Tilburg/Herleen; H.J. Arendsen, Leiden Diaconessenhuis; United Kingdom: I. Eardley, Leeds; S. McClinton, Aberdeen; M. Speakman, Taunton; L. Stewart, Edinburgh; USA: D. Chaiken, Morristown; M. Gittelman, Adventura; G. Haselhuhn, Toledo; R. Wiessman, Seattle; T. Bormes, Chicago).

## References

- 1 Van Kerrebroeck P, Weiss J. Standardisation and terminology of nocturia. *BJU Int* 1999; **84**: 1–4
- 2 Jackson S. Lower urinary tract symptoms and nocturia in men and women: prevalence, aetiology and diagnosis. *BJU Int* 1999; **84**: 5–8
- 3 Peters TJ, Donovan JL, Kay HE *et al*. The International Continence Society 'Benign Prostatic Hyperplasia' study. The bothersomeness of urinary symptoms. *J Urol* 1997; **157**: 885–9
- 4 Barker JC, Mitteness LS. Nocturia in the elderly. *Gerontologist* 1998; **28**: 99–104
- 5 Stewart RB, More M, May FE, Marks RG, Hale WE. Nocturia a risk factor for falls in the elderly. *J Am Geriatr Soc* 1992; **40**: 1217–20
- 6 Weiss JP, Blaivas JG. Nocturia. *J Urol* 2000; **163**: 5–12
- 7 Asplund R. Mortality in the elderly in relation to nocturnal micturition. *BJU Int* 1999; **84**: 297–301
- 8 Asplund R. The nocturnal polyuria syndrome. *General Pharmac* 1995; **26**: 1203–9
- 9 Kirkland JL, Lye M, Levy DW, Banerjee AK. Patterns of urinary flow and electrolyte excretion in healthy elderly people. *Br Med J* 1983; **287**: 1665–7
- 10 Mathiesen TB, Rittig S, Nørgaard JP, Pedersen EB, Djurhuus JC. Nocturnal polyuria and natriuresis in male patients with nocturia and lower urinary tract symptoms. *J Urol* 1996; **156**: 1292–9
- 11 Miller M. Nocturnal polyuria in older people. Pathophysiology and clinical implications. *J Am Geriatr Soc* 2000; **48**: 1321–9
- 12 Bruskewitz RC, Larsen EH, Madsen PO, Dørfinger T. Three-year follow-up of urinary symptoms after transurethral resection of the prostate. *J Urol* 1986; **136**: 613–5
- 13 Beier-Holgersen R, Bruun J. Voiding pattern of men 60–70 years old: Population study in an urban population. *J Urol* 1990; **143**: 531–2
- 14 Vilhardt H. Basic pharmacology of desmopressin. A review. *Drug Invest* 1990; **2**: 28
- 15 Djurhuus JC, Mathiesen TB, Rittig S. Similarities and dissimilarities between nocturnal enuresis in childhood and nocturia in adults. *BJU Int* 1999; **84** (Suppl. 1): 9–12
- 16 Asplund R, Åberg H. Desmopressin in elderly subjects with increased nocturnal diuresis. A two-month treatment study. *Scand J Urol Nephrol* 1993; **27**: 77–82
- 17 Seiler WO, Stahelin HB, Hefti U. Desmopressin reduces night time urine volume in geriatric patients. Implication for treatment of the nocturnal incontinence. *Clin Invest* 1992; **70**: 619
- 18 Eckford SD, Carter PG, Jackson SR, Penney MD, Abrams P. An open, in-patient incremental safety and efficacy study of desmopressin in women with multiple sclerosis and nocturia. *Br J Urol* 1995; **76**: 459–63
- 19 Asplund R, Sundberg B, Bengtsson P. Oral desmopressin for nocturnal polyuria in elderly subjects: a double-blind, placebo-controlled randomized exploratory study. *BJU Int* 1999; **83**: 591–5
- 20 Donovan JL, Abrams P, Peters TJ *et al*. The ICS-'BPH' Trial. The psychometric validity and reliability of the ICSMale questionnaire. *Br J Urol* 1996; **77**: 554–62



- 21 Borbély AA, Baumann F, Brandeis D, Strauch I, Lehmann D. Sleep deprivation. Effect on sleep stages and EEG power density in man. *Electroenceph Clin Neurophysiol* 1981; **51**: 483–93
- 22 Pinnock C, Marshall VR. Troublesome lower urinary tract symptoms in the community: a prevalence study. *Med J Aust* 1997; **167**: 72–5
- 23 Cohen SJ, Robinson D, Dugan E *et al.* Communication between older adults and their physicians about urinary incontinence. *J Gerontol a Biol Med Sci* 1999; **54**: M34–7
- 24 Du Beau CE, Resnick NM. Evaluation of the causes and severity of geriatric incontinence: a critical appraisal. *Urol Clin North Am* 1991; **18**: 243–56

## Authors

A. Mattiasson, Professor of Urology.

P. Abrams, Professor of Urology.

P. Van Kerrebroeck, Professor of Urology.

S. Walter, Professor of Urology.

J. Weiss, Clinical Assistant Professor of Urology.

Correspondence: A. Mattiasson, Department of Urology, Lund University Hospital, SE-221 85, Lund, Sweden.

e-mail: anders.mattiasson@urokir.lu.se

Abbreviations: AVP, arginine vasopressin; ITT, intention-to-treat; PP, per-protocol.