

# Efficient Algorithms for Globally Optimal Trajectories

John N. Tsitsiklis, *Member, IEEE*

**Abstract**—We present serial and parallel algorithms for solving a system of equations that arises from the discretization of the Hamilton–Jacobi equation associated to a trajectory optimization problem of the following type. A vehicle starts at a prespecified point  $x_0$  and follows a unit speed trajectory  $x(t)$  inside a region in  $\mathbb{R}^m$ , until an unspecified time  $T$  that the region is exited. A trajectory minimizing a cost function of the form  $\int_0^T r(x(t)) dt + q(x(T))$  is sought. The discretized Hamilton–Jacobi equation corresponding to this problem is usually solved using iterative methods. Nevertheless, assuming that the function  $r$  is positive, we are able to exploit the problem structure and develop one-pass algorithms for the discretized problem. The first algorithm resembles Dijkstra’s shortest path algorithm and runs in time  $O(n \log n)$ , where  $n$  is the number of grid points. The second algorithm uses a somewhat different discretization and borrows some ideas from a variation of Dial’s shortest path algorithm that we develop here; it runs in time  $O(n)$ , which is the best possible, under some fairly mild assumptions. Finally, we show that the latter algorithm can be efficiently parallelized: for two-dimensional problems and with  $p$  processors, its running time becomes  $O(n/p)$ , provided that  $p = O(\sqrt{n}/\log n)$ .

## I. INTRODUCTION

CONSIDER a vehicle that is constrained to move in a subset  $G$  of  $\mathbb{R}^m$ . The vehicle starts at an initial point  $x_0$  and moves according to  $dx/dt = u(t)$ , subject to the constraint  $\|u(t)\| \leq 1$ , where  $\|\cdot\|$  denotes the Euclidean norm. At some unspecified time  $T$ , the vehicle reaches the boundary of  $G$  and incurs a terminal cost  $q(x(T))$ . We also associate a traveling cost  $\int_0^T r(x(t)) dt$  to the trajectory followed by the vehicle. We are interested in a numerical method for finding a trajectory that minimizes the sum of the traveling and the terminal cost. We assume that  $\inf_{x \in G} r(x) > 0$ , which forces the vehicle to exit  $G$  in finite time.

This problem formulation allows us to enforce a desired destination  $x_f$ : for example, we may let  $G = \mathbb{R}^n - \{x_f\}$  and  $q(x_f) = 0$ . It can also incorporate “hard obstacles;” for example, if a subset  $F$  of  $G$  corresponds to an obstacle, we can redefine  $G$  by removing  $F$  from  $G$  and by letting  $q(x)$  be very large at the boundary of  $F$ .

There are several numerical methods for trajectory optimization problems, but their computational complexity is not fully satisfactory for the problems studied in this paper, as will be

discussed shortly. In this paper, we focus on the admittedly restrictive situation where the running cost is independent of the control, but we are able to devise efficient serial and parallel algorithms whose running time is provably optimal.

Interest in algorithmic efficiency can be motivated from certain situations in which the trajectory optimization problem has to be solved repeatedly and on-line; this is the case, for example, if the terrain conditions are uncertain and the remaining trajectory is reoptimized each time that new information becomes available. Of course, algorithmic efficiency is a worthy objective even when computations are carried out off-line.

## Related Research

Problems of this type have been considered by several different research communities. The robotics and theoretical computer science community has extensively studied the case where  $r$  is identically equal to one,  $G$  contains several obstacles, and there is a fixed destination. Under the further assumption that the obstacles admit a finite description (in particular, if they are polygons), the problem can be transformed to a shortest path problem on a graph (the so-called “visibility graph”). Then, special shortest path algorithms can be developed which exploit the structure of the problem and reduce algorithmic complexity [18]. A more general version, the “weighted region problem,” has been considered in [20]. Here, the region  $G$  is partitioned into a finite number of polygons, and  $r$  is assumed to be constant in each polygon. The algorithms in [20] are geared towards the case where the partition of  $G$  is fairly coarse. If we let the partition become arbitrarily fine, however, we are led to our formulation, with the function  $r$  having an arbitrary functional form.

Our problem is also a special case of deterministic optimal control. As such, variational techniques can be applied leading to a locally optimal trajectory [1], [13]. In the presence of obstacles or if the cost function  $r$  is not convex, however, the problem acquires a combinatorial flavor and can have several local minima that are far from being globally optimal. For this reason, other methods, of the dynamic programming type, are required. The solution to the problem is furnished, in principle, by the Hamilton–Jacobi (HJ) equation. Since an exact solution of the HJ equation is usually impossible, the problem has to be discretized and solved numerically. After discretization, one needs to solve a system of nonlinear equations whose structure resembles the structure of the original HJ equation. This approach raises two types of issues:

Manuscript received November 8, 1993; revised September 21, 1994. Recommended by Past Associate Editor, S. P. Meyn. This work was supported in part by ARO Contract DAAL03-92-G-0115.

The author is with the Laboratory for Information and Decision Systems and the Operations Research Center, Massachusetts Institute of Technology, Cambridge, MA 02139 USA.

IEEE Log Number 9413533.

- a) Does the solution to the discretized problem provide a good approximation of the solution to the original problem?  
 b) How should the discretized problem be solved?

Questions of the first type have been studied extensively and in much greater generality elsewhere—see, e.g., [12], [16], and [21] and references therein. We bypass such questions and focus on the purely algorithmic issues.

The usual approaches for discretizing the HJ equation are finite-difference or, more generally, finite-element methods [4], [6]–[8], [12] [15], [16], [21]. Furthermore, solving the discretized problem is equivalent to solving a stochastic optimal control problem for a finite state controlled Markov chain; the number of states of the Markov chain is equal to the number of grid points used in the discretization [16]. Thus, the discretized problem can be solved by standard methods such as successive approximation or policy iteration [2]. This is somewhat unfortunate: One would hope that the discretized version of an optimal trajectory problem would be a deterministic shortest path problem on a finite graph which can be solved efficiently, say using Dijkstra's algorithm. In contrast, a method such as successive approximation can require a fair number of iterations, does not have good guarantees on its computational complexity (because the number of required iterations is not easy to bound), and can be much more demanding than Dijkstra's algorithm. The contribution of this paper is to show that, for the particular problem under consideration and for certain discretizations, Dijkstra-like methods can be used, resulting in fast algorithms. In particular, we will show under mild assumptions that there is an algorithm whose complexity is proportional to the number of grid points. Our starting point is the discretized HJ equation, which we take for granted and whose structure we then exploit; our development is completely independent from the rich analytical theory that deals with the justification of the HJ equation and its discretizations.

We close by mentioning another approach to the discretization of trajectory optimization problems. In [19] the region  $G$  is discretized by using a regular rectangular grid, and the vehicle is only allowed to move along the edges of the grid (horizontally or vertically). Then, the shortest path problem on the resulting grid-graph is solved using Dijkstra's algorithm. The solution via Dijkstra's algorithm is certainly efficient, but the employed discretization does not lead to an accurate approximation of the solution to the original problem, no matter how fine a grid is used. The reason is that the set of allowed directions of motion is discretized very coarsely: only four directions are allowed. The inadequacy of the naive discretization is sometimes referred to as the digitization bias. It can be remedied by allowing diagonal motion [19], but only partially. Our results establish that the digitization bias can be overcome without sacrificing the algorithmic efficiency of Dijkstra-like methods.

### Summary of the Paper

In Section II, we state the HJ equation corresponding to our problem and define the standard finite-difference discretization.

In Section III, we exploit certain properties of the discretized HJ equation to show that it can be solved in time  $O(n \log n)$ , where  $n$  is the number of grid points. In particular, we show that even though the discretized HJ equation does not correspond to a shortest path problem, it is still possible to mimic Dijkstra's shortest path algorithm.

In Section IV, we present a variation of Dial's shortest path algorithm. We show that, under certain assumptions on the arc costs, it has optimal computational complexity and has good parallelization potential.

In Section V, we explain why the algorithmic ideas of Section IV cannot be applied to the discretized HJ equation of Section II. We are thus led to the development of an alternative discretization. With this new discretization, we show that the algorithmic ideas of Section IV lead to an  $O(n)$  algorithm, which is the best possible solution.

In Section VI, we show that the algorithms of Sections IV and V can be efficiently parallelized. In particular, we show that linear speedup is obtained: the running time in a shared memory parallel computer with  $p$  processors is only  $O(n/p)$ , as long as the number of processors is not too excessive; e.g., for two-dimensional problems, if  $p = O(\sqrt{n}/\log n)$ . We compare our results to those achievable by the successive approximation method.

Finally, in Section VII, we refer to some preliminary numerical experiments that strongly support our results, and we close, in Section VIII, with some comments.

## II. PROBLEM FORMULATION AND A FINITE-DIFFERENCE DISCRETIZATION

The purpose of this section is purely to motivate the structure of the discretized HJ equation that will be studied in the rest of the paper; the reader is referred to the literature for rigorous and more precise statements.

Let  $G$  be a bounded connected open subset of  $\mathbb{R}^m$ , and let  $\partial G$  be its boundary. We are also given two cost functions  $r: G \mapsto (0, \infty)$  and  $q: \partial G \mapsto (0, \infty)$ . A trajectory starting at  $x_0 \in G$  is a continuous function  $x: [0, T] \mapsto \mathbb{R}^m$  such that  $x(t) \in G$  for all  $t \in [0, T)$  and  $x(T) \in \partial G$ . A trajectory is called admissible if there exists a measurable function  $u: [0, T] \mapsto \mathbb{R}^m$  such that  $x(t) = x(0) + \int_0^t u(s) ds$  and  $\|u(t)\| \leq 1$  for all  $t \in [0, T]$ , where  $\|\cdot\|$  stands for the Euclidean norm. The cost of an admissible trajectory is defined to be  $\int_0^T r(x(t)) dt + q(x(T))$ . The optimal cost-to-go function  $V^*: G \cup \partial G \mapsto \mathbb{R}$  is defined as follows: if  $x \in \partial G$ , we let  $V^*(x) = q(x)$ ; if  $x \in G$ , we let  $V^*(x)$  be the infimum of the costs of all admissible trajectories that start at  $x$ .

A formal argument [13] indicates that  $V^*$  should satisfy the Hamilton–Jacobi equation

$$\min_{\{v \in \mathbb{R}^m \mid \|v\| \leq 1\}} \{r(x) + \langle v, \nabla V^*(x) \rangle\} = 0, \quad x \in G. \quad (2.1)$$

Furthermore, for any  $x \in \partial G$ ,  $V^*$  should satisfy

$$\limsup_{y \rightarrow x} V^*(y) \leq V^*(x) \quad (2.2)$$

where the limit is taken with  $y$  approaching  $x$  from the interior of  $G$ . If the problem data are smooth enough and

if  $V^*$  is differentiable, it can be argued rigorously that  $V^*$  must satisfy (2.1)–(2.2). Furthermore,  $V^*$  can be characterized as the maximal solution of (2.1)–(2.2). Unfortunately, the assumptions needed for  $V^*$  to be differentiable are too strong for many practical problems. Equations (2.1)–(2.2) can be still justified, under much weaker assumptions, if  $V^*$  is interpreted as a “viscosity” solution of (2.1) [7], [9], [14].

We now describe a discretized version of the HJ equation. While this discretization is closely related or a special case of the discretizations described in [4], [7], [12], [15], and [16], we provide a self-contained heuristic argument based on Bellman’s principle of optimality. Once more, no rigorous results are derived or stated; our only purpose is to indicate the origin of the discretized HJ equation that will be studied later.

Let  $h$  be a small positive scalar representing the fineness of the discretization (the discretization step). Let  $S$  and  $B$  be two disjoint finite subsets of  $\mathbb{R}^m$ , with all their elements being of the form  $(ih, jh)$ , where  $i$  and  $j$  are integers. The sets  $S$  and  $B$  are meant to represent a discretization of the sets  $G$  and  $\partial G$ , respectively. (For example,  $S$  could be the set of all grid points inside  $G$  and  $B$  could be the set of all grid points outside  $G$  that neighbor an element of  $S$ .)

Let  $e_1, \dots, e_m$  be the unit vectors in  $\mathbb{R}^m$ . For any point  $x \in S$ , we define the set  $N(x)$  of its neighbors by letting  $N(x) = \{x + h\alpha_i e_i \mid i \in \{1, \dots, m\}, \alpha_i \in \{-1, 1\}\}$ . The assumption that follows states that  $B$  contains the “boundary” of  $S$ , in keeping with the intended meaning of these sets.

*Assumption 2.1:* For every  $x \in S$ , we have  $N(x) \subset S \cup B$ .

Let  $\alpha$  be an element of  $\mathcal{A} = \{-1, 1\}^m$ . To every  $\alpha = (\alpha_1, \dots, \alpha_m) \in \mathcal{A}$ , we associate a quadrant, namely, the cone generated by the vectors  $\alpha_1 e_1, \dots, \alpha_m e_m$ . Let  $\Theta$  be the unit simplex in  $\mathbb{R}^m$ ; that is,  $(\theta_1, \dots, \theta_m) \in \Theta$  if and only if  $\sum_{i=1}^m \theta_i = 1$  and  $\theta_i \geq 0$  for all  $i$ .

We assume that we have two functions  $f: B \mapsto (0, \infty)$  and  $g: S \mapsto (0, \infty)$  that represent discretizations of the cost functions  $q$  and  $r$  in the original problem. The function  $g$  can be usually defined by  $g(x) = r(x)$  for every  $x \in S$ . The choice of  $f$  can be more delicate because  $B$  can be disjoint from  $\partial G$  even if  $B$  is a good approximation of  $\partial G$ . In that case, some delicate analytical issues arise but are beyond the scope of this discussion.

We finally introduce a function  $V: S \cup B \mapsto \mathbb{R}$  which is meant to provide an approximation of the optimal cost-to-go function  $V^*$ . The discretized HJ equation is the following system of equations in the unknown  $V$

$$V(x) = \min_{\alpha \in \mathcal{A}} \min_{\theta \in \Theta} \left[ hg(x)\tau(\theta) + \sum_{i=1}^m \theta_i V(x + h\alpha_i e_i) \right], \quad x \in S, \tag{2.3}$$

$$V(x) = f(x), \quad x \in B \tag{2.4}$$

where

$$\tau(\theta) = \|\theta\| = \sqrt{\sum_{i=1}^m \theta_i^2}, \quad \theta \in \Theta. \tag{2.5}$$

We now explain the form of (2.3)–(2.4). Suppose that the vehicle starts at some  $x \in S$  and that it moves, at unit

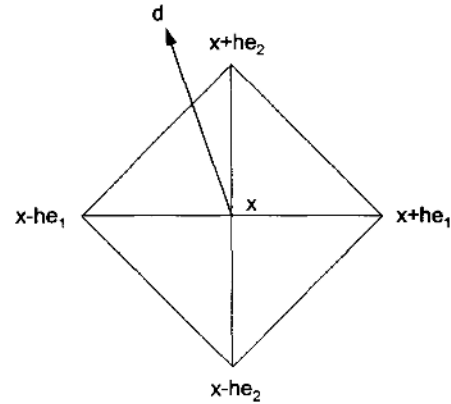


Fig. 1. Illustration of the discretization of the HJ equation. Here, the vehicle moves along the direction  $d$ , in the quadrant defined by  $-e_1$  and  $e_2$ ; that is,  $\alpha = (\alpha_1, \alpha_2) = (-1, 1)$ .

speed, along a direction  $d$ . This direction is determined by specifying the quadrant  $\alpha$  to which  $d$  belongs and by then specifying the relative weights  $\theta_i$  of the different vectors  $\alpha_i e_i$  that generate this quadrant. Assume that the vehicle moves along the direction  $d$  until it hits the convex hull of the points  $x + h\alpha_i e_i, i = 1, \dots, m$ . At that time, the vehicle has reached point  $x + h\sum_{i=1}^m \theta_i \alpha_i e_i$ . Since the vehicle travels at unit speed, the amount of time it takes is equal to

$$\left\| h \sum_{i=1}^m \theta_i \alpha_i e_i \right\| = h\tau(\theta).$$

See Fig. 1. Since  $g(x)$  represents travel costs per unit time (in the vicinity of  $x$ ), the traveling cost is equal to  $hg(x)\tau(\theta)$ . To the traveling cost we must also add the cost-to-go from point  $x + h\sum_{i=1}^m \theta_i \alpha_i e_i$  and, invoking the principle of optimality, we obtain

$$V^*(x) \approx \min_{\alpha \in \mathcal{A}} \min_{\theta \in \Theta} \left[ hg(x)\tau(\theta) + V^* \left( x + h \sum_{i=1}^m \theta_i \alpha_i e_i \right) \right]. \tag{2.6}$$

We approximate  $V^*$  by a linear function on the convex hull of the points  $x + h\alpha_i e_i$ , to obtain

$$V^* \left( x + h \sum_{i=1}^m \theta_i \alpha_i e_i \right) \approx \sum_{i=1}^m \theta_i V^*(x + h\alpha_i e_i). \tag{2.7}$$

Using approximation (2.7) in (2.6), we are led to (2.3).

The above discussion gives some plausibility to the claim that the solution  $V$  of (2.3)–(2.4) can provide a good approximation of the function  $V^*$ . (Of course, some smoothness assumptions are required for this to be the case.) This motivates our main objective: Providing an efficient algorithmic solution of (2.3)–(2.4).

The discretization (2.3)–(2.4) is a special case of those considered in [15] and [16]. It is also related to those in [8],

[12], and [4], except that the latter references involve a fixed time step, whereas our time step  $\tau(\theta)$  is variable. It should also be pointed out that our choice of a particular discretization out of the multitude of choices allowed by [15] and [16] is not arbitrary; under most choices, the arguments in subsequent sections fail to go through.

As pointed out in [16], (2.3)–(2.4) are the dynamic programming equations for the following Markov decision problem: if we are at state  $x \in S$  and a decision  $(\alpha, \theta) \in \mathcal{A} \times \Theta$  is made, the cost  $hg(x)\tau(\theta)$  is incurred and the next state is  $x + h\alpha_i e_i$ , with probability  $\theta_i$ ; if we enter a state  $x \in B$ , the terminal cost  $f(x)$  is incurred and the process stops. Since the cost per stage is bounded below by the positive constant  $h \min_{x \in S} g(x)$ , standard results of Markovian decision theory [2], [5] imply that (2.3)–(2.4) have a unique solution which is equal to the optimal expected cost. Furthermore, either the successive approximation or the policy iteration algorithm will converge to the solution of (2.3)–(2.4).

References [15] and [16], which deal with more general types of problems, suggest the use of the successive approximation method, possibly an accelerated version. The computational complexity of each iteration is proportional to the number of grid points. Even for deterministic shortest path problems, however, the number of iterations is proportional to the diameter of the grid-graph, which is usually of the order of  $1/h$ . The number of iterations can be reduced using Gauss–Seidel relaxation (as in [15], for example), but no theoretical guarantees are available. This is in contrast to Dijkstra-like algorithms that solve deterministic shortest path problems with essentially a single pass through the grid points.

In the next section, we show that even though (2.3)–(2.4) correspond to a Markovian decision problem, they still have enough structure for the basic ideas of Dijkstra’s algorithm to be applicable, leading to an efficient algorithm.

### III. A DIJKSTRA-LIKE ALGORITHM

Dijkstra’s algorithm is a classical method for solving the shortest path problem on a finite graph. Its running time, for bounded degree graphs, is  $O(n \log n)$ , where  $n$  is the number of nodes, provided that it is implemented with suitable data structures [3]. The key idea in Dijkstra’s algorithm is to generate the nodes in order of increasing value of the cost-to-go function. This is done in  $n$  stages (one node is generated at each stage), and the  $O(\log n)$  factor is due to the overhead of deciding which node is to be generated next. We will now show that a similar idea can be applied to the solution of (2.3)–(2.4) and that the elements of  $S \cup B$  can be generated in order of increasing values of  $V(x)$ .

Throughout this section, we reserve the notation  $V(x)$  to indicate the unique solution of (2.3)–(2.4). The key to the algorithm is provided by the following lemma that states that the cost-to-go  $V(x)$  from any node  $x$  can be determined from knowledge of  $V(y)$  for those nodes  $y$  with strictly smaller cost-to-go.

**Lemma 3.1:** Let  $x \in S$ , and let  $\alpha \in \mathcal{A}, \theta \in \Theta$ , be such that  $V(x) = hg(x)\tau(\theta) + \sum_{i=1}^m \theta_i V(x + h\alpha_i e_i)$ . Let  $\mathcal{I} = \{i | \theta_i > 0\}$ . Then,  $V(x + h\alpha_i e_i) < V(x)$  for all  $i \in \mathcal{I}$ .

*Proof:* To simplify notation and for the purposes of this proof only, let  $A = hg(x)$  and  $V_i = V(x + h\alpha_i e_i)$ . The assumptions of the lemma and (2.3) yield

$$V(x) = A\tau(\theta) + \sum_{i=1}^m \theta_i V_i = \min_{\zeta \in \Theta} \left\{ A\tau(\zeta) + \sum_{j=1}^m \zeta_j V_j \right\}. \quad (3.1)$$

Notice that the function minimized in (3.1) is convex and continuously differentiable. We associate a Lagrange multiplier to the constraint  $\sum_{i=1}^m \zeta_i = 1$ . Then, the Kuhn–Tucker conditions show that there exists a real number  $\lambda$  such that

$$A \frac{\partial \tau(\theta)}{\partial \theta_i} + V_i = \lambda \quad (3.2)$$

for all  $i \in \mathcal{I}$ . Using the functional form of  $\tau(\theta)$ , we obtain

$$\frac{A\theta_i}{\tau(\theta)} + V_i = \lambda, \quad \forall i \in \mathcal{I}. \quad (3.3)$$

We solve (3.3) for  $V_i$  and substitute in (3.1) to obtain

$$V(x) = A\tau(\theta) + \lambda - \frac{A \sum_{i \in \mathcal{I}} \theta_i^2}{\tau(\theta)}.$$

Thus, it remains to show that

$$A\tau(\theta) + \lambda - \frac{A \sum_{j \in \mathcal{I}} \theta_j^2}{\tau(\theta)} > \lambda - \frac{A\theta_i}{\tau(\theta)}, \quad \forall i \in \mathcal{I}$$

or, equivalently, that

$$\tau(\theta) - \frac{\sum_{j \in \mathcal{I}} \theta_j^2}{\tau(\theta)} > -\frac{\theta_i}{\tau(\theta)}. \quad (3.4)$$

Using the definition of  $\tau(\theta)$ , we see that the left-hand side of (3.4) is equal to zero. On the other hand, for  $i \in \mathcal{I}$ , we have  $\theta_i > 0$  and the right-hand side of (3.4) is negative, thus establishing the desired result. Q.E.D.

We now proceed to the description of the algorithm. Let  $x_1$  be an element of  $B$  at which  $f(x)$  is minimized. Using the Markov decision problem interpretation of (2.3)–(2.4), it is evident that  $V(x) \geq f(x_1) = V(x_1)$ , for all  $x \in S \cup B$ . Thus,  $x_1$  is a point with a smallest value of  $V(x)$ , and this starts the algorithm.

We now proceed to a recursive description of a general stage of the algorithm. Suppose that during the first  $k$  stages ( $1 \leq k < n$ ) we have generated a set of points  $P_k = \{x_1, \dots, x_k\} \subset S \cup B$  with the property

$$V(x_1) \leq V(x_2) \leq \dots \leq V(x_k) \leq V(x), \quad \forall x \notin P_k.$$

Furthermore, we assume that the value of  $V(x)$  has been computed for every  $x \in P_k$ . (The set  $P_k$  is like the set of permanently labeled nodes in Dijkstra's algorithm.)

We define  $\bar{V}_k(x)$  by letting

$$\bar{V}_k(x) = \begin{cases} V(x), & \text{for } x \in P_k \cup B, \\ \infty, & \text{otherwise.} \end{cases}$$

We then compute an estimate  $\hat{V}_k$  of the function  $V$  by essentially performing one iteration of the successive approximation algorithm, starting from  $\bar{V}_k$ . More precisely, let  $\hat{V}_k(x) = V(x)$  for  $x \in B$  and

$$\hat{V}_k(x) = \min_{x \in S} \min_{\alpha \in \mathcal{A}} \min_{\theta \in \Theta} \left[ hg(x)\tau(\theta) + \sum_{i=1}^m \theta_i \bar{V}_k(x + h\alpha_i e_i) \right], \quad (3.5)$$

In this equation, and throughout the rest of the paper, we use the interpretation  $0 \cdot \infty = 0$ . Since  $\bar{V}_k(x) \geq V(x)$ , a comparison of (3.5) and (2.3) shows that

$$\hat{V}_k(x) \geq V(x), \quad \forall x \in B \cup S. \quad (3.6)$$

The variable  $\hat{V}_k(x)$ , for  $x \notin P_k$ , is similar to the temporary labels in Dijkstra's algorithm.

We now choose a node with the smallest temporary label to be labeled permanently. Formally, we choose some  $x_{k+1}$  that minimizes  $\hat{V}_k(x)$  over all  $x \notin P_k$ . The following lemma asserts that this choice of  $x_{k+1}$  is sound.

*Lemma 3.2:*

- a)  $V(x_{k+1}) = \hat{V}_k(x_{k+1})$ .
- b) For every  $x \notin P_k$ , we have  $V(x_{k+1}) \leq V(x)$ .

*Proof:* Let  $y \notin P_k$  be such that  $V(y) = \min_{x \notin P_k} V(x)$ . We will show that  $V(y) = \hat{V}_k(y)$ . If  $y \in B$ , this is automatically true. Assume now that  $y \in S$ . Let  $\alpha \in \mathcal{A}$  and  $\theta \in \Theta$  be such that  $V(y) = hg(y)\tau(\theta) + \sum_{i=1}^m \theta_i V(y + h\alpha_i e_i)$ . Let  $\mathcal{I} = \{i | \theta_i > 0\}$ . Lemma 3.1 asserts that  $V(y + h\alpha_i e_i) < V(y)$  for every  $i \in \mathcal{I}$ . In particular,  $y + h\alpha_i e_i \in P_k$  for every  $i \in \mathcal{I}$ . Therefore,  $V(y + h\alpha_i e_i) = \bar{V}_k(y + h\alpha_i e_i)$ , for every  $i \in \mathcal{I}$ . Consequently

$$\begin{aligned} V(y) &\leq \hat{V}_k(y) \leq hg(y)\tau(\theta) + \sum_{i=1}^m \theta_i \bar{V}_k(y + h\alpha_i e_i) \\ &= hg(y)\tau(\theta) + \sum_{i=1}^m \theta_i V(y + h\alpha_i e_i) = V(y). \end{aligned}$$

(The first inequality follows from (3.6), the second from (3.5), and the last one from the definition of  $\alpha$  and  $\theta$ .) The conclusion  $V(y) = \hat{V}_k(y)$  follows.

This, together with the fact  $V(x) \leq \hat{V}_k(x)$ , for all  $x$ , shows that a node  $x_{k+1}$  which minimizes  $\hat{V}_k(x)$  over all  $x \notin P_k$  also minimizes  $V(x)$  over all  $x \notin P_k$  and  $\hat{V}_k(x_{k+1}) = V(x_{k+1})$ .

Q.E.D.

The description of the algorithm is now complete. The algorithm terminates after  $n$  stages and produces the values of  $V(x)$  for all  $x \in S \cup B$ , in nondecreasing order. To determine the complexity of the algorithm, we will bound the complexity of a typical stage. Throughout this analysis, we

view the dimension  $m$  of the problem as a constant, and we investigate the dependence of the complexity on  $n$ .

Let us first consider what it takes to compute  $\hat{V}_k(x)$ . There are  $O(1)$  different elements  $\alpha$  of  $\mathcal{A}$  to consider and for each one of them, we have to solve, after some normalization, a convex optimization problem of the form

$$\min_{\theta \in \Theta} \left[ \sqrt{\sum_{i=1}^m \theta_i^2} + \sum_{i=1}^m \theta_i V_i \right]. \quad (3.7)$$

No matter what method is used to solve problem (3.7), the computational effort is independent of the number  $n$  of grid points; it depends, of course, on the dimension  $m$ , but we are viewing this as a constant. Thus, we can estimate the complexity of computing  $\hat{V}_k(x)$ , for any fixed  $x$ , according to (3.5), to be  $O(1)$ .

How would we solve (3.7) in practice? We can use an iterative method, such as a gradient projection method or a projected Newton method. For small dimensions  $m$  (which is the practically interesting case), such a method would produce an excellent approximation of the optimal solution after very few iterations. Furthermore, it is not difficult to show that small errors in intermediate computations only lead to small errors in the final output of our overall algorithm. (The reason is that the mapping from  $\bar{V}$  to  $\hat{V}_k$  in (3.5) is Lipschitz continuous with Lipschitz constant one and, therefore, errors in computing  $V$  do not get amplified.) Finally, for theoretical reasons, it is useful to notice that problem (3.7) can be solved exactly with a finite number of operations, if the computation of a square root counts as a single operation; the details are provided in the Appendix.

We now notice that  $\bar{V}_k(x) = \bar{V}_{k+1}(x)$  for every  $x \neq x_{k+1}$ . This means that if  $x$  is not a neighbor of  $x_{k+1}$ , then  $\hat{V}_k(x) = \hat{V}_{k+1}(x)$ . Thus,  $\hat{V}_{k+1}(x)$  only needs to be computed for the  $O(1)$  neighbors of  $x_{k+1}$ . We conclude that once  $\hat{V}_k$  is computed, the evaluation of  $\hat{V}_{k+1}$ , at the next stage of the algorithm, only requires  $O(1)$  computations.

At each stage, we must also determine the next point  $x_{k+1}$ , by minimizing  $\hat{V}_k(x)$  over all  $x \notin P_k$ . Comparing  $O(n)$  numbers takes  $O(n)$  time, which leads to  $O(n)$  time for each stage and a total  $O(n^2)$  running time. In a better implementation, the values  $\hat{V}_k(x)$  can be maintained in a binary heap, in which case  $x_{k+1}$  can be determined in  $O(\log n)$  time; see [3] and [10] for the use of binary heaps in shortest path algorithms. We conclude that each stage of the algorithm can be implemented with  $O(\log n)$  computations. We now summarize.

*Theorem 3.1:* The algorithm of this section solves the system of (2.3)–(2.4). Assuming that square roots can be evaluated in unit time, it can be implemented so that it runs in time  $O(n \log n)$ .

Some more comments are in order. We have been using a uniform grid. If we were to use a nonuniform grid instead, there would be some minor changes in the form of (2.3). The general structure would still be the same. Lemma 3.1, however, would cease to hold. Similarly, if the cost function  $g(x)$  were to become direction dependent, e.g., of the form  $g(x, \alpha, \theta)$ , Lemma 3.1 would again fail to hold.

Finally, we note that the algorithm of this section is inherently serial. This is because the elements of  $S$  are generated one at a time, in order of increasing values of  $V(x)$ . To obtain a parallelizable algorithm, we should be able to generate the values of  $V(x)$  for several points  $x$  simultaneously. To gain some insight into how this might be done, we first consider, in the next section, an algorithm for the classical shortest path problem.

#### IV. A VARIATION OF DIAL'S SHORTEST PATH ALGORITHM

We are given a directed graph  $G = (N, A)$ . Here,  $N = \{1, \dots, n\}$  is the set of nodes, and  $A$  is the set of directed arcs. For each arc  $(i, j) \in A$ , we are given a positive arc length  $a_{ij}$ . The objective is to find, for every node  $i$ , a shortest path from node  $i$  to node 1. We will use the following assumptions.

*Assumption 4.1:*

- For every  $i$ , there exists a path from node  $i$  to node 1.
- For every  $(i, j) \in A$ , we have  $a_{ij} \geq 1$ .

Assumption 4.1-b) can be made without loss of generality, since we can always rescale the arc lengths  $a_{ij}$ . It is only made to simplify the presentation and the complexity analysis.

Let  $V(i)$  be the length of a shortest path from node  $i$  to node 1. For notational convenience, we let  $V(1) = 0$  and  $a_{ij} = \infty$  if  $(i, j) \notin A$ . For  $k = 1, 2, \dots$ , let  $Q_k = \{i | k-1 \leq V(i) < k\}$  and  $R_k = \cup_{i=0}^k Q_i = \{i | V(i) < k\}$ .

The algorithm starts with  $R_1 = Q_1 = \{1\}$ . Suppose that after  $k$  stages of the algorithm, we have determined the sets  $Q_k$  and  $R_k$  and have computed  $V(i)$  for every  $i \in R_k$ . We may call the nodes in  $R_k$  permanently labeled. We then define temporary labels by letting

$$\hat{V}_k(i) = \min_{j \in R_k} \{a_{ij} + V(j)\}. \quad (4.1)$$

Notice that  $V(i) = \min_j \{a_{ij} + V(j)\}$ , which implies that  $V(i) \leq \hat{V}_k(i)$  for all  $i$ .

*Lemma 4.1:* Suppose that  $V(i) \geq k$ , i.e.,  $i \notin R_k$ .

- If  $V(i) < k + 1$ , then  $\hat{V}_k(i) = V(i)$ .
- If  $V(i) \geq k + 1$ , then  $\hat{V}_k(i) \geq k + 1$ .
- We have  $i \in R_{k+1}$  if and only if  $\hat{V}_k(i) < k + 1$  and, if this is the case, then  $\hat{V}_k(i) = V(i)$ .

*Proof:*

- Let  $\ell$  be the first node on a shortest path from  $i$  to 1. Then,  $V(i) = a_{i\ell} + V(\ell)$ . If  $V(i) < k + 1$ , then  $V(\ell) < k$  and  $\ell \in R_k$ . Thus, by (4.1),  $\hat{V}_k(i) \leq a_{i\ell} + V(\ell) = V(i)$ . On the other hand, we have already noted that  $V(i) \leq \hat{V}_k(i)$ , which shows that  $V(i) = \hat{V}_k(i)$ .
- This is trivial because  $V(i) \leq \hat{V}_k(i)$ .
- This is just a restatement of a) and b). Q.E.D.

Lemma 4.1 shows that  $Q_{k+1} = \{i \notin R_k | \hat{V}_k(i) < k + 1\}$ , from which the set  $Q_{k+1}$  can be determined, and this completes the description of a typical stage of the algorithm. The algorithm terminates after at most  $L+1$  stages, where  $L = \lceil \max_i V(i) \rceil$ . We now describe an efficient implementation.

As in Dial's shortest path algorithm, we store the temporary labels  $\hat{V}_k(i)$  in "buckets." (As is well known [3], buckets can be implemented so that insertion and deletion of an item takes  $O(1)$  computations.) We will use  $L$  buckets and at the  $k$ th

stage of the algorithm, the  $j$ th bucket will contain a list of all nodes  $i$  such that  $j - 1 \leq \hat{V}_k(i) < j$ . On the side, we will also maintain an array whose  $i$ th entry will contain the value of  $\hat{V}_k(i)$ . The algorithm is initialized by computing  $\hat{V}_1(i)$  for all  $i$  and by placing each  $i$  in the appropriate bucket.

Suppose that  $\hat{V}_k$  has been computed, and each  $i$  is stored in the appropriate bucket. In particular, the sets  $Q_1, \dots, Q_{k+1}$  have been generated, and for any  $x$  in one of these sets, we have  $V(x) = \hat{V}_k(x)$ . Note that (4.1) can be written as

$$\hat{V}_{k+1}(i) = \min \{ \hat{V}_k(i), \min_{j \in Q_{k+1}} \{a_{ij} + V(j)\} \}. \quad (4.2)$$

Let us consider a typical node  $i \notin R_{k+1}$ . If there exists no  $j \in Q_{k+1}$  such that  $(i, j) \in A$ , then (4.2) shows that  $\hat{V}_{k+1}(i) = \hat{V}_k(i)$ ,  $i$  stays in the same bucket, and nothing needs to be done. If, on the other hand, there exists some  $j \in Q_{k+1}$  such that  $(i, j) \in A$ , then  $\hat{V}_{k+1}(i)$  has to be evaluated according to (4.2). Let  $Z_{k+1}$  be the total number of arcs leading into some element of  $Q_{k+1}$ . (Note that  $\sum_{k=1}^L Z_k = |A|$ .) Then, the computation required to evaluate  $\hat{V}_{k+1}(i)$  for all  $i$  is  $O(Z_{k+1})$ . This leads to a total of  $O(|A|)$  computations throughout the course of the algorithm. For every  $i$  for which  $\hat{V}_{k+1}(i) \neq \hat{V}_k(i)$ , we also need to move  $i$  to a new bucket and this takes  $O(1)$  time. By a similar argument, the total amount of work is still  $O(|A|)$ .

We now summarize.

*Theorem 4.1:* Let Assumption 4.1 hold, and suppose that  $V(i) \leq L$  for all  $i$ . Then, the above described algorithm computes  $V(i)$  for all  $i$  in time  $O(L + |A|)$ .

*Remarks:*

- If all  $a_{ij}$  are integers, the algorithm of this section is identical with Dial's algorithm. Our development here shows that the assumption  $a_{ij} \geq 1$ , rather than the integrality assumption, is the essential one.
- If  $L = O(|A|)$ , the running time of the algorithm is simply  $O(|A|)$ , which is the best possible. Suppose that the graph  $G$  is a uniform mesh in  $m$ -dimensional space, with a total of  $n$  points. We then have  $|A| = O(mn)$ . Suppose that  $a_{ij} \leq K$  for some constant  $K$ . Then, the length  $L$  of any shortest path is bounded by  $K$  times the diameter of the graph. Thus, we can let  $L = Km n^{1/m}$ . Recall that we have an optimal algorithm if  $L = O(|A|)$ . This will happen if  $Kmn^{1/m} = O(mn)$ , or, equivalently, if  $K = O(n^{(m-1)/m})$ . Even in two dimensions ( $m = 2$ ), we obtain an  $O(n)$  algorithm while allowing a fairly large amount of variability of the arc lengths (a factor of  $n^{1/2}$ ). Notice that this is exactly the type of shortest path problems that one obtains from the naive discretization of trajectory optimization problems mentioned in the end of Section I.
- The algorithm has excellent parallelization potential. At each stage, we can let a different processor compute  $\hat{V}_k(i)$  for a different node  $i$ . Thus, the parallel time seems to be limited only by the number  $L$  of stages in the algorithm. If  $L$  is much smaller than the number  $n$  of nodes, then we can aim at a significant speedup through parallelization. So, for the case of a two-dimensional mesh (see Remark 2), if we have  $L = O(n^{1/2})$  and  $K = O(1)$ , we can strive for  $O(n^{1/2})$  parallel running

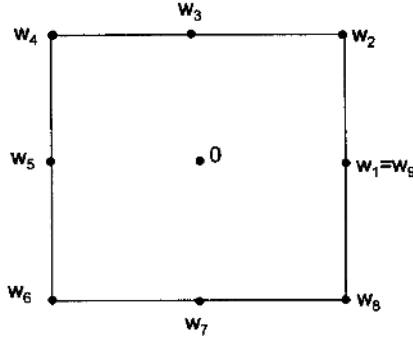


Fig. 2. A square of size  $2h \times 2h$  centered at the origin and the definition of the vectors  $w_1, \dots, w_9$ .

time. We will see in Section VI that we can come fairly close to this optimistic estimate.

#### V. AN ALGORITHM WITH OPTIMAL COMPLEXITY

The algorithm of Section III achieved  $O(n \log n)$  running time by mimicking Dijkstra's shortest path algorithm. To reduce the complexity to  $O(n)$ , we will mimic the algorithm of Section IV. The key to that algorithm was the following elementary fact: If  $V(i)$  depends on  $V(\ell)$ , in the sense that  $V(i) = a_{i\ell} + V(\ell)$ , then  $V(i) \geq V(\ell) + 1$ . An analogous property that would lead to a fast solution of (2.3)–(2.4) is the following.

*Property P:* There exists a constant  $\delta > 0$  such that if  $V(x) = hg(x)\tau(\theta) + \sum_{i=1}^m \theta_i V(x + h\alpha_i e_i)$  and if for some  $j$  we have  $\theta_j > 0$ , then  $V(x) \geq V(x + h\alpha_j e_j) + \delta$ .

Lemma 3.1 established that Property P holds with  $\delta = 0$ . Unfortunately, Property P is not true for (2.3)–(2.4) when we let  $\delta$  be positive. To see this, let us focus on the first quadrant, let  $\epsilon$  be a small positive number, and consider the case where  $m = 2$ ,  $h = g(x) = 1$ ,  $V(x + e_1) = 1 - \epsilon$ ,  $V(x + e_2) = 0$ . For any positive  $\epsilon$ , the optimal value of  $\theta_1$  can be computed and is positive. On the other hand, the value of  $V(x)$  is bounded above by one, and the difference  $V(x) - V(x + e_1)$  is no larger than  $\epsilon$ . Since this is true for every  $\epsilon > 0$ , Property P does not hold.

In this section, we show that Property P becomes true if a somewhat different discretization is used. Then, based on this property, we mimic the algorithm of Section IV to solve the trajectory optimization problem in  $O(n)$  time. Unfortunately, the discretization that we introduce is more cumbersome and is unlikely to be useful when the dimension is higher than three. For this reason, we will only describe our method when the dimension  $m$  is two or three. The reader should have no difficulty in generalizing to higher dimensions.

Let us first consider two-dimensional problems. Let  $H$  be the boundary of a square centered at the origin and whose edge length is equal to  $2h$ . We define the vectors  $w_1, \dots, w_9$  as shown in Fig. 2. We use  $x + H$  to denote the translation of  $H$  so that it is centered at  $x$ .

As in Section II, let  $S$  and  $B$  be two disjoint finite subsets of  $\mathbb{R}^m$ , all of their elements being of the form  $(ih, jh)$ , where  $i$  and  $j$  are integers. We assume that we are given functions

$f: S \mapsto (0, \infty)$  and  $g: B \mapsto (0, \infty)$ . For any point  $x \in S$ , let  $N(x)$ , the set of its neighbors, be  $N(x) = \{x + w_i | i = 1, \dots, 8\}$ . As in Assumption 2.1, we assume that for every  $x \in S$ , we have  $N(x) \subset S \cup B$ .

We now motivate the discretization of the HJ equation that will be used in this section. Suppose that the vehicle starts at some  $x \in S$  and moves along a direction  $d$ , for some time  $\tau$ , until it hits the set  $x + H$ . The direction  $d$  is in the cone generated by  $w_\alpha$  and  $w_{\alpha+1}$  for some suitable choice of  $\alpha$ . The point at which the vehicle meets  $H$  is of the form  $(1 - \theta)w_\alpha + \theta w_{\alpha+1}$ , for some  $\theta \in [0, 1]$ . We will thus parameterize the choice of direction  $d$  by a parameter  $\alpha \in \{1, \dots, 8\}$  that specifies a particular cone and then by a parameter  $\theta \in [0, 1]$  that picks a particular element of that cone. Let  $h\tau_\alpha(\theta)$  be the travel time along the direction determined by  $\alpha$  and  $\theta$ , until the set  $x + H$  is reached. It is easily seen that

$$\begin{aligned} \tau_\alpha(\theta) &= \|(1 - \theta)w_\alpha + \theta w_{\alpha+1}\| \\ &= \begin{cases} \sqrt{1 + (1 - \theta)^2}, & \text{if } \alpha \text{ is even,} \\ \sqrt{1 + \theta^2}, & \text{if } \alpha \text{ is odd.} \end{cases} \end{aligned}$$

Using the principle of optimality, as in Section II, and by approximating  $V$  by a linear function on the segment joining  $w_\alpha$  and  $w_{\alpha+1}$ , we obtain the following system of equations

$$V(x) = \min_{\alpha=1, \dots, 8} \min_{\theta \in [0, 1]} [hg(x)\tau_\alpha(\theta) + (1 - \theta)V(x + w_\alpha) + \theta V(x + w_{\alpha+1})], \quad x \in S, \quad (5.1)$$

$$V(x) = f(x), \quad x \in B. \quad (5.2)$$

Equations (5.1)–(5.2) are again a special case of the finite element discretizations studied in [15] and [16]. Once more, they admit a Markov decision process interpretation and have a unique solution, and we reserve the notation  $V(x)$  to denote such a solution.

Recall that the cost per stage  $g$  in the discretized problem has been assumed to be positive. In the following, we assume a lower bound of unity for  $g$  and proceed to establish Property P.

*Assumption 5.1:* For every  $x \in S$ , we have  $g(x) \geq 1$ .

*Lemma 5.1:* Fix some  $x \in S$  and let  $\alpha, \theta$  attain the minimum in (5.1), that is

$$V(x) = hg(x)\tau_\alpha(\theta) + (1 - \theta)V(x + w_\alpha) + \theta V(x + w_{\alpha+1}).$$

If  $\theta < 1$ , then  $V(x) \geq V(x + w_\alpha) + (h/\sqrt{2})$ . If  $\theta > 0$ , then  $V(x) \geq V(x + w_{\alpha+1}) + (h/\sqrt{2})$ .

*Proof:* We only consider the case where  $\alpha = 1$ . The argument for other choices of  $\alpha$  is identical. Suppose that  $\theta = 0$ . Then,  $V(x) = hg(x) + V(x + w_1) \geq (h/\sqrt{2}) + V(x + w_1)$ , as desired. Suppose that  $\theta = 1$ . Once more,  $V(x) = hg(x)\sqrt{2} + V(x + w_2) \geq (h/\sqrt{2}) + V(x + w_2)$ .

Suppose now that  $0 < \theta < 1$ . The first order optimality condition for  $\theta$  yields

$$\frac{hg(x)\theta}{\sqrt{1 + \theta^2}} + V(x + w_2) - V(x + w_1) = 0.$$

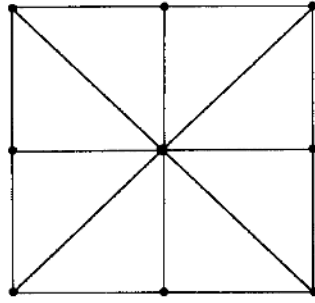


Fig. 3. A triangulation of each face of the cube  $H$ .

Therefore

$$\begin{aligned} V(x) - V(x + w_2) &\geq V(x) - V(x + w_1) \\ &= hg(x)\sqrt{1 + \theta^2} + \theta(V(x + w_2) \\ &\quad - V(x + w_1)) \\ &= hg(x)\sqrt{1 + \theta^2} - \frac{hg(x)\theta^2}{\sqrt{1 + \theta^2}} \\ &= hg(x)\frac{1 + \theta^2 - \theta^2}{\sqrt{1 + \theta^2}} \\ &\geq \frac{h}{\sqrt{2}}. \end{aligned}$$

Q.E.D.

We now continue with the three-dimensional case. Let  $H$  be the boundary of a cube centered at the origin and with edge-length equal to  $2h$ . We triangulate each face of  $H$  as shown in Fig. 3. We use a similar triangulation for every face of  $x + H$ . The rest is very similar to the two-dimensional case. A direction of motion can be parameterized by specifying a triangle on some face of the cube and by then specifying a particular point in that triangle. Let  $\alpha$  be a parameter indicating the chosen triangle. (There are six faces with eight triangles each; thus,  $\alpha$  runs from 1–48.) For a given triangle  $\alpha$ , let  $y_{\alpha,1}, y_{\alpha,2}, y_{\alpha,3}$  be its vertices. In particular, let  $y_{\alpha,1}$  be the point closest to the center of the cube, and let  $y_{\alpha,3}$  be the one furthest away. We define the set  $N(x)$  of neighbors of  $x$ , as the set of all points in the set  $x + H$  whose coordinates are integer multiples of  $h$  (i.e., all vertices of any one of the triangles that we have introduced). As in the two-dimensional case, we require that  $N(x) \subset S \cup B$  for all  $x \in S$ .

Let  $\Theta = \{(\theta_1, \theta_2, \theta_3) | \theta_i \geq 0, \sum_{i=1}^3 \theta_i = 1\}$ . Every point in the triangle corresponding to some  $\alpha$  is of the form  $\sum_{i=1}^3 \theta_i y_{\alpha,i}$ , where  $\theta \in \Theta$ . Let  $h\tau(\theta)$  be the distance from the center of the cube to the point determined by  $\alpha$  and  $\theta$ . It is easily seen that

$$\begin{aligned} \tau(\theta) &= \|(\theta_1 + \theta_2 + \theta_3, \theta_2 + \theta_3, \theta_3)\| \\ &= \sqrt{1 + (1 - \theta_1)^2 + \theta_3^2}. \end{aligned}$$

Once more, the principle of optimality yields

$$V(x) = \min_{\alpha} \min_{\theta \in \Theta} \left[ hg(x)\tau(\theta) + \sum_{i=1}^3 \theta_i V(x + y_{\alpha,i}) \right], \quad x \in S, \quad (5.3)$$

$$V(x) = f(x), \quad x \in B. \quad (5.4)$$

We reserve again the notation  $V(x)$  to indicate the unique solution of (5.3)–(5.4). The following is the three-dimensional analog of Lemma 5.1.

*Lemma 5.2:* Fix some  $x \in S$ , and let  $\alpha, \theta \in \Theta$  attain the minimum in (5.3), that is

$$V(x) = hg(x)\tau(\theta) + \sum_{i=1}^3 \theta_i V(x + y_{\alpha,i}).$$

If  $\theta_i > 0$ , then  $V(x) \geq V(x + y_{\alpha,i}) + h/\sqrt{3}$ .

*Proof:* Suppose that  $\alpha$  corresponds to the triangle whose vertices are the points  $y_{\alpha,1} = x + (h, 0, 0), y_{\alpha,2} = x + (h, h, 0), y_{\alpha,3} = x + (h, h, h)$ . The proof for any other choice of  $\alpha$  is identical, due to the symmetry of the triangulation we are using. Let  $V_i = V(y_{\alpha,i})$ . Using the formula for  $\tau(\theta)$ , we have

$$\begin{aligned} V(x) &= hg(x)\sqrt{1 + (1 - \theta_1)^2 + \theta_3^2} + \sum_{i=1}^3 \theta_i V_i \\ &= \min_{\zeta_1 \geq 0, \zeta_3 \geq 0, \zeta_1 + \zeta_3 \leq 1} \left[ hg(x)\sqrt{1 + (1 - \zeta_1)^2 + \zeta_3^2} + \sum_{i=1}^3 \zeta_i V_i \right]. \quad (5.5) \end{aligned}$$

Suppose that  $\theta_i > 0$  for all  $i$ . Then, the first-order optimality conditions yield

$$hg(x)\frac{1 - \theta_1}{\tau(\theta)} = V_1 - V_2 \quad (5.6)$$

and

$$hg(x)\frac{\theta_3}{\tau(\theta)} = V_2 - V_3. \quad (5.7)$$

In particular, we have  $V_3 < V_2 < V_1$ , and it suffices to find a positive lower bound for  $V(x) - V_1$ . We use (5.6) and (5.7) to eliminate  $V_1$  and  $V_3$ , respectively, from (5.5) and obtain

$$\begin{aligned} V(x) &= hg(x)\tau(\theta) + \theta_1 V_2 + hg(x)\frac{\theta_1(1 - \theta_1)}{\tau(\theta)} \\ &\quad + \theta_2 V_2 + \theta_3 V_2 - hg(x)\frac{\theta_3^2}{\tau(\theta)}. \end{aligned}$$

We then subtract (5.6) to obtain, after some algebra

$$\begin{aligned} V(x) - V_1 &= hg(x)\tau(\theta) \\ &\quad + hg(x)\frac{\theta_1(1 - \theta_1) - \theta_3^2 - (1 - \theta_1)}{\tau(\theta)} \\ &= \frac{hg(x)}{\tau(\theta)} \geq \frac{h}{\sqrt{3}}. \end{aligned}$$

The argument for the case where some component of  $\theta$  is zero is similar and is omitted. Q.E.D.

Having established an analog of Property P for two- and three-dimensional problems, we discuss how it leads to efficient algorithms and estimate their complexity. The basic ideas are the same as for the shortest path algorithm of Section IV, and we only discuss the three-dimensional case.



Let  $\delta = h/\sqrt{3}$ . Let  $Q_k = \{x | (k-1)\delta \leq V(x) < k\delta\}$  and  $R_k = \cup_{i=0}^k Q_i = \{x | V(x) < k\delta\}$ . Suppose that at some stage of the algorithm, we have computed  $V(x)$  for all  $x \in R_k$ . We define  $\bar{V}_k(x)$  to be equal to  $V(x)$  if  $x \in R_k$  and infinity otherwise. Let

$$\hat{V}_k(x) = \min_{\alpha} \min_{\theta \in \Theta} \left[ hg(x)\tau(\theta) + \sum_{i=1}^3 \theta_i \bar{V}(x + y_{\alpha,i}) \right] \quad (5.8)$$

where we are again following the convention  $0 \cdot \infty = 0$ . We then argue as in Lemma 4.1. If  $V(x) \geq (k+1)\delta$ , then  $\hat{V}_k(x) \geq V(x) \geq (k+1)\delta$ . If, on the other hand,  $V(x) < (k+1)\delta$ , Lemma 5.2 shows that for every  $i$  such that the minimizing  $\theta_i$  in (5.8) is positive, we must also have  $V(x + y_{\alpha,i}) < k\delta$  and therefore  $x + y_{\alpha,i} \in R_k$  and  $V(x + y_{\alpha,i}) = \bar{V}_k(x + y_{\alpha,i})$ . This implies that  $\hat{V}_k(x) = V(x)$ . Thus, we have computed  $V(x)$  for every  $x \in R_{k+1}$ , and we are ready to start the next stage of the algorithm.

We implement the algorithm by using buckets, exactly as in Section IV, except that the "width" of each bucket is  $\delta = h/\sqrt{3}$  instead of unity. The complexity estimate is essentially the same as in Section IV, because the underlying algorithmic structure is almost the same. Since each  $x$  has a bounded number of "neighboring points"  $x + hy_{\alpha,i}$ , a point  $x$  may move from one bucket to another and the value of  $\hat{V}_k(x)$  may need to be recomputed only  $O(1)$  times. Each time that  $\hat{V}_k(x)$  is recomputed, we need to solve the optimization problem in (5.8). Following an approach similar to the one in the Appendix, this can be done with a finite number of operations, provided that square root computations are counted as single operations. Thus, the complexity estimate becomes  $O(n)$  plus the number of buckets employed. The number of buckets can be bounded in turn by  $O(L/\delta) = O(L/h)$ , where  $L$  is an upper bound on  $\max_{x \in S} V(x)$ .

For the two-dimensional case, there are no essential differences, except that the bucket "width" should be  $h/\sqrt{2}$ . We summarize below.

**Theorem 5.1:** Let Assumption 5.1 hold, and assume that square roots can be evaluated in unit time. Then, a solution of (5.1)–(5.2) in the two-dimensional case, or (5.3)–(5.4) in the three-dimensional case, can be computed in time  $O(n + L/h)$ , where  $L$  is an upper bound for  $\max_{x \in S} V(x)$ .

We now interpret the complexity estimate of Theorem 5.1 in terms of the original continuous trajectory optimization problem. We assume that the underlying cost function  $r$  (cf., Section I) is bounded below by some positive constant. For a problem involving trajectories in  $\mathbb{R}^m$ , the number of grid points is  $n = O(h^{-m})$ , where  $h$  is the grid-spacing. On the other hand  $V(x)$  should converge to  $V^*(x)$ , the cost-to-go for the original continuous problem, which is independent of  $h$ . In particular, the factor  $L$  in Theorem 5.1 can be taken independent of  $h$ . For  $m > 1$ , the term  $O(n)$  is the dominant one in the complexity estimate  $O(n + L/h)$ . We conclude that, as long as the problem data in a trajectory optimization problem are regular enough for our discretizations to be justified, we have algorithms whose complexity is proportional

to the number of grid points involved, which is the best possible.

## VI. PARALLEL IMPLEMENTATION

In this section, we comment on the parallelization potential of the algorithm of Section V and compare it with the parallel implementation of relaxation methods. To avoid discussing the effects of architecture-dependent features, we frame our discussion in the context of an idealized shared memory parallel computer; similar results are possible, in theory, for some message-passing architectures like hypercubes although, for the algorithms we are considering, interprocessor coordination and load balancing is quite involved.

Let us concentrate on the computations required during a typical stage of the algorithm. Suppose, for example, that  $\hat{V}_k(x)$  is available for all points  $x$ , so that  $Q_{k+1}$  can be determined. Let  $N_{k+1}$  be the set of points that have a neighbor belonging to  $Q_{k+1}$ . For every  $x \notin N_{k+1}$ , we have  $\hat{V}_{k+1}(x) = \hat{V}_k(x)$  and no computation is required to obtain  $\hat{V}_{k+1}(x)$ . Thus, a high-level description of a typical stage of the algorithm of Section V is as follows:

- 1) Use the values of  $\hat{V}_k(x)$  to determine the set  $Q_{k+1}$ .
- 2) Determine the set  $N_{k+1}$ .
- 3) For every  $x \in N_{k+1}$ , compute, in parallel, the value of  $\hat{V}_{k+1}(x)$ .

If a different processor were assigned to every point  $x \in S$ , then Step 3) would be carried out in  $O(1)$  parallel time. Such an implementation would be wasteful, however, because the processors associated to points  $x \notin N_{k+1}$  would be idle; for most stages, the majority of the processors would be idle and the parallelization would be inefficient. To obtain an efficient implementation, it is important to use a smaller number, say  $p$ , of processors, certainly no more than the average size of  $N_{k+1}$ . Then, at each stage, we need to allocate more or less the same number of elements of  $N_{k+1}$  to each processor. Such load balancing can be accomplished by running a parallel prefix algorithm at each stage [17].<sup>1</sup> The running time of a parallel prefix algorithm is  $O(\log p)$ . Once the load of the different processors is balanced, the parallel time for that stage is  $O(|N_{k+1}|) = O(|Q_{k+1}|)$ .

Putting everything together, the total parallel running time is  $O((L/\delta) \log p + \sum_k |Q_k|/p) = O((L/\delta) \log p + n/p)$ . By the argument in the end of the preceding section,  $L$  should be viewed as a constant independent of  $n$ . For two-dimensional problems, we have  $n = O(h^{-2})$  and  $\delta = O(h)$  (Lemma 5.1), and the parallel complexity becomes  $O(n^{1/2} \log p + n/p)$ . With  $p = O(n^{1/2} / \log n)$ , the running time is  $O(n^{1/2} \log n)$ . A similar calculation shows that, for three-dimensional problems, the parallel running time is  $O(n^{1/3} \log n)$ , using  $O(n^{2/3} / \log n)$  processors.

Note that no parallel implementation of the algorithm of Section V could have much better running time. This is because we have to deal with one bucket after the other and in two (respectively, three) dimensions there will be  $O(n^{1/2})$  (respectively,  $O(n^{1/3})$ ) buckets. (Since this is also the

<sup>1</sup>The details of how to do this are somewhat uninteresting and fairly common in the parallel algorithms field; we therefore choose to omit them.

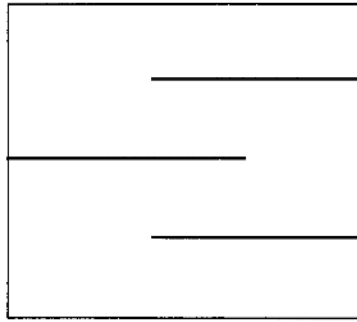


Fig. 4. A square with some line obstacles.

diameter of the graph formed by the grid points, it is highly implausible that any other algorithm could be much better either.) In addition, the proposed implementation is efficient, in the sense that the processor-time product is of the same order of magnitude as the serial running time.

It could be argued that the successive approximation algorithm is more suitable for parallelization because all points can be simultaneously iterated: Using  $O(n)$  processors, the parallel time is of the order of the number of iterations. The number of iterations, however, cannot be less than  $O(n^{1/2})$  or  $O(n^{1/3})$  for two- or three-dimensional problems, respectively. We conclude that parallel successive approximation cannot be much faster than the algorithm described here in terms of running time, even though it uses a much larger number of processors. The number of iterations in the successive approximation algorithm can be reduced by using the Gauss-Seidel technique or other acceleration methods, maybe in conjunction with some heuristics guiding the choice of the next point to be iterated, but the resulting methods are usually much less parallelizable.

## VII. NUMERICAL RESULTS

We report here on some preliminary numerical experiments designed and carried out by L. C. Polymenakos.

The trajectory optimization problems that were considered involved a uniform grid on the unit square  $[0, 1]^2$ . The set  $S$  (respectively,  $B$ ) consists of the grid points in the interior (respectively, on the boundary) of the square. The cost of all boundary points was set to infinity except for the two neighbors of the top right-hand corner whose cost was zero. (Thus, the objective is to reach that corner at minimum cost.) The cost  $g(x_1, x_2)$  in the interior was chosen to be of the form

$$g(x_1, x_2) = 1 - c_1(x_1 - 0.5)^2 - c_2(y_1 - 0.5)^2$$

where  $c_1$  and  $c_2$  are positive constants. Note that this is a concave quadratic function whose maximum is attained at the center of the square. To make the problem more interesting, obstacles were introduced in the interior of the square, as shown in Fig. 4.

The Dijkstra-like algorithm was implemented using a binary heap to store temporary labels. In addition, a few shortcuts were introduced, such as the following one: If the labels of the two neighbors of a node  $x$  in a particular direction have

remained the same since the last time that the label of  $x$  was calculated, no minimization along that direction is necessary.

For the Gauss-Seidel algorithm, nodes were scanned one row at a time. As in the Dijkstra-like algorithm, unnecessary optimizations are avoided whenever the labels of some neighbors of a node have not changed since the last update at that node. The Gauss-Seidel algorithm was terminated when the change in the value of all nodes was less than  $10^{-4}$ .

Both algorithms were implemented on a DEC 5025 personal computer running a version of UNIX. For a  $150 \times 150$  grid of points, the Dijkstra-like algorithm took 1.8 seconds, independently of the number of obstacles. For the Gauss-Seidel algorithm, the running time was 20.4, 77.7, 63.7, and 93.9 seconds for 1, 2, 3, and 4 obstacles, respectively.

To test whether the Gauss-Seidel algorithm was slow only because of a stringent termination criterion, some runs were executed in which the algorithm was terminated as soon as all nodes would get a finite label, regardless of the accuracy of that label. It was then observed that, in the presence of obstacles, the Gauss-Seidel algorithm still required a fair number of passes through the grid points, as anticipated. The Gauss-Seidel algorithm was again several times slower.

## VIII. DISCUSSION

The Dial-like algorithm of Section V has the best possible order of magnitude of running time, namely  $O(n)$ . On the other hand, the constant factor hidden by the  $O(\cdot)$  notation appears to be much larger than the constant factor in the  $O(n \log n)$  estimate for the Dijkstra-like algorithm of Section III. In practice, we expect the Dijkstra-like algorithm to be faster.

It is to be expected that the Dijkstra-like algorithm will always significantly outperform the classical successive approximation algorithm. Successive approximation is likely to be competitive only if its Gauss-Seidel variant is used and if the points are swept in more or less the same order as they appear on optimal trajectories. In other words, successive approximation becomes competitive only if it manages to mimic the Dijkstra-like method.

In this paper, we have stayed clear of more general trajectory optimization problems involving unbounded domains or, more importantly, running costs of the form  $r(x, u)$ . The latter is a fairly severe restriction but appears to be critically needed if one wishes to obtain one-pass (as opposed to iterative) algorithms. Nevertheless, we expect that similar methods that try to propagate "wavefronts" (or level sets) of the function  $V$  hold much promise.

## APPENDIX

We explain here how problem (3.7) can be solved with a finite number of operations, if the evaluation of a square root is counted as a single operation.

Let us first assume, without loss of generality, that  $V_1 \geq V_2 \cdots \geq V_m$ . Suppose that the optimal value of  $\theta_1$  is positive. It is then apparent from the structure of problem (3.6) that the optimal value of  $\theta_i$  is positive for all  $i$ . Then, by the

Kuhn-Tucker conditions, there exists a scalar  $\lambda$  such that

$$\frac{\theta_i}{\tau(\theta)} + V_i = \lambda, \quad \forall i. \quad (\text{A.1})$$

We thus have

$$1 = \sum_{i=1}^m \frac{\theta_i^2}{\tau(\theta)^2} = \sum_{i=1}^m (\lambda - V_i)^2. \quad (\text{A.2})$$

We can solve this quadratic equation to determine  $\lambda$  (this requires a square root computation). Furthermore, the relation

$$1 = \sum_{i=1}^m \theta_i = \tau(\theta) \sum_{i=1}^m (\lambda - V_i) \quad (\text{A.3})$$

can be used to determine the value of  $\tau(\theta)$ . The value of each  $\theta_i$  can be then computed from (A.1). If, after doing all these calculations, we find that  $\theta_i > 0$  for all  $i$ , then we have an optimal solution of problem (3.7). If some  $\theta_i$  is negative or zero or if (A.2) has no real roots, then our assumption  $\theta_i > 0$  was erroneous. In that case, we can let  $\theta_1 = 0$  and optimize with respect to the remaining variables. This is a problem with the same structure, but in one dimension less, and the same procedure can be used. By repeating these steps at most  $m$  times, the optimal solution of (3.7) will have been determined.

#### ACKNOWLEDGMENT

The author wishes to thank L. Polymenakos for carrying out the computational experiments mentioned in Section VII.

#### REFERENCES

- [1] M. Athans and P. L. Falb, *Optimal Control*. New York: McGraw Hill, 1966.
- [2] D. P. Bertsekas, *Dynamic Programming: Deterministic and Stochastic Models*. Englewood Cliffs, NJ: Prentice-Hall, 1987.
- [3] ———, *Linear Network Optimization*. Englewood Cliffs, NJ: Prentice-Hall, 1991.
- [4] M. Bardi and M. Falcone, "An approximate scheme for the minimum time function," *SIAM J. Contr. Optim.*, vol. 28, pp. 950-965, 1990.
- [5] D. P. Bertsekas and J. N. Tsitsiklis, "An analysis of stochastic shortest path problems," *Math. Op. Res.*, vol. 16, no. 3, pp. 580-595, Aug. 1991.
- [6] I. Capuzzo Dolcetta, "On a discrete approximation of the Hamilton-Jacobi equation of dynamic programming," *Applied Math. Optim.*, vol. 10, pp. 367-377, 1983.
- [7] I. Capuzzo Dolcetta and M. Falcone, "Viscosity solutions and discrete dynamic programming," *Annales Institut H. Poincare, Analyse non lineaire*, 6 (supplement), pp. 161-183, 1989.
- [8] I. Capuzzo Dolcetta and H. Ishii, "Approximate solutions of the Bellman equation of deterministic control theory," *Applied Math. Optim.*, vol. 11, pp. 161-181, 1984.
- [9] M. G. Crandall and P.-L. Lions, "Viscosity solutions of Hamilton-Jacobi equations," *Trans. Amer. Math. Soc.*, vol. 277, no. 1, pp. 1-42, 1983.
- [10] T. H. Cormen, C. E. Leiserson, and R. L. Rivest, *Introduction to Algorithms*. New York: McGraw-Hill, 1990.
- [11] R. Dial, "Algorithm 360: Shortest path forest with topological ordering," *Commun. ACM*, vol. 12, pp. 632-633, 1969.
- [12] M. Falcone, "A numerical approach to the infinite horizon problem of deterministic control theory," *Applied Math. Optim.*, vol. 15, pp. 1-13, 1987; corrigenda, 23, pp. 213-214, 1991.
- [13] W. Fleming and R. Rishel, *Deterministic and Stochastic Optimal Control*. New York: Springer-Verlag, 1975.
- [14] W. H. Fleming and H. M. Soner, *Controlled Markov Processes and Viscosity Solutions*. New York: Springer-Verlag, 1993.
- [15] R. Gonzalez and E. Rofman, "On deterministic control problems: An approximation procedure for the optimal cost, I, the stationary problem," *SIAM J. Contr. Optim.*, vol. 23, no. 2, pp. 242-266, 1985.
- [16] H. J. Kushner and P. G. Dupuis, *Numerical Methods for Stochastic Control Problems in Continuous Time*. New York: Springer-Verlag, 1992.
- [17] F. T. Leighton, *Introduction to Parallel Algorithms and Architectures*. San Mateo, CA: Morgan Kaufmann, 1992.
- [18] J. S. B. Mitchell, "Planning shortest paths," Ph.D. dissertation, Dept. Operations Research, Stanford Univ., Stanford, CA, 1986.
- [19] J. S. B. Mitchell and D. M. Keirse, "Planning strategic paths through variable terrain data," *SPIE Volume 485: Applica. Artificial Intell.*, 1984, pp. 172-179.
- [20] J. S. B. Mitchell and C. H. Papadimitriou, "The weighted region problem," *J. ACM*, vol. 38, pp. 18-73, 1991.
- [21] P. E. Souganidis, "Approximation schemes for viscosity solutions of Hamilton-Jacobi equations," *J. Differential Equations*, vol. 59, pp. 1-43, 1985.



**John N. Tsitsiklis** (S'80-M'83) was born in Thessaloniki, Greece, in 1958. He received the B.S. degree in mathematics in 1980 and the B.S., M.S., and Ph.D. degrees in electrical engineering in 1980, 1981, and 1984, respectively, all from the Massachusetts Institute of Technology (MIT), Cambridge, MA.

During the 1983-1984 academic year, he was Acting Assistant Professor of Electrical Engineering at Stanford University, Stanford, CA. Since 1984, he has been with MIT where he is currently a Professor of Electrical Engineering. His current research interests are in the area of systems and control theory, stochastic systems, and operations research. He is the coauthor (with D. Bertsekas) of *Parallel and Distributed Computation: Numerical Methods* (1989).

Dr. Tsitsiklis was a recipient of an IBM Faculty Development Award (1983), an NSF Presidential Young Investigator Award (1986), an Outstanding Paper Award by the IEEE Control Systems Society (for a paper coauthored with M. Athans, 1986) and of the Edgerton Faculty Achievement Award by MIT (1989). He was a plenary speaker at the 1992 IEEE Conference on Decision and Control. He is an Associate Editor of *Applied Mathematics Letters* and was an Associate Editor of the IEEE TRANSACTIONS ON AUTOMATIC CONTROL and *Automatica*.