

TRITA-EPP-77-14

ELECTRIC CURRENTS IN COSMIC PLASMAS

Hannes Alfvén

Dept of Plasma Physics
Royal Institute of Technology
S-100 44 Stockholm 70 Sweden

Dept of Applied Physics and
Information Science
University of California, San Diego
La Jolla, California 92093 USA

ELECTRIC CURRENTS IN COSMIC PLASMAS

TABLE OF CONTENTS

PART I: CURRENTS AND MAGNETIC FIELDS

1. Dualism in physics
2. Particle-related phenomena in plasma physics
3. Magnetic field lines
4. Model of the stationary magnetosphere
5. Particle motion in the magnetosphere
6. Conclusions about the stationary model
7. Field aspect and current aspect of magnetized cosmic plasmas
8. Electric double layers
9. Energy release in double layers
10. Properties of the local plasma and the circuit
11. Exploding double sheaths
12. General properties of the electric circuits

PART II: THE ELECTRIC CIRCUITS

- II. 1. Survey of the models
- II. 2. The Auroral Circuit I (ACI)
 - II. 2.1 Invisible transfer of energy
- II. 3. Auroral Circuit II (ACII)
- II. 4. Application to angular momentum transfer in the cosmogonic problem

TABLE OF CONTENTS - Continued

- II. 5. Solar prominences
- II. 6. Solar activity
- II. 7. The Heliospheric Circuit (HC)
 - II. 7. 1. The sector structure and the equatorial current layer
 - II. 7. 2. Properties of HC
- II. 8. Application to the Jovian magnetosphere
- II. 9. Application to the double radio sources
- II. 10. Tail Circuit (TC)
 - II. 10. 1. Magnetic substorms
- II. 11. Application to the magnetopause
 - 11. 11. 1 Energy transfer to the magnetosphere
- II. 12. Application to comets

ELECTRIC CURRENTS IN COSMIC PLASMAS

Abstract

Since the beginning of the century physics has been dualistic in the sense that some phenomena are described by a field concept, others by a particle concept. This dualism is essential also in the physics of cosmical plasmas: some phenomena should be described by a magnetic field formalism, others by an electric current formalism.

During the first period of evolution of cosmic plasma physics the magnetic field aspect has dominated, and a fairly exhaustive description has been given of those phenomena--like the propagation of waves--which can be described in this way. We have now entered a second period which is dominated by a systematic exploration of the particle (or current) aspect.

A survey is given of a number of phenomena which can be understood only from the particle aspect. These include the formation of electric double layers, the origin of "explosive" events like magnetic substorms and solar flares, and further, the transfer of energy from one region to another. A useful method of exploring many of these phenomena is to draw the electric circuit in which the current flows and study its properties. A number of simple circuits are analyzed in this way.

ELECTRIC CURRENTS IN COSMIC PLASMAS

Lecture at the AGU Fall Annual Meeting
December 6-10, 1976

by
Hannes Alfvén

PART I: CURRENTS AND MAGNETIC FIELDS

1. Dualism in physics

Since the beginning of this century physics has been dualistic in the sense that some phenomena are described by a field formalism whereas others are treated in terms of particles. In the cosmical application of physics we have frequent examples of this dualism: the propagation of waves is treated by Maxwell's equations, but the charge of a grain in space is derived by considering the photons and electrons which hit it. There are also phenomena, like the Doppler effect, which can be treated both from the wave and the particle aspect.

This is all very well understood but it is not so well recognized how deeply this dualism penetrates also into the field of cosmic plasmas. From Maxwell's first equation, which in a plasma can be written

$$\text{curl } \underline{B} = \frac{4\pi}{c} \underline{i} \quad (1)$$

we learn that we can describe electromagnetic phenomena in space either in terms of a magnetic field B or in terms of electric currents i . As magnetic fields are easy to measure, and, moreover, the mathematical treatment becomes simpler if i is eliminated, it seems obvious that we should use the field description and eliminate i . For example, when we treat waves

proceeding through a plasma, these are certainly associated with electric currents, but we can regard a current implicitly as a curl of the magnetic field and forget it explicitly.

However, when doing so we lose the particle aspect of the current, i. e., we neglect the fact that an electric current in space consists in a motion of charged particles which have a certain mass, charge, and velocity, and which are constituents of a gas with a certain temperature. Some of these properties can formally be introduced into the field description as bulk constants like ϵ , μ , and σ , but this gives a poor and often misleading representation of the particle phenomena.

In contrast to this approach the study of electric discharges, which starting a hundred years ago has clarified some essential properties of a plasma, approaches the phenomena from the particle aspect (motion of electrons and ions, formation of electrostatic double layers, establishment of non-Maxwellian velocity distribution, etc.). It is now obvious that several of the phenomena related to the particle aspect are of decisive importance also in cosmical plasmas, and that by neglecting the particle aspect we deprive ourselves of the possibility of understanding some of the most important phenomena in cosmical plasma physics.

In the following we shall classify the plasma phenomena in magnetic field-related and particle-related or electric current related phenomena. The former received early very much attention but the latter have only recently been brought into the focus of interest.

2. Particle-related phenomena in plasma physics

From the particle aspect we can derive the equation of motion of a test particle by calculating the sum of all forces from other particles. In principle, we need not speak about fields at all. However, it is convenient to introduce the electric field \underline{E}' by the equation

$$\underline{F} = \Sigma \underline{f} = e \underline{E}' \quad (2)$$

where \underline{F} is the sum of all forces \underline{f} acting on a test particle with charge e (neglecting gravitation).

The motion of a charged particle can be completely described as caused by the electric field \underline{E}' . A magnetic field exerts a negligible force on the particle. However, if we make a relativistic transformation

$$\underline{E} = \underline{E}' - \frac{1}{c} \underline{v} \times \underline{B} \quad (3)$$

from the coordinate system which moves with the particle velocity \underline{v} in relation to a coordinate system at rest, we have in this coordinate system another electric field \underline{E} . It is convenient to use a coordinate system at rest and describe the motion of the particle by the velocity \underline{v} . In this coordinate system the force acting on the charged particle is

$$\underline{f} = e (\underline{E} + \underline{v} \times \underline{B}) \quad (4)$$

and \underline{B} is given by (1).

Hence seen from the coordinate system of the particle, B is unimportant, but it is convenient to introduce this concept in order to make the calculation of E' in (2) easier.

3. Magnetic field lines

A magnetic field line is by definition a line which everywhere is parallel to the magnetic field. In case the current system changes, the shape of the magnetic field line changes, but it has no meaning to speak about a translational movement of magnetic field lines.

The concept of "frozen-in magnetic field lines" has played a certain role in plasma physics. However the application of this concept requires

$$E_{\parallel} = 0 \tag{5}$$

In order to satisfy this the electric conductivity σ_{\parallel} parallel to the magnetic field must be infinite. If we use the classical formula

$$\sigma_{\parallel} = \gamma \frac{e^2 n_e \lambda_e}{m_e v_e} \tag{6}$$

we find that under cosmic conditions σ_{\parallel} is usually so large that we can regard it as infinite. (e and m_e are the electronic charge and mass, n_e the number density of electrons, λ_e and v_e the mean free path and the thermal velocity, and γ a constant of the order units.)

However this is not enough because there are a number of phenomena which makes (6) not applicable. Basically these derive from the particle aspect of electric currents.

1. The formula (6) is derived under the condition that the mean free path λ_e of electrons is small compared to the characteristic length of variation of E , etc. This is often not satisfied in space plasmas. For example, in the outer magnetosphere and interplanetary space it is not valid.

2. When the current density becomes large enough, electrons may lose energy by a coupling between their motion and, for example, sound waves in the plasma (anomalous resistivity) (Sagdeev, 1975).

3. In case the velocity distribution in a plasma is non-Maxwellian, a magnetic field gradient may produce an electric field $E_{\parallel} \neq 0$, and the field-aligned current may be strongly hampered by magnetic mirroring of the charge carriers (Lennartsson, 1976).

4. An electric current often produces electrostatic double layers (also called sheaths) associated with a discontinuous jump ΔV in the voltage.

As the mentioned effects are common in low density cosmic plasmas (especially in "collision-less plasmas") the "frozen-in" concept is very often invalidated. Especially when combined with the "magnetic field-line reconnection" concept ("magnetic merging") it has led to a serious misunderstanding of important phenomena.

In order to demonstrate how unnecessary and misleading these concepts are we shall treat the simple case of the plasma flow in the magnetosphere assuming a stationary state (Alfvén, 1976). We shall also use this example as an illustration of the relations between a magnetic field description and a particle description.

4. Model of the stationary magnetosphere

The stationary conditions of the magnetosphere are usually depicted by drawing the magnetic field lines (Fig. 1). By the help of (1) we translate this into a current and particle picture. We place a current carrying coil in the Earth's interior which, if suitably designed, gives the Earth's magnetic field. In case we are satisfied with the axisymmetric dipole component the coil may consist of a very small circular loop at the center of the Earth.

Similarly we let the interplanetary magnetic field be produced by a current in a very large coil. In the simplified case of a south-directed interplanetary field the coil may be a Helmholtz coil with its axis coinciding with the earth's axis.

To these we must further add a number of coils representing the secondary magnetic fields. In a simplified model (Alfvén 1975) these consist of a double coil producing the magnetopause current system, a double coil producing the tail current system, and a system of coils producing the ionosphere-magnetosphere current system (Fig. I:2). By making the coils of very thin electrically insulated metal wires we can obtain a good approximation to the current system which in reality consists of distributed currents.

Similarly we produce the electrostatic field by a number of electrostatic charges placed in suitable fixed positions. For example, in the simple case $v = \text{const}$, $B = \text{const}$, the interplanetary electric field which seen from an earth-centered system is $\underline{E} = - \frac{1}{c} \underline{v} \times \underline{B}$

can be produced by two condenser plates separated by a large distance d and charged to a potential $V = d \cdot E$. Electric fields caused by space charge should be represented by a number of other electric charges.

In the stationary state we consider, both the electric and the magnetic fields are static. We can depict the magnetic field by drawing the magnetic field lines (Fig. 1:1), but it should be observed that a magnetic field line has the Maxwellian meaning. It is a line which everywhere has the direction of the magnetic field. To ask whether a field line "moves" or not has no sense. In our static vacuum model it is natural to depict them as immovable in relation to the coils which produce them, which means in relation to the earth.

5. Particle motion in the magnetosphere

So far our model contains no movable charged particles (outside the wires). In this vacuum model we inject one charged test particle, either in interplanetary space or from the ionosphere. Its motion is completely determined by the electric and magnetic fields. As the magnetic field is static, the energy W of the particle is given by

$$W = W_0 + e \int \vec{E} \cdot d\vec{s} \quad (7)$$

where W_0 is the initial ^{energy,} $\int ds$ the line element and E the (static) electric field from the fix charges, and e the charge of the particle.

Next we inject a large number of solar wind particles (and particles from the ionosphere), but still only a negligible fraction ϵ of what corresponds to the real case. Assuming that the mutual collisions (as well as the collisions with the model structure) are negligible, they will behave as a number of test particles. In case our model is designed correctly they will increase the space charge given by the fixed charges of the model by the fraction ϵ , and their flow close to the coil wires will increase the magnetic field by the same fraction. If we reduce all coil currents and all fix charges by the fraction ϵ , we will return to the same electric and magnetic field as before the injection.

We now slowly increase ϵ to unity. At the same time we reduce the coil currents and the fixed charges so that eventually they become zero. It is easily seen that this can be done in such a way that during the whole process, the electric and magnetic fields remain constant. We can now remove the model structure, and still every particle will move and change its energy as if it were a single test particle in the vacuum model. Our model now depicts how the plasma in our surroundings flows and changes its energy.

6. Conclusions about the stationary model

Our Gedanken experiment shows that neither the injection of one test particle, or a small number of test particles, nor the full amount of solar wind particles calls for a change in the Maxwellian concept of magnetic field lines. There is no need for "frozen-in" field lines moving with the plasma, still less for "field-line reconnection" / ^{or "magnetic merging"} The magnetic field the whole time remains static, and not a single field line is "disconnected" or "reconnected". The energy of a charged particle is given by (7). There is no "field-line reconnection" that can transfer energy to the particles, nor releases energy in any other way.

In case the magnetic field varies with time, the geometry near neutral points may change in such a way that ^{may be considered to} field-lines/ disconnect and reconnect. It may be argued that in this case the usual field-line reconnection formalism should be applicable. As will be shown in 10 this is not correct. The field-line reconnection theories are erroneous also in this case.

7. Field aspect and current aspect of magnetized cosmic plasmas

The theoretical study of cosmic plasmas has so far largely been based on a field description. This has been very successful in accounting for those phenomena which are accessible by this approach. Especially the study of waves in plasmas has given results of permanent value.

However as we have stated in 1 there are a number of important phenomena which are not accessible by this approach. In fact by eliminating the electric current as is done in the magnetic field approach, we also eliminate the possibility of understanding a number of phenomena which are produced by electric currents. Examples of such phenomena are:

1. Formation of electrostatic double layers and anomalous resistance effects.
2. The release of energy in double layers, e.g., in auroral double layers and in other parts of the magnetosphere.
3. The transfer of energy from the solar wind to the magnetosphere.
4. "Explosive" events like magnetic substorms and solar flares.

It is just as impossible to understand these phenomena by a magnetic field formalism as it is to understand the photoelectric effect from Maxwell's equations alone.

Hence it is necessary to revise cosmic plasma physics in order to see it also from the particle or current aspect. Such an

analysis must be based on what we know about the ionosphere, magnetosphere, and interplanetary space, because these are the only regions which are accessible to in situ measurements, which means that we can confront theories with detailed observational facts. Astrophysics today runs the risk of being much too speculative. The only remedy of this is to base our investigations on the space research results from our close neighborhood and treat phenomena in more distant regions as extrapolations of those results

8. Electric double layers

In this and the following paragraphs we shall treat a number of particle-related phenomena which are of importance in cosmical plasma physics. They cannot be understood in terms of a formalism in which the electric current has been eliminated.

In the laboratory there are several mechanisms which may produce electric double layers. For example, they are often produced when there is a density or temperature gradient in the plasma. An interesting type of double layer occurs when the electric current density exceeds a certain value which is given by the temperature, density, and degree of ionization of the plasma. Theoretically we expect a layer of this type to form when the electron drift velocity exceeds the thermal velocity, which means that the usual electric current in the plasma changes over to a beam. This gives rise to an instability related to the two-stream instability.

There is extensive literature in this field. We shall concentrate our attention on some recent investigations which have been done especially in order to clarify the cosmical applications. A recent review is given by Block (1975) who also develops a theory of double layer produced by Birkeland currents in the ionosphere-magnetosphere.

Fig. I:4 shows the experiments of Torvén and Babic (1974, 1975, 1976) and Figs. I:5 (a) and (b) show some of their results. The electron velocity distribution on both sides of a double layer has been measured

by Anderson, Babic, Sandahl and Tovén. Fig. 1:6 shows how on the cathode side of the double layer the Maxwellian distribution peaks at 2 eV, but at the anode side this maximum is displaced to 12 eV because the particles have been accelerated on the double layer. At the same time a new peak at 3 eV is produced, which at large distances from the peak becomes the dominant feature.

The experiments demonstrate that the formation of double layers in the laboratory is a pure electrostatic phenomenon and not primarily produced by a magnetic field. We cannot possibly describe it by a magnetic field related formalism. It can be observed at currents which are so low that the magnetic field they produce is negligible (the Larmour radius even of the electrons is large).

During the last five years there have been a number of magneto-spheric observations which demonstrate the existence of parallel electric fields in the auroral zone (Block 1972, 1975). For example, observations show that the auroral zone is often bombarded by almost monochromatic electrons of, for example, 3 keV energy. There are good reasons to believe that these particles have obtained their energy simply by passing an electrostatic double layer with the voltage ΔV (or a series of double layers with the same total voltage drop). Such layers have recently been observed with barium cloud experiments at altitudes of about one Earth-radius (Haerendel, et al. 1976, Wescott, et al. 1976).

The current causing the double layer in the magnetosphere is of the Birkeland (field aligned) type. The role of the magnetic field is then primarily to confine the current laterally, but the inhomogeneity of the geomagnetic field may well facilitate the formation of the layer (Lennartsson, 1977).

Block (1972, 1975) has discussed the lateral limitation of a double layer (or a distributed change in voltage) and found that the shape of the equipotential surfaces should be as depicted in Fig. 1:7. If the current-carrying field tube has the same voltage as the environment below the double layer there must be a lateral voltage gradient above the layer. This produces a rotational motion of the plasma (but no motion of magnetic field lines!) around the current carrying flux tube. In this way the filamentary current is electrically insulated from the surroundings similar to a current in an electric cable. This motivates us to draw electric circuit diagrams for electromagnetic phenomena in space and discuss them with the help of electrotechnical terminology.

9. Energy release in double layers

If a double layer with a voltage difference ΔV has been formed by a current I , a power

$$P = I \Delta V \quad (8)$$

is released in the double layer. This energy is used for accelerating charged particles. It should be stressed that there is no possibility of accounting for the energy of the particles as a result of "magnetic field-line reconnection" or any other mechanism which implies changing magnetic fields in the region of acceleration. In the region of the double layer the magnetic field is almost constant and cannot supply the required energy.

10. Properties of the local plasma and of the circuit

It is important to note that the properties of a double layer does not only depend on the properties of the local plasma (in or near the double layer) but on the whole electric circuit in which the plasma current flows. (Babic and Torvén, 1974).

As we have learned from plasma experiments, a double layer may either be essentially static (although usually associated with noise) or explosive. Suppose the circuit of such an experiment contains an inductance L , a resistance R , an electromotive force V_e , and the plasma (Fig. 1:8). We can represent the plasma by two circuit elements, X referring to the properties of the double layer and Y representing the plasma outside the layer (including the cathode and anode falls). For the sake of simplicity we assume that Y consists essentially of a constant voltage drop V' .

The circuit obeys the equation

$$V_e - V' = I \cdot R + X(I) + L \frac{dI}{dt} \quad (9)$$

X is a complicated function of I and it also depends on the temperature, density, etc. of the plasma. In general, when I changes by ΔI X varies by $\Delta X = \rho \Delta I$ where $\rho = \frac{\partial X}{\partial I}$

The dynamical resistance R_d of the circuit is

$$R_d = R + \rho \quad (10)$$

If $R_d < 0$ the current is unstable, and the double layer will either produce oscillations or explode, depending on the higher order terms in X and the value of L . In the latter case the current may be disrupted and the magnetic energy

$$W_m = \frac{1}{2} LI^2 \quad (11)$$

of the circuit delivered to the double layer and the plasma around it.

This shows that the properties of the double layer, including its ability to explode, does not depend only on the properties of the plasma in its close surroundings. We can stabilize the plasma by increasing R and influence its dynamic evolution by changing L . Hence in order to understand the properties of a current-carrying plasma we must take account of the properties of the whole circuit in which the current flows.

As this is not done in the magnetic merging theories, we conclude that they give a basically erroneous description of the phenomena even if a change in the current really produces a field-line reconnection.

• Exploding double sheaths

As we have seen, the plasma phenomena depend in a decisive way also on the properties of the whole electric circuit. It is well-known that all electric circuits containing an inductance L are intrinsically explosive in the sense that if the circuit is disrupted anywhere, the magnetic energy

$$W_L = \frac{1}{2} L I^2$$

is released at the point of disruption. Further it is well-known from decades ^{in the laboratory} of plasma investigation that/certain types of electric double layers may become unstable in the sense that the current is suddenly disrupted. The result is that the energy W_L may be released in the double sheath, where it causes an explosion.

There are good reasons to suppose that many of the explosive events (Carlqvist, 1969, 1972, 1973; Boström, 1974), observed in cosmical physics are produced by this mechanism/ Examples are magnetic substorms, solar flares, and similar phenomena in "flare stars". Most recently it has been suggested by Ip and Mendis (1975, 1976) that similar phenomena also take place in the tails of comets, leading to the "folding umbrella" phenomena

12. General properties of the electric circuits

In the simplest case our circuits contain four circuit elements: an e. m. f. V_o , and inductance L , a resistor R , and an electrostatic double layer D . In case the double layer explodes and disrupts the current when it has reached the value I_e the circuit has the properties illustrated by Fig. I:10. When switched on the current increases at the rate $\frac{dI}{dt} = \frac{V_o}{L}$. After an infinite time it would reach the value $I_R = V_o/R$ in case $I_e > I_R$.

If

$$I_e < I_R = V_o/R, \quad (12)$$

explosions occur at regular intervals T which, if $I_e \ll I_R$, are given by

$$T = LI_e/V_o \quad (13)$$

Repetitive events are often observed (magnetic substorms, solar flashes, sometimes solar flares). In all of these cases the repetitive properties may be due to the properties of this simple circuit. The energy which is dissipated at the explosions derive from the kinetic energy of the plasma motions.

There is also another important way in which the energy $\frac{1}{2}LI^2$ of the circuit can be dissipated. If an electric current flows in a circuit it exerts an electrodynamic pressure so that the circuit loop has a tendency to expand. In cosmical plasmas this pressure is usually balanced by other forces (e.g., other electromagnetic effects, gravitation, gas pressure). If the current increases above a certain value its electromagnetic pressure may be so large that the balancing effects do not suffice and the current loop may explode. An example of this is the rising prominences. In this case part of the circuit energy is converted into kinetic energy.

PART II: THE ELECTRIC CIRCUITS

1. 1. Survey of the models

In this part we shall apply the general principles we have discussed in Part I by constructing a number of simplified models of electric circuit. We will find that these are essentially of four different types. One model of each of the four types can be based on our knowledge of regions which are reasonably well studied by in situ measurements.

The best explored circuit is the auroral circuit of which we make a simplified model called the Auroral Circuit I (ACI). This does not give the best possible picture of the currents in the auroral zone as we know them, but because of its simplicity it is useful. The real current system can be regarded as a superposition of two ACI's and another circuit called ACII.

The ACI is applied to the model of solar flares, and to the cosmogonic problem of angular momentum transfer.

The third model is called the Heliospheric Circuit (HC) and describes the currents in interplanetary space which are also reasonably well-known (in certain regions).

This model is tentatively applied to the Jovian magnetosphere and it is shown that the Jovian current system may be of a similar character. Because there are not yet any plasma measurements in the Jovian surroundings, this conclusion is uncertain. Moreover, like in the Earth's magnetosphere, the complete current system is certainly too complicated to be represented by one simple model.

The fourth model, called the Tail Circuit (TC) is based on the investigations of the Earth's magnetotail. When a substorm occurs, the tail current system gets connected with the auroral zone, and the TC should be substituted by the more complicated Boström model for substorms. (Boström 1974). This can be depicted as a combination of the TC and ACII.

The TC is applied to the magnetopause.

Further, the TC is applied to cometary tails. Unfortunately we have no in situ measurements of comets, but as Ip and Mendis (1976) have shown there is such a striking similarity between the current system in cometary tails and the Earth's magnetotail that we may consider the cometary phenomena as the magnetotail phenomena viewed from a distance.

II. 2. The Auroral Circuit I (ACI)

The circuit consists of the following elements (Fig. II:1):

A. Atmospheric region

The currents flowing in the ionosphere form in reality a complicated system. What is of interest for the ACI model is essentially that, due to the rotation of the Earth, an e. m. f.

$$V_A = \int_{a_1}^{a_2} \underline{v} \times \underline{B} \cdot \underline{ds} \quad \text{II(1)}$$

is produced.

B. Birkeland region

This is characterized by Birkeland currents along the field lines. There is no e. m. f. but one or more electrostatic double layers, D_n each by the current. with voltage drops ΔV_n , may be produced/ The total voltage drop in them is $V_D = \Sigma \Delta V_n$. The region consists of two parts B_1 and B_2 carrying currents in opposite directions, and there may be double layers in both.

Instead of double layers, there may be distributed regions with $E_{\parallel} \neq 0$.

C. Cloud region

In this region a plasma cloud moving with velocity v_c produces on e. m. f.

$$V_c = \int_{c_1}^{c_2} \underline{v}_c \times \underline{B} \cdot \underline{ds} \quad \text{II(2)}$$

In the circuit we are considering there flows a current which is given by

$$V_A + V_C - \sum V_n = RI + L \frac{dI}{dt} \quad \text{II(3)}$$

where $R = R_A + R_B + R_C$ is the ohmic resistance of the circuit.

The inductance L is given by

$$\frac{1}{2} LI^2 = \int \frac{B^2}{8\pi} d\tau \quad \text{II(4)}$$

where B is the magnetic field produced by I in the volume element $d\tau$ in the region

The total magnetic field is produced by the currents I_E in the interior of the Earth and the current I . In case I_E flows in a circular loop in the center of the Earth, it produces a magnetic dipole field.

Fig. II.1 shows a linear current in a meridional plane, but the current may also form a sheath, extending over a certain range of longitudes, which may be as large as 2π . This circuit had originally a speculative character but space measurements, especially by Zmuda and Armstrong (1974), have confirmed that it really constitutes a first approximation to the current system in the auroral zone (Boström 1974, 1975). See Fig. II:2, 3.

The ACI is also applicable to field aligned currents in the Jovian magnetosphere, produced by the motion of its satellites (Kivelson and Wingle 1975).

II. 2.1 Invisible transfer of energy

It is important to note that the auroral circuit transfers energy from the moving plasma cloud C to the region of release D through electric currents in B_1 and B_2 and an electric voltage difference between B_1 and B_2 . Both the current and the voltage difference are difficult to detect even by in situ measurements. From a distance it is almost impossible to observe them. What we may observe from a distance is that energy disappears in a region C (e. g., that the velocity of the cloud is retarded) and that energy is released in another region D (e. g., by the emission of radiation from this region). Hence we have a mechanism of "invisible" transfer of energy over a large distance. As we shall see in II:9 this may give us the key to energy release in double radio stars.

An "invisible transfer" is a characteristic of many electric circuits. For example, when observing the Earth from a satellite or an airplane, we easily observe street lights dissipating electric energy and we may also see hydroelectric power stations generating it, but it is almost impossible to observe how the energy is transmitted. In I:8, 9, 10 we learned that in important respects the transfer of energy in cosmical physics is similar to the electrotechnical transfer.

II. 3. Auroral Circuit II (ACII)

Electric currents along the field lines may also form a somewhat different circuit, which we shall call Auroral Circuit II (ACII) (see Fig. II:4). The inward and outward currents intersect the ionosphere at points at the same latitude, but at different longitudes. The e. m. f. may be produced in the ionosphere by north-south directed winds or in the equatorial plane by radial plasma flow. In two important cases (magnetic substorms and the folding umbrella phenomena in comets) the e. m. f. in the equatorial plane is produced between c_1 and c_2 by disruption of a current in another circuit.

The total current system in the auroral zone seems normally to be due to a superposition of two ACI--one in the evening and one in the morning side of the Earth--and one ACII system, joining these two systems on the night side (Boström, 1974).

Ultimately these circuits get their energy from the solar wind, and the transfer to the magnetosphere takes place over the tail and magnetopause systems (see Boström, 1974, 1975). Hence the complete solar-wind-magnetosphere-ionosphere must be a rather complicated combination of these circuits.

II.4 . Application to angular momentum transfer in the cosmogonic problem

The ACI gives a transfer of angular momentum between the central body and a plasma cloud in its surroundings of the type which is needed in order to understand how planets and satellites were put into orbit when the solar system originated. The application of the ACI leads to the theory of the free-wheeling plasma ("partial corotation") (Alfvén and Arrhenius, 1976, Chapter 16, 17; Alfvén, 1976b). See Fig. II:5. The detailed structure of the Saturnian rings and the asteroidal main belt can be explained by this theory. Hence the ACI seems to have been of fundamental importance for the transfer of angular momentum at cosmogonic times.

It is important to note that $f_g > f_c$ which means that the free-wheeling plasma is partially supported by the magnetic field. A free-wheeling plasma can never "inflate" a magnetic dipole field.

II. 5. Solar prominences

With a slight modification the ACI model can be applied to solar prominences. We substitute a sunspot for the central body A, cancel the region B_1 , and let C represent the solar surface. A solar flare occurs when the double layer D explodes (Carlqvist, 1969, 1972, and 1973).

II. 6. Solar activity

Generalizing the model still more we may ask whether all the phenomena referred to as solar activity are not best clarified by a current model. In fact, due to the presence of magnetic fields and motions in the solar photosphere, we have a fluctuating voltage over the whole solar surface. If a magnetic field line runs between two points a and c of voltages differing by ΔV , a current along a magnetic field-line a b c may be produced which closes through a diffuse current c d a at the surface or below (Fig. II:6).

All filamentary phenomena in the solar atmosphere are probably produced by currents in this way. Small scale circuits produce spicules in the chromosphere, large circuits prominences, coronal streamers, and polar plumes.

II.7 . The Heliospheric Circuit (HC)

In its simplest possible version this model consists of a central body magnetized by a current I_E (like in ACI), a radial current I_0 flowing in the equatorial plane and extended uniformly over 2π in longitude, further two axial currents, each $\frac{1}{2} I_0$, flowing in opposite directions. The current I closes at infinity. The e. m. f. is due to the rotation of the central body (unipolar induction).

In a cylindric coordinate system (r, ϕ, z) the magnetic field from I_0 is

$$\begin{aligned} B_\phi &= \frac{I_0}{B} \text{ for } z > 0 \\ B_\phi &= - \frac{I_0}{B} \text{ for } z < 0 \end{aligned} \tag{II(5)}$$

This extreme simplification makes the model unrealistic, and we shall approach reality by a somewhat more realistic model, called the Heliospheric Circuit (HC) (see Fig. II:7), by adding a system of circular currents I_ϕ in the equatorial plane so that the magnetic field lines close to the equatorial plane get the spiral shape which is given by the solar wind.

If the solar wind flows radially with the constant velocity v_s and the magnetic field points in the direction of the solar wind seen from a coordinate system which rotates with the angular velocity Ω of the Sun we have $v_\phi = r \Omega$ and for the magnetic field B_z and the

surface current density i

$$B_r = B_o (r_o/r)^2$$

$$B_\phi = B_r v_\phi/v_s = B_o r_o/r$$

$$i_r = \frac{I_o}{2\pi r_o} \frac{r_o}{r} = i_o r_o/r$$

(II:6)

$$i_\phi = i_r (v_s/v_\phi) = i_o (r_o/r)^2$$

where $r_o = v_s/\Omega$ is the solar distance where the field spiral makes a 45° angle with the vector radius, B_o the radial magnetic field and $i_o = I_o/2\pi r_o$ the radial current density at this distance.

Further, we have $I_o = 2\pi r_o i_o = H_o r_o$ and with $B_o = 2 \cdot 10^{-5}$ gauss, $r_o = 1.5 \cdot 10^{13}$ cm we find $I_o = 3 \cdot 10^8$ esu = $3 \cdot 10^9$ A = 3 GA.

An essential difference between ACI and HC is due to the solar wind, which produces the tangential current system (equivalent to a stretching out of the magnetic field lines of the original dipole field. Further in the ACI the main e. m. f. is due to the tangential component of the magnetospheric convection whereas the electromotive force due to the Earth's rotation is of minor importance. In the solar surrounding the plasma motion is radial, so that $\mathbf{v} \times \mathbf{B}$ in (II:2) has no radial component. Hence the main e. m. f. is due to the sun acting as a unipolar inductor.

In the ACI the current is not large enough to cause more than a small perturbation of the magnetic field. At large currents a circuit has a tendency to expand. If the auroral circuits of both hemispheres expand they will jointly form a current system like HC. The current layer should have an inner limit, which we denote by R_0 . Inside R_0 we let the current I continue along magnetic field lines to the central body, similar to the HC.

Regions A and B_1 are the same as in ACI. Region B_2 is moved towards the axis and may be depicted either as a current with infinite density flowing exactly on the axis or, more realistically, as a current flowing in a certain region near the axis.

Because of i_ϕ the region C consists now of two regions. In the inner one (C_1) the magnetic field is predominantly radial ($B_r > B_\phi$) and the current predominantly tangential ($i_\phi > i_r$), whereas in the outer one (C_2) the reverse is true. The limit between C_1 and C_2 goes at r_e where the field lines and the current lines both make a 45° angle with the vector radius.

The total magnetic field decreases as r^{-3} in B_1 , as r^{-2} in C_1 and as r^{-1} in C_2 .

The radial current in the equatorial plane and the two axial currents may go to infinity, becoming increasingly diffuse, or they may connect through currents in the region B_3 which either may be filamentary or forming a sheath.

II. 7.1. The "sector structure" and the equatorial current layer

Spacecraft measurements, which so far have been restricted to the neighborhood of the ecliptic plane, have revealed that the interplanetary magnetic field is directed inwards in certain regions, whereas in other regions it is outwards. The regions are separated by very sharp boundaries, obviously current layers. It was first thought that these currents flowed perpendicular to the ecliptic plane and were due to a "sector structure" of both interplanetary space and the solar atmosphere. From a current point of view, this interpretation looked absurd because it implied that, for example, at the earth's distance the large currents in the boundary layers should be connected along meridional planes to the sun. It seemed more likely that the observed current layers should be due to the theoretically expected equatorial current layer of Fig.II:7 and that the change in field direction should be due to the position of the Earth in relation to the current layer.

Rosenberg and Coleman (1969) have given convincing observational evidence (see also Rosenberg, 1970; Rosenberg and Hedgecock, 1976). / for the view that this theoretical picture is correct/ The phenomenon which still erroneously is referred to as the "sector structure" of the solar wind is due to relatively small displacements up and down of the solar equatorial current layer. It is similar to the wave motion of the skirt of a spinning ballerina. We shall in the following neglect the ballerina effect and consider the magnetic conditions near the equatorial plane to be produced by a plane current layer.

II. 7.2 Properties of HC

The model has the following properties, which should be compared with observed properties of the Sun and the heliosphere.

The central body acts as a unipolar inductor and the e. m. f. is produced in the region A. The mechanical force on the solar atmosphere $d\mathbf{f} = \mathbf{I} \times \mathbf{B} \cdot d\mathbf{s}$ tends to retard the rotation of the central body. The current transfers angular momentum from the central body to the surrounding plasma, and most of it may be received by the innermost part of region C_1 . Hence we have a retarding force applied to the polar region and an accelerating force applied to the highest layers of the solar atmosphere in the equatorial region. This should produce a non-uniform rotation of the Sun, of the type which is observed (angular velocity decreasing with increasing latitude and increasing with height in the atmosphere near the equator).

In the region B_1 the currents are field-aligned. It seems to be a general rule in cosmical physics that field-aligned currents manifest themselves as luminous filaments. If the current in B_1 is spread over an extended region we should expect filaments of the type of the equatorial streamers in the solar corona.

Similarly, in the B_2 region, the vertical currents near the solar surface may produce the polar plumes in the corona.

The model predicts that there should be currents near the axis strong enough to match the current in the equatorial plane. Such currents should be observed when a spacecraft is sent to the high latitude regions. It is an open question to what extent they flow very close to the axis. They may be distributed over a large region, and in part flow also at medium latitudes.

It should be pointed out that electrostatic double layers may be formed, perhaps especially by the axial currents. This means that we may have regions D far away from the Sun, where energy is released without any observable indication of how it is transferred. This is analogous to the release of energy at the electrostatic double layers in the auroral zones. If a double layer is formed far out from the Sun, it may emit radio waves or plasma waves which could be detected.

II. 8. Application to the Jovian magnetosphere

If we want to construct a model of the Jovian magnetosphere it is reasonable to start by looking for similarities with the terrestrial or solar surroundings. It is obvious that the Jovian magnetosphere is drastically different from the Earth's magnetosphere, but it is less obvious that the difference with the heliosphere is very large. Hence we shall here investigate to what extent the HC is applicable to the Jovian magnetosphere.

This means that we try to apply the rather detailed knowledge we have of the conditions in interplanetary space to the less well-known conditions around Jupiter. We find that the HC model is reconcilable with the following observational facts:

Jupiter has a non-uniform rotation like the Sun, and this may be a result of our current system acting in the region A.

The Jovian magnetic field consists of three different regions. Up to about $10 R_j$ it is given by the internal currents in Jupiter (Smith, Davis, and Janes, 1976). We identify this region with B_1 .

In the region between $10 R_j$ and $50-60 R_j$ the magnetic field is a "stretched out" dipole field which can be depicted as deriving from circular currents in the equatorial plane. This is in agreement with the currents in the C_1 region. However the measurements indicate that most of the tangential current flows between 30 and $60 R_j$, so perhaps the limit between A and B should be as far out as $30 R_j$. The HC model requires also a radial current in the field, and according to Smith et al. the

measurements indicate the existence of a radial component.

In some cases the magnetic field lines outside this region are increasingly pointing westward. This agrees with the C_2 region in our model but the outer magnetosphere is obviously very perturbed. The limit between C_1 and C_2 is far out, and we should possibly put $r_0 \approx 80 R_j = 6 \cdot 10^{11}$ cm. As $\Omega = 1.6 \cdot 10^{-4}$, we find $v = 10^8$ cm/sec. This is of the same order of magnitude, or even larger, than the solar wind.

If we accept the similarity between the heliosphere and the Jovian magnetosphere there must be a Jovian wind emitted with properties similar to the solar wind. This requires a strong heating of the uppermost layers of the Jovian atmosphere, perhaps by the current system we consider. The density of the Jovian wind must be very low (see Goertz, 1976).

This picture is an alternative to the model by Hill, Dessler, and Michel (1974) in which the centrifugal force of a corotating plasma is supposed to be responsible for the outflow. However, in the absence of frozen-in field lines, a synchronous corotation is not very likely to be established. In case of a partial corotation ("free-wheeling plasma") depicted in Fig. II:5 the centrifugal force is always smaller than the gravitation, and could not "inflate" the magnetic field. A decision between different mechanisms cannot be made until plasma measurements of the Jovian magnetosphere are available.

Even if the analogy between the heliosphere and the Jovian magnetosphere can be helpful, the Jovian conditions are obviously too complicated to be described in detail by any simple model.

II. 9. Application to the double radio sources

A most puzzling phenomena is the double radio sources, usually with almost a visual galaxy/exactly halfway between them. Hypotheses concerning their energy source are essentially of two types: The radio sources may get their energy from an object in the center of each of the radio emitting region-- but no such object has been found. Or the emitting clouds may be shot out symmetrically in two directions from the central galaxy--but then their initial energy must be enormous in order to supply energy to the radio objects during a long period of time.

As soon as we describe cosmical phenomena by current models, we get another mechanism for energy transfer over large distances. As we have seen from the ACI kinetic energy is transferred from C and released in a double layer D. The transfer occurs by means of electric currents and an electrostatic potential difference: and neither of them is very easy to detect, not even by in situ measurements. What most easily might be observed from a large distance is essentially that kinetic energy disappears from a certain region C, and that there is a production of accelerated particles or oscillations in one or more regions D, which may be very far away from the energy source.

As the visual galaxy half way between the two radio stars probably is magnetized it may act as a unipolar inductor, and the HC model may be applicable. This means that we should expect currents to flow in

opposite directions along the rotational axis of the galaxy. Double layers may be formed in two or several symmetrically located regions, and the energy of the rotation of the galaxy may be transferred by the electric circuit to these regions. Because of the currents, there must be strong magnetic fields in these regions so that electrons accelerated in the double sheaths may produce the synchrotron radiation, which the radio stars emit.

II.10 Tail Circuit (TC)

The circuit of the current which magnetizes the magnetotail is in principle very simple (Fig. II:7). It consists of a sheath in which a current flows from a to c in a plasma which, in relation to the Earth, is at rest or moves slowly. The circuit is closed by currents c b' a and c b'' a flowing in the solar wind, which has the velocity v perpendicular to the plane of the figure and a magnetic field B . The e.m.f. is

$$V = \int_{c b' a} \underline{v} \times \underline{B} \cdot \underline{d s}$$

and when B has a southward component close to the magnetotail it produces a current system as shown in the figure.

II.10:1. Magnetic substorms

In the sheath an electric double layer may be formed and it frequently explodes. Due to the inductance of the circuit a large voltage difference is produced between e_1 and e_2 , and the current is "reconnected" over the auroral zone through a ACII. The total circuit according to Boström is shown in Fig. II:8 .

II.11 . Application to the magnetopause

The same circuit is also applicable to the magnetopause. The main difference is that in the tail the current flows in the equatorial plane but in the magnetopause in a plane perpendicular to the equatorial plane (in reality one more complicated curved surface). For some reason the magnetopause current system seems never to be disrupted.

The currents in the solar wind flow not only to the north and to the south of the magnetopause, but also sunwards. In fact what is usually referred to as "bow shock" is a current sheath (as seen from the difference in B on both sides of it). It seems likely that this current connects to the magnetopause current.

II.II.1 Energy transfer to the magnetosphere

The tail and magnetopause current systems transfer energy from the solar wind to the magnetosphere. This energy is sufficient ($10^7 - 10^8$ watts) to account for all the dissipation in the magnetosphere / (Alfvén and Fälthammar, 1971). An energy transfer through viscous effects or through "magnetic merging" or some other mechanism is unnecessary and counterindicated.

II:12. Application to comets

In a recent paper Ip and Mendis (1976) have demonstrated that the cometary tails are similar to the magnetotail in important respects (Fig. II:10). The "folding umbrella" phenomena in comets is likely to be caused by a current disruption of the same type as is causing magnetic substorms.

Acknowledgments

This work was supported in part by the following grants: NASA-NSG-7102 of the NASA Planetology Program, NASA-NGR-05-009-110 of the NASA Physics and Astronomy Program, and NSF-MPS74-23501 and NSF-MPS74-21195 of the Solar System Astronomy Program of the NSF.

- Alfvén, H., 1976, On frozen-in field lines and field-line reconnection, *Jn. Geophys. Res.* 81 (22): 4019.
- Alfvén, H., 1975, Electric current structure of the magnetosphere, from Physics of the Hot Plasma in the Magnetosphere, ed. B. Hultqvist and L. Stenflo, Plenum Publ. Co., New York, New York.
- Alfvén, H., 1950, Cosmical Electrodynamics, Oxford.
- Alfvén, H. and Arrhenius, G., 1976, Evolution of the Solar System, NASA SP-345
- Alfvén, H. and Arrhenius, G., 1975, Evolutionary History of the Solar System, D. Reidel Publ. Co., Dordrecht, Holland.
- Alfvén, H. and C.-G. Fälthammar, 1971, A new approach to the theory of the magnetosphere, Cosm. Electrodynamics, 2, 78.
- Alfvén, H. and Fälthammar, C.-G., 1963, Cosmical Electrodynamics, 2nd ed., Oxford. At the Clarendon Press, 161.
- Alfvén, H. and Fälthammar, C.-G., 1963, Cosmical Electrodynamics, Fundamental Principles, Oxford Univ. Press.

- Armstrong, J. C., 1974, Field-aligned currents in the magnetosphere, in Magneto-spheric Physics, (ed. B. M. McCormac) D. Reidel, Dordrecht-Holland, 155-166.
- Armstrong, T. P., 1967, Phys. Fluid 10, 1269.
- Babič, M. and Torvén, S., 1974, Current limiting space charge sheaths in a low pressure arc plasma, TRITA-EPP-74-02 Royal Inst. of Tech. Stockholm, Sweden, Jan. 1974.
- Berk and Robert, 1967, Phys. Fluid 10, 1595
- Block, L. P.; 1975, Double layers, in Physics of the Hot Plasma in the Magnetosphere, proceedings of the 30th Nobel Symposium held at Kiruna Geophysical Institute, April 1975, in press Plenum Publ. Co.
- Block, Lars, 1972, Acceleration of auroral particles by electric double layers. B. M. McCormac (ed.) Earth's Magnetospheric Processes, 258.
- Block, Lars, 1972, Potential double layers in the ionosphere, Cosmic Electrodynamics, 3, 349-376.
- Block, L., 1967, Space Sci. Rev. 7, 198.
- Bostrom, R., 1975, Magnetosphere-ionosphere interactions, some significant achievements 1973-1975, Report of Subdivision 7 of IAGA Div. III for the IUGG XVI General Assembly, Grenoble, August-September 1975: Royal Inst. of Technology TRITA-EPP-75-17, Stockholm.

Boström, R., 1975, Mechanisms for driving Birkeland currents, in Physics of the Hot Plasma in the Magnetosphere, proceedings of the 30th Nobel Symposium held at Kiruna Geophysical Institute, April 1975, in press Plenum Publ. Co.

Böstrom, R., 1975, Current systems in the magnetosphere and ionosphere. Lecture at the Eiscat Summer School, Tromsø, Norway, 8-13 June
TRITA EPP 75-18

Boström, R., 1974, Ionosphere-Magnetosphere Coupling, Magnetospheric Physics, ed. B. M. McCormac, 45-59, D. Reidel Publ. Co., Dordrecht, Holland.

Carlqvist, P., 1973, Double layers and two-stream instability in solar flares, TRITA-EPP-73-05, Royal Institute of Technology, Stockholm.

Carlqvist, P., 1972, On the formation of double layers in plasmas, Cosmic Electrodynamics, 3, 377.

Carlqvist, P., 1969, Current limitation and solar flares, Solar Physics, 7, 377.

Coleman, P. J. and Rosenberg, R.L., 1969, Heliographic latitude dependence of the dominant polarity of the interplanetary magnetic field, J.G.R. 74, 5611.

Dawson, J., 1968, Third Conf. on Plasma Phys.
CN-24/E-11, Novosibirsk, U.S.S.R.

De Barbieri, O., 1972, Fifth European
Conference on Controlled Fusion
and Plasma Physics, Grenoble,
vol. I, 87.

Geller, R., Hopfgarten, N., Jacquot, B.,
and Jacquot, C., 1973, Electric
fields parallel to the magnetic field
in a strong anisotropic plasma in a
magnetic mirror field, Report EUR-
CEA-FC-699, Department de Physique
du Plasma et de la Fusion Controlee,
ASSOCIATION EURATOM-C. E. A., 92
Fontenay-aux-Roses, France

Goertz, C. K., 1976, The current sheet in
Jupiter's magnetosphere, In.
Geophys. Res., 81, No. 19, July 1,
1976, 3368-3372.

Haerendel, G., Rieger, E., Valenzuela, A.,
Foppl, H., Stenback-Nielsen, H. C.,
and Wescott, E. M. 1976, First
Observat of Electrostatic Acceler-
ation of Barium Ions into the
Magnetosphere, European Programmes
on Sounding-Rocket and Balloon
Research in the Auroral Zone.
European Space Agency Report
SP-115 (ESA Scientific and Technical
Publications Branch, ESTEC,
Noordwijk, The Netherlands), August
1976, 203-211.

Hill, T. W., Dessler, A. J., and Michel, F. C.,
1974, Configuration of the Jovian
magnetosphere, Geophys. Res. Let.,
1, No. 1, May, 1974, 3-6.

Hopfgarten, N, Johansson, R. B., Nilsson, B.H., and Persson, H., 1972, Collective phenomena in a penning discharge in a strongly inhomogeneous magnetic mirror field, in Fifth European Conference on Controlled Fusion and Plasma Physics, Grenoble, Vol. I, 88

Hopfgarten, N., Johansson, R. B., Nilsson, B., and Persson, H., 1968, Penning discharge in a strongly inhomogeneous magnetic mirror field, Phys. Fluids, 11, 2277.

Hultqvist, B., 1972 in Solar Terrestrial Physics 197, Part IV, E. R. Dyer (ed.) (Reidel) p. 176

Ip, W. -H. and Mendis, D.A., 1976, The generation of magnetic fields and electric currents in cometary plasma tails, Icarus 29, 147-151.

Kindel, J. M. and Dennel, C. F., 1971, J. Geophys. Res., 76, 3055.

Kivelson, M.G. and Winge, C.R., 1975, Field-aligned currents in the Jovian magnetosphere: Pioneers 10 and 11, Publication No. 1476-81, Inst. of Geophys. and Planet. Phys., UCLA, June 1, 1975.

Lennartsson, W., 1976, On the magnetic mirroring as the basic cause of parallel electric fields, J. Geophys. Res., 81, 5583.

Lennartsson, W., 1977, on the role of magnetic mirroring in the auroral phenomena, TRITA-EPP-77-11, Dept of Plasma Physics, Royal Inst. of Technology, Stockholm, in press Astrophysics and Space Science.

- Persson, H., 1972, Report TRITA-EPP-72-10, Div. of Plasma Physics, Royal Inst. of Techn., Stockholm.
- Persson, H., 1966, Phys. Fluids, 9, 1090.
- Persson, H., 1963, Phys. Fluids, 6, 1756.
- Rosenberg, R. L., Kivelson, M. G., and Hedgecock, P. C., 1976, Helio-graphic Latitude Dependence of the Dominant Polarity of the Interplanetary Magnetic Field by Comparison of Simultaneous Pioneer 10 and HEOS 1, 2 Data, to be published in J. Geophys. Res.
- Rosenberg, R. L. and Hedgecock, P. C., 1976, J.G.R. in press
- Rosenberg, R. L., 1970, Unified theory of the Interplanetary Magnetic Field, Solar Physics 15, 72-78.
- Rosenberg, R. L. and Coleman, P. J., Jr., 1969, Heliographic latitude dependence of the dominant polarity of the planetary magnetic field, Jn. Geophys. Res., Space Phys., 74, No. 24, Nov. 1, 1969, 5611-5622.
- Sagdeev, R. Z, 1975, Anomalous resistivity in the magnetosphere, paper presented at the Nobel Symposium on the Physics of the Hot Plasma in the Magnetosphere, Kiruna, April 1975.
- Schulz, M., 1973, Interplanetary Sector Structure and the Heliomagnetic Equator, Astroph. and Space Sci., 24, 371-383.

Smith, E. J. , Tsurutani, B. T. , Rosenberg, R. L. , 1976,
Pioneer 11 Observations of the Interplanetary
Sector Structure up to 16° Heliographic
Latitude (SS8), 1515h, paper presented at AGU
Fall Annual Meeting, San Francisco, CA, Dec.
6-10, 1976.

Stangeby, P. C. and Allen, J. E. , 1971, J. Phys.
A: Gen. Phys. 4, 108-119.

Swift, D. W. , 1965, J. Geophys. Res., 70, 3061.

Torvén, S. and Babić, M., 1976, Current limitation
in low pressure Mercury arcs, Fourth
International Conference on Gas Discharges,
Swansea.

Torvén, S. , and Babić, M. , 1975, Proceedings
of the Twelfth Int. Conf. on Phenomena
in Ionized Gases, Eindhoven, p. 124.

Wescott, E. M. , Stenback-Nielsen, H. C. ,
Hallinan, T. J. ; and Davis, T. N. ,
1976, The Skylab Barium Plasma
Injection Experiments 2. Evidence
for a Double Layer, J. Geophys. Res.
81, 4495-4502.

Zmuda, A. J. and Armstrong, J. C. , 1974, The
diurnal flow pattern of field-aligned
currents, J. Geophys. Res., 79, 4611,

List of Figures

- Figure I:1(a) Conventional magnetic field of line picture of magnetosphere.
- Figure I:1(b) Wire model of magnetosphere field line constructed from terrelle experiment measurements (Podgorny).
- Figure I:2 Simplified current system giving the magnetic field of Fig. I:1.
- Figure I:3 Properties of stationary magnetosphere.
- Figure I:4 Discharge device by Torvén and Babic.
- Figure I:5(a) Upper figure: Two probes with double layer between them.
Lower figure: The voltage between the probes is constant at a certain current (curve 1) but if the current is increased by 5% the double layer becomes unstable and generates a series of pulses (curve 2).
- Figure I:5(b) Density (----) and voltage (——) at I_0 and $1.05 I_0$. A double layer is produced which gives a discontinuity in both density and voltage.
- Figure I:5(c) Photograph of double layer in a discharge tube.
- Figure I:6 Electron energy distribution in a laboratory discharge (Anderson et al, 1969). The big peak around about 12eV in the second lowest curve is produced by the layer, but further down the tube (+ 1 cm and + 6 cm) this peak gradually dispersed and the beam particles are thermalized.
- Figure I:7 Left: Electrostatic potential distribution according to Block(1975). The magnetic field is vertical. The current-carrying flux tube is "insulated" from the surrounding plasma by a thin cylindrical shell of rotating plasma, which produces a voltage drop which equals the electrostatic drop in the layer. Right: Observed "Inverted V" events confirm the theory.

Figure I:8

If a current flows in a plasma the plasma phenomena depends partially on the outer circuit. If the resistance R is smaller than the negative resistance of the double layer X the current becomes unstable.

Figure I:9

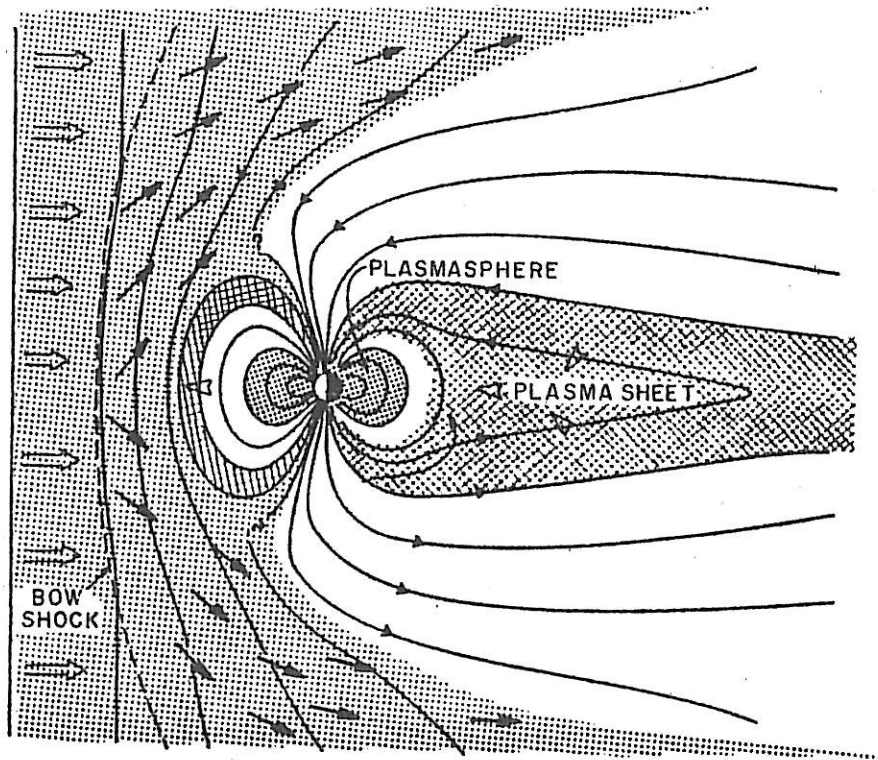
Conclusions about magnetic merging theories.

Figure I:10

The circuit of Fig I:8 gives repetitive explosions with a time constant $T = LI_0/V_0$. For every disruption the energy $\frac{1}{2}LI_0^2$ is dissipated at X .

- Figure II:1 Auroral Circuit I. Currents along the magnetic field lines B_1 and B_2 close through the upper atmosphere at A and through the magnetospheric plasma at C. The e. m. f. is produced by motion at A and C. The current may produce one or more electrostatic double layers D.
- Figure II:2 Vertical currents in the auroral zone observed by Zmuda and Armstrong (1974). On the evening side the downward currents flow at a lower latitude than the upward currents; on the morning side the directions are reversed.
- Figure II:3 Three-dimensional picture of the currents of Fig. II:2 (Boström). This current system consists of one ACI in the evening and one--with reverse direction--in the morning.
- Figure II:4 Because of the occurrence of double layers D in ACI a rotating central body can never bring a surrounding plasma cloud into complete corotation. The cloud instead reaches a "free-wheeling" state, which is determined by the equilibrium between the centrifugal force f_c , the gravitation f_g and the electromagnetic force f_b . Under free-wheeling conditions f_c is always smaller than f_g and the plasma can never "inflate" the magnetic field.
- Figure II:5 Auroral Circuit II. Similar to ACI but the current-carrying field lines B_1 and B_2 are at the same latitude but different longitudes. $c_1 c_2$ is part of a circle in the equatorial plane, $a_1 a_2$ part of the auroral zone.
- Figure II:6 Circuit of general solar activity. Random motions v in the photosphere produces an e. m. f. $V = \int_{adc} \underline{v} \times \underline{B} \cdot \underline{ds}$ between the two intersections a and c of a magnetic field line with the photosphere. V drives current along the field line abc. Mostly only the parts of the current filament near a and c is observed. This is likely to be the basic phenomenon for prominences and spicules.

- Figure II:7(a) Heliospheric Circuit. The Sun acts as a unipolar inductor (A) producing a current which goes outwards along the axis (B_2) and inwards in the equatorial plane C_2 , C_1 and along the magnetic field lines B_1 . The current closes at large distance (B_3).
- Figure II:7(b) Magnetic field lines somewhat above the equatorial plane and current lines in the equatorial plane. Close below the equatorial plane the field lines have the same geometry but opposite direction.
- Figure II:7(c) Current sheath in the equatorial plane derived from space measurements (E. Smith, 1976). When the current sheath waves up and down like the skirt of a ballerina the interplanetary magnetic field changes sign.
- Figure II:8 Tail Circuit. The line elements $ab'c$ and $ab''c$ are located in the solar wind and aDc in the magnetotail. The polarization of the solar wind produces an e. m. f. $\int_{ab'c} \mathbf{v} \times \mathbf{H} ds$ which gives a current in the neutral sheet in the tail. This current system determines the magnetic field in the tail. An electric double layer may be formed at D, which if exploding produces a magnetic substorm, which may be repetitive according to Fig. I:10.
- Figure II:9 The explosion of D in Fig. II:6 causes a current in ACII (Fig. II:2). The properties of the total circuit are represented by this diagram (Boström 1974).
- Figure II:10 Similarity between the magnetosphere and a comet (Ip and Mendis, 1976). Current disruption which causes repetitive substorms in the magnetosphere (compare Fig. I:10) also causes the "folding umbrella" phenomenon in comets, and simultaneous brightening of the coma.



Simplified model of solar wind and magnetosphere [after Wolf, 1975].

FIGURE I:1(a)

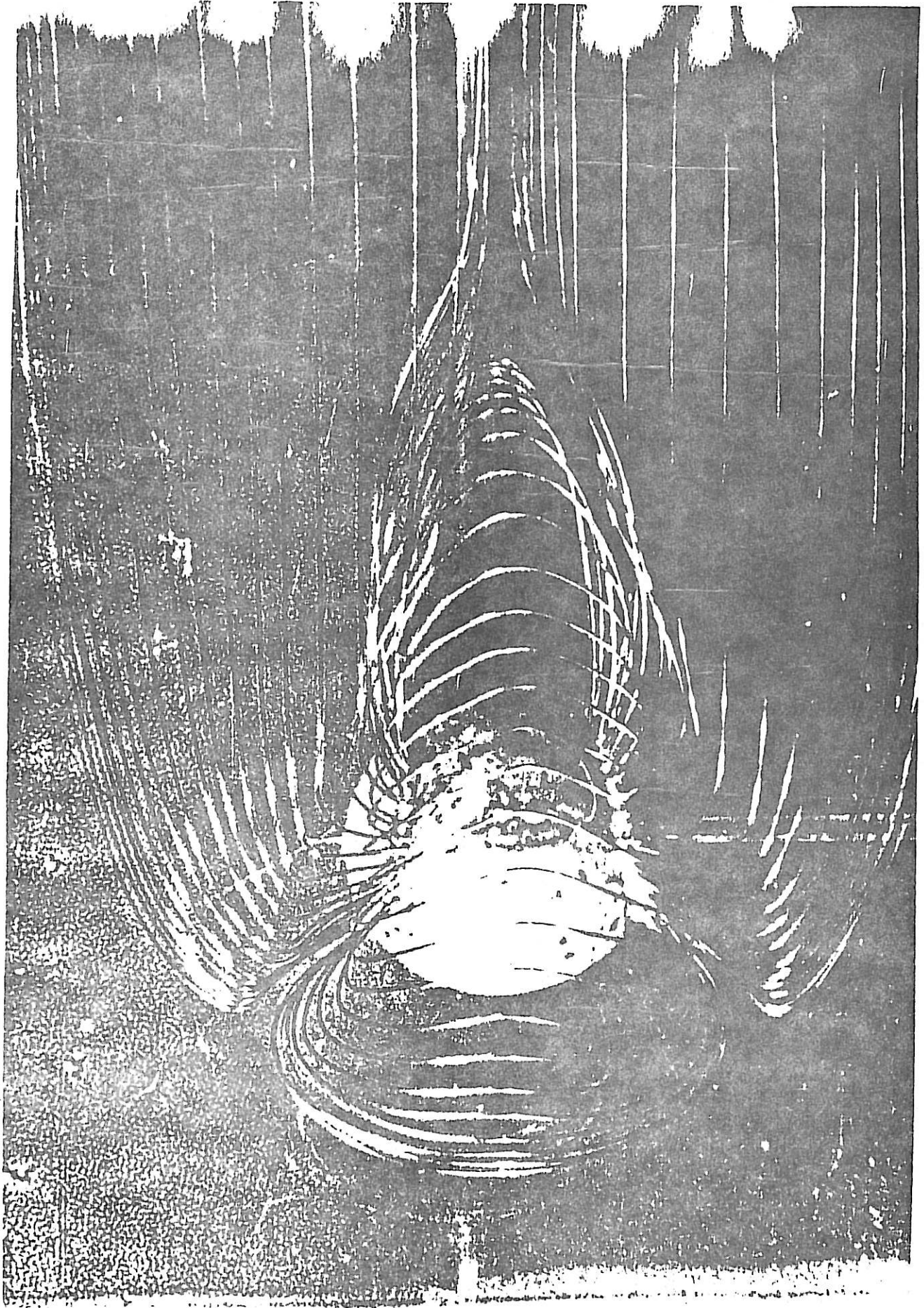
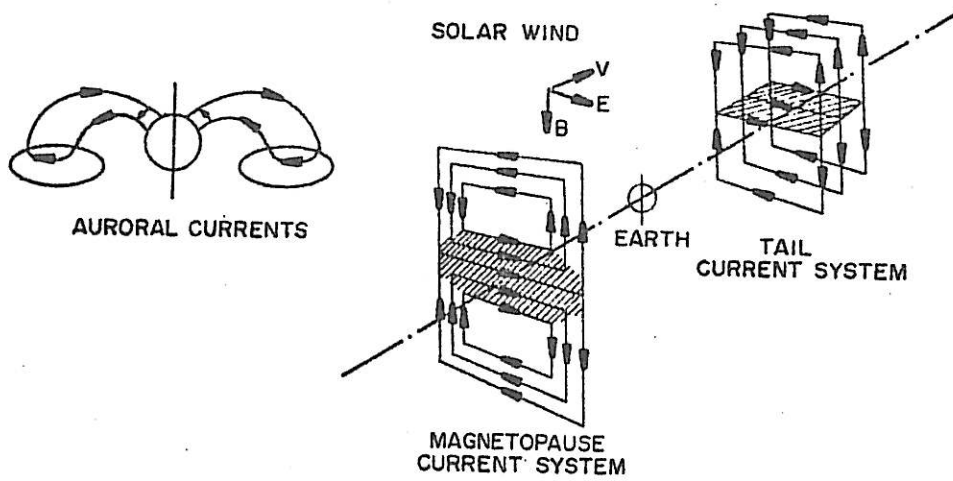


FIGURE I:1(b)



Magnetospheric current system [Alfvén, 1975].

FIGURE I:2

STATIONARY MAGNETOSPHERE

MAGNETIC FIELD IS STATIC.

ELECTRIC FIELD IS STATIC.

ELECTRIC CURRENTS ARE CONSTANT.

PLASMA FLOW IS STATIONARY.

PARTICLE ENERGY $W = W_0 \pm e \int \underline{E} \cdot \underline{ds}$

NO MAGNETIC FIELD LINES MERGE.

HENCE MAGNETIC MERGING THEORIES

ARE NOT APPLICABLE.

(But they may be applicable to non-stationary cases.)

FIGURE I:3

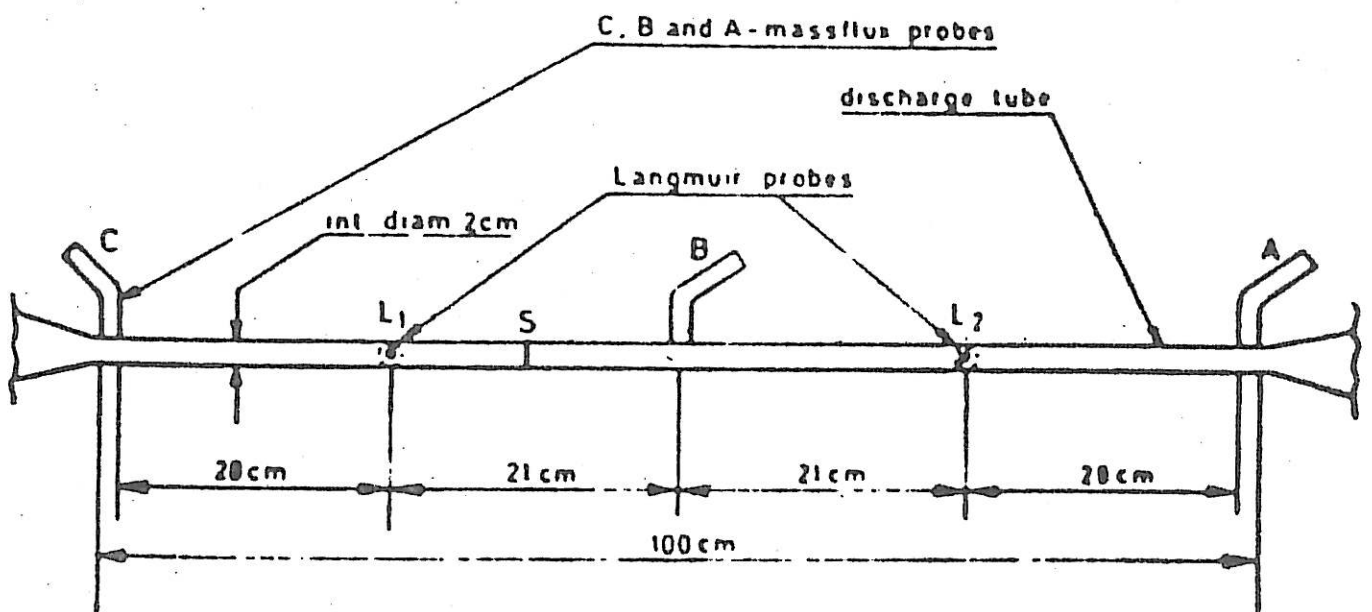
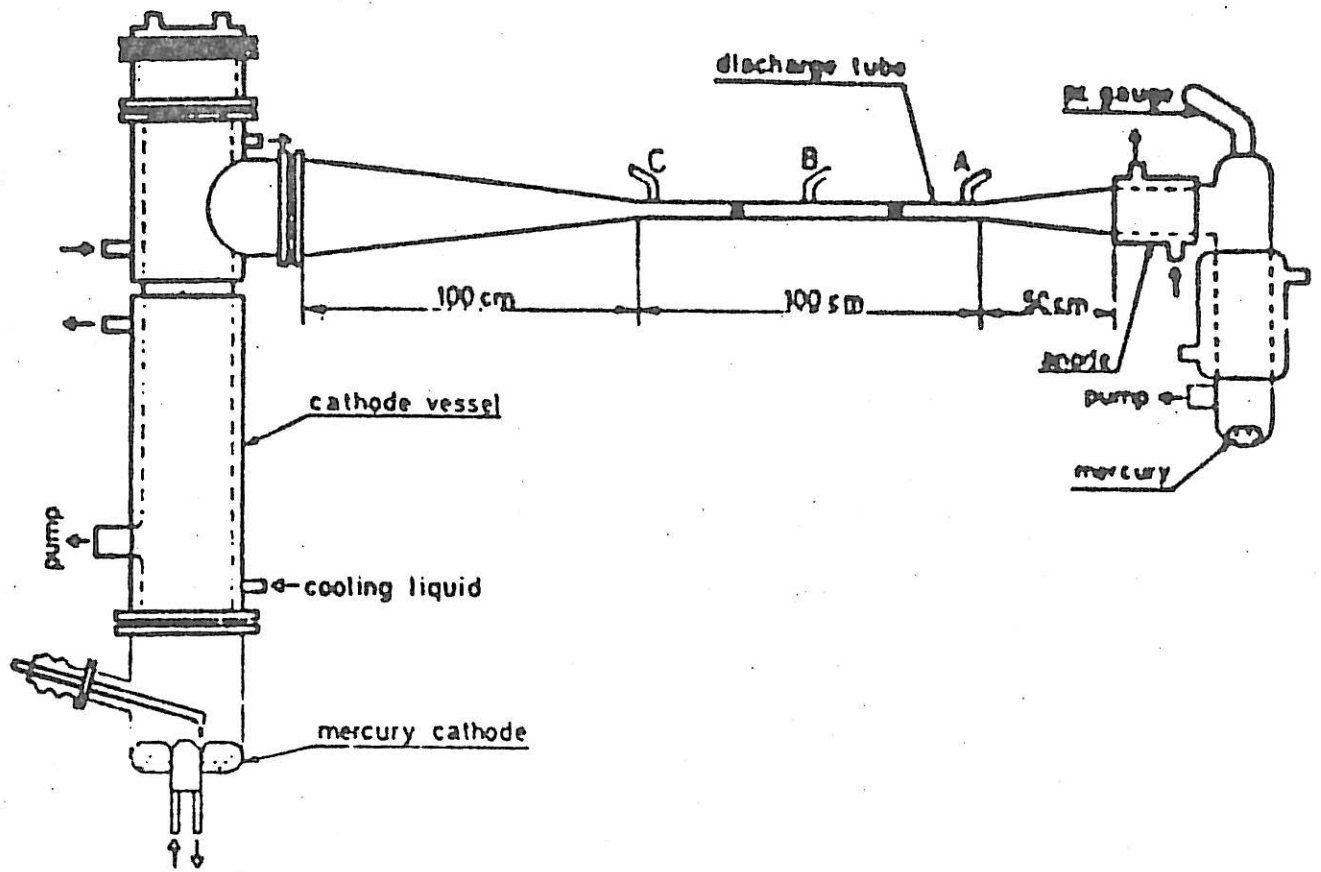


FIGURE I:4

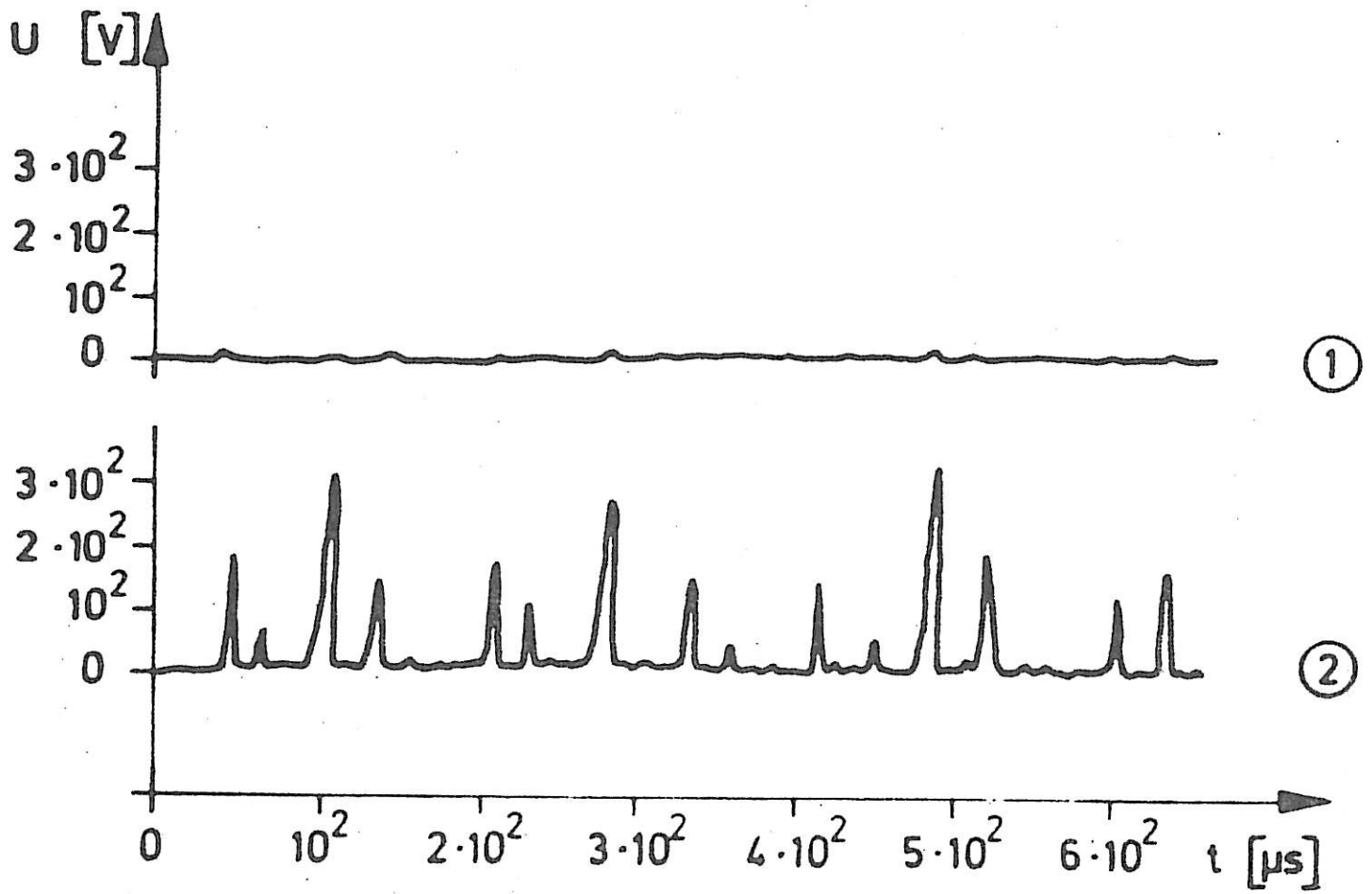
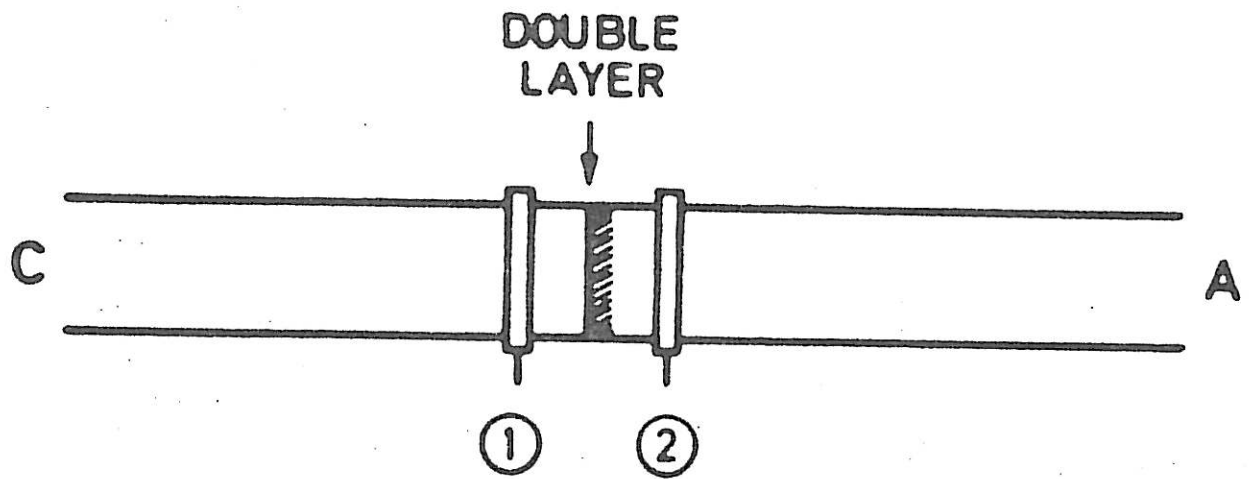


FIGURE I:5(a)

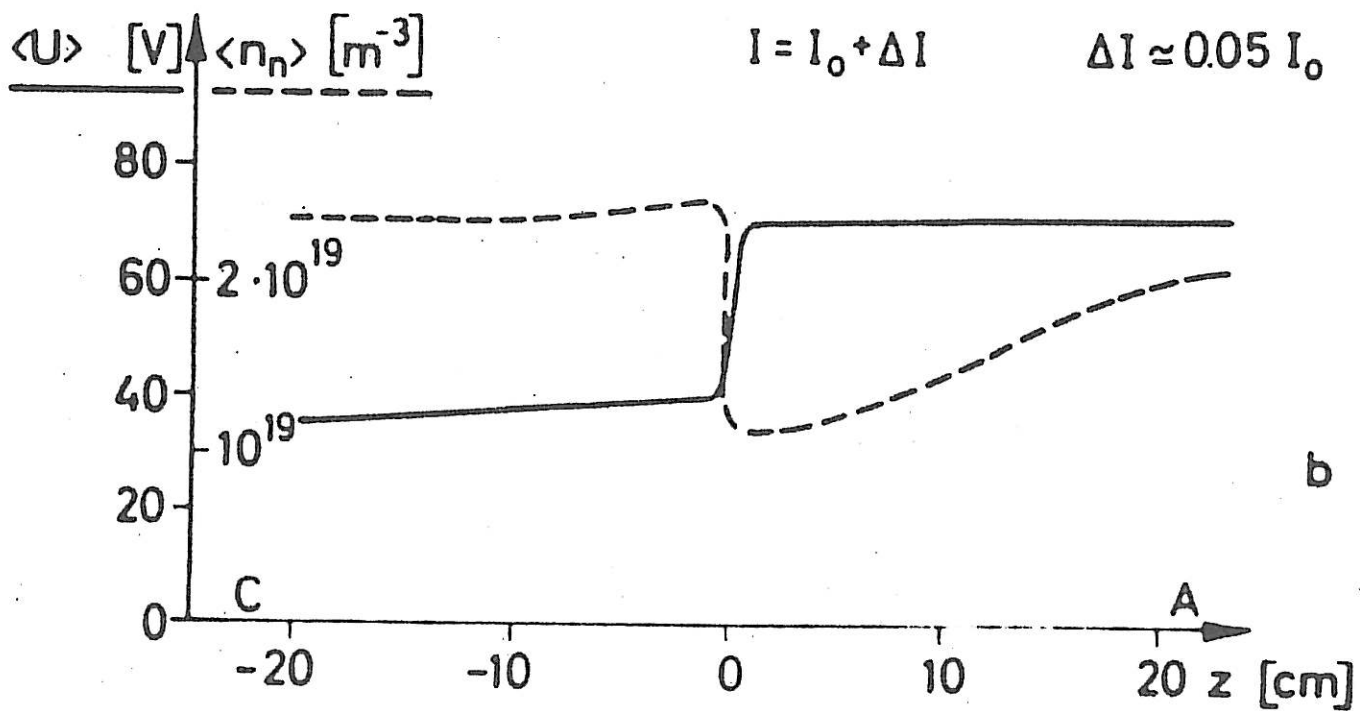
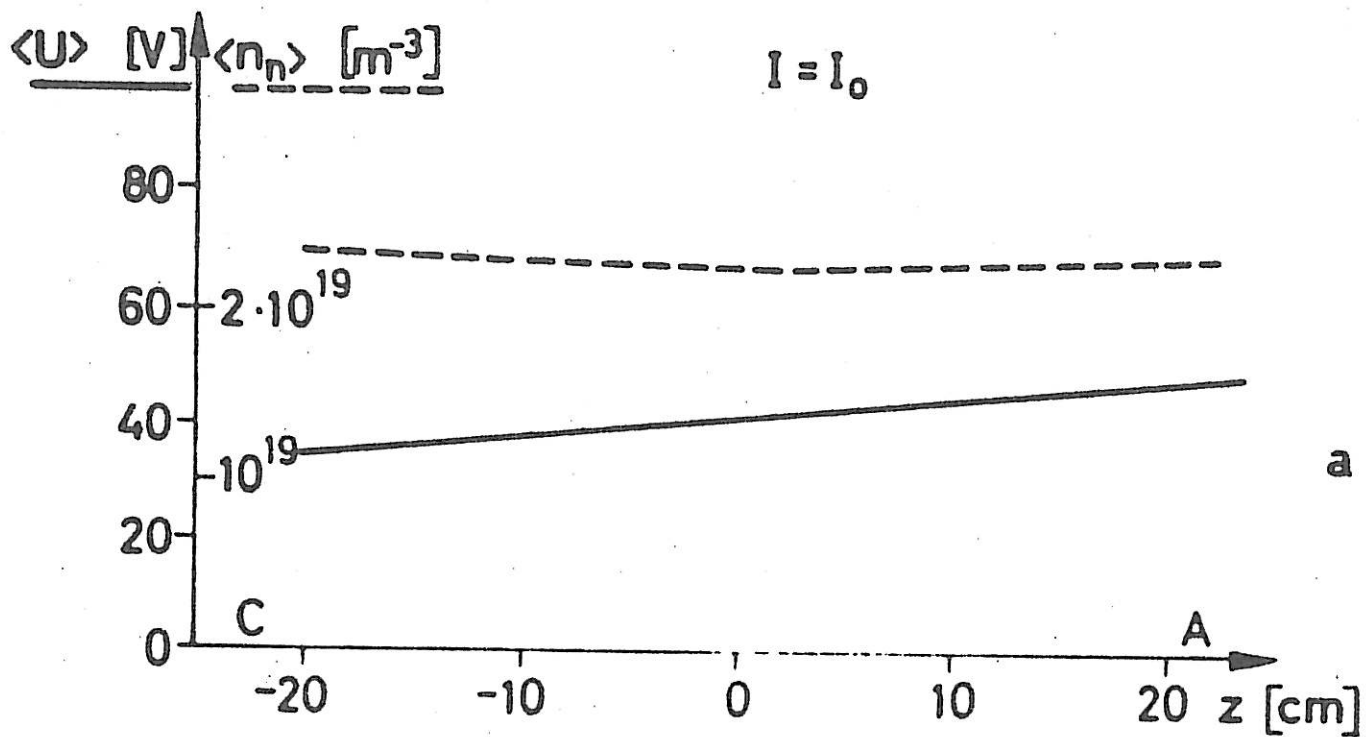


FIGURE 1:5(b)

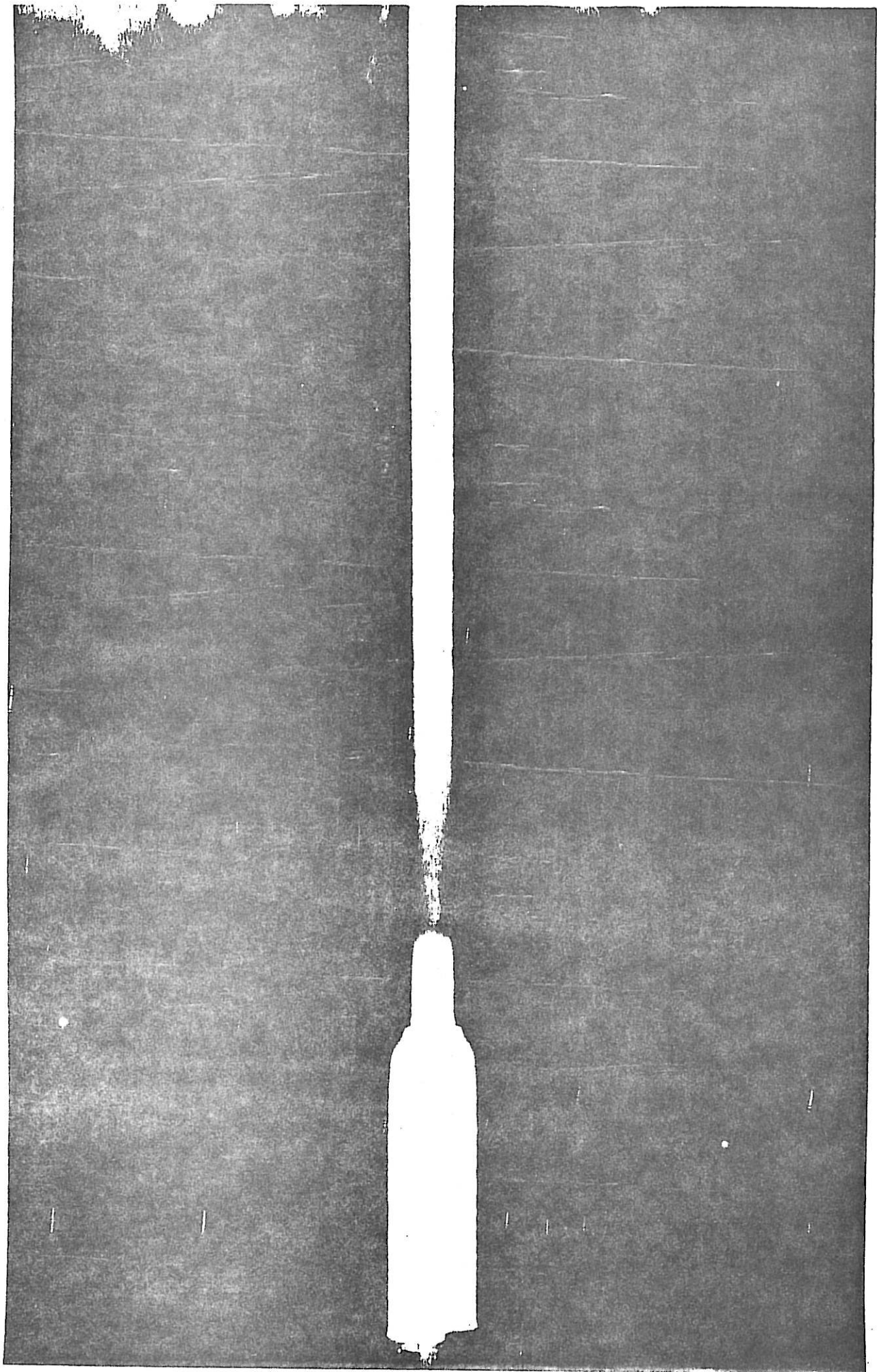


FIGURE I:5(c)

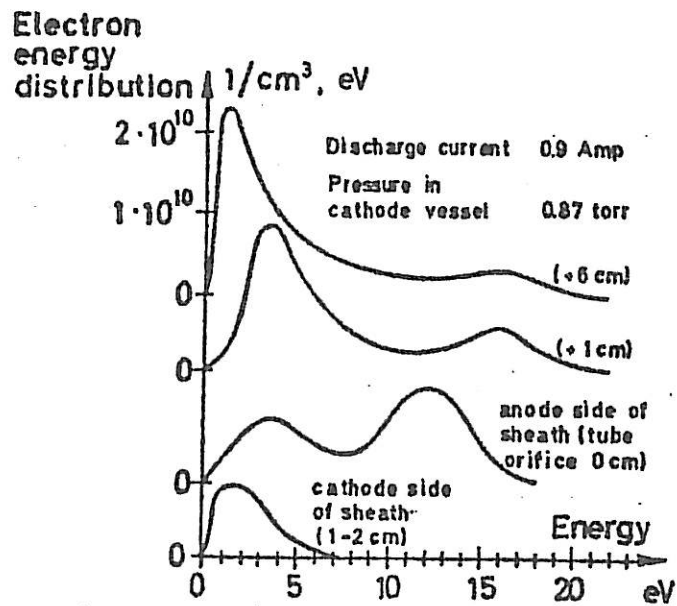


FIGURE I:6

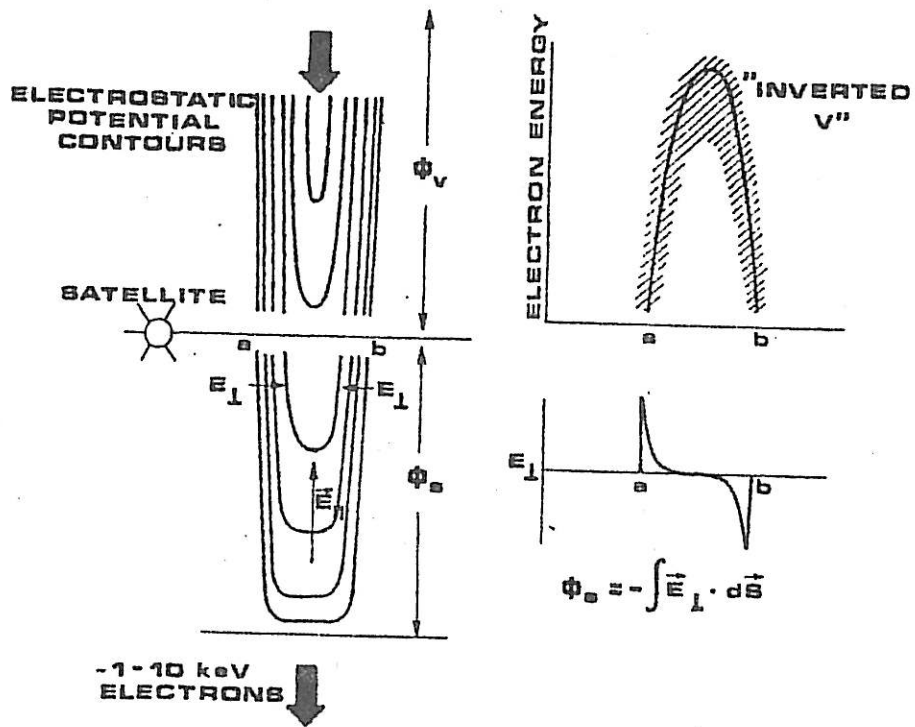


FIGURE 1:7

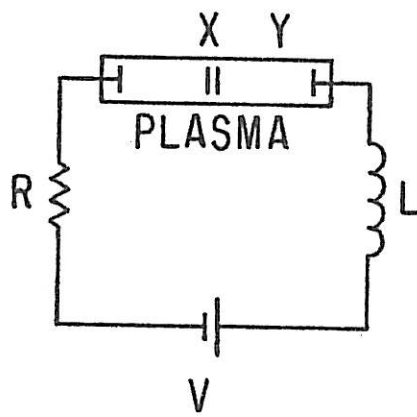


FIGURE 1:8

IF ELECTRIC CURRENT FLOWS IN A PLASMA

THE PLASMA PROPERTIES DEPEND

NOT ONLY ON THE LOCAL PARAMETERS

BUT ALSO ON THE WHOLE CIRCUIT.

HENCE EVEN UNDER NON-STATIONARY CONDITIONS

MAGNETIC MERGING THEORIES ARE ERRONEOUS.

FIGURE I:9

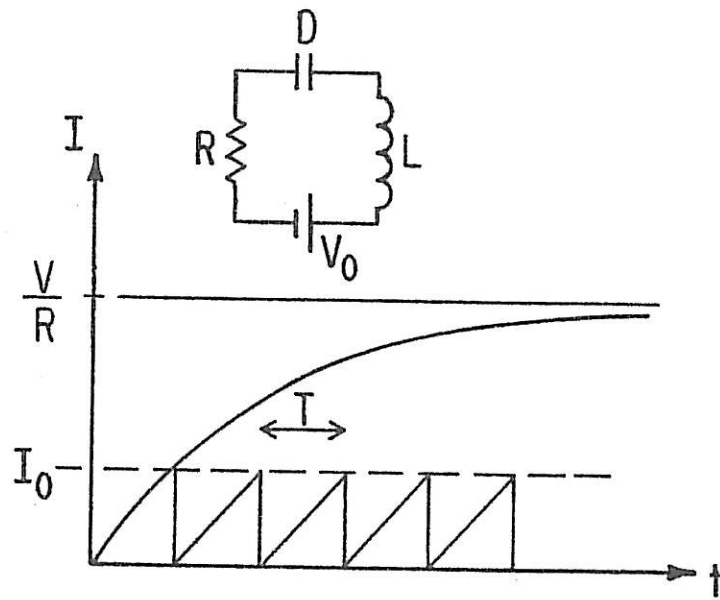


FIGURE I:10

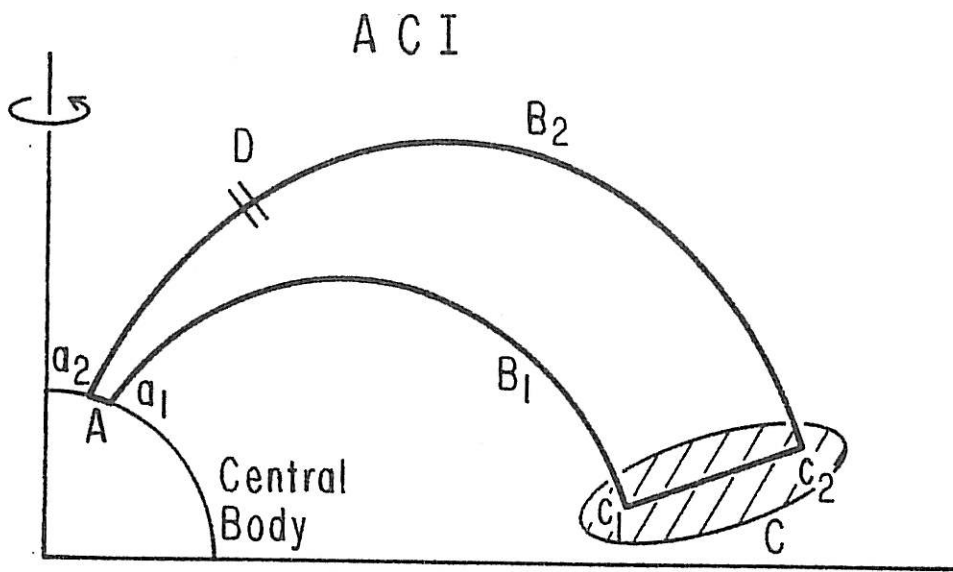
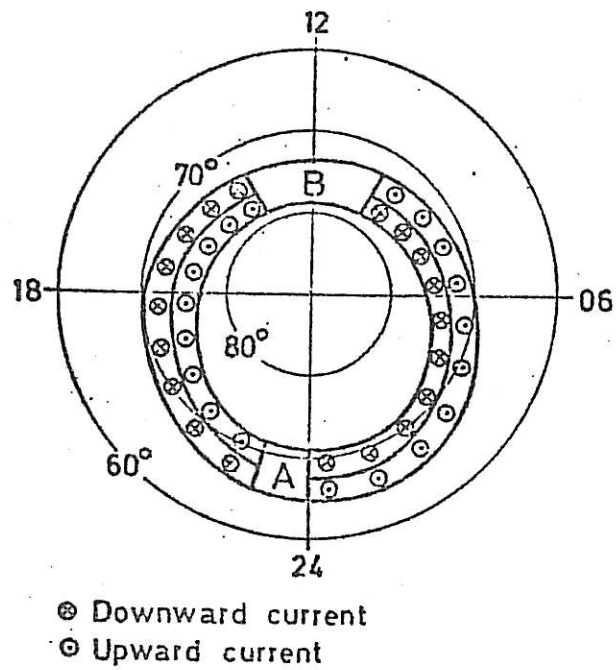
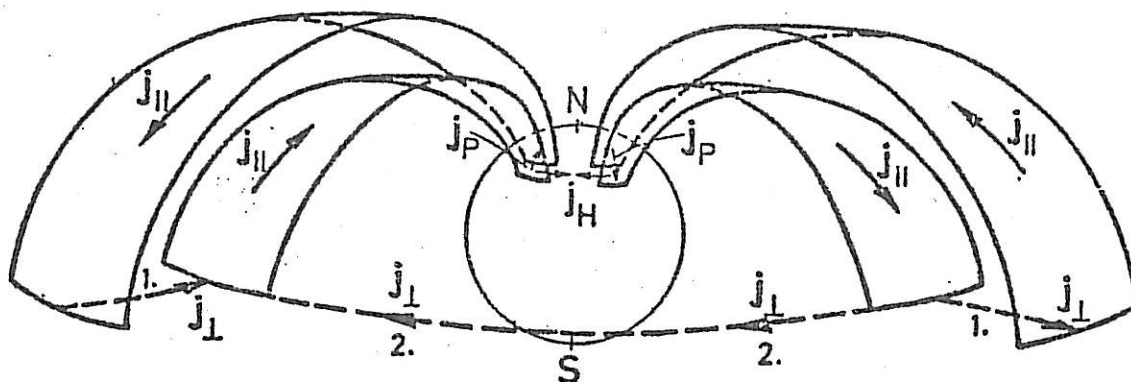


FIGURE II:1



Average large-scale Birkeland current pattern as observed by Zmuda and Armstrong (1974)

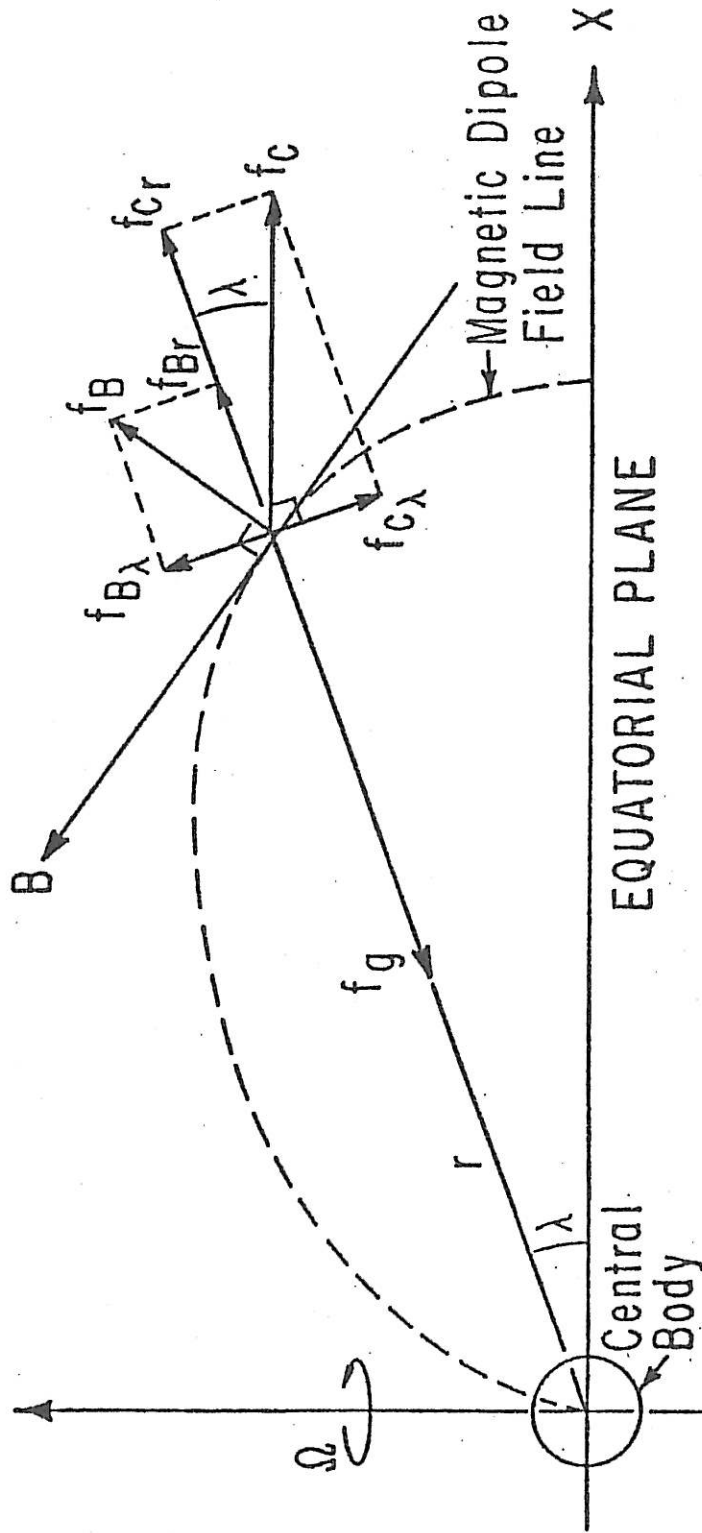
FIGURE II:2



Large-scale Birkeland current sheets shown schematically for a dipolar field geometry with alternative closure paths for the lower latitude sheet currents

FIGURE II:3

FIGURE II:4



Because of the occurrence of double layers D in ACI a rotating central body can never bring a surrounding plasma cloud into complete corotation. The cloud instead reaches a "free-wheeling" state, which is determined by the equilibrium between the centrifugal force f_c , the gravitation f_g and the electromagnetic force f_b . Under free-wheeling conditions f_c is always smaller than f_g and the plasma can never "inflate" the magnetic field.

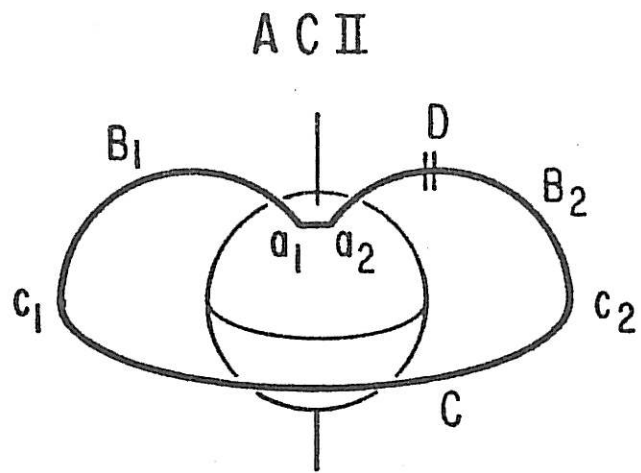
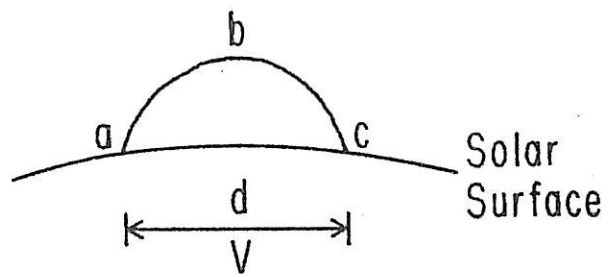


FIGURE II:5



General Solar Activity Circuit

FIGURE II:6

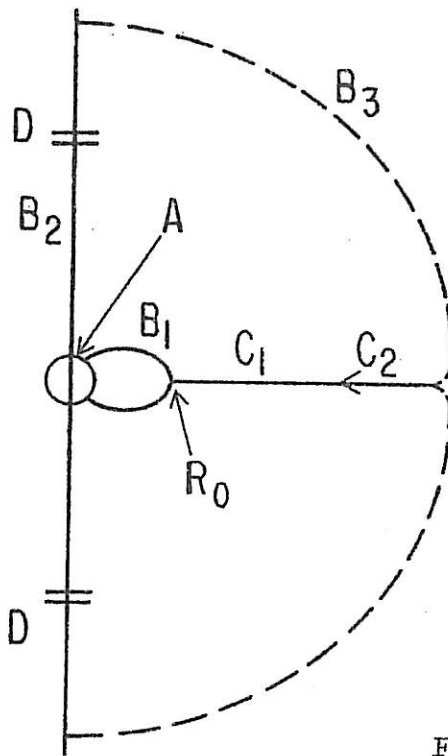


FIGURE II:7(a)

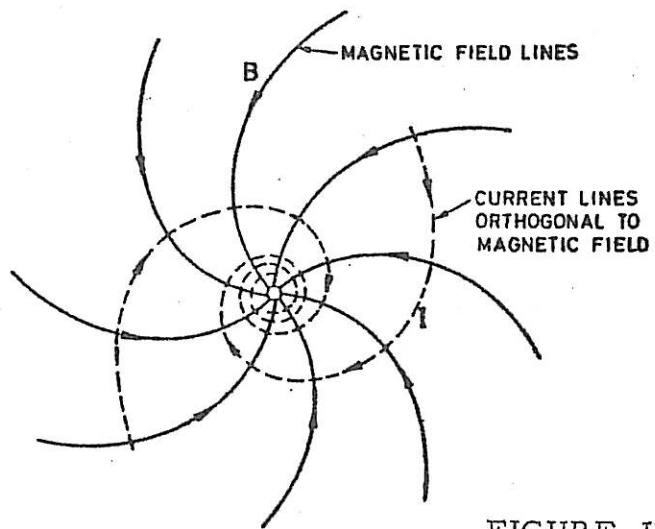


FIGURE II:7(b)

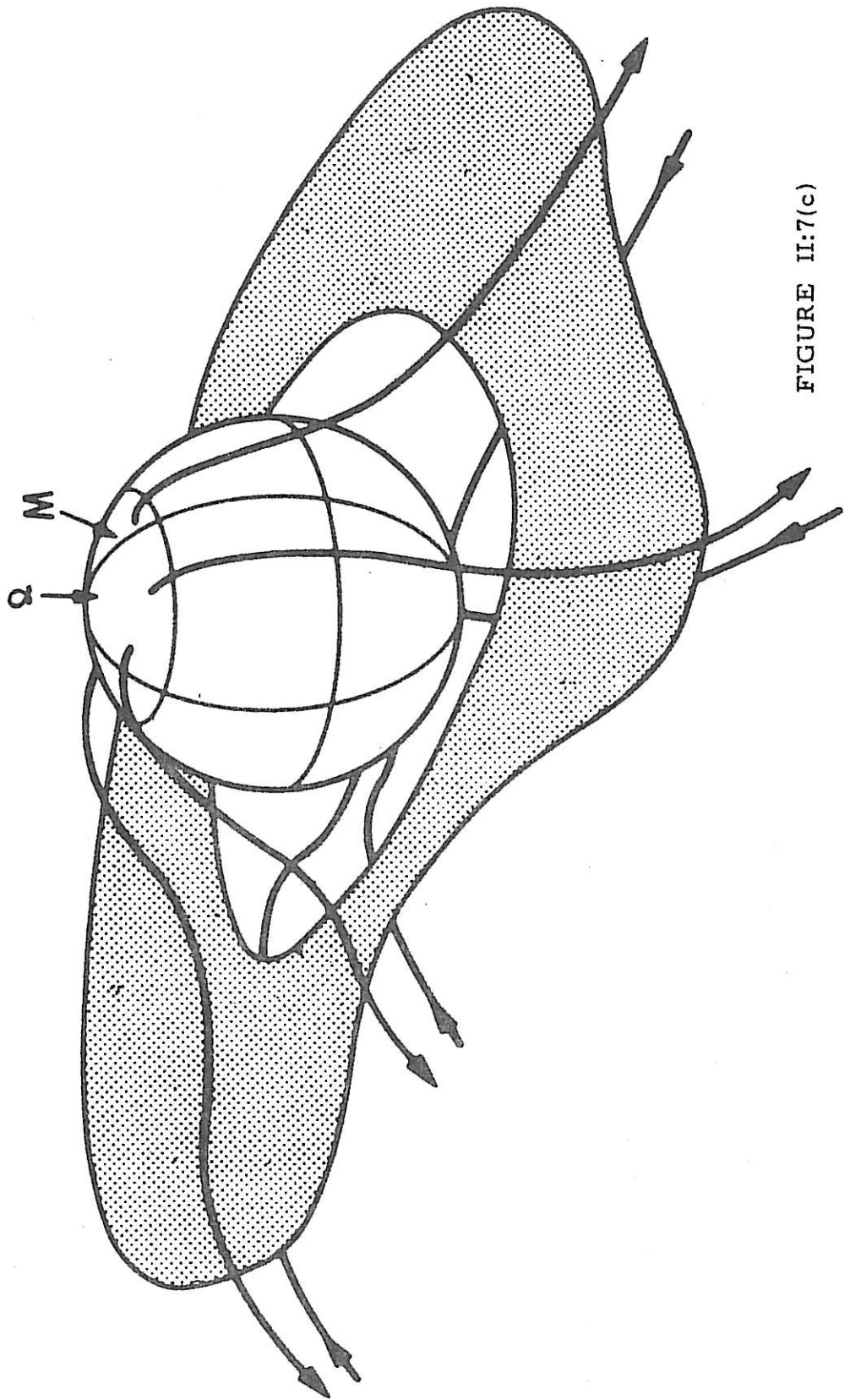


FIGURE II:7(c)

T.C.

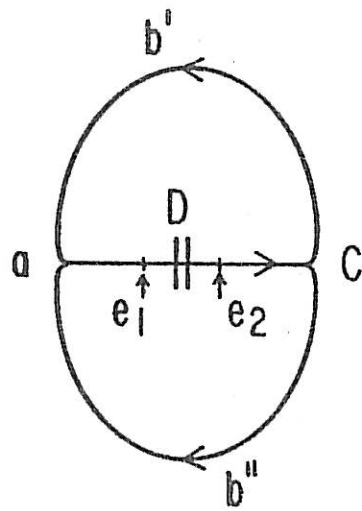


FIGURE II: 8

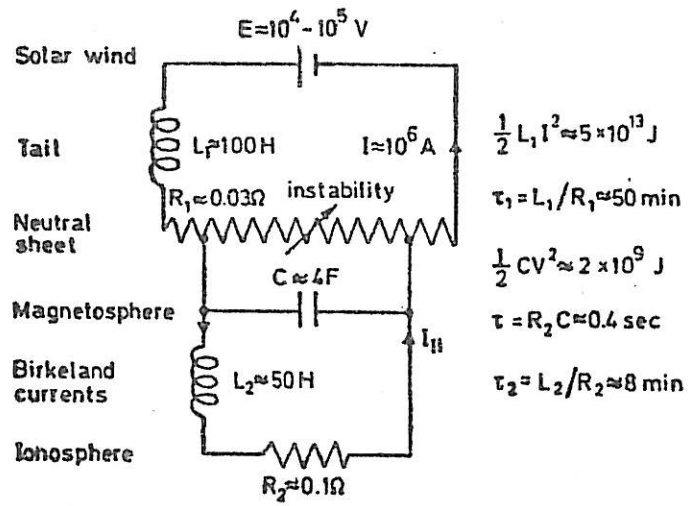
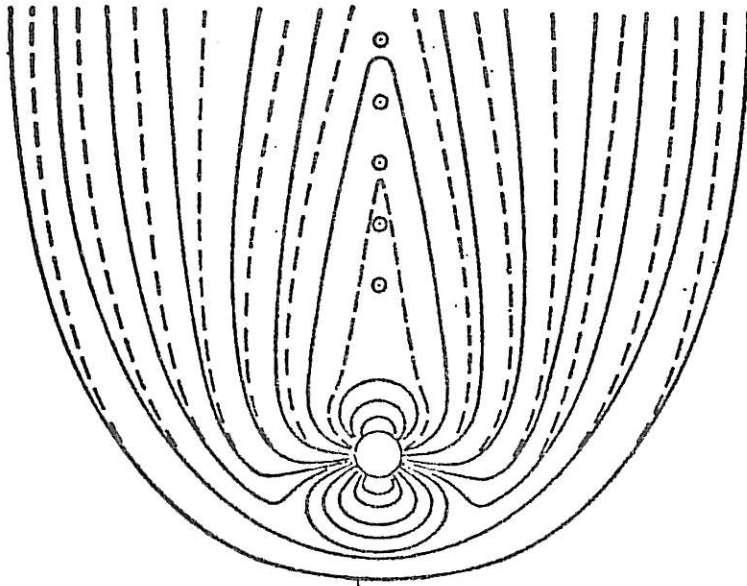
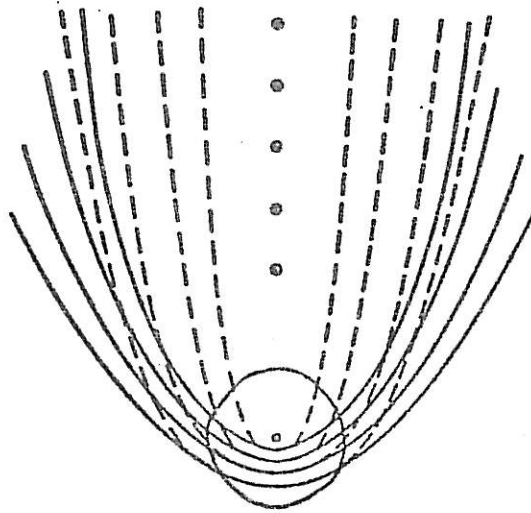


FIGURE II:9

MAGNETOTAIL



COMET



Similarity between the magnetosphere and a comet (Ip and Mendis, 1976). Current disruption which causes repetitive substorms in the magnetosphere (compare Fig. I:10) also causes the "folding umbrella" phenomenon in comets, and simultaneous brightening of the coma.

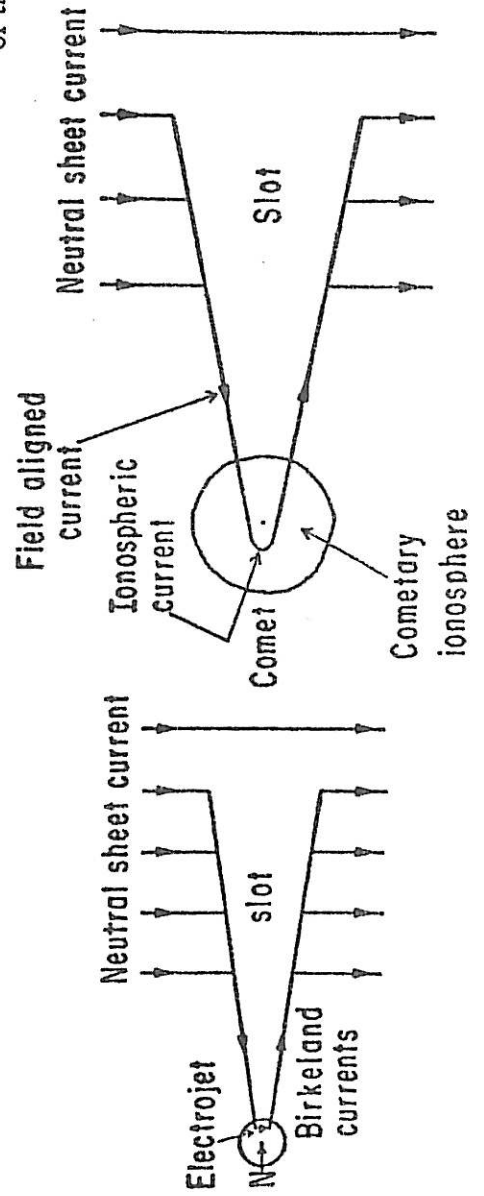


FIGURE II:10

TRITA-EPP-77-14

Royal Institute of Technology, Department of Plasma Physics,
Stockholm, Sweden

ELECTRIC CURRENTS IN COSMIC PLASMAS

H. Alfvén

May 1977, 75 p. incl. ill., in English

Since the beginning of the century physics has been dualistic in the sense that some phenomena are described by a field concept, others by a particle concept. This dualism is essential also in the physics of cosmical plasmas: some phenomena should be described by a magnetic field formalism, others by an electric current formalism.

During the first period of evolution of cosmic plasma physics the magnetic field aspect has dominated, and a fairly exhaustive description has been given of those phenomena - like the propagation of waves - which can be described in this way. We have now entered a second period which is dominated by a systematic exploration of the particle (or current) aspect.

A survey is given of a number of phenomena which can be understood only from the particle aspect. These include the formation of electric double layers, the origin of "explosive" events like magnetic substorms and solar flares, and further, the transfer of energy from one region to another. A useful method of exploring many of these phenomena is to draw the electric circuit in which the current flows and study its properties. A number of simple circuits are analyzed in this way.

Key words: Cosmic plasma physics, Electric currents in plasmas, Magnetic merging, Magnetospheric physics, Interplanetary currents, Double radio galaxies