


ARMY RESEARCH LABORATORY



Electrothermal-Chemical (ETC) Temperature Sensitivity of JA2 7 Perf Propellant

M. Del Guercio
I. Stobie
W. Oberle

ARL-TN-67

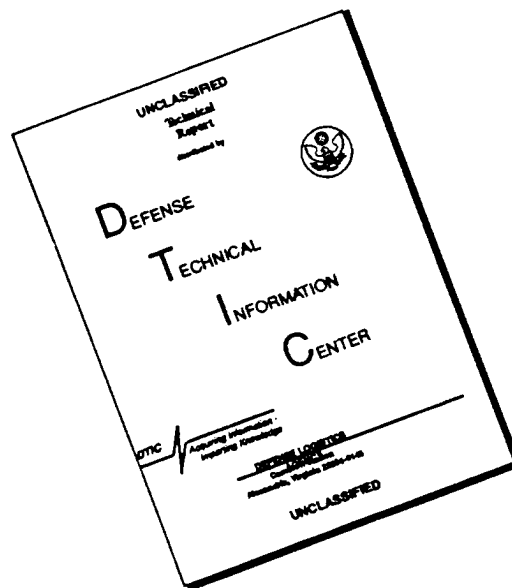
June 1996

19960627 021

APPROVED FOR PUBLIC RELEASE; DISTRIBUTION IS UNLIMITED.

DTIC QUALITY INSPECTED 1

DISCLAIMER NOTICE



THIS DOCUMENT IS BEST QUALITY AVAILABLE. THE COPY FURNISHED TO DTIC CONTAINED A SIGNIFICANT NUMBER OF PAGES WHICH DO NOT REPRODUCE LEGIBLY.

NOTICES

Destroy this report when it is no longer needed. DO NOT return it to the originator.

Additional copies of this report may be obtained from the National Technical Information Service, U.S. Department of Commerce, 5285 Port Royal Road, Springfield, VA 22161.

The findings of this report are not to be construed as an official Department of the Army position, unless so designated by other authorized documents.

The use of trade names or manufacturers' names in this report does not constitute indorsement of any commercial product.

REPORT DOCUMENTATION PAGE			Form Approved OMB No. 0704-0188	
Public reporting burden for this collection of information is estimated to average 1 hour per response, including the time for reviewing instructions, searching existing data sources, gathering and maintaining the data needed, and completing and reviewing the collection of information. Send comments regarding this burden estimate or any other aspect of this collection of information, including suggestions for reducing this burden, to Washington Headquarters Services, Directorate for Information Operations and Reports, 1215 Jefferson Davis Highway, Suite 1204, Arlington, VA 22202-4302, and to the Office of Management and Budget, Paperwork Reduction Project (0704-0188), Washington, DC 20503.				
1. AGENCY USE ONLY (Leave blank)	2. REPORT DATE June 1996	3. REPORT TYPE AND DATES COVERED Final, 1-31 March 1995		
4. TITLE AND SUBTITLE Electrothermal-Chemical (ETC) Temperature Sensitivity of JA2 7 Perf Propellant			5. FUNDING NUMBERS PR: 1L162618AH80	
6. AUTHOR(S) M. Del Guercio, I. Stobie, and W. Oberle				
7. PERFORMING ORGANIZATION NAME(S) AND ADDRESS(ES) U.S. Army Research Laboratory ATTN: AMSRL-WT-PA Aberdeen Proving Ground, MD 21005-5066			8. PERFORMING ORGANIZATION REPORT NUMBER ARL-TN-67	
9. SPONSORING / MONITORING AGENCY NAME(S) AND ADDRESS(ES)			10. SPONSORING / MONITORING AGENCY REPORT NUMBER	
11. SUPPLEMENTARY NOTES				
12a. DISTRIBUTION / AVAILABILITY STATEMENT Approved for public release; distribution is unlimited.			12b. DISTRIBUTION CODE	
13. ABSTRACT (Maximum 200 words) The temperature sensitivity of JA2 7 perf propellant was studied by conditioning it to 21.1° C, 48.9° C, and -31.7° C. The firings were conducted in a 120-cc closed chamber, conventionally and with plasma injection (ETC), using a 1.2-ms pulse width provided by four banks of a 400 kJ PFN (Pulse Forming Network). The study showed a decrease in the burn rate between the ETC firings at 21.1° C and the conventional at the same temperature, but it showed an increase in the burn rate for the 48.9° C and -31.7° C cases, respectively.				
14. SUBJECT TERMS electrothermal-chemical, propellant, JA2 7 perf propellant, sensitivity			15. NUMBER OF PAGES 55	
			16. PRICE CODE	
17. SECURITY CLASSIFICATION OF REPORT UNCLASSIFIED	18. SECURITY CLASSIFICATION OF THIS PAGE UNCLASSIFIED	19. SECURITY CLASSIFICATION OF ABSTRACT UNCLASSIFIED	20. LIMITATION OF ABSTRACT SAR	

INTENTIONALLY LEFT BLANK.

TABLE OF CONTENTS

	<u>Page</u>
LIST OF FIGURES	v
1. BACKGROUND	1
2. EXPERIMENTAL FIRINGS	1
3. SUMMARY OF RESULTS	1
4. CONCLUSIONS	6
5. REFERENCES	9
APPENDIX A: CONVENTIONAL AND ETC SET UP FOR 120 CC CLOSED CHAMBER	11
APPENDIX B: TEST FIRING MATRIX	15
APPENDIX C: FIRING INFORMATION DATA SHEETS	19
APPENDIX D: EXPERIMENTAL PRESSURE AND PFN ENERGY OUTPUT	27
APPENDIX E: BURN RATES	37
DISTRIBUTION LIST	59

INTENTIONALLY LEFT BLANK.

LIST OF FIGURES

<u>Figure</u>	<u>Page</u>
1. Conventional firings at 21.1° C, 48.9° C, and -31.7° C	2
2. "Ambient" plasma burn rates vs. "ambient" conventional	3
3. "Hot" plasma burn rates vs. "hot" conventional	3
4. "Cold" plasma burn rates vs. "cold" conventional	4
5. "Ambient" plasma vs. "conventional" at 21.1° C and 48.9° C	5
6. "Hot" plasma vs. "conventional" at 21.1° C and 48.9° C	5
7. "Cold" plasma vs. "conventional" at 21.1° C and -31.7° C	6
A-1. ETC closed vessel and PFN layout	13
A-2. Conventional mode data acquisition layout	13
A-3. ETC mode data acquisition layout	14
D-1. Ident 4115S1 (ETC), pressure vs. time.	29
D-2. Ident 4115S1 (ETC), energy vs. time.	29
D-3. Ident 4115S2 (ETC), pressure vs. time.	30
D-4. Ident 4115S2 (ETC), energy vs. time.	30
D-5. Ident 4125S3(ETC), pressure vs. time.	31
D-6. Ident 4125S3 (ETC), energy vs. time.	31
D-7. Ident 4175S4 (ETC), pressure vs. time.	32
D-8. Ident 4175S4 (ETC), energy vs. time.	32
D-9. Ident 4205S5 (ETC), pressure vs. time.	33
D-10. Ident 4205S5 (ETC), energy vs. time.	33

<u>Figure</u>	<u>Page</u>
D-11. Ident 4205S6 (ETC), pressure vs. time.	34
D-12. Ident 4205S6 (ETC), energy vs. time.	34
D-13. Ident 4255S7 (conventional), pressure vs. time.	35
D-14. Ident 4265S8 (conventional), pressure vs. time.	35
D-15. Ident 4275S9 (conventional), pressure vs. time.	36

1. BACKGROUND

Electrothermal and Chemical (ETC) closed chamber firings in support of the US Army's ETC propulsion technology program using JA2, 7 perf propellant (RAD-PE-792-71), were conducted in April 1995. These firings used a 400 kJ upgraded pulse forming network (Del Guercio et al. 1995) to determine the temperature sensitivity of the propellant. A modified configuration consisting of four banks was used instead of the full eight banks (eight capacitors and eight inductors), with the purpose of using a shorter 1.2 ms pulse length instead of the full 2.4 ms. To obtain an energy output in the range of 20 kJ, a charging voltage of 4 kV was selected (Del Guercio et al. 1996).

2. EXPERIMENTAL FIRINGS

Nine firings were conducted in this series. The first six consisted of three pairs of ETC firings done at three different temperature ranges; 21.10° C, 48.9° C, and -31.7° C. They will be referred to as "ambient" plasma, "hot" plasma and "cold" plasma firings. The last series of three firings consisted of the baselines for the previous six, and were comprised of conventional firings (via electric match ignition and FFFG black powder pellets), fired at the same temperatures (i.e., 21.1° C, 48.9° C, and -31.7° C). The firing information sheets for these firings are included in Appendix C. Experimental pressure and PFN energy are shown in Appendix D, and the actual burn rate data are shown in Appendix E.

3. SUMMARY OF RESULTS

The three baseline tests obtained through conventional firings (non-ETC firings), ident 04255S7 at 21.1° C, 04265S8 at -31.7° C and 04275S9 at 48.9° C are shown in Figure 1. These plots indicate that for the conventional firing the burning rate of the propellant depends on its conditioning temperature, as the ambient locus is displayed between the hot and the cold.

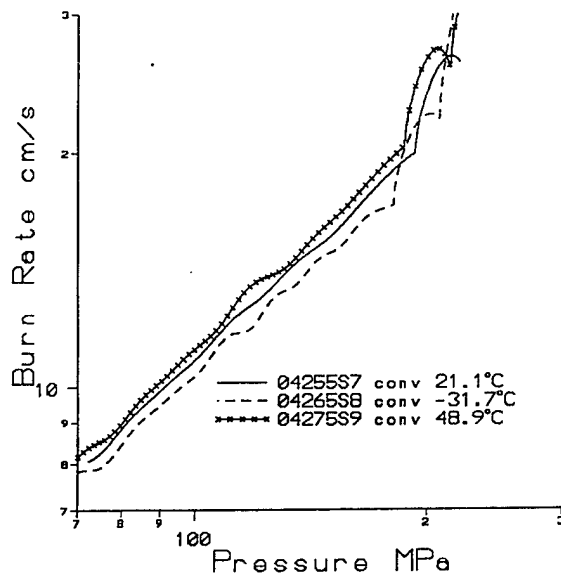


Figure 1. Conventional firings at 21.1° C, 48.9° C, and -31.7° C.

The plasma firings (ETC firings) done at "ambient" (21.1° C), hot (48.9° C) and cold (-31.7° C) temperatures, correspond to the idents 04115S1 and 04115S2 for ambient, 04125S3 and 04175S4 for hot, and 04205S5 and 04205S6 for cold, respectively.

Burn rates for the plasma firings performed at "ambient" temperature (21.1° C) are plotted vs. the conventional firing at the same temperature (Figure 2). The "ambient" plasma burn rates (idents 04115S1 and 04115S2) show a decrease with respect to the "conventional" burn rate baseline at 21.1° C (ident 04255S7).

Burn rates for the "hot" plasma firings performed at 48.9° C (idents 04125S3 and 04175S4) are plotted along with the "conventional" burn rate at the same temperature (ident 04275S9) on Figure 3. An enhancement of the burn rates for the plasma "hot" tests can be observed with respect to the "conventional" baseline at the same temperature.

Burn rates for the "cold" plasma (-31.7° C) firings are plotted (idents 04205S5 and 04205S6) vs. the "conventional" burn rate at the same temperature (ident 04265S8) in Figure 4. Also in

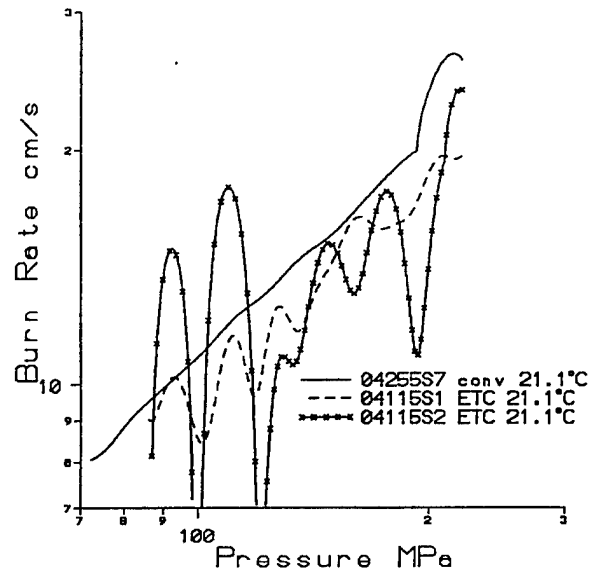


Figure 2. "Ambient" plasma burn rates vs. "ambient" conventional.

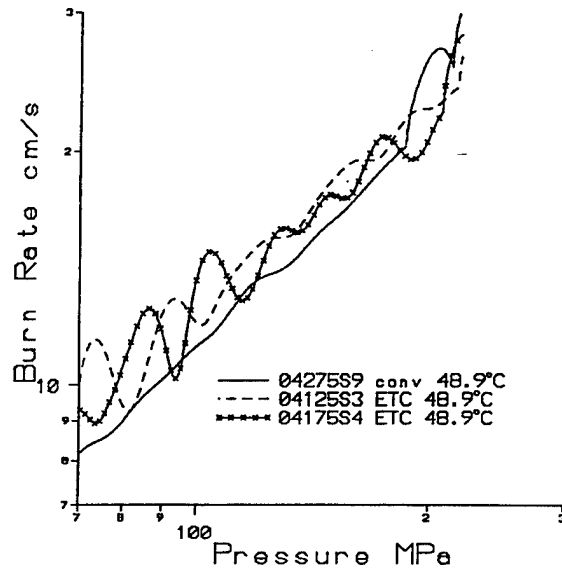


Figure 3. "Hot" plasma burn rates vs. "hot" conventional.

this case, an enhancement on the burn rates for the "cold" test can be observed with respect to the "conventional" burn rate baseline at the same temperature.

To compare the effects of plasma injection on the propellant conditioned at the three different temperatures, burn rate change vs. pressure is plotted as:

- 1) "Ambient" plasma(21.1° C) burn rate vs. "conventional" burn rate baselines at 21.1° C and 48.9° C (Figure 5).
- 2) "Hot" plasma (48.9° C) burn rate vs. "conventional" burn rate baselines at 21.1° C and 48.9° C (Figure 6).
- 3) "Cold" plasma (-31.7° C) burn rate vs. "conventional" burn rate baselines at 21.1° C and -31.7° C (Figure 7).

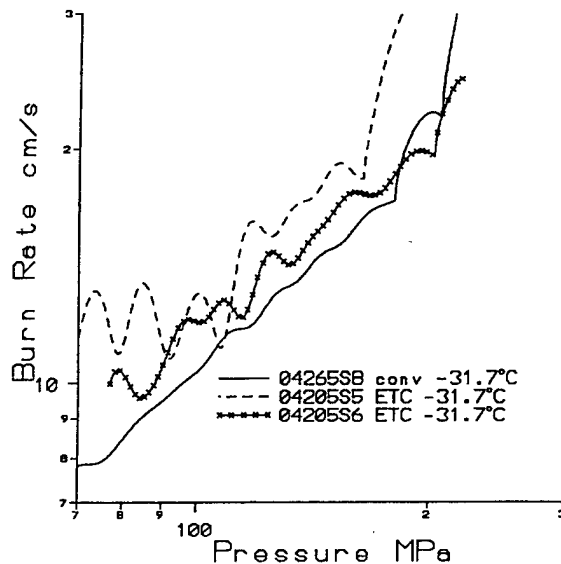


Figure 4. "Cold" plasma burn rates vs. "cold" conventional.

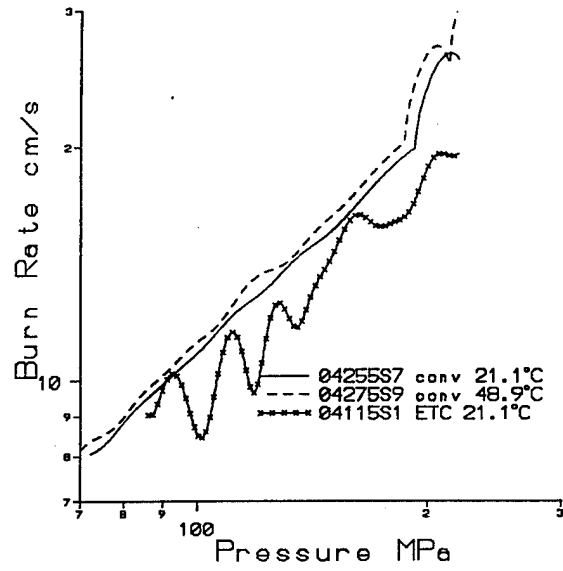


Figure 5. "Ambient" plasma vs. "conventional" at 21.1° C and 48.9° C.

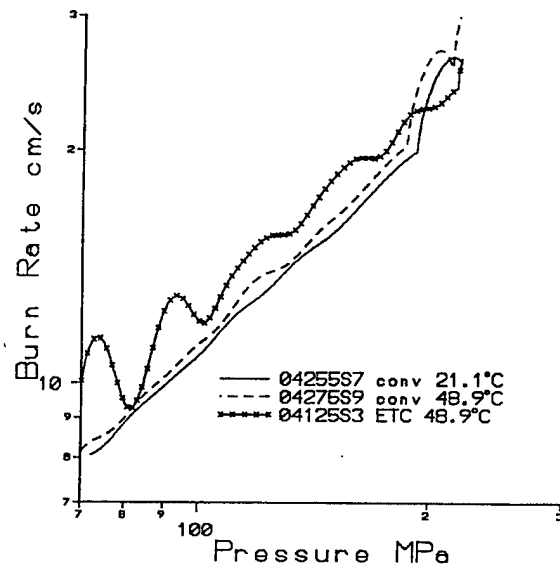


Figure 6. "Hot" plasma vs. "conventional" at 21.1° C and 48.9° C.

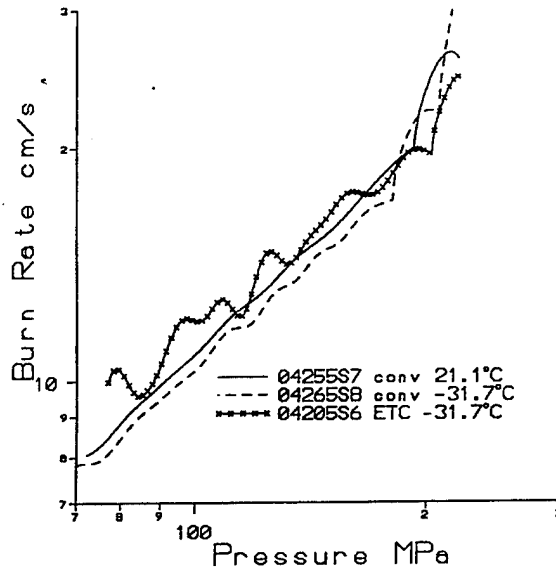


Figure 7. "Cold" plasma vs. "conventional" at 21.1° C and -31.7° C.

4. CONCLUSIONS

The burn rate percent differences between the "ambient" plasma (Figure 5) and the "ambient" conventional baseline is 14% (negative). The burn rate percent difference between the "hot" plasma (Figure 6) and the "hot" conventional baseline is 11.5%, while the burn rate percent difference between the "cold" plasma (Figure 7) and the "cold" conventional baseline is about 11.2%.

The injection of the "hot" plasma at 48.9° C (Figure 6) shows a more enhanced burn rate than the "cold" plasma firing at -31.7° C (Figure 7), while Figure 5 shows no enhancement at all for the "ambient" plasma injection.

The burn rate obtained for the "ambient" plasma injection agrees with previous data (Fortier et al. 1992) in which no noticeable effect has been observed for ETC firings at room temperature.

The increase on the burn rates for the "hot" plasma injection and the "hot" conventional cases, could be explained as related to the added energy used to condition the propellant up to 48.9° C.

One possible scenario for the behavior of the "cold" plasma (-31.7° C) firing, could be the fragmentation of the cold conditioned propellant as is impacted by the pressure waves and the initial plasma jet. This fragmentation would cause an increase in the propellant surface area which will then cause an increase in the apparent burning rate. Further tests will determine the repeatability of the "cold" conventional below the "ambient" conventional baseline.

INTENTIONALLY LEFT BLANK.

5. REFERENCES

- Del Guercio, M., H. Burden, I. Stobie, and K. White. "A Pulse-Forming Network Design for Electrothermal-Chemical (ETC) Combustion Characterization of Solid Propellants." ARL-MR-261, U.S. Army Research Laboratory, Aberdeen Proving Ground, MD, September 1995.
- Del Guercio, M., I. Stobie, and W. Oberle. "JA2 Firings With Modified 400 kJ Pulser." ARL-TN-66, U.S. Army Research Laboratory, Aberdeen Proving Ground, MD, May 1996.
- Fortier, S., K. White, A. Juhasz, M. Del Guercio, and G. Katulka. "Combustion Characterization of Plasma-Augmented ETC Solid Propellants." 29th JANNAF Combustion Subcommittee Meeting, Hampton, VA, October 1992.

INTENTIONALLY LEFT BLANK.

APPENDIX A:

CONVENTIONAL AND ETC SETUP

FOR 120 CM³ CLOSED CHAMBER

INTENTIONALLY LEFT BLANK.

The pulse forming network (PFN) configuration used for the closed chamber plasma injection uses only four banks (four capacitor-inductor sets) of the eight available. The pulse obtained is close to the 1.2-ms width desired. Figure A-1 schematic shows two of the banks and the PFN and closed vessel layout. Instrumentation for the conventional firing is shown in Figure A-2, where electric match ignition is obtained through an "impulse" firing box and data is recorded on the oscilloscopes through fiber optic links. Plasma injection (ETC) is obtained by discharge of the energy stored in the PFN as its closing switch (ignitron) is activated by a trigger signal. The configuration for ETC data acquisition is shown in Figure A-3.

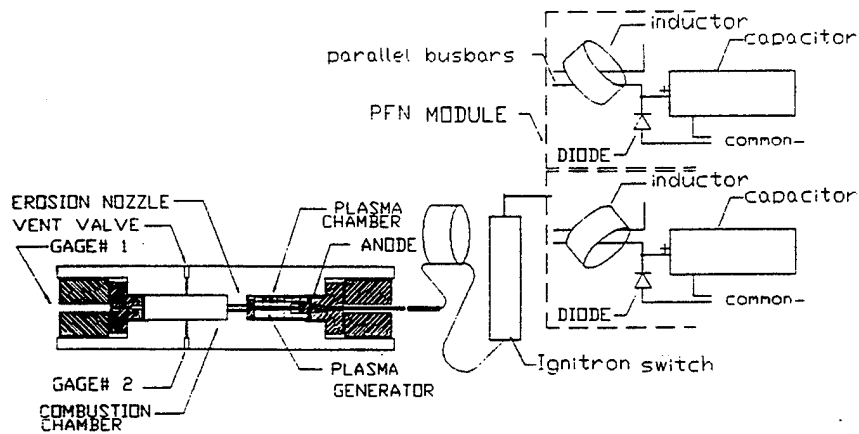


Figure A-1. ETC closed vessel and PFN layout.

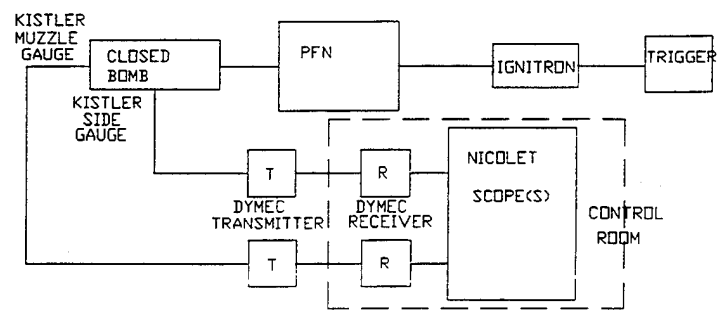


Figure A-2. Conventional mode data acquisition layout.

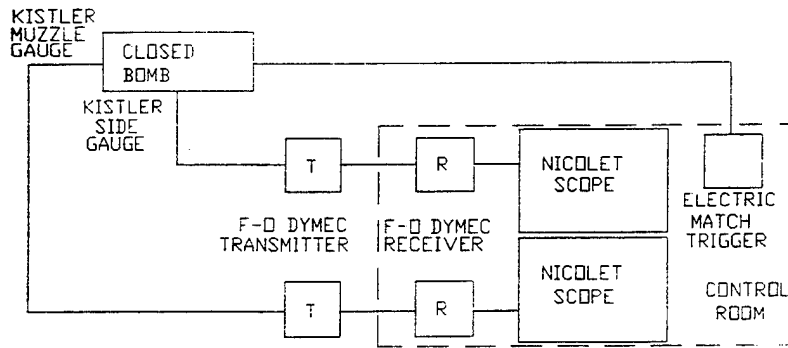


Figure A-3. ETC mode data acquisition layout.

APPENDIX B:

TEST FIRING MATRIX

INTENTIONALLY LEFT BLANK.

Table B-1 below, shows the sequence of the firings according to the order they were conducted. The conventional firings show zero electrical energy (kJ), zero electrical energy density (kJ/g), and zero pulse forming network (PFN) charging voltage (kV).

Table B-1. JA2 7 Perf Temperature sensitivity firings

ID No.	Loading Density (g/cm ³)	Temp (C°)	Energy (kJ)	Electrical Energy Density (kJ/g)	PFN Charging Voltage (kV)
04115S1	0.22	21.1	21	0.78	4
04115S2	0.22	21.1	21	0.78	4
04125S3	0.22	48.9	22	0.82	4
04175S4	0.22	48.9	21	0.78	4
04205S5	0.22	-31.7	24	0.89	4
04205S6	0.22	-31.7	23	0.86	4
04255S7	0.23	21.1	0	0	0
04265S8	0.22	-31.7	0	0	0
04275S9	0.22	48.9	0	0	0

INTENTIONALLY LEFT BLANK.

APPENDIX C:

FIRING INFORMATION DATA SHEETS

INTENTIONALLY LEFT BLANK.

ETCTEML1 INFORMATION SHEET FOR ETC CLOSED CHAMBER FIRING
DATE:04/11/95 SERIES RUN=: 1 PROJECT: 129.0 CLOSED CHAMBER
PROPELLANT TYPE:JA2:7perf;LOT ::RAD-PE-792-71 SAMPLE TREATMENT: 70F
SAMPLE WEIGHT:26.934g GRAIN DIMENSION:0.6"L, 0.3"D; 0.03 WEB
CHAMBERVOL:129.4cc CALCMAX PRESSURE: 290MPa WINDOW: 20ms

PFNPULSE LENGTH:1.2ms PFN SCHEMATIC::4caps@830uF ea.&4ind@ 30uHea
PFN Vin DC:4.0kV; EXPECTED ENERGY:18.4kJ@ 70%efficy;WINDOW :4ms
PEARSON'S CAL K:2630;
pfn's ROGOVSKI#2CAL K:82.45E-06;vessel's ROGOVSKI#1CAL K:80.49E+06

MUZZLE GAGE#1 SN(P1): C47189 SIDE GAGE#2 SN(P2): C19928
gage#1:1rstdegfit coeff:5.76E-02;gage#2:1rstdegfit coeff:5.21E-02

CALIBRATION

*****SCOPE A***** *****SCOPE B*****
CAL (DC)VOLTAGE IN :NA CAL (DC)VOLTAGE IN:8.0 V
DISK ID: ETC=4 DISK D: 120cc=4
TRACKID: TRACK ID:6

CAL#1(gage#1)/CHAN 1A: NA CAL#1(gage#1)/CHAN 1A:8.0 V
VCAL VOLTAGE OUT: VCAL VOLTAGE OUT: 9.28V

CAL#2(gage#2)/CHAN 1B:NA CAL#2(gage#2)/CHAN 2A:8.0 V
CAL VOLTAGE OUT: CAL VOLTAGE OUT: 9.07 V

FIRING

***** SCOPE A***** *****SCOPE B*****
DISK ID:ETC#4 DISK ID:120cc#4
TRACK ID:2 TRACK ID:7
SENSITIVITY: MIN SENSITIVITY:MIN

CHANNEL	WINDOW	S.RATE	CHANNEL	WINDOW	S.RATE
1A: P1	20ms	5usxpnt	1A: P1	8.0ms	2usxpnt
1B: P2	20ms	5usxpnt	2A: P2	20ms	5usxpnt
2A:di/dt	4ms	1usxpnt	2A: NA		
2B: V	4ms	1usxpnt	1B: ROGOVVKY#2		
ROGOVSKY#1 (m.A/V.s):1			ROGOVSKY#2 (m.A/V.s):2 μ s _{adm}		

PRESSURE MAX(MPa):150 PRESSURE MAX(MPa):280
SCOPE ID:B SCOPE ID:B
GAGE ID: #1 GAGE ID:#2

NOTES:
1 wrap of cellophane tape
27.346g total weighth

opaque grease in both gage ports

ETCTEML1 INFORMATION SHEET FOR ETC CLOSED CHAMBER FIRING
DATE:04/11/95 SERIES RUN=: 1 PROJECT: 129.0 CLOSED CHAMBER
PROPELLANT TYPE:JA2:7perf;LOT ::RAD-PE-792-71 SAMPLE TREATMENT: 70F
SAMPLE WEIGHT:26.889g GRAIN DIMENSION:0.6"L, 0.3"D; 0.03 WEB
CHAMBERVOL:129.4cc CALCMAX PRESSURE: 290MPa WINDOW: 20ms

PFNPULSE LENGTH:1.2ms PFN SCHEMATIC::4caps@830uF ea.&4ind@ 30uHea
PFN Vin DC:4.0kV; EXPECTED ENERGY:18.4kJ@ 70%efficy;WINDOW :4ms
PEARSON'S CAL K:2630;
pfn's ROGOVSKI#2CAL K:82.45E+06;vessel's ROGOVSKI#1CAL K:82.56E+06

MUZZLE GAGE#1 SN(P1): C47189 SIDE GAGE#2 SN(P2): C19928
gage#1:1rstdegfit coeff:5.76E-02;gage#2:1rstdegfit coeff:5.21E-02

CALIBRATION

*****SCOPE A***** *****SCOPE B*****
CAL (DC)VOLTAGE IN :NA CAL (DC)VOLTAGE IN:8.0 V
DISK ID: ETC=4 DISK D: 120cc=4
TRACKID: TRACK ID:8

CAL#1(gage#1)/CHAN 1A: NA CAL#1(gage#1)/CHAN 1A:8.0 V
VCAL VOLTAGE OUT: VCAL VOLTAGE OUT: 9.235V

CAL#2(gage#2)/CHAN 1B:NA CAL#2(gage#2)/CHAN 2A:8.0 V
CAL VOLTAGE OUT: CAL VOLTAGE OUT: 9.03 V

FIRING

***** SCOPE A***** *****SCOPE B*****
DISK ID:ETC#4 DISK ID:120cc#4
TRACK ID:3 TRACK ID:9
SENSITIVITY: MIN SENSITIVITY:MIN

CHANNEL	WINDOW	S.RATE	CHANNEL	WINDOW	S.RATE
1A: P1	20ms	5usxpnt	1A: P1	8.0ms	2usxpnt
1B: P2	20ms	5usxpnt	2A: P2	20ms	5usxpnt
2A:di/dt	4ms	1usxpnt	2A: NA		
2B: V	4ms	1usxpnt	1B: ROGOVVKY#2		
ROGOVSKY#1 (m.A/V.s)			ROGOVSKY#2 (m.A/V.s)		

PRESSURE MAX(MPa):260 PRESSURE MAX(MPa):270
SCOPE ID:B SCOPE ID:B
GAGE ID:#1 GAGE ID:#2

NOTES: Sample weight: 26.889g
1 wrap of cellophane tape
27.311g total weighth

opaque grease in both gage ports

ETCTEML1 INFORMATION SHEET FOR ETC CLOSED CHAMBER FIRING
 DATE: 04/19/95 SERIES RUN#: 3 PROJECT: 129.0 CLOSED CHAMBER
 PROPELLANT TYPE: JA2; 7perf; LOT #: RAD-PE-792-71 SAMPLE TREATMENT: 120F
 SAMPLE WEIGHT: 26.946g GRAIN DIMENSION: 0.6"L, 0.3"D; 0.03 WEB
 CHAMBERVOL: 129.4cc CALCMAX PRESSURE: 290MPa WINDOW: 20ms

PFNPULSE LENGTH: 1.2ms PFN SCHEMATIC#: 4caps@830uF ea. & 4ind@ 30uHea
 PFN Vin DC: 4.0kV; EXPECTED ENERGY: 18.4kJ@ 70%efficy; WINDOW : 4ms
 PEARSON'S CAL K: 2630;
 vessel's ROGOVSKI#1 CAL K: 82.45E+06; pfn's ROGOVSKI#2 CAL K: 82.55E+06

MUZZLE GAGE#1 SN(P1): C47189 SIDE GAGE#2 SN(P2): C19928
 gage#1: 1rstdegfit coeff: 5.76E-02; gage#2: 1rstdegfit coeff: 5.21E-02

CALIBRATION

*****SCOPE A*****	*****SCOPE B*****
CAL (DC)VOLTAGE IN : NA	CAL (DC)VOLTAGE IN: 8.0 V
DISK ID: ETC#4	DISK D: 120cc#4
TRACKID: _____	TRACK ID: 10
CAL#1(gage#1)/CHAN 1A: NA	CAL#1(gage#1)/CHAN 1A: 8.0 V
VCAL VOLTAGE OUT: _____	CAL VOLTAGE OUT: 9.26V
CAL#2(gage#2)/CHAN 1B: NA	CAL#2(gage#2)/CHAN 2A: 8.0 V
CAL VOLTAGE OUT: _____	CAL VOLTAGE OUT: 9.065 V

FIRING

***** SCOPE A*****	*****SCOPE B*****
DISK ID: ETC#4	DISK ID: 120cc#4
TRACK ID: 4	TRACK ID: 11
SENSITIVITY: MIN	SENSITIVITY: MIN

CHANNEL WINDOW S.RATE	CHANNEL WINDOW S.RATE
1A: P1 20ms 5usxpnt	1A: P1 8.0ms 2usxpnt
1B: P2 20ms 5usxpnt	2A: P2 20ms 5usxpnt
2A: di/dt 4ms 1usxpnt	2A: NA
2B: V 4ms 1usxpnt	1B: ROGOVSKY#2 2usxpnt
ROGOVSKY#1 (m.A/V.s)	ROGOVSKY#2 (m.A/V.s)

PRESSURE MAX(MPa): 260	PRESSURE MAX(MPa): 270
SCOPE ID: B	SCOPE ID: B
GAGE ID: #1	GAGE ID: #2

NOTES: DMS: 04/12/95
 1 wrap cellophane 27.329g total weighth
 opaque grease in both gage ports

Previous firing got Rogosvky#1 replaced
 At this firing Rogosvky #2 broke

ETCTEML1 INFORMATION SHEET FOR ETC CLOSED CHAMBER FIRING
 DATE: 04/19/95 SERIES RUN#: 4 PROJECT: 129.0 CLOSED CHAMBER
 PROPELLANT TYPE: JA2; 7perf; LOT #: RAD-PE-792-71 SAMPLE TREATMENT: 120F
 SAMPLE WEIGHT: 26.901g GRAIN DIMENSION: 0.6"L, 0.3"D; 0.03 WEB
 CHAMBERVOL: 129.4cc CALCMAX PRESSURE: 290MPa WINDOW: 20ms

PFNPULSE LENGTH: 1.2ms PFN SCHEMATIC#: 4caps@830uF ea. & 4ind@ 30uHea
 PFN Vin DC: 4.0kV; EXPECTED ENERGY: 18.4kJ@ 70%efficy; WINDOW : 4ms
 PEARSON'S CAL K: 2630;
 vessel's ROGOVSKI#1 CAL K: 82.34E+06; pfn's ROGOVSKI#2 CAL K: 82.56E+06

MUZZLE GAGE#1 SN(P1): C47189 SIDE GAGE#2 SN(P2): C19928
 gage#1: 1rstdegfit coeff: 5.76E-02; gage#2: 1rstdegfit coeff: 5.21E-02

CALIBRATION

*****SCOPE A*****	*****SCOPE B*****
CAL (DC)VOLTAGE IN : NA	CAL (DC)VOLTAGE IN: 8.0 V
DISK ID: ETC#4	DISK D: 120cc#4
TRACKID: _____	TRACK ID: 13
CAL#1(gage#1)/CHAN 1A: NA	CAL#1(gage#1)/CHAN 1A: 8.0 V
VCAL VOLTAGE OUT: _____	CAL VOLTAGE OUT: 9.230V
CAL#2(gage#2)/CHAN 1B: NA	CAL#2(gage#2)/CHAN 2A: 8.0 V
CAL VOLTAGE OUT: _____	CAL VOLTAGE OUT: 9.025 V

FIRING

***** SCOPE A*****	*****SCOPE B*****
DISK ID: ETC#4	DISK ID: 120cc#4
TRACK ID: 5	TRACK ID: 12
SENSITIVITY: MIN	SENSITIVITY: MIN

CHANNEL WINDOW S.RATE	CHANNEL WINDOW S.RATE
1A: P1 20ms 5usxpnt	1A: P1 20.0ms 5usxpnt
1B: P2 20ms 5usxpnt	2A: P2 20ms 5usxpnt
2A: di/dt 4ms 1usxpnt	2A: NA
2B: V 4ms 1usxpnt	1B: ROGOVSKY#2 5usxpnt
ROGOVSKY#1 (m.A/V.s)	ROGOVSKY#2 (m.A/V.s)

PRESSURE MAX(MPa): 250	PRESSURE MAX(MPa): 260
SCOPE ID: B	SCOPE ID: B
GAGE ID: #1	GAGE ID: #2

NOTES: DMS: 04/17/95
 1 wrap cellophane 27.273g total weighth

vessel's side Rogosvky#1 defective

ETCTEML1 INFORMATION SHEET FOR ETC CLOSED CHAMBER FIRING
DATE:04/20/95 SERIES RUN#:5 PROJECT: 129.0 CLOSED CHAMBER
PROPELLANT TYPE:JA2:7perf;LOT #:RAD-PE-792-71 SAMPLE TREATMENT:-25F
SAMPLE WEIGHT:26.803g GRAIN DIMENSION:0.6"L, 0.3"D; 0.03 WEB
CHAMBERVOL:129.4cc CALCMAX PRESSURE: 290MPa WINDOW: 20ms

PFNPULSE LENGTH:1.2ms PFN SCHEMATIC#:4caps@830uF ea.&4ind@ 30uHea
PFN Vin DC:4.0kV; EXPECTED ENERGY:18.4kJ@ 70%efficy;WINDOW :4ms
PEARSON'S CAL K:2630;
vessel's ROGOVSKI#1CAL K:80.79E+06;pfn's ROGOVSKI#2CAL K:82.56E+06

MUZZLE GAGE#1 SN(P1): C47189 SIDE GAGE#2 SN(P2): C19928
gage#1:lrstdegfit coeff:5.76E-02;gage#2:lrstdegfit coeff:5.21E-02

CALIBRATION

*****SCOPE A***** *****SCOPE B*****
CAL (DC)VOLTAGE IN :NA CAL (DC)VOLTAGE IN:8.0 V
DISK ID: ETC#4 DISK D: 120cc#4
TRACKID: TRACK ID:14
CAL#1(gage#1)/CHAN 1A: NA CAL#1(gage#1)/CHAN 1A:8.0 V
VCAL VOLTAGE OUT: VCAL VOLTAGE OUT: 9.295V
CAL#2(gage#2)/CHAN 1B:NA CAL#2(gage#2)/CHAN 2A:8.0 V
CAL VOLTAGE OUT: CAL VOLTAGE OUT: 9.825 V

FIRING

***** SCOPE A***** *****SCOPE B*****
DISK ID:ETC#4 DISK ID:120cc#4
TRACK ID:6 TRACK ID:15
SENSITIVITY: MIN SENSITIVITY:MIN

CHANNEL	WINDOW	S.RATE	CHANNEL	WINDOW	S.RATE
1A: P1	20ms	5usxpnt	1A: P1	20.0ms	5usxpnt
1B: P2	20ms	5usxpnt	2A: P2	20ms	5usxpnt
2A:di/dt	4ms	1usxpnt	2A: NA		
2B: V	4ms	1usxpnt	1B: ROGOVSKY#2		
ROGOVSKY#1 (m.A/V.s)			ROGOVSKY#2 (m.A/V.s)		

PRESSURE MAX(MPa):too low(190) PRESSURE MAX(MPa):270
SCOPE ID:B SCOPE ID:B
GAGE ID:#1 GAGE ID:#2

NOTES:
sample wrapped in cellophane,27.185g total weigth

new vessel's side Rogovsky#1 installed

ETCTEML1 INFORMATION SHEET FOR ETC CLOSED CHAMBER FIRING
DATE:04/20/95 SERIES RUN#:6 PROJECT: 129.0 CLOSED CHAMBER
PROPELLANT TYPE:JA2:7perf;LOT #:RAD-PE-792-71 SAMPLE TREATMENT:-25F
SAMPLE WEIGHT:26.812g GRAIN DIMENSION:0.6"L, 0.3"D; 0.03 WEB
CHAMBERVOL:129.4cc CALCMAX PRESSURE: 290MPa WINDOW: 20ms

PFNPULSE LENGTH:1.2ms PFN SCHEMATIC#:4caps@830uF ea.&4ind@ 30uHea
PFN Vin DC:4.0kV; EXPECTED ENERGY:18.4kJ@ 70%efficy;WINDOW :4ms
PEARSON'S CAL K:2630;
vessel's ROGOVSKI#1CAL K:80.79E+06;pfn's ROGOVSKI#2CAL K:82.56E+06

MUZZLE GAGE#1 SN(P1): C47189 SIDE GAGE#2 SN(P2): C19928
gage#1:lrstdegfit coeff:5.76E-02;gage#2:lrstdegfit coeff:5.21E-02

CALIBRATION

*****SCOPE A***** *****SCOPE B*****
CAL (DC)VOLTAGE IN :NA CAL (DC)VOLTAGE IN:8.0 V
DISK ID: ETC#4 DISK D: 120cc#4
TRACKID: TRACK ID:16
CAL#1(gage#1)/CHAN 1A: NA CAL#1(gage#1)/CHAN 1A:8.0 V
VCAL VOLTAGE OUT: VCAL VOLTAGE OUT: 9.310V
CAL#2(gage#2)/CHAN 1B:NA CAL#2(gage#2)/CHAN 2A:8.0 V
CAL VOLTAGE OUT: CAL VOLTAGE OUT: 9.025 V

FIRING

***** SCOPE A***** *****SCOPE B*****
DISK ID:ETC#4 DISK ID:120cc#4
TRACK ID:7 TRACK ID:17
SENSITIVITY: MIN SENSITIVITY:MIN

CHANNEL	WINDOW	S.RATE	CHANNEL	WINDOW	S.RATE
1A: P1	20ms	5usxpnt	1A: P1	20.0ms	5usxpnt
1B: P2	20ms	5usxpnt	2A: P2	20ms	5usxpnt
2A:di/dt	4ms	1usxpnt	2A: NA		
2B: V	4ms	1usxpnt	1B: ROGOVSKY#2		
ROGOVSKY#1 (m.A/V.s)			ROGOVSKY#2 (m.A/V.s)		

PRESSURE MAX(MPa): PRESSURE MAX(MPa):270
SCOPE ID:B SCOPE ID:B
GAGE ID:#1 GAGE ID:#2

NOTES:
sample wrapped in cellophane,27.145g total weigth

new vessel's side Rogovsky#1 worked fine.

gage #1 did not record

CONTML1 INFORMATION SHEET FOR CLOSED CHAMBER FIRING
DATE:04/25/95 SERIES RUN#:7 PROJECT: 129.0 CLOSED CHAMBER
PROPELLANT TYPE:JA2;7perf;LOT #:RAD-PE-792-71 SAMPLE TREATMENT:70F
SAMPLE WEIGHT:27.182g GRAIN DIMENSION:0.6"L, 0.3"D; 0.03 WEB
CHAMBERVOL:129.4cc CALCMAX PRESSURE: 270MPa WINDOW: 20ms

MUZZLE GAGE#1 SN(P1): C20303 SIDE GAGE#2 SN(P2): C19928
gage#1:1rstdegfit coeff:5.24E-02;gage#2:1rstdegfit coeff:5.21E-02

CALIBRATION

*****SCOPE A***** *****SCOPE B*****
CAL (DC)VOLTAGE IN :NA CAL (DC)VOLTAGE IN:8.0 V
DISK ID: NA DISK D: 120cc#4
TRACKID: TRACK ID:18

CAL#1(gage#1)/CHAN 1A: NA CAL#1(gage#1)/CHAN 1A:8.0 V
VCAL VOLTAGE OUT: VCAL VOLTAGE OUT: 9.390V

CAL#2(gage#2)/CHAN 1B:NA CAL#2(gage#2)/CHAN 2A:8.0 V
CAL VOLTAGE OUT: CAL VOLTAGE OUT: 9.13 V

FIRING

***** SCOPE A***** *****SCOPE B*****
DISK ID: NA DISK ID:120cc#4
TRACK ID: TRACK ID:19
SENSITIVITY: MIN SENSITIVITY:MIN

CHANNEL	WINDOW	S.RATE	CHANNEL	WINDOW	S.RATE
1A:			1A: P1	20ms	5usxpnt
1B:			2A: P2	20ms	5usxpnt
2A:			1B: NA		
2B:			2B: NA		

PRESSURE MAX(MPa):250 PRESSURE MAX(MPa):250
SCOPE ID:B SCOPE ID:B
GAGE ID:#1 GAGE ID:#2

NOTES:
sample wrapped in cellophane,27.959g total weight
0.575g FFFG, electric match

CONTML1 INFORMATION SHEET FOR CLOSED CHAMBER FIRING
DATE:04/26/95 SERIES RUN#:8 PROJECT: 129.0 CLOSED CHAMBER
PROPELLANT TYPE:JA2;7perf;LOT #:RAD-PE-792-71 SAMPLE TREATMENT:-25F
SAMPLE WEIGHT:27.182g GRAIN DIMENSION:0.6"L, 0.3"D; 0.03 WEB
CHAMBERVOL:129.4cc CALCMAX PRESSURE: 270MPa WINDOW: 20ms

MUZZLE GAGE#1 SN(P1): C20303 SIDE GAGE#2 SN(P2): C19928
gage#1:1rstdegfit coeff:5.24E-02;gage#2:1rstdegfit coeff:5.21E-02

CALIBRATION

*****SCOPE A***** *****SCOPE B*****
CAL (DC)VOLTAGE IN :NA CAL (DC)VOLTAGE IN:8.0 V
DISK ID: NA DISK D: 120cc#5
TRACKID: TRACK ID:#1

CAL#1(gage#1)/CHAN 1A: NA CAL#1(gage#1)/CHAN 1A:8.0 V
VCAL VOLTAGE OUT: VCAL VOLTAGE OUT: 9.385V

CAL#2(gage#2)/CHAN 1B:NA CAL#2(gage#2)/CHAN 2A:8.0 V
CAL VOLTAGE OUT: CAL VOLTAGE OUT: 9.15 V

FIRING

***** SCOPE A***** *****SCOPE B*****
DISK ID: NA DISK ID:120cc#5
TRACK ID: TRACK ID:#2
SENSITIVITY: MIN SENSITIVITY:MIN

CHANNEL	WINDOW	S.RATE	CHANNEL	WINDOW	S.RATE
1A:			1A: P1	20ms	5usxpnt
1B:			2A: P2	20ms	5usxpnt
2A:			1B: NA		
2B:			2B: NA		

PRESSURE MAX(MPa): PRESSURE MAX(MPa):230
SCOPE ID:B SCOPE ID:B
GAGE ID:#1 GAGE ID:#2

NOTES:
sample wrapped in cellophane,27.593g total weight
0.541g FFFG, electric match

CONTML1 INFORMATION SHEET FOR CLOSED CHAMBER FIRING
DATE:04/27/95 SERIES RUN#:9 PROJECT: 129.0 CLOSED CHAMBER
PROPELLANT TYPE:JA2;7perf;LOT #:RAD-PE-792-71 SAMPLE TREATMENT:120F
SAMPLE WEIGHT:27.060g GRAIN DIMENSION:0.6"L, 0.3"D: 0.03 WEB
CHAMBERVOL:129.4cc CALCMAX PRESSURE: 270MPa WINDOW: 20ms

MUZZLE GAGE#1 SN(P1): C20303 SIDE GAGE#2 SN(P2): C19928
gage#1:1rstdegfit coeff:5.24E-02;gage#2:1rstdegfit coeff:5.21E-02

CALIBRATION

*****SCOPE A*****	*****SCOPE B*****
CAL (DC)VOLTAGE IN :NA	CAL (DC)VOLTAGE IN:8.0 V
DISK ID: NA	DISK D: 120cc#5
TRACKID: _____	TRACK ID:#3
CAL#1(gage#1)/CHAN 1A: NA	CAL#1(gage#1)/CHAN 1A:8.0 V
VCAL VOLTAGE OUT: _____	CAL VOLTAGE OUT: 9.375V
CAL#2 (gage#2)/CHAN 1B:NA	CAL#2 (gage#2)/CHAN 2A:8.0 V
CAL VOLTAGE OUT: _____	CAL VOLTAGE OUT: 9.165 V

FIRING

***** SCOPE A*****	*****SCOPE B*****
DISK ID: NA	DISK ID:120cc#5
TRACK ID:	TRACK ID:#4
SENSITIVITY: MIN	SENSITIVITY:MIN
CHANNEL WINDOW S.RATE	CHANNEL WINDOW S.RATE
1A:	1A: P1 20ms 5usxpnt
1B:	2A: P2 20ms 5usxpnt
2A:	1B: NA
2B:	2B: NA
PRESSURE MAX(MPa):	PRESSURE MAX(MPa):
SCOPE ID:B	SCOPE ID:B
	GAGE ID:#1
	GAGE ID:#2

NOTES:
sample wrapped in cellophane,27.866g total weighth
0.563g PFFG, electric match

INTENTIONALLY LEFT BLANK.

APPENDIX D:

EXPERIMENTAL PRESSURE AND PULSE
FORMING NETWORK ENERGY OUTPUT

INTENTIONALLY LEFT BLANK.

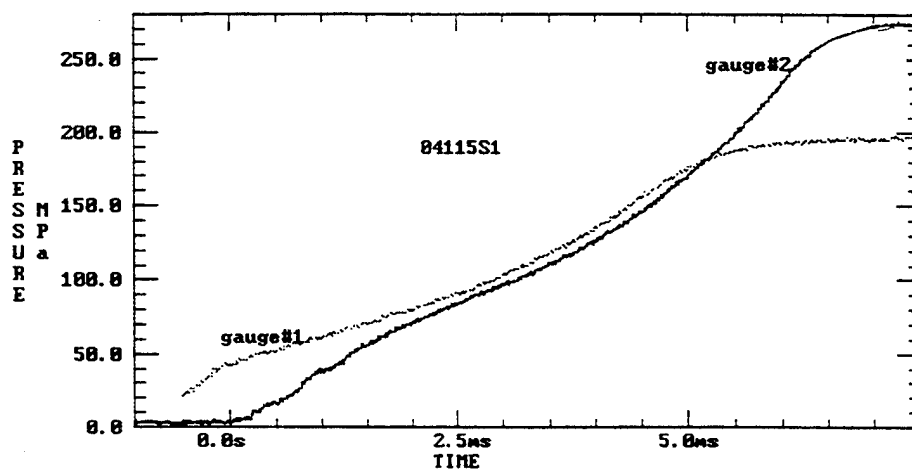


Figure D-1. Ident 4115S1 (ETC), pressure vs. time.

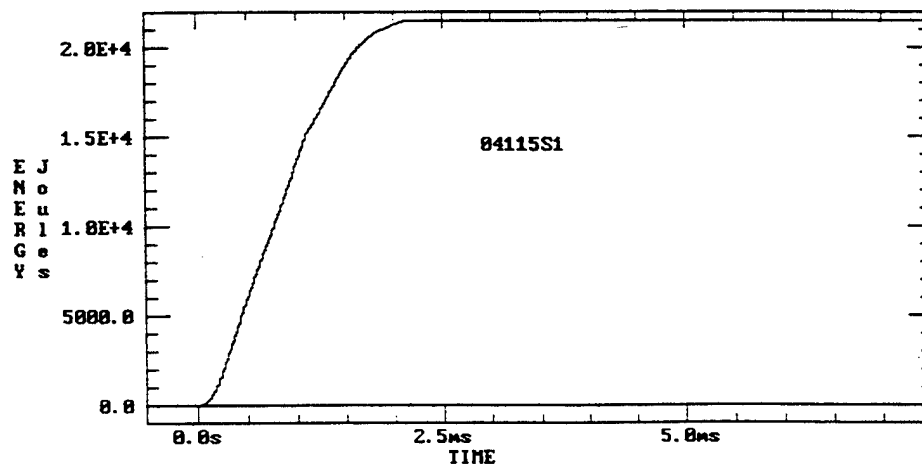


Figure D-2. Ident 4115S1 (ETC), energy vs. time.

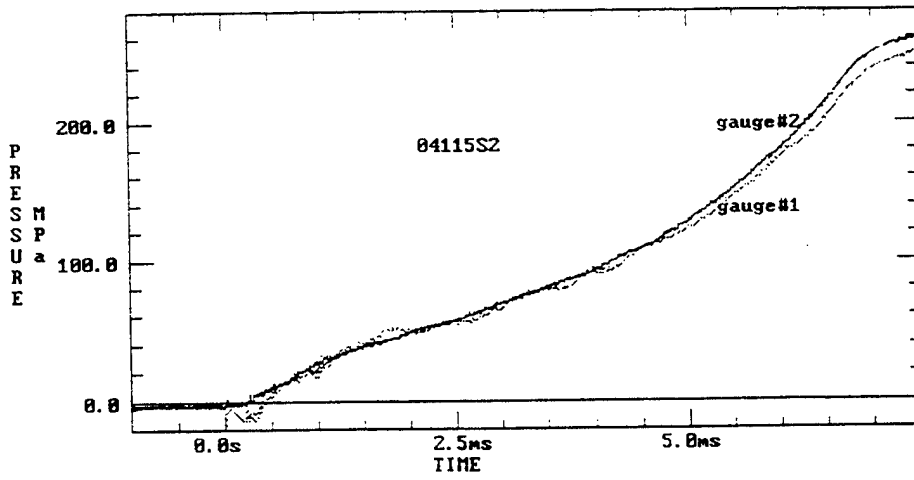


Figure D-3. Ident 4115S2 (ETC), pressure vs. time.

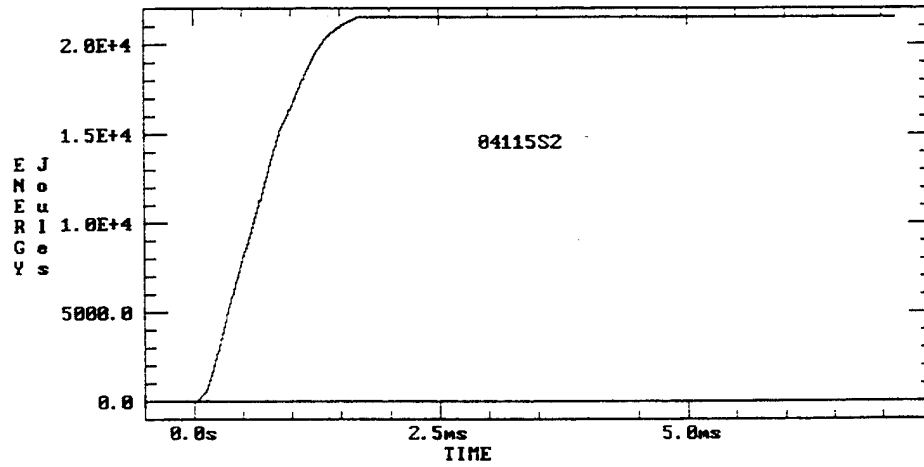


Figure D-4. Ident 4115S2 (ETC), energy vs. time.

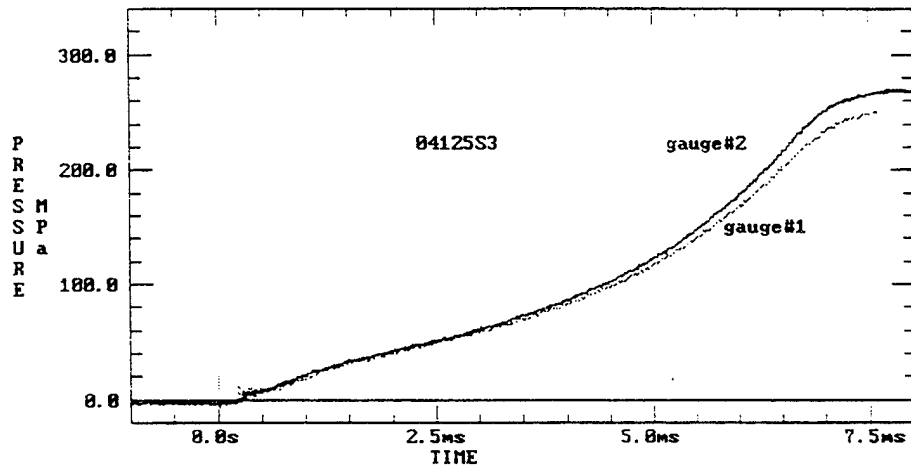


Figure D-5. Ident 4125S3(ETC), pressure vs. time.

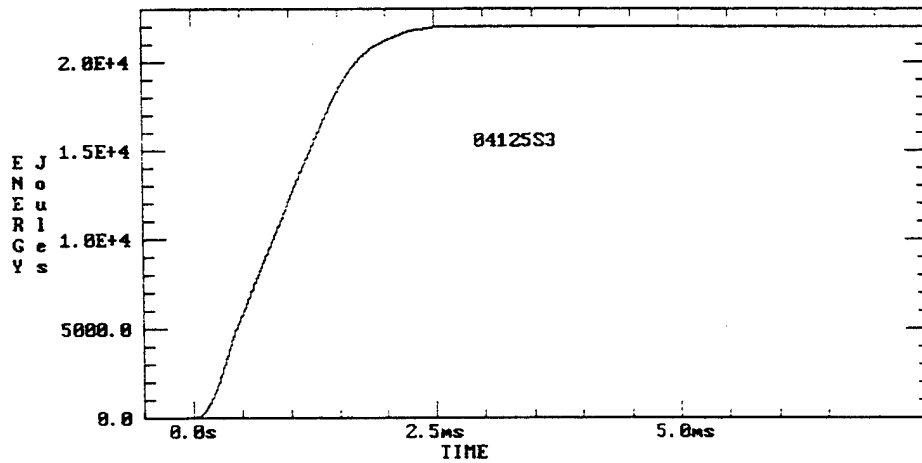


Figure D-6. Ident 4125S3 (ETC), energy vs. time.

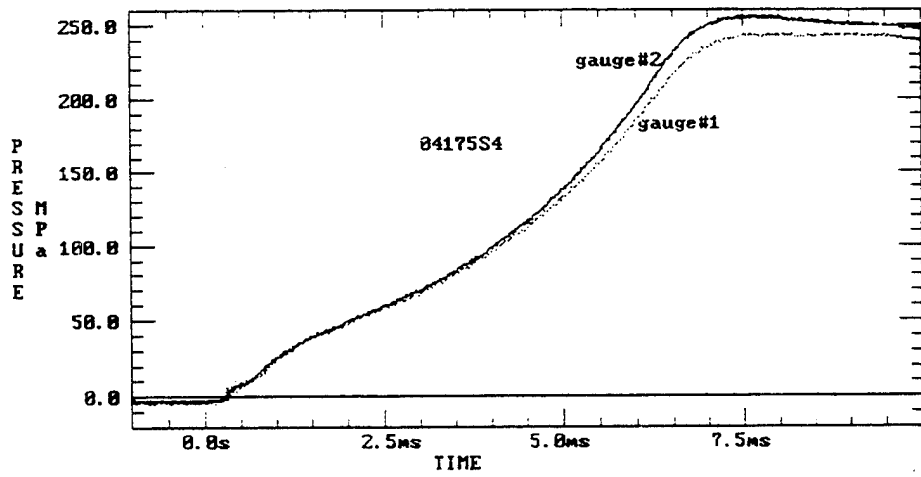


Figure D-7. Ident 4175S4 (ETC), pressure vs. time.

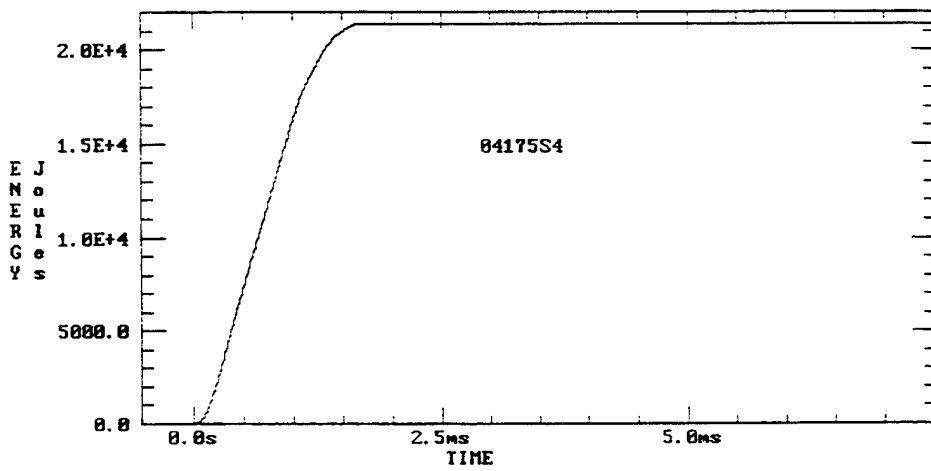


Figure D-8. Ident 4175S4 (ETC), energy vs. time.

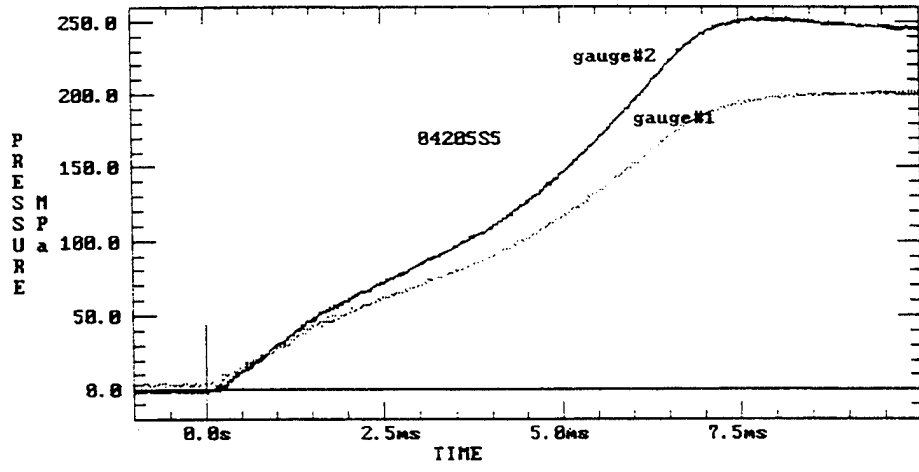


Figure D-9. Ident 4205S5 (ETC), pressure vs. time.

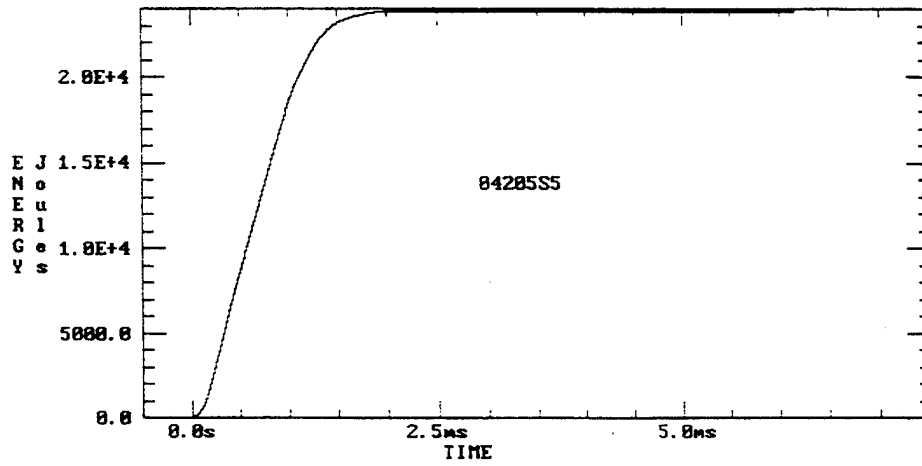


Figure D-10. Ident 4205S5 (ETC), energy vs. time.

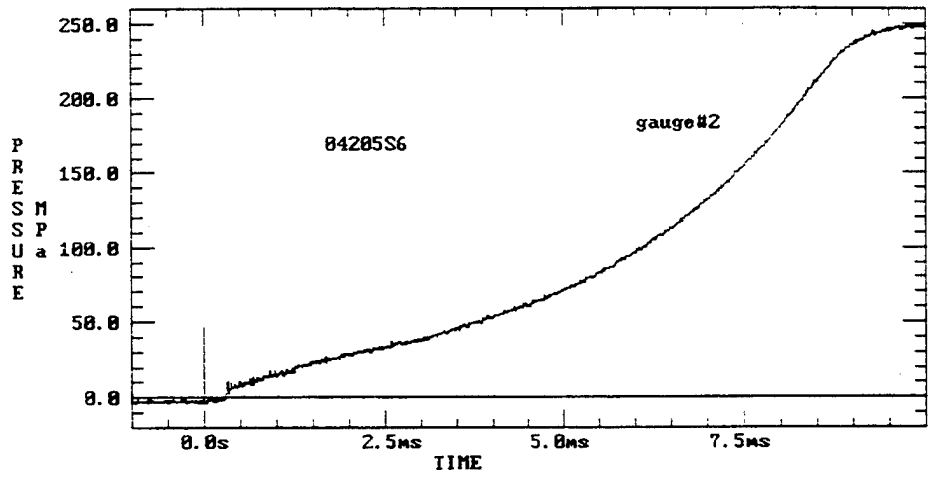


Figure D-11. Ident 4205S6 (ETC), pressure vs. time.

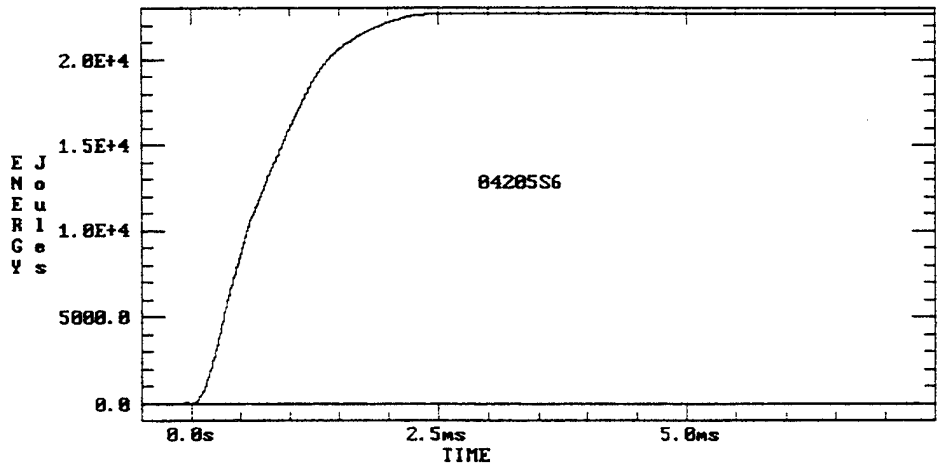


Figure D-12. Ident 4205S6 (ETC), energy vs. time.

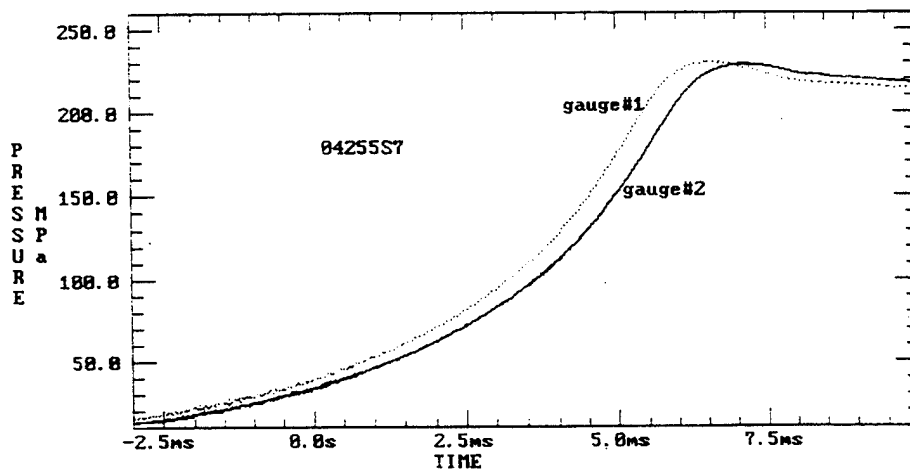


Figure D-13. Ident 4255S7 (conventional), pressure vs. time.

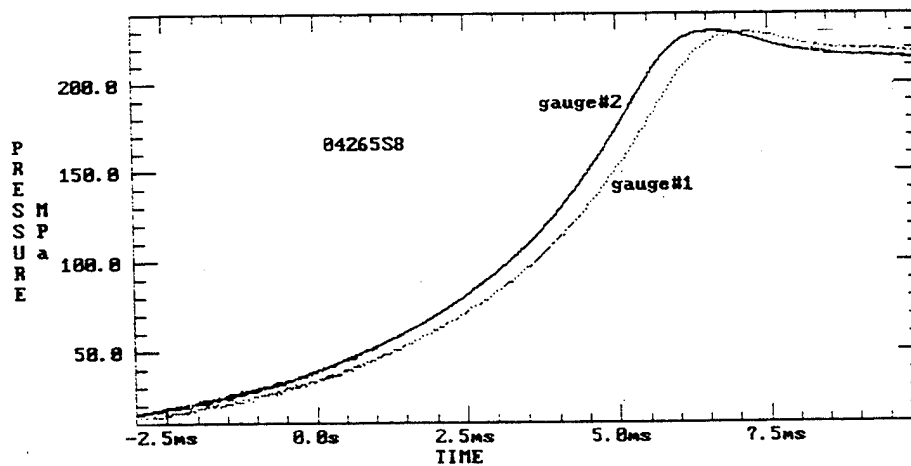


Figure D-14. Ident 4265S8 (conventional), pressure vs. time.

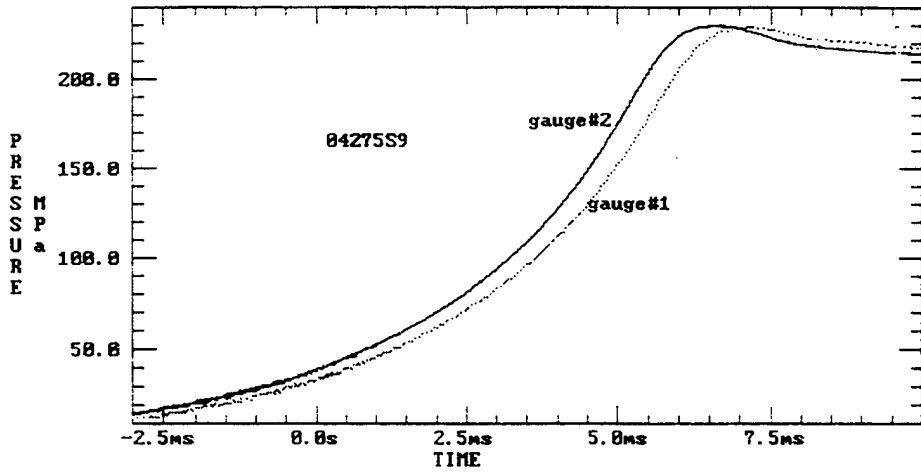


Figure D-15. Ident 4275S9 (conventional), pressure vs. time.

APPENDIX E:

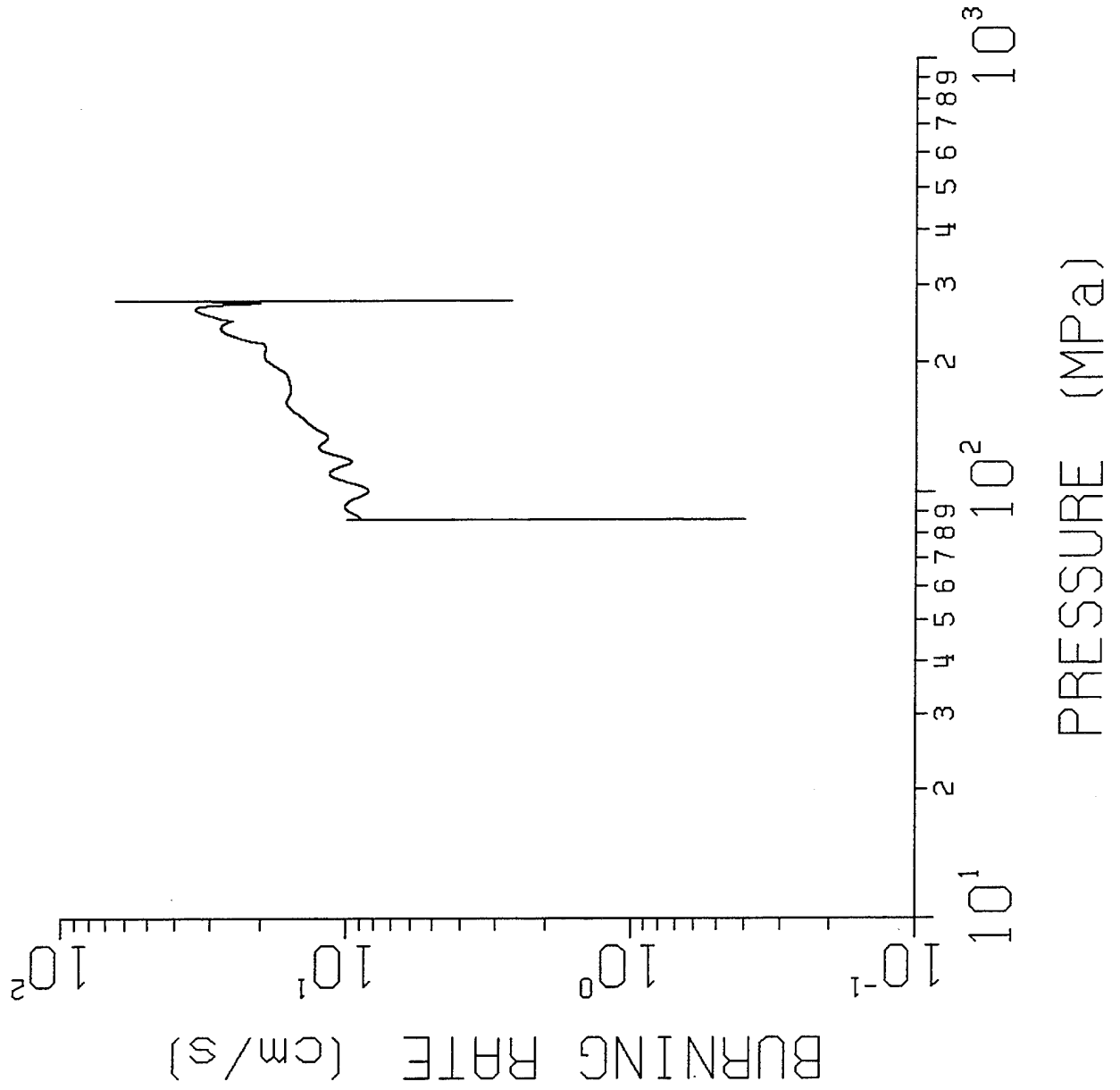
BURN RATES

INTENTIONALLY LEFT BLANK.

The BRLCB¹ code was used to obtain the ETC as well as the conventional burn rate analysis. The first six plots of burn rate vs. pressure correspond to the ETC firings, and the last three correspond to the conventional firings. Plots show burn rate vs. pressure on log-log axis.

¹ Oberle, W., and D. Kooker. "BRLCB: A Closed-Chamber Data Analysis Program." ARL-TR-36, U.S Army Research Laboratory, Aberdeen Proving Ground, MD, January 1993.

BURNING RATE PLOT 04115S1.out



ETC BURN RATE ANALYSIS
BRLCB V3.0
ADVANCED BALLISTIC CONCEPTS BRANCH - BRL

Project : 120CC CLOSED BOMB Requested by : DEL GUERCIO
Inf File: 04115S1.inf Created From .MAS File : JA27PERF.MAS
P/T File: 04115S1.pvt Calculation Output File: 04115S1.out
Smoothed: 04115S1.pdt Graphics File : 04115S1.dat
EE File: A:04115S1E.AD
Fired on: 04/11/95
FIRING REMARKS:
TEMPERATURE SENSITIVITY JA27PERF @ 70F
USED GAGE#2 AND 04115S2E.AD AS DI/DT DUE YO
FAULTY ROVGOSKY

IGNITER INFORMATION

The Igniter Used Is : Black Powder Lot: FFFG
The Source For The Igniter Is: Pellets, Milan Ord.

IGNITER THERMOCHEMICAL PROPERTIES:

Impetus (J/g) : 290.0 Molecular Weight : 66.37000
Flame Temperature (K): 2188.0 Covolume (cc/g) : .78500
Density (g/cc) : 1.75000 Gamma : 1.21840

PROPELLANT INFORMATION

The Propellant Used Is : JA-2 7-PERF GRANULAR Lot: RAD-PE-792-71
The Source For The Propellant Is: RADFORD ARMY AMMUNIT

Propellant Thermochemical Properties: Following
Sheets of Output

PROPELLANT GRAIN GEOMETRY

Grain Type:7-Perf. Cyl.
Length --- (cm.): 1.529080
Outer Diam.(cm.): .762000
Perf Diam. (cm.): .066040
Inner Web (cm.): .130810
Outer Web (cm.): .151130

Bomb Information

Gage Information

Bomb Type :Closed Chamber Gage I.D. : C19928
Bomb Vol (cc): 129.4 Input Voltage: 8.0000
 Constants For Fit: A+Bx+C^2
 A: .21637E+00
 B: .54171E-01
 C: -.31853E-06

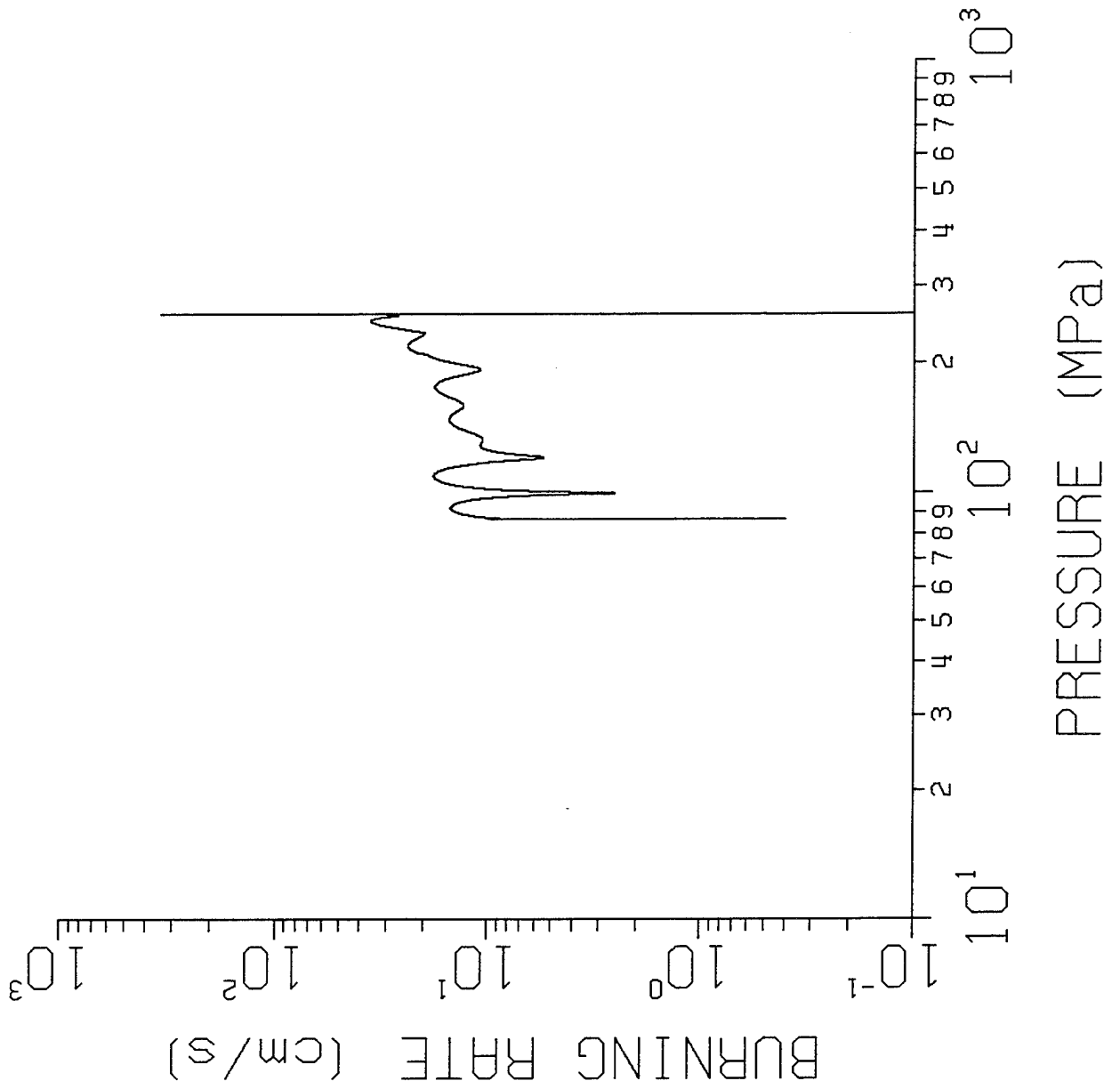
Temperature and Charge Mass Information

Propellant Mass (g) : 26.9340 Igniter Mass (g): .0000
Initial Temp. Prop.(K): 294. Igniter Temp.(K): 294.
Initial Bomb Temp. (K): 294.
Number of Propellant Grains: 25.49

Number of Wildpoint Passes: 1 Wildpoint Tolerance: 5.000
Number of Smoothing Passes: 1 Smoothing Option: 1
Bridge Length: 15
1 OUTPUT FILE: 04115S1.OP7

Total # Layers = 1
Chamber Volume (cm³) = 129.400
Heat-Loss-Fraction (n-d) = .000

BURNING RATE PLOT 04115S2.out



ETC BURN RATE ANALYSIS
BRLCB V3.0
ADVANCED BALLISTIC CONCEPTS BRANCH - BRL

Project : 120CC CLOSED BOMB Requested by : DEL GUERCIO
Inf File: 04115S2.inf Created From .MAS File : JA27PERF.MAS
P/T File: 04115S2.pvt Calculation Output File: 04115S2.out
Smoothed: 04115S2.pdt Graphics File : 04115S2.dat
EE File: A:04115S2E.AD
Fired on: 04/11/95
FIRING REMARKS:
TEMPERATURE SENSIVITY JA27PERF @ 70F
USED GAGE # 1 FOR REDUCTION

IGNITER INFORMATION

The Igniter Used Is : Black Powder Lot: FFFG
The Source For The Igniter Is: Pellets, Milan Ord.

IGNITER THERMOCHEMICAL PROPERTIES:

Impetus (J/g) : 290.0 Molecular Weight : 66.37000
Flame Temperature (K): 2188.0 Covolume (cc/g) : .78500
Density (g/cc) : 1.75000 Gamma : 1.21840

PROPELLANT INFORMATION

The Propellant Used Is : JA-2 7-PERF GRANULAR Lot: RAD-PE-792-71
The Source For The Propellant Is: RADFORD ARMY AMMUNIT

Propellant Thermochemical Properties: Following
Sheets of Output

PROPELLANT GRAIN GEOMETRY

Grain Type:7-Perf. Cyl.
Length --- (cm.): 1.529080
Outer Diam.(cm.): .762000
Perf Diam. (cm.): .066040
Inner Web (cm.): .130810
Outer Web (cm.): .151130

Bomb Information	Gage Information
Bomb Type :Closed Chamber	Gage I.D. : C47189
Bomb Vol (cc): 129.4	Input Voltage: 8.0000
	Constants For Fit: A+Bx+C^2
	A: .66081E+00
	B: .61167E-01
	C: -.39696E-06

Temperature and Charge Mass Information

Propellant Mass (g) : 26.8890 Igniter Mass (g): .0000
Initial Temp. Prop.(K): 294. Igniter Temp.(K): 294.
Initial Bomb Temp. (K): 294.
Number of Propellant Grains: 25.44

Number of Wildpoint Passes: 1 Wildpoint Tolerance: 5.000
Number of Smoothing Passes: 1 Smoothing Option: 1
Bridge Length: 15

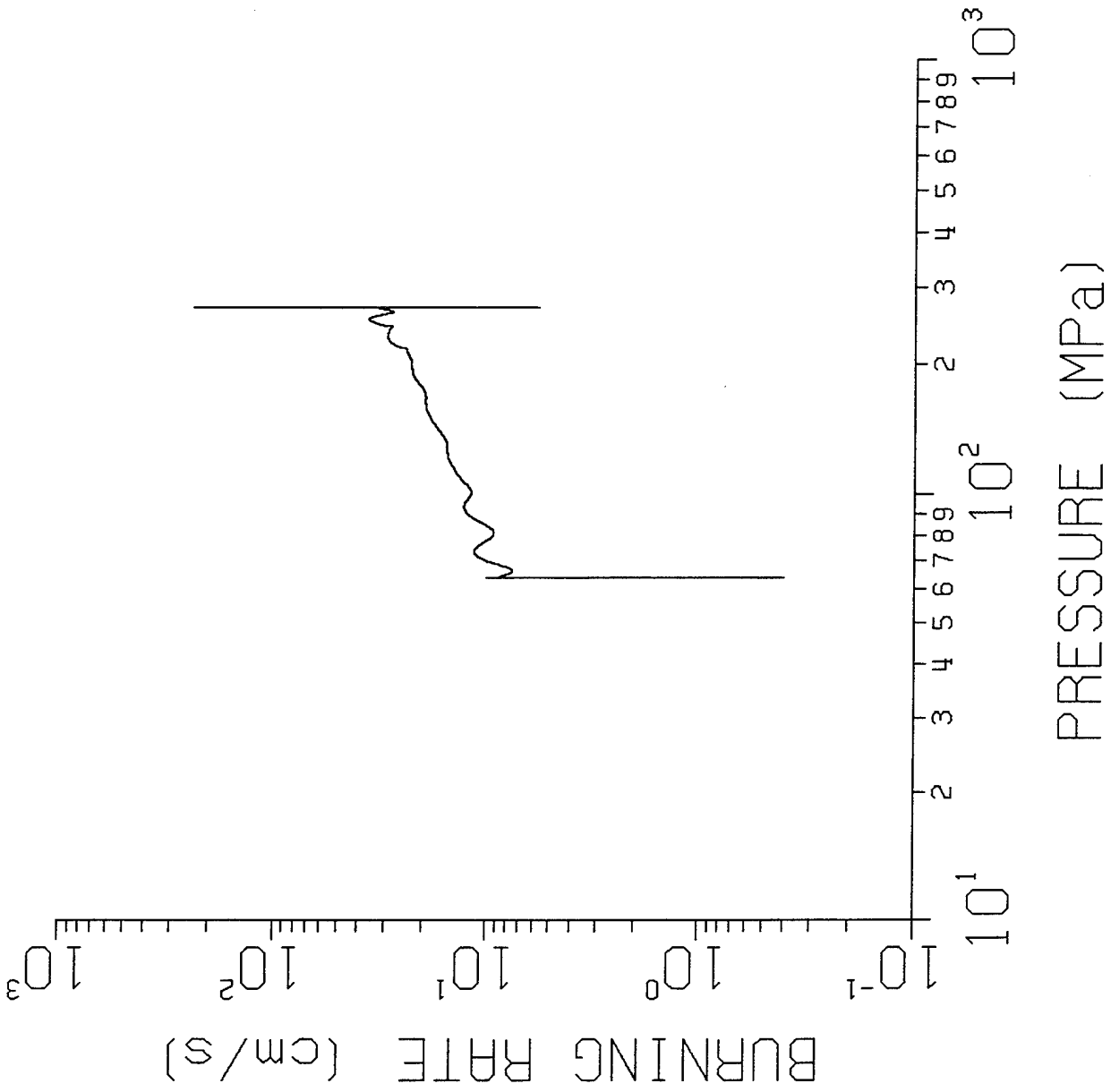
1 OUTPUT FILE: 04115S2.OP7

Total # Layers = 1

Chamber Volume (cm³) = 129.400

Heat-Loss-Fraction (n-d) = .000

BURNING RATE PLOT 04125S3.out



ETC BURN RATE ANALYSIS
BRLCB V3.0
ADVANCED BALLISTIC CONCEPTS BRANCH - BRL

Project : 120CC CLOSED BOMB Requested by : DEL GUERCIO
Inf File: 04125S3.inf Created From .MAS File : JA27PERF.MAS
P/T File: 04125S3.pvt Calculation Output File: 04125S3.out
Smoothed: 04125S3.pdt Graphics File : 04125S3.dat
EE File: A:04125S3E.AD
Fired on: 04/12/95
FIRING REMARKS:
TEMPERATURE SENSITIVITY JA27PERF @ 120F
gage#2 used as gag2#1 was low

IGNITER INFORMATION

The Igniter Used Is : Black Powder Lot: FFFG
The Source For The Igniter Is: Pellets, Milan Ord.

IGNITER THERMOCHEMICAL PROPERTIES:

Impetus (J/g) : 290.0 Molecular Weight : 66.37000
Flame Temperature (K): 2188.0 Covolume (cc/g) : .78500
Density (g/cc) : 1.75000 Gamma : 1.21840

PROPELLANT INFORMATION

The Propellant Used Is : JA-2 7-PERF GRANULAR Lot: RAD-PE-792-71
The Source For The Propellant Is: RADFORD ARMY AMMUNIT

Propellant Thermochemical Properties: Following
Sheets of Output

PROPELLANT GRAIN GEOMETRY

Grain Type:7-Perf. Cyl.
Length --- (cm.): 1.529080
Outer Diam.(cm.): .762000
Perf Diam.(cm.): .066040
Inner Web (cm.): .130810
Outer Web (cm.): .151130

Bomb Information

Bomb Type :Closed Chamber
Bomb Vol (cc): 129.4

Gage Information

Gage I.D. : C19928
Input Voltage: 8.0000
Constants For Fit: A+Bx+C^2
A: .21637E+00
B: .54171E-01
C: -.31853E-06

Temperature and Charge Mass Information

Propellant Mass (g) : 26.9460 Igniter Mass (g): .0000
Initial Temp. Prop.(K): 322. Igniter Temp.(K): 322.
Initial Bomb Temp. (K): 294.
Number of Propellant Grains: 25.50

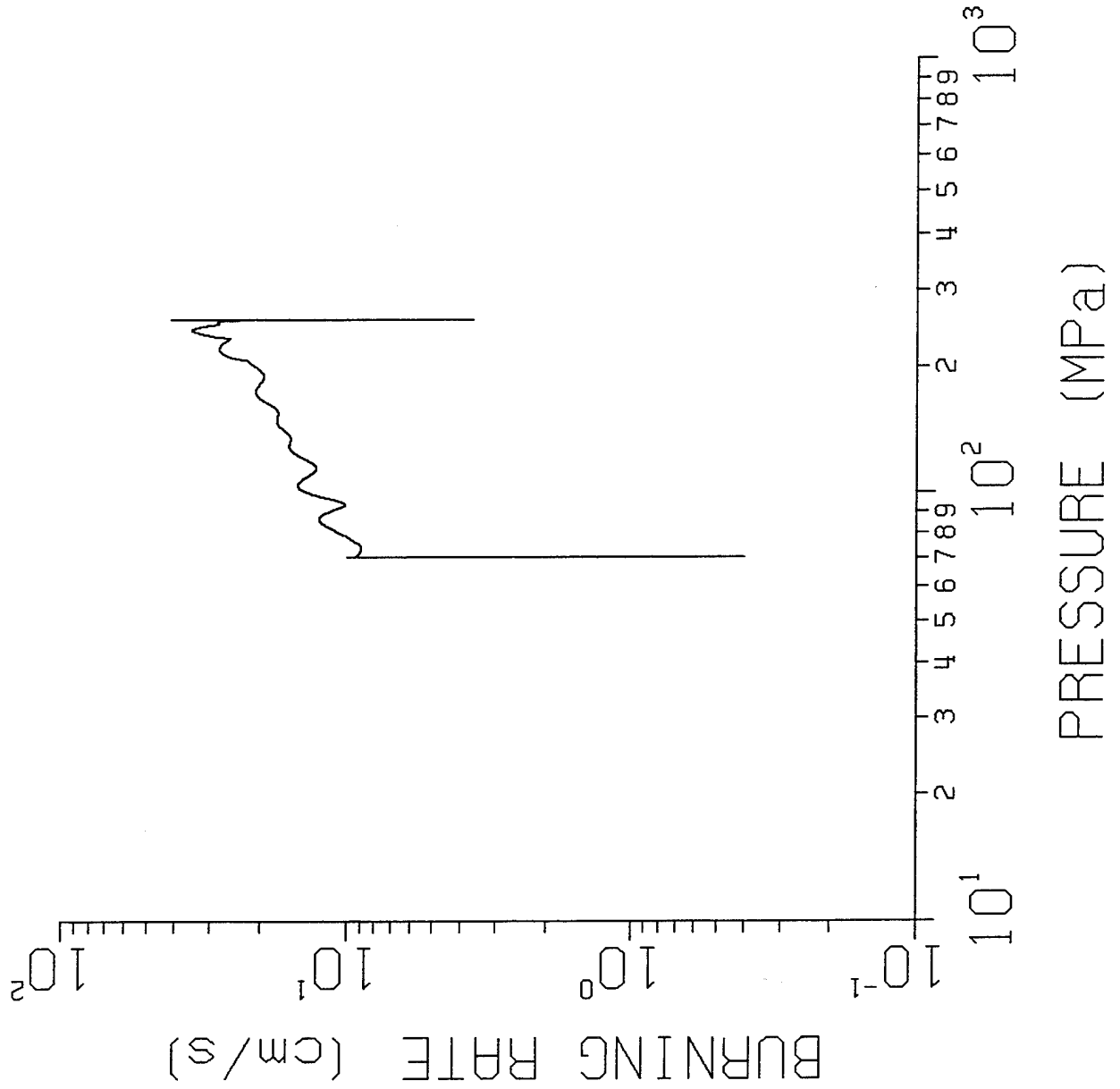
Number of Wildpoint Passes: 1 Wildpoint Tolerance: 5.000
Number of Smoothing Passes: 1 Smoothing Option: 1
Bridge Length: 15
1 OUTPUT FILE: 04125s3.op7

Total # Layers = 1

Chamber Volume (cm³) = 129.400

Heat-Loss-Fraction (n-d) = .000

BURNING RATE PLOT 04175S4.out



ETC BURN RATE ANALYSIS
BRLCB V3.0
ADVANCED BALLISTIC CONCEPTS BRANCH - BRL

Project : 120CC CLOSED BOMB Requested by : DEL GUERCIO
Inf File: 04175S4.inf Created From .MAS File : JA27PERF.MAS
P/T File: 04175S4.pvt Calculation Output File: 04175S4.out
Smoothed: 04175S4.pdt Graphics File : 04175S4.dat
EE File: A:04175S4E.AD
Fired on: 04/17/95
FIRING REMARKS:
TEMPERATURE SENSITIVITY JA27PERF @ 120F
USED GAGE#2 FOR REDUCTION

IGNITER INFORMATION

The Igniter Used Is : Black Powder Lot: FFFG
The Source For The Igniter Is: Pellets, Milan Ord.

IGNITER THERMOCHEMICAL PROPERTIES:

Impetus (J/g) : 290.0 Molecular Weight : 66.37000
Flame Temperature (K): 2188.0 Covolume (cc/g) : .78500
Density (g/cc) : 1.75000 Gamma : 1.21840

PROPELLANT INFORMATION

The Propellant Used Is : JA-2 7-PERF GRANULAR Lot: RAD-PE-792-71
The Source For The Propellant Is: RADFORD ARMY AMMUNIT

Propellant Thermochemical Properties: Following
Sheets of Output

PROPELLANT GRAIN GEOMETRY

Grain Type:7-Perf. Cyl.
Length --- (cm.): 1.529080
Outer Diam.(cm.): .762000
Perf Diam. (cm.): .066040
Inner Web (cm.): .130810
Outer Web (cm.): .151130

Bomb Information

Bomb Type :Closed Chamber
Bomb Vol (cc): 129.4

Gage Information

Gage I.D. : C19928
Input Voltage: 8.0000
Constants For Fit: A+Bx+C^2
A: .21637E+00
B: .54171E-01
C: -.31853E-06

Temperature and Charge Mass Information

Propellant Mass (g) : 26.9010 Igniter Mass (g): .0000
Initial Temp. Prop.(K): 322. Igniter Temp.(K): 322.
Initial Bomb Temp. (K): 294.
Number of Propellant Grains: 25.46

Number of Wildpoint Passes: 1 Wildpoint Tolerance: 5.000
Number of Smoothing Passes: 1 Smoothing Option: 1
Bridge Length: 15

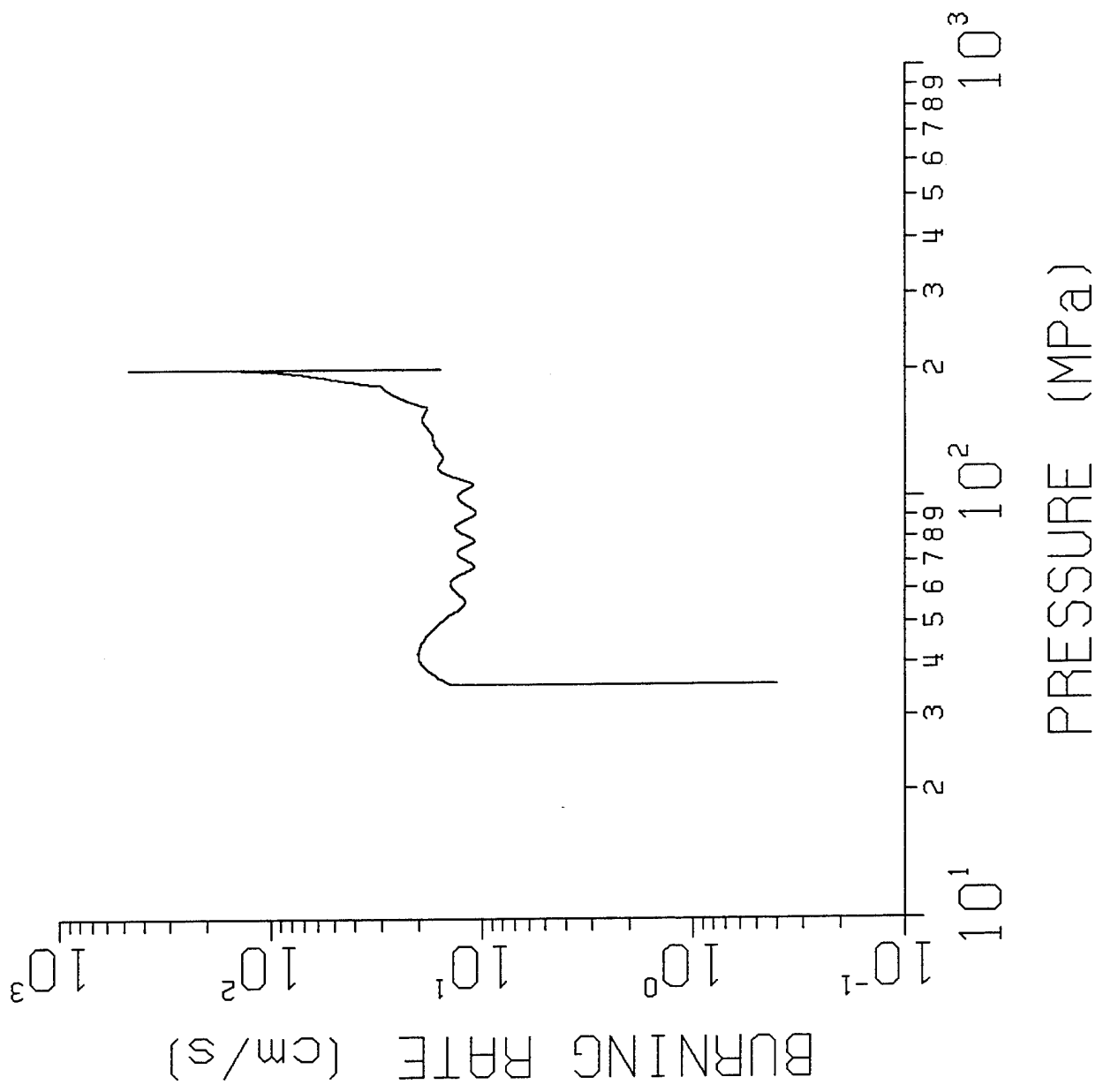
1 OUTPUT FILE: 04175S4.OP7

Total # Layers = 1

Chamber Volume (cm³) = 129.400

Heat-Loss-Fraction (n-d) = .000

BURNING RATE PLOT 0420555.out



ETC BURN RATE ANALYSIS
BRLCB V3.0
ADVANCED BALLISTIC CONCEPTS BRANCH - BRL

Project : 120CC CLOSED BOMB Requested by : DEL GUERCIO
Inf File: 04205S5.inf Created From .MAS File : JA27PERF.MAS
P/T File: 04205S5.pvt Calculation Output File: 04205S5.out
Smoothed: 04205S5.pdt Graphics File : 04205S5.dat
EE File: A:04205S5E.AD
Fired on: 04/20/95
FIRING REMARKS:
TEMPERATURE SENSITIVITY JA27PERF @ -25F
USED GAGE#2 FOR REDUCTION

IGNITER INFORMATION

The Igniter Used Is : Black Powder Lot: FFFG
The Source For The Igniter Is: Pellets, Milan Ord.

IGNITER THERMOCHEMICAL PROPERTIES:

Impetus (J/g) : 290.0 Molecular Weight : 66.37000
Flame Temperature (K): 2188.0 Covolume (cc/g) : .78500
Density (g/cc) : 1.75000 Gamma : 1.21840

PROPELLANT INFORMATION

The Propellant Used Is : JA-2 7-PERF GRANULAR Lot: RAD-PE-792-71
The Source For The Propellant Is: RADFORD ARMY AMMUNIT

Propellant Thermochemical Properties: Following
Sheets of Output

PROPELLANT GRAIN GEOMETRY

Grain Type:7-Perf. Cyl.
Length --- (cm.): 1.529080
Outer Diam.(cm.): .762000
Perf Diam. (cm.): .066040
Inner Web (cm.): .130810
Outer Web (cm.): .151130

Bomb Information

Bomb Type :Closed Chamber
Bomb Vol (cc): 129.4

Gage Information

Gage I.D. : C19928
Input Voltage: 8.0000
Constants For Fit: A+Bx+C^2
A: .21637E+00
B: .54171E-01
C: -.31853E-06

Temperature and Charge Mass Information

Propellant Mass (g) : 26.8030 Igniter Mass (g): .0000
Initial Temp. Prop.(K): 241. Igniter Temp.(K): 241.
Initial Bomb Temp. (K): 294.
Number of Propellant Grains: 25.36

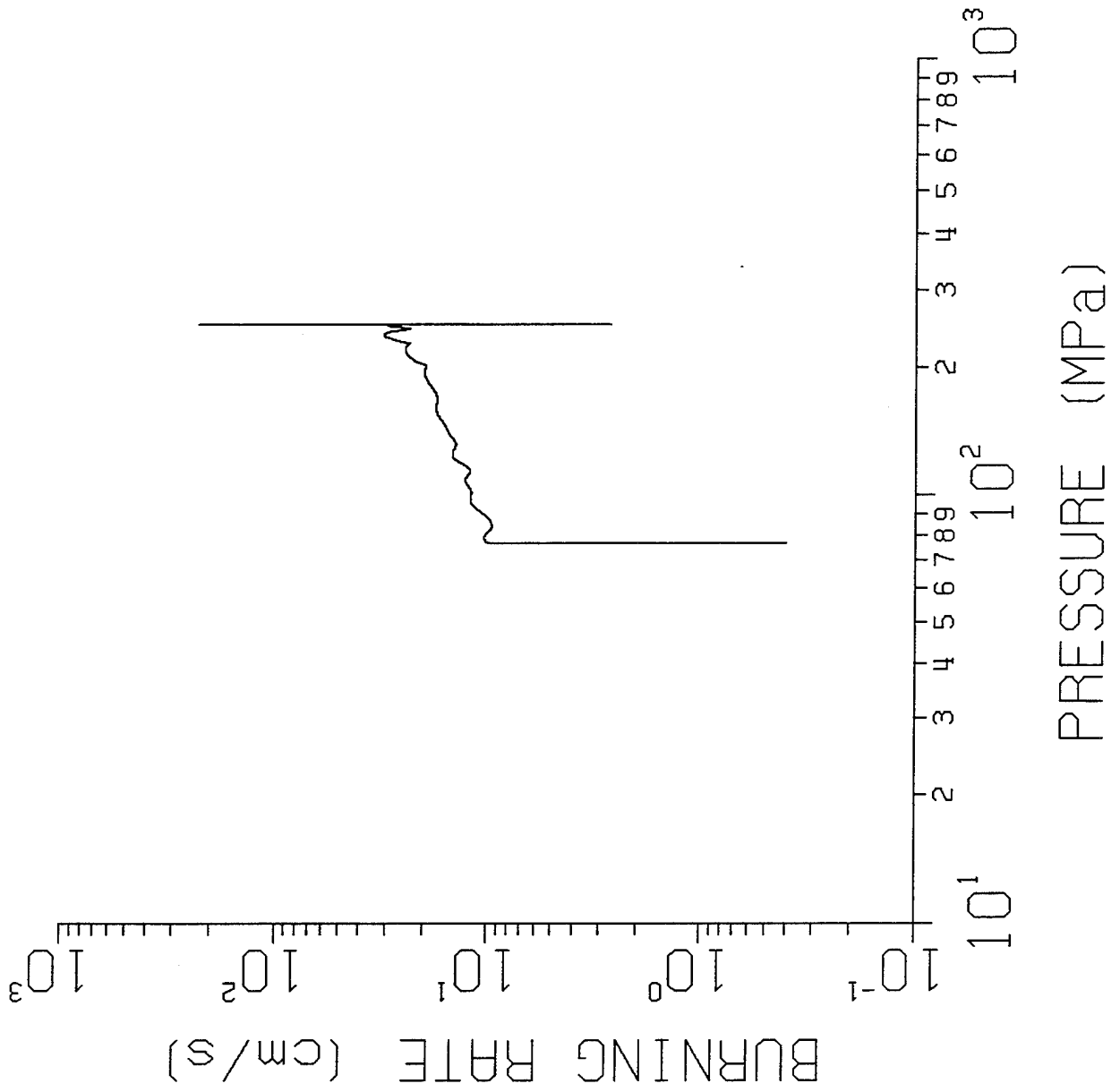
Number of Wildpoint Passes: 1 Wildpoint Tolerance: 5.000
Number of Smoothing Passes: 1 Smoothing Option: 1
Bridge Length: 15
1 OUTPUT FILE: 04205S5.OP7

Total # Layers = 1

Chamber Volume (cm³) = 129.400

Heat-Loss-Fraction (n-d) = .000

BURNING RATE PLOT 04205S6.out



ETC BURN RATE ANALYSIS
BRLCB V3.0
ADVANCED BALLISTIC CONCEPTS BRANCH - BRL

Project : 120CC CLOSED BOMB Requested by : DEL GUERCIO
Inf File: 04205S6.inf Created From .MAS File : JA27PERF.MAS
P/T File: 04205S6.pvt Calculation Output File: 04205S6.out
Smoothed: 04205S6.pdt Graphics File : 04205S6.dat
EE File: A:04205S6.EGY
Fired on: 04/20/95
FIRING REMARKS:
TEMPERATURE SENSITIVITY JA27PERF @ -25F
USED GAGE#2 FOR REDUCTION

IGNITER INFORMATION

The Igniter Used Is : Black Powder Lot: FFFG
The Source For The Igniter Is: Pellets, Milan Ord.

IGNITER THERMOCHEMICAL PROPERTIES:

Impetus (J/g) : 290.0 Molecular Weight : 66.37000
Flame Temperature (K): 2188.0 Covolume (cc/g) : .78500
Density (g/cc) : 1.75000 Gamma : 1.21840

PROPELLANT INFORMATION

The Propellant Used Is : JA-2 7-PERF GRANULAR Lot: RAD-PE-792-71
The Source For The Propellant Is: RADFORD ARMY AMMUNIT

Propellant Thermochemical Properties: Following
Sheets of Output

PROPELLANT GRAIN GEOMETRY

Grain Type:7-Perf. Cyl.
Length --- (cm.): 1.529080
Outer Diam.(cm.): .762000
Perf Diam. (cm.): .066040
Inner Web (cm.): .130810
Outer Web (cm.): .151130

Bomb Information	Gage Information
Bomb Type :Closed Chamber	Gage I.D. : C19928
Bomb Vol (cc): 129.4	Input Voltage: 8.0000
	Constants For Fit: A+Bx+C^2
	A: .21637E+00
	B: .54171E-01
	C: -.31853E-06

Temperature and Charge Mass Information

Propellant Mass (g) : 26.8120 Igniter Mass (g): .0000
Initial Temp. Prop.(K): 241. Igniter Temp.(K): 294.
Initial Bomb Temp. (K): 294.
Number of Propellant Grains: 25.37

Number of Wildpoint Passes: 1 Wildpoint Tolerance: 5.000
Number of Smoothing Passes: 1 Smoothing Option: 1
Bridge Length: 15

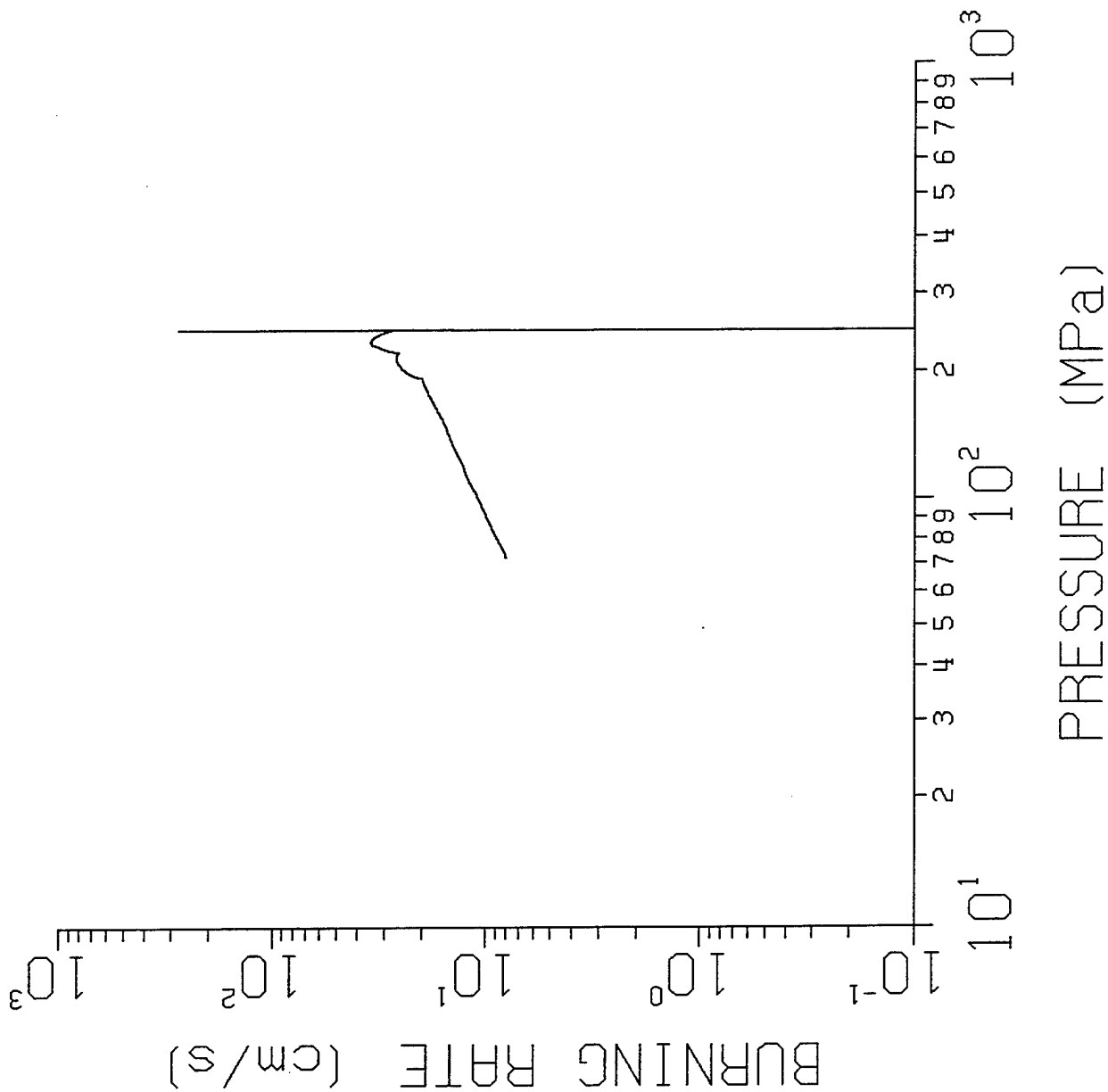
1 OUTPUT FILE: 04205S6.OP7

Total # Layers = 1

Chamber Volume (cm³) = 129.400

Heat-Loss-Fraction (n-d) = .000

BURNING RATE PLOT 0425557.out



BURNING RATE ANALYSIS
BRLCB V3.0
ADVANCED BALLISTIC CONCEPTS BRANCH - BRL

Project : 120CC CLOSED BOMB Requested by : DEL GUERCIO
Inf File: 04255S7.inf Created From .MAS File : JA27PERF.MAS
P/T File: 04255S7.pvt Calculation Output File: 04255S7.out
Smoothed: 04255S7.pdt Graphics File : 04255S7.dat
Fired on:

IGNITER INFORMATION

The Igniter Used Is : Black Powder Lot: FFFG
The Source For The Igniter Is: Pellets, Milan Ord.

IGNITER THERMOCHEMICAL PROPERTIES:

Impetus (J/g) : 290.0 Molecular Weight : 66.37000
Flame Temperature (K): 2188.0 Covolume (cc/g) : .78500
Density (g/cc) : 1.75000 Gamma : 1.21840

PROPELLANT INFORMATION

The Propellant Used Is : JA-2 7-PERF GRANULAR Lot: RAD-PE-792-71
The Source For The Propellant Is: RADFORD ARMY AMMUNIT

Propellant Thermochemical Properties: Following
Sheets of Output

PROPELLANT GRAIN GEOMETRY

Grain Type:7-Perf. Cyl.
Length --- (cm.): 1.529080
Outer Diam.(cm.): .762000
Perf Diam. (cm.): .066040
Inner Web (cm.): .130810
Outer Web (cm.): .151130

Bomb Information

Bomb Type :Closed Chamber
Bomb Vol (cc): 129.4

Gage Information

Gage I.D. : C20303
Input Voltage: 8.0000
Constants For Fit: A+Bx+C^2
A: -.44711E+00
B: .54134E-01
C: -.17743E-06

Temperature and Charge Mass Information

Propellant Mass (g) : 27.9590 Igniter Mass (g): .5750
Initial Temp. Prop.(K): 294. Igniter Temp.(K): 294.
Initial Bomb Temp. (K): 294.
Number of Propellant Grains: 26.46

Number of Wildpoint Passes: 1 Wildpoint Tolerance: 5.000
Number of Smoothing Passes: 1 Smoothing Option: 1
Bridge Length: 15

1 OUTPUT FILE: 04255S7.OP7

Total # Layers = 1

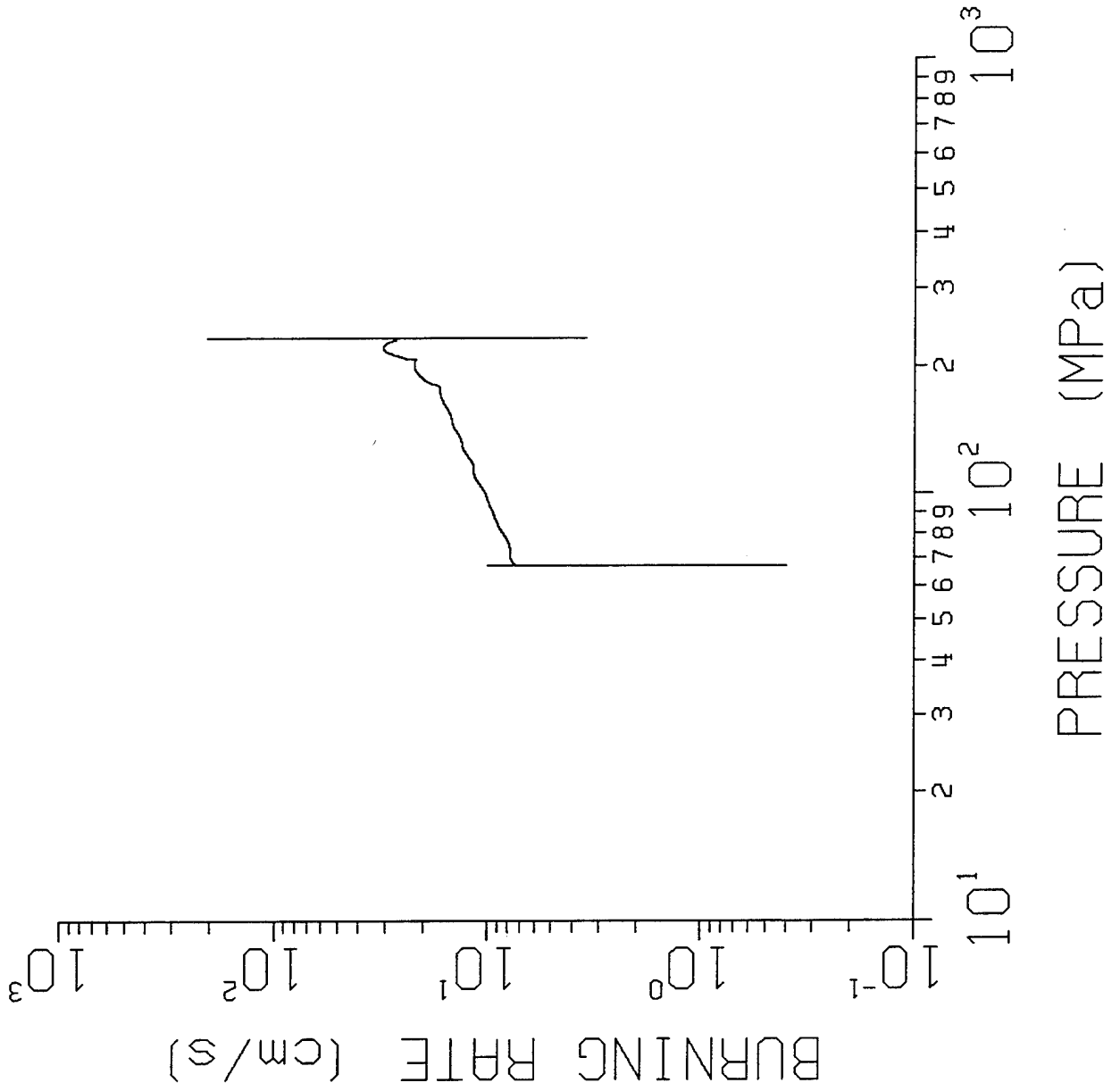
Chamber Volume (cm³) = 129.400

Heat-Loss-Fraction (n-d) = .000

Time Step (mil-sec) = .10000000E-01 Max Time Steps = 1200

Convergence Criterion = .10000000E-04

BURNING RATE PLOT 0426558.out



BURNING RATE ANALYSIS
BRLCB V3.0
ADVANCED BALLISTIC CONCEPTS BRANCH - BRL

Project : 120CC CLOSED BOMB Requested by : DEL GUERCIO
Inf File: 04265S8.inf Created From .MAS File : JA27PERF.MAS
P/T File: 04265S8.pvt Calculation Output File: 04265S8.out
Smoothed: 04265S8.pdt Graphics File : 04265S8.dat
Fired on: 04/26/95

FIRING REMARKS:
TEMPERATURE SENSITIVITY CONV. FIRING
JA27PERF @ -25F, used gage#1

IGNITER INFORMATION

The Igniter Used Is : Black Powder Lot: FFFG
The Source For The Igniter Is: Pellets, Milan Ord.

IGNITER THERMOCHEMICAL PROPERTIES:

Impetus (J/g) : 290.0 Molecular Weight : 66.37000
Flame Temperature (K): 2188.0 Covolume (cc/g) : .78500
Density (g/cc) : 1.75000 Gamma : 1.21840

PROPELLANT INFORMATION

The Propellant Used Is : JA-2 7-PERF GRANULAR Lot: RAD-PE-792-71
The Source For The Propellant Is: RADFORD ARMY AMMUNIT

Propellant Thermochemical Properties: Following
Sheets of Output

PROPELLANT GRAIN GEOMETRY

Grain Type:7-Perf. Cyl.
Length --- (cm.): 1.529080
Outer Diam.(cm.): .762000
Perf Diam. (cm.): .066040
Inner Web (cm.): .130810
Outer Web (cm.): .151130

Bomb Information

Bomb Type :Closed Chamber
Bomb Vol (cc): 129.4

Gage Information

Gage I.D. : C20303
Input Voltage: 8.0000
Constants For Fit: A+Bx+C^2
A: -.44711E+00
B: .54134E-01
C: -.17743E-06

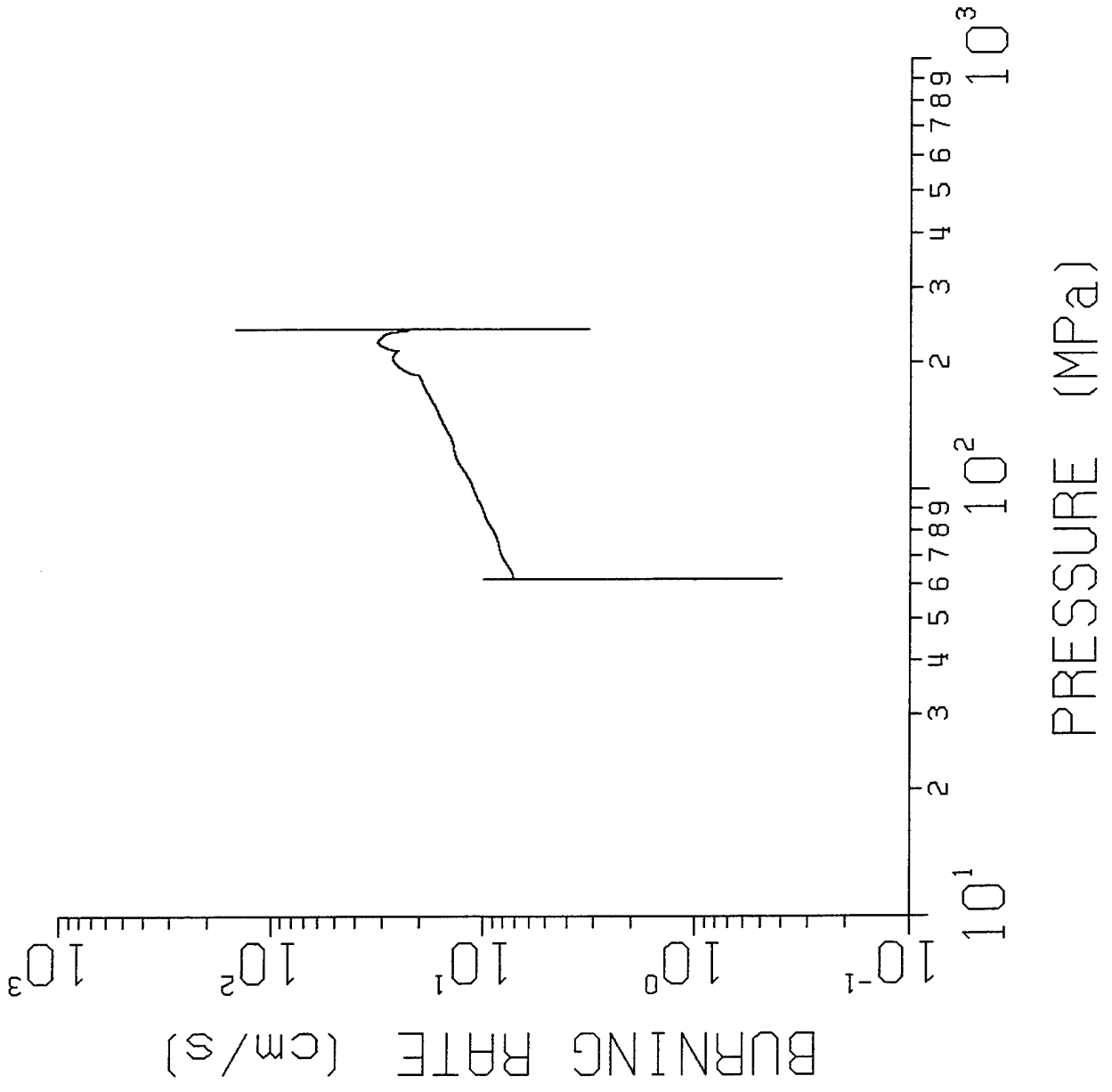
Temperature and Charge Mass Information

Propellant Mass (g) : 26.7890 Igniter Mass (g): .5410
Initial Temp. Prop.(K): 241. Igniter Temp.(K): 294.
Initial Bomb Temp. (K): 294.
Number of Propellant Grains: 25.35

Number of Wildpoint Passes: 1 Wildpoint Tolerance: 5.000
Number of Smoothing Passes: 1 Smoothing Option: 1
Bridge Length: 15
1 OUTPUT FILE: 04265s8.op7

Total # Layers = 1

BURNING RATE PLOT 04275S9.out



BURNING RATE ANALYSIS
BRLCB V3.0
ADVANCED BALLISTIC CONCEPTS BRANCH - BRL

Project : 120CC CLOSED BOMB Requested by : DEL GUERCIO
Inf File: 04275S9.inf Created From .MAS File : JA27PERF.MAS
P/T File: 04275S9.pvt Calculation Output File: 04275S9.out
Smoothed: 04275S9.pdt Graphics File : 04275S9.dat
Fired on: 04/27/95

FIRING REMARKS:
TEMPERSTURE SENSITIVITY, CONV. FIRING
JA27PERF @ 120F, gage#1 used.

IGNITER INFORMATION

The Igniter Used Is : Black Powder Lot: FFFG
The Source For The Igniter Is: Pellets, Milan Ord.

IGNITER THERMOCHEMICAL PROPERTIES:

Impetus (J/g) : 290.0 Molecular Weight : 66.37000
Flame Temperature (K): 2188.0 Covolume (cc/g) : .78500
Density (g/cc) : 1.75000 Gamma : 1.21840

PROPELLANT INFORMATION

The Propellant Used Is : JA-2 7-PERF GRANULAR Lot: RAD-PE-792-71
The Source For The Propellant Is: RADFORD ARMY AMMUNIT

Propellant Thermochemical Properties: Following
Sheets of Output

PROPELLANT GRAIN GEOMETRY

Grain Type:7-Perf. Cyl.
Length --- (cm.): 1.529080
Outer Diam.(cm.): .762000
Perf Diam. (cm.): .066040
Inner Web (cm.): .130810
Outer Web (cm.): .151130

Bomb Information	Gage Information
Bomb Type :Closed Chamber	Gage I.D. : C20303
Bomb Vol (cc): 129.4	Input Voltage: 8.0000
	Constants For Fit: A+Bx+C^2
	A: -.44711E+00
	B: .54134E-01
	C: -.17743E-06

Temperature and Charge Mass Information

Propellant Mass (g) : 27.0600 Igniter Mass (g): .5630
Initial Temp. Prop.(K): 322. Igniter Temp.(K): 294.
Initial Bomb Temp. (K): 294.
Number of Propellant Grains: 25.61

Number of Wildpoint Passes: 1 Wildpoint Tolerance: 5.000
Number of Smoothing Passes: 1 Smoothing Option: 1
Bridge Length: 15
1 OUTPUT FILE: 04275s9.op7

Total # Layers = 1

Chamber Volume (cm³) = 129.400

INTENTIONALLY LEFT BLANK.

NO. OF
COPIES

ORGANIZATION

- 2 ADMINISTRATOR
ATTN DTIC DDA
DEFENSE TECHNICAL INFO CTR
CAMERON STATION
ALEXANDRIA VA 22304-6145
- 1 DIRECTOR
ATTN AMSRL OP SD TA
US ARMY RESEARCH LAB
2800 POWDER MILL RD
ADELPHI MD 20783-1145
- 3 DIRECTOR
ATTN AMSRL OP SD TL
US ARMY RESEARCH LAB
2800 POWDER MILL RD
ADELPHI MD 20783-1145
- 1 DIRECTOR
ATTN AMSRL OP SD TP
US ARMY RESEARCH LAB
2800 POWDER MILL RD
ADELPHI MD 20783-1145

ABERDEEN PROVING GROUND

- 2 DIR USARL
ATTN AMSRL OP AP L (305)

NO. OF
COPIES ORGANIZATION

NO. OF
COPIES ORGANIZATION

1 HQDA
ATTN SARD TR
K KOMINOS
PENTAGON
WASHINGTON DC 20310-0103

1 HQDA
ATTN SARD TR
R CHAIT
PENTAGON
WASHINGTON DC 20310-0103

1 DIRECTOR
ARMY RESEARCH OFFICE
ATTN AMXRO MCS K CLARK
PO BOX 12211
RESEARCH TRIANGLE PARK NC
27709-2211

1 DIRECTOR
ARMY RESEARCH OFFICE
ATTN AMXRO RT IP LIB SERV
PO BOX 12211
RESEARCH TRIANGLE PARK
27709-2211

ABERDEEN PROVING GROUND

126 DIR, USARL
ATTN: AMSRL-SC,
W. MERMAGEN
W. STUREK
AMSRL-SC-C, H. BREAU
AMSRL-SC-CC,
J. GROSH
A. CELMINS
AMSRL-SC-S, A. MARK
AMSRL-SL-B, P. DEITZ (328)
AMSRL-SL-BA, J. MORRISSEY (433)
AMSRL-SL-BG, A. YOUNG (238)
AMSRL-SL-BL, M. RITONDO (328)
AMSRL-SL,BS, D. BELY (328)
AMSRL-SL-BV, R. SANDMEYER (247)
AMSRL-SL-I, M. STARKS (433)
AMSRL-WT,
D. ECCLESHALL
I. MAY
J. ROCCHIO
AMSRL-WT-P, A. HORST

AMSRL-WT-PA,
R. ANDERSON
A. BIRK
C. BULLOCK
A. BRANT
L-M. CHANG
T. COFFEE
J. COLBURN
P. CONROY
M. DEL GUERCIO (5 CP)
J. DESPIRITO
S. FORTIER
J. HEWITT
S. HOWARD
A. JOHNSON
A. JUHASZ
G. KATULKA
G. KELLER
M. KIWAN
J. KNAPTON
D. KOOKER
D. KRUCZYNSKI
C. LEVERITT
M. MCQUAID
T. MINOR
M. NUSCA
K. NEKULA
W. OBERLE
P. REEVES
M. RIDGLEY
T. ROSENBERGER
C. RUTH
I. STOBIE
P. TRAN
J. TUERK
K. WHITE
A. WILLIAMS
G. WREN
AMSRL-WT-PB,
M. BUNDY
P. PLOSTINS
AMSRL-WT-PC,
G. ADAMS
W. ANDERSON
R. BEYER
S. BUNTE
A. COHEN
R. FIFER

NO. OF
COPIES ORGANIZATION

NO. OF
COPIES ORGANIZATION

ABERDEEN PROVING GROUND (CONT)

AMSRL-WT-PC (CONT)
B. FORCH
J. HEIMERL
A. KOTLAR
M. MILLER
L. SEGER
A. MIZIOLEK
M. SCHROEDER
J. VANDERHOFF
S. MEDLIN
K. MCNESBY
N. FELL
J. WIDDER
J. MORRIS
S. NEWTON
R. PESCE-RODRIGUEZ
AMSRL-WT-PD,
A. ABRAHAMIAN
J. BENDER
B. BURNS
M. LEADORE
G. GAZONAS
R. LIEB
C. HOPPEL
L. BURTON
W. DRYSDALE
T. ERLINE
A. FRYDMAN
D. HOPKINS
R. KASTE
S. WILKERSON
AMSRL-WT-T, W. MORRISON
AMSRL-WT-TA,
M. BURKINS
W. GILLICH
AMSRL-WT-TB,
K. BENJAMIN
R. FREY
AMSRL-WT-TC,
W. DE ROSSET
B. SORENSEN
G. SILSBY
AMSRL-WT-TD, A. DIETRICH
AMSRL-WT-W, C. MURPHY
AMSRL-WT-WA,
A. BARAN
B. MOORE
H. ROGERS

AMSRL-WT-WB,
F. BRANDON
W. D'AMICO
AMSRL-WT-WC,
T. BROSSAU
B. HAUG
AMSRL-WT-WD,
A. NILER
F. PIERCE
AMSRL-WT-WE, J. THOMAS
AMSRL-MA, L. JOHNSON
AMSRL-MA-A,
J. PLUMER
K. BAMBERG
AMSRL-MA-P,
D. VIECHNICKI
R. SHULFORD
M. ROYLANCE
P. TOUCHET
AMSRL-MA-C,
T. HAYNES
W. ROY
R. ADLER
S. CHOU

INTENTIONALLY LEFT BLANK.

USER EVALUATION SHEET/CHANGE OF ADDRESS

This Laboratory undertakes a continuing effort to improve the quality of the reports it publishes. Your comments/answers to the items/questions below will aid us in our efforts.

- 1. ARL Report Number/Author ARL-TN-67 (Del Guercio) Date of Report June 1996
- 2. Date Report Received _____
- 3. Does this report satisfy a need? (Comment on purpose, related project, or other area of interest for which the report will be used.) _____

- 4. Specifically, how is the report being used? (Information source, design data, procedure, source of ideas, etc.) _____

- 5. Has the information in this report led to any quantitative savings as far as man-hours or dollars saved, operating costs avoided, or efficiencies achieved, etc? If so, please elaborate. _____

- 6. General Comments. What do you think should be changed to improve future reports? (Indicate changes to organization, technical content, format, etc.) _____

**CURRENT
ADDRESS**

Organization

Name

Street or P.O. Box No.

City, State, Zip Code

7. If indicating a Change of Address or Address Correction, please provide the Current or Correct address above and the Old or Incorrect address below.

**OLD
ADDRESS**

Organization

Name

Street or P.O. Box No.

City, State, Zip Code

(Remove this sheet, fold as indicated, tape closed, and mail.)
(DO NOT STAPLE)