

NBER WORKING PAPER SERIES

ENDOGENOUS MONETARY POLICY REGIME CHANGE

Troy Davig  
Eric M. Leeper

Working Paper 12405  
<http://www.nber.org/papers/w12405>

NATIONAL BUREAU OF ECONOMIC RESEARCH  
1050 Massachusetts Avenue  
Cambridge, MA 02138  
July 2006

Date: July 14, 2006. Prepared for the NBER International Seminar on Macroeconomics meeting in Tallinn, Estonia, June 16-17, 2006. Research Department, Federal Reserve Bank of Kansas City, [Troy.Davig@kc.frb.org](mailto:Troy.Davig@kc.frb.org); Department of Economics, Indiana University and NBER, [eleeper@indiana.edu](mailto:eleeper@indiana.edu). The views expressed herein are solely those of the authors and do not necessarily reflect the views of the Federal Reserve Bank of Kansas City or the Federal Reserve System. Key words and phrases. Threshold switching, Taylor rule, asymmetry, preemptive policy. We thank Rich Clarida, Jeff Frankel, Jesper Lindé, Lucrezia Reichlin, Ken West, and conference participants for helpful suggestions. Leeper acknowledges support from NSF Grant SES-0452599. The views expressed herein are those of the author(s) and do not necessarily reflect the views of the National Bureau of Economic Research.

©2006 by Troy Davig and Eric M. Leeper. All rights reserved. Short sections of text, not to exceed two paragraphs, may be quoted without explicit permission provided that full credit, including © notice, is given to the source.

Endogenous Monetary Policy Regime Change  
Troy Davig and Eric M. Leeper  
NBER Working Paper No. 12405  
July 2006  
JEL No. E31, E32, E52, E58

**ABSTRACT**

This paper makes changes in monetary policy rules (or regimes) endogenous. Changes are triggered when certain endogenous variables cross specified thresholds. Rational expectations equilibria are examined in three models of threshold switching to illustrate that (i) expectations formation effects generated by the possibility of regime change can be quantitatively important; (ii) symmetric shocks can have asymmetric effects; (iii) endogenous switching is a natural way to formally model preemptive policy actions. In a conventional calibrated model, preemptive policy shifts agents' expectations, enhancing the ability of policy to offset demand shocks; this yields a quantitatively significant "preemption dividend."

Eric M. Leeper  
Department of Economics  
304 Wylie Hall  
Indiana University  
Bloomington, IN 47405  
and NBER  
[eleeper@indiana.edu](mailto:eleeper@indiana.edu)

# ENDOGENOUS MONETARY POLICY REGIME CHANGE

TROY DAVIG AND ERIC M. LEEPER

## 1. INTRODUCTION

Perhaps the most important advance in the monetary policy literature over the past 20 years is the explicit recognition that policy behavior is purposeful and responds endogenously to the state of the economy. Substantial progress has been made by research that examines how various monetary policy rules perform in dynamic stochastic general equilibrium (DSGE) models. A prominent example of such a rule is Taylor's (1993) rule, which has the central bank adjust the short-term nominal interest rate in response to fluctuations in inflation and some measure of output. Rare is the paper now that posits an exogenous process for money growth and claims to offer practical policy advice.

A substantial line of empirical work finds that Taylor's or other simple rules describing purposeful behavior display important time variation in the United States [Clarida, Gali, and Gertler (2000), Lubik and Schorfheide (2004), Favero and Monacelli (2005), Sims and Zha (2006)]. Although particulars vary, a common theme across much of the empirical work on time variation in policy behavior is that changes in policy behavior are exogenous. Recent work embeds Markov switching processes for policy in DSGE models to interpret these empirical findings [Davig, Leeper, and Chung (2004), Davig and Leeper (2006a,b)].<sup>1</sup>

Because both the empirical and theoretical work on regime change treat the changes as exogenous, in an important sense the work is inconsistent with a central tenet

---

*Date:* July 14, 2006. Prepared for the NBER International Seminar on Macroeconomics meeting in Tallinn, Estonia, June 16-17, 2006. Research Department, Federal Reserve Bank of Kansas City, Troy.Davig@kc.frb.org; Department of Economics, Indiana University and NBER, eleeper@indiana.edu. The views expressed herein are solely those of the authors and do not necessarily reflect the views of the Federal Reserve Bank of Kansas City or the Federal Reserve System.

*Key words and phrases.* Threshold switching, Taylor rule, asymmetry, preemptive policy.

We thank Rich Clarida, Jeff Frankel, Jesper Lindé, Lucrezia Reichlin, Ken West, and conference participants for helpful suggestions. Leeper acknowledges support from NSF Grant SES-0452599.

<sup>1</sup>There is also work that assumes that policy behavior switches exogenously among different exogenous rules for the evolution of policy variables [for example, Andolfatto and Gomme (2003), Leeper and Zha (2003), Davig (2004), and Owyang and Ramey (2004)].

underlying the Taylor rule: monetary policy behavior is purposeful and reacts systematically to changes in the macroeconomic environment. This paper makes regime change endogenous, taking a step toward resolving this inconsistency.<sup>2</sup>

We distinguish two types of effects from exogenous disturbances.<sup>3</sup> *Direct effects* are the usual impacts of shocks that arise when agents place zero probability on regime change, corresponding to a fixed-regime setup. *Expectations formation effects* arise whenever agents' rational expectations of future regime change induce them to alter their expectations functions. Expectations formation effects are the difference between the impact of a shock when regime can change and the impact when regime is forever fixed.

The paper shows that even very simple threshold-style methods for endogenizing regime changes can generate rich dynamics. The rich dynamics allow models that are linear, except for policy behavior, to display three features that connect to theoretical and empirical work on the impacts of shocks and to observations about how central banks act:

- (1) Expectations formation effects generated by the possibility of regime change can be quantitatively important.
- (2) Symmetric policy shocks can produce asymmetric effects.
- (3) Preemptive policy behavior enhances the effectiveness of policy actions and delivers a quantitatively significant "preemption dividend."

Endogenous switching shares the feature of quantitatively important expectations formation effects with exogenous switching. Davig and Leeper (2006b) emphasize that if monetary policy switches exogenously between a more-active and a less-active reaction against inflation, agents' expectations and, therefore, the equilibrium outcomes always reflect the possibility that regime can change in the future. For example, expectations of a more-active policy regime in the future diminish the impacts of shocks on current inflation, even when the current regime is less active.

Features (2) and (3) emerge with threshold endogenous switching, but are absent when regimes switch exogenously.

The second feature connects to a growing body of empirical evidence suggests that typical macroeconomic shocks—such as oil prices, government spending, or nominal aggregate demand—have nonlinear effects on the economy [for example, DeLong and Summers (1988), Cover (1992), Hooker and Knetter (1996), Hooker (2002), Ravn and Sola (2004), Choi and Devereux (2005), Clogni and Manera (2006)]. Some asymmetric effects have been attributed to nonlinearities in the structure of the economy,

---

<sup>2</sup>Some work examines one-time, permanent endogenous regime changes [for example, Sims (1997), Daniel (2003), and Mackowiak (2006)].

<sup>3</sup>This distinction follows the taxonomy in Leeper and Zha (2003).

such as real and nominal rigidities or changes in availability of financing over the business cycle [for example, Akerlof and Yellen (1985), Ball and Romer (1990), Ball and Mankiw (1994), Bernanke and Gertler (1989, 1995), Gertler (1992)]. Surico (2003, 2006) estimates central bank preferences and finds evidence of asymmetric loss functions at the Federal Reserve, at the European Central Bank, and, prior to monetary union, at the Bundesbank. Asymmetric policy preferences also underlie the “opportunistic disinflation” argument of Orphanides and Wilcox (2002). In this paper, all asymmetries arise from nonlinearities in the monetary policy process. Nonlinearities stem from discrete shifts in policy rules that are triggered by changes in the state of the economy.

The third feature arises from the emphasis central bankers place on the intrinsic forward-looking nature of monetary policymaking [Bernanke (2004)]. Because of lags in when monetary policy actions affect real activity and inflation, central banks need to act before economic conditions deteriorate. A famous instance of forward-looking policy occurred in 1994 when the Federal Reserve moved preemptively against increases in inflation that had only begun to show up in long-term bond yields. Goodfriend (2005) concludes that the preemptive strike was successful, as inflation remained low and long rates declined. Preemptive actions of this sort, while playing a central role in central bank thinking, have not been extensively modeled.<sup>4</sup>

The paper applies a simple framework to implement endogenous monetary policy regime switching. When the central bank’s target variables cross specified thresholds, the policy rule changes. One policy process that we use posits that if at date  $t - 1$  inflation is less than some threshold,  $\pi^*$ , policy obeys a usual Taylor rule at  $t$ ; if inflation equals or exceeds  $\pi^*$ , the central bank implements a more aggressive stance at  $t$ .

On the surface, this setup may seem deterministic: given current inflation, next period’s regime is known exactly. But threshold switching makes forming rational expectations of regimes two or more periods in the future nontrivial, as they depend on the joint distribution of all the exogenous disturbances and on the structure of the economy. Because expectations of all future regimes are updated each period to incorporate news about realizations of shocks, threshold switching is a special case of a Markov process with endogenous time-varying probabilities.

The examples of endogenous switching that we present connect well to the behavior of inflation targeting central banks. Strict inflation targeting, which is far more prominent in academic discussions than in actual central banking, lines up with a threshold inflation rate,  $\pi^*$ , that triggers shifts in the policy rule. Flexible inflation targeting, which many central banks claim to pursue, involves more complex triggers that depend on both the threshold inflation rate and some measure of the output gap.

---

<sup>4</sup>See Orphanides and Williams (2005) for a model of preemptive policy in a learning environment.

As applied to inflation targeting, endogenous switching departs from the usual linear-quadratic framework by embedding the notion that the central bank has asymmetric preferences over its objectives, a possibility that Blinder (1997) discusses. If central bankers would prefer to be 25 basis points below their inflation target than above it, this can create a left-skewed distribution of equilibrium inflation.

This paper fits firmly into the literature that studies how DSGE models perform under various *ad hoc* policy rules, such as Taylor rules. That literature adopts the perspective that policy seeks second-best rules, rather than optimal rules, perhaps because the underlying exogenous shocks are not observed and uncertainty about the economy prevents them from being accurately inferred from observable time series. Second-best rules make policy choices a function of observables, like inflation and output, which the central bank aims to target.

Section 2 briefly compares various specifications of monetary policy—fixed-regime, exogenous switching, and endogenous switching. Threshold switching in a flexible-price model of inflation determination is used in sections 3 and 4 to illustrate the expectations formation effects and asymmetric distributions that endogenous switching generates. Section 4 details how agents form rational expectations, developing a time-varying probabilities interpretation of regime change. Section 5 embeds threshold switching in the workhorse new Keynesian model and displays the impacts of aggregate supply shocks on inflation and output dynamics. The implications of a more plausible characterization of monetary policy behavior—in which both inflation and output thresholds determine the policy rule—are also laid out. Section 6 combines a dynamic threshold—involving past, current, and expected inflation—with a hybrid new Keynesian model to show how central banks might preemptively strike against inflation. In a calibrated version of the model, preemptive policy behavior is shown to enhance the effectiveness of policy actions, delivering a quantitatively significant “preemption dividend.” Section 7 concludes.

## 2. QUICK OVERVIEW OF ENDOGENOUS REGIME CHANGE

Monetary policy rules, such as Taylor’s, are state-contingent in the sense that the policy interest rate adjusts to the state of the economy, where a fixed set of parameters govern the degree of adjustment. In an environment with endogenous regime-switching, the policy rule is state-contingent in this conventional sense, but also in a broader sense. Namely, the parameters governing the degree of adjustment of the interest rate to economic variables are themselves a function of the economic state. For example, high rates of inflation may be particularly alarming to policy makers and trigger a systematically more aggressive response to inflation than in states with more benign rates of inflation.

To understand endogenous switching, it is useful to review fixed-regime and exogenous switching specifications of policy behavior. Consider the simplified Taylor rule

$$i_t = \kappa + \alpha\pi_t + \varepsilon_t, \quad (1)$$

where  $i_t$  is the short-term nominal interest rate controlled by the central bank,  $\pi_t$  is the inflation rate, and  $\varepsilon_t \sim i.i.d. N(0, \sigma^2)$  is an exogenous policy disturbance. This rule is state-contingent in the sense that the nominal interest rate adjusts to the inflation rate, which itself is a function of the underlying state vector describing the economy. However, the systematic component of policy,  $\alpha$ , is constant. All deviations of  $i_t$  from  $\kappa + \alpha\pi_t$  are folded into the exogenous shock.

An exogenously switching rule extends this framework to

$$i_t = \kappa(S_t) + \alpha(S_t)\pi_t + \varepsilon_t, \quad (2)$$

where  $S_t$  is a discrete-valued random variable that evolves stochastically and independently of the endogenous economic variables. Now monetary policy is a set of different rules of the form in (1), with a stochastic process governing the dynamic evolution of the rules. This makes the policy *rule* rather than just the policy instrument (the interest rate) state-contingent. In both (1) and (2), the parameters  $\kappa$  and  $\alpha$  are given exogenously. The key difference between the two specifications is that (2) introduces a new source of disturbance to the economy, the process governing  $S_t$ , with important implications for expectations formation.

A simple example of endogenous switching makes the parameters of the monetary policy rule functions of lagged endogenous variables, as in

$$i_t = \kappa(\pi_{t-1}) + \alpha(\pi_{t-1})\pi_t + \varepsilon_t, \quad (3)$$

where the monetary rule again is state-contingent, except that the state is now a lagged endogenous variable. In principle,  $\kappa(\cdot)$  and  $\alpha(\cdot)$ , to be step functions. As implemented in this paper, endogenous switching can make the functions  $\kappa(\cdot)$  and  $\alpha(\cdot)$  either deterministic or stochastic functions of  $\pi_{t-1}$ .

Evidently, there is no sharp conceptual distinction between endogenous “regime change” and nonlinear policy rules. The former is a discrete approximation to the latter. Discreteness may have some practical advantages to a central bank that seeks to communicate clearly about its policy actions: it is far easier to inform the public about two distinct policy stances—“normal” and “tight,” for instance—than about the continuum of responses implied by a response to inflation that is a continuous function of the inflation rate. Discreteness also serves a pedagogical purpose: it lends itself to sharper interpretations of the resulting equilibria.

## 3. THE MONETARY POLICY PROCESS

We assume a monetary policy process that permits the monetary authority to vary its response to contemporaneous inflation depending on the state of the economy. For example, a monetary authority may respond systematically more aggressively when inflation exceeds a particular threshold and less aggressively when inflation is below the threshold.<sup>5</sup>

When the threshold depends on lagged inflation, the monetary authority sets the nominal interest rate using the rule<sup>6</sup>

$$i_t = \alpha_{S_t} \pi_t + \gamma_{S_t} x_t, \quad (4)$$

where  $x_t$  is a measure of the output gap. The coefficients on inflation and the output gap are functions of the inflation threshold,  $\pi^*$ , and lagged inflation,

$$\alpha_{S_t} = (1 - I[\pi_{t-1} \geq \pi^*]) \alpha_0 + I[\pi_{t-1} \geq \pi^*] \alpha_1, \quad (5)$$

$$\gamma_{S_t} = (1 - I[\pi_{t-1} \geq \pi^*]) \gamma_0 + I[\pi_{t-1} \geq \pi^*] \gamma_1, \quad (6)$$

where  $I[\cdot]$  is the indicator function.<sup>7</sup> In sections 5 and 6, we consider more sophisticated specifications that incorporate the output gap into the threshold and thresholds that depend on expected inflation. In all cases, the monetary policy process incorporates a state-contingent systematic component of policy, so the interest rate rule used to implement policy varies with economic conditions. This represents the point of departure from simple instrument rules in which the systematic response of policy is invariant across time and states.

## 4. A FISHERIAN MODEL OF INFLATION

A simple model of inflation determination combines a standard Fisher equation with an interest rate rule for monetary policy. The Fisher equation can be derived from a perfectly competitive endowment economy with flexible prices and a one-period nominal bond. A linearized asset-pricing equation for the nominal bond is given by

$$i_t = E_t \pi_{t+1} + E_t r_{t+1}, \quad (7)$$

where  $r_t$  denotes the real rate at  $t$ . The real rate evolves exogenously according to

$$r_t = \rho r_{t-1} + v_t, \quad (8)$$

---

<sup>5</sup>The phrase “respond systematically more aggressively” may seem redundant. We use it to emphasize that the central bank is *not* raising the nominal interest rate because of the realization of an additive shock. Instead, it is changing the function that maps economic conditions into policy choices.

<sup>6</sup>To focus on endogenous policy actions, in most of the paper we dispense with the policy shock.

<sup>7</sup>The rule in (4) is written in terms of percentage deviations from steady state. Underlying (4) is a rule in levels of variables with a state-dependent intercept that varies to keep the deterministic steady state constant across regimes.



where  $0 \leq \rho < 1$  and  $v_t$  is an *i.i.d.* random variable with a doubly truncated normal distribution with mean of 0, variance of  $\sigma_v^2$ , and symmetric truncation points.

In the special fixed-regime case where  $\alpha_0 = \alpha_1 = \alpha > 1$  in (5), equilibrium inflation is uniquely determined by

$$\pi_t = \frac{\rho}{\alpha - \rho} r_t. \quad (9)$$

As  $\alpha$  increases, the effect of real rate shocks on inflation declines and monetary policy increasingly offsets the influence of real rate shocks.

**4.1. Threshold Switching Monetary Policy Regimes.** The monetary authority sets the nominal interest rate using

$$i_t = \begin{cases} \alpha_0 \pi_t & \text{if } \pi_{t-1} < \pi^* \\ \alpha_1 \pi_t & \text{if } \pi_{t-1} \geq \pi^* \end{cases}, \quad (10)$$

where and  $\alpha_1 > \alpha_0 > 1$ . Monetary policy is active in both regimes and more active when  $\pi_{t-1} \geq \pi^*$ . We normalize the threshold to be  $\pi^* = 0$ . Monetary policy adopts a different rule with probability 1 every time lagged inflation crosses the inflation threshold. If lagged inflation doesn't cross the threshold, then the instrument rule switches with probability 0. We refer to this monetary policy as “threshold switching,” based on the time series literature on self-exciting threshold autoregressive models, in which lagged values of a variable can induce a change in regime [Ghaddar and Tong (1981)]. Monetary policy self-excites in this sense by influencing inflation, which itself determines future policy regimes.

In this model and all subsequent variants, private agents form rational expectations based on complete information regarding the policy making process. At date  $t$  they observe all current and past variables; to form expectations, they incorporate the effects that shocks have on the probability distribution over the policy rules. As section 4.4 explains, although at date  $t$  agents know regime at  $t + 1$  with certainty, this does *not* imply that they know all future regimes because the sequence of regimes that is realized depends on the sequence of realizations of exogenous shocks,  $v_t$ , and the serial correlation properties of the real interest rate process.

**4.2. Equilibrium Characteristics.** Let  $\Theta_t$  denote the state at date  $t$ . The solution to the model is a function that maps the minimum set of state variables,  $\Theta_t = (r_t, \pi_{t-1})$ , into values for the endogenous variable,  $\pi_t$ .

All the models in the paper are solved numerically using the monotone map algorithm, which finds a fixed point in decision rules. The algorithm uses a discretized state space and requires a set of initial decision rules that reduce to a set of non-linear expectational difference equations. Details of the numerical method appear in Appendix A.

With threshold regime change, a positive real rate shock raises inflation, as it does in a fixed regime, but the magnitude differs due to how agents formulate expectations of future inflation. With a fixed-regime, agents know that monetary policy will respond symmetrically next period to real rate shocks regardless of the sign of the shock. Threshold regime switching induces agents to expect a stronger monetary policy response next period whenever a positive real rate shock pushes inflation above its threshold.

To build intuition, it is helpful to consider a policy process that makes the two regimes very different:  $\alpha_0 = 1.5$  and  $\alpha_1 = 25$ . This extreme example has policy adjusting the nominal rate very aggressively when inflation exceeds its threshold. In states where lagged inflation is below its threshold, the monetary authority still adjusts the nominal rate more than one-for-one with inflation, but to a degree more in line with conventional Taylor rule specifications.

In purely forward-looking models with simple policy processes, like (10), regimes inherit their persistence from the real interest rate process. We make the real rate relatively serially correlated by setting  $\rho = .9$ .

Figure 1 reports the contemporaneous response surface for inflation as a function of the state—lagged inflation and the current real rate. States where lagged inflation exceeds its threshold trigger the more-aggressive policy that almost completely offsets the effect of a real rate shock on inflation. This is evident in the figure from the nearly flat portion of the shaded surface when  $\pi_{t-1} \geq 0$ . States where lagged inflation is below the threshold trigger the less-active policy and real rate shocks have larger impacts on inflation, as shown in the left panels of the figure.

Turning to more plausible policies, consider the baseline policy  $\alpha_0 = 1.5$  and  $\alpha_1 = 3$ . Figure 1 illustrates the response surface in comparison to the extreme example. The policy response when inflation exceeds its threshold is not as aggressive in the baseline policy, which allows real rates to have a larger impact on inflation. The figure also illustrates how expectations affect current inflation. When inflation is less than its threshold, the extreme and baseline policies both have  $\alpha_0 = 1.5$ . However, the response surfaces differ because in the extreme case agents incorporate the fact that a large real rate shock will cause inflation to exceed its threshold in the future and trigger the more-aggressive policy response. Thus, in the extreme case, positive real rate shocks have a smaller contemporaneous impact on inflation, even though both policies are responding with equal magnitude to current inflation. Much tighter future policy creates expectations formation effects that attenuate the increase in current inflation.

Figure 2 illustrates a slice of the response surface for given rates of lagged inflation. When lagged inflation is below its threshold ( $\pi_{t-1} = -.2$ ), the less-active monetary policy is in place in the current period. A large positive real rate shock, however,

can cause agents to expect more aggressive policy in the subsequent period. Consequently, the contemporaneous response of inflation has a kink at the point where a real rate shock triggers this shift in expectations. The positive real rate shock increases inflation, but by not as much as under the less-active fixed-regime policy, because expectations of future regimes affect the current equilibrium. Expectations formation effects show up as the distance between the  $\sigma$ 's—the fixed-regime model with  $\alpha = 1.5$ —and the solid line—the switching model with  $\alpha_0 = 1.5$  in place. This distance arises from the expectation of tighter policy next period, not from any difference between current policy stances.

Figure 3 corresponds to the impulse response evidence other studies have found for asymmetric impacts of macro shocks. The figure reports responses of inflation to one-time negative and positive real rate shocks of equal magnitude. For reference, it also reports responses for fixed regimes that are less active (dashed lines) and more active (dotted-dashed lines). Monetary policy is initially in the more-active regime. Following the positive shock, inflation rises and the more-active regime stays in place. Since the more-active policy is in place for both the positive and negative shocks in period 1, the positive shock has a smaller absolute impact because agents expect to stay in the more-active regime in the future, owing to the fact that persistence in the shock is likely to keep inflation above threshold. The negative shock lowers inflation and causes policy to switch to the less-active regime in period 2; agents' expectations adjust to reflect the greater likelihood that this regime stays in place in future periods. The change in expectations and less-active policy do less to offset the negative shock, so inflation displays a more persistent deviation from its threshold than following a positive shock.

**4.3. Asymmetric Distributions.** As the impulse responses imply, threshold switching creates an asymmetric distribution of inflation. The fixed-regime model with normal shocks implies a symmetric normal distribution. Under exogenous regime-switching, the distribution for inflation is a mixture of the two conditional distributions in each regime, where each conditional distribution is normal. With endogenous switching, the distribution is skewed to reflect that low or negative inflation rates are more likely to occur than high inflation rates. For illustration, figure 4 reports three histograms for different values of the Taylor coefficient in the regime where inflation exceeds its threshold. A very aggressive response,  $\alpha_1 = 25$  (top panel), produces a severely left-skewed distribution whose tail extends into rates of inflation far below threshold. As  $\alpha_1$  declines, the degree of skewness declines, but is still apparent in the case where  $\alpha_1 = 3$ . The skewness is eliminated as  $\alpha_1 \rightarrow \alpha_0$ .

Skewness arises from the expectations formation effects generated by the monetary policy process. The less-active monetary policy is relatively accommodating of shocks in states where inflation is below its threshold and policy is anticipated to remain less active, so a negative shock to the real rate transmits through to inflation to a larger

extent than when inflation is above its threshold. In contrast, when a shock raises inflation above its threshold and triggers an expected switch to the more-active policy, the impacts on inflation are dampened.

**4.4. Time-Varying Probabilities of Switching.** Although the threshold switching setup we employ implies that agents know the regime one period in advance, agents' expectations formation is nontrivial because they do *not* know all future regimes. The sequence of regimes that is realized depends on the sequences of exogenous shocks that are realized and on the serial correlation properties of those shocks. This section describes in detail how agents form rational expectations in this environment, clarifying the nature of expectations formation in the face of threshold switching of policy regimes.

In a state where the real rate shock is zero and inflation equals its threshold, agents know that the more-aggressive regime will be in place next period because  $\pi_{t-1} \geq 0$ . Forming expectations two periods ahead requires agents to compute the probability that in the following period a shock will hit that causes inflation to fall and policy authorities to adopt the less-active regime.

The probability of future regimes can be characterized precisely. The solution for inflation as a function of the minimum set of state variables,  $\Theta_t = (r_t, \pi_{t-1})$ , can be expressed as

$$\pi_t = h^\pi(r_t, \pi_{t-1}). \quad (11)$$

The smallest  $v_t$ , which is the innovation in the process for the real rate shock, necessary to induce  $S_{t+1} = 1$  (the state with more-aggressive policy) is given by the solution to

$$\min_{v_t} h^\pi(\rho r_{t-1} + v_t, h^\pi(r_{t-1}, \pi_{t-2})) \quad \text{s.t.} \quad \pi_t \geq 0.$$

The objective function is  $h^\pi(r_t, \pi_{t-1})$ , which is increasing in  $v_t$ , so the minimization problem simply finds the smallest innovation to the shock process that creates non-negative inflation at time  $t$ . The probability of  $S_{t+1} = 1$  is then

$$\Pr[S_{t+1} = 1 | \Theta_{t-1}] = \int_{v_t^*}^{\bar{v}} \phi(v; \sigma_v^2) dv, \quad (12)$$

where  $\bar{v}$  is the positive truncation point,  $v_t^*$  is the solution to the minimization problem, and  $\Theta_{t-1}$  includes all information at time  $t-1$ , which includes  $\pi_{t-1}$  and, therefore,  $S_t$ . The integral in (12) gives the probability of realizing a shock at  $t$ ,  $v_t \geq v_t^*$ , whose value is sufficiently large to induce  $S_{t+1} = 1$ .

To build intuition, consider an example. The economy is in its deterministic steady state at date  $t-2$ , so  $\pi_{t-2} = r_{t-2} = 0$ , which puts policy in the more-active regime,  $S_{t-1} = 1$ . Given the realization of  $v_{t-1}$ , regime at  $t$  is known and  $\Pr[S_t = 1 | \Theta_{t-1}]$

is a step function: if  $v_{t-1} \geq 0$ , then  $\pi_{t-1} > 0$  and  $\Pr[S_t = 1|\Theta_{t-1}] = 1$ , whereas if  $v_{t-1} < 0$ , then  $\pi_{t-1} < 0$  and  $\Pr[S_t = 1|\Theta_{t-1}] = 0$ .

Regime at  $t + 1$ , however, is not so easily deduced. Because the real rate shock is positively serially correlated,  $v_{t-1} < 0$  creates low inflation at  $t - 1$  and at future dates. To trigger a regime change, the innovation at  $t$  must be both positive and large enough to offset the persistent negative effects on inflation of the previous shock. Evidently, the smaller the negative shock at  $t - 1$ , the more likely it is that the shock at  $t$  will push inflation over the threshold and make  $S_{t+1} = 1$ .

The minimization problem for this example becomes

$$\min_{v_t} h^\pi(\rho v_{t-1} + v_t, h^\pi(v_{t-1}, 0)) \quad \text{s.t.} \quad \pi_t \geq 0.$$

Two parameters are critical to the solution of this problem— $\rho$ , which governs the degree of serial correlation of the real interest rate, and  $\alpha_1$ , the strength of the policy reaction to inflation in the more-active regime.<sup>8</sup> Figure 5 plots  $\Pr[S_{t+1}|\Theta_{t-1}]$  as a function of the innovation to the real rate at  $t - 1$ , for various degrees of serial correlation,  $\rho$ . The figure is drawn for  $\alpha_0 = 1.5$  and  $\alpha_1 = 3$ . When the shock is *i.i.d.* ( $\rho = 0$ ), regime is also *i.i.d.*, changing each time a shock of a different sign is realized.<sup>9</sup> Regardless of the realization of  $v_{t-1}$ , there is a 50-50 chance of either the less-active or the more-active regime at  $t + 1$  (dotted line). As the real rate becomes more persistent, if  $v_{t-1} > 0$ , the probability of switching to the less-active regime declines because it is less likely that a shock at  $t$  will be sufficiently large and negative to offset the serially correlated increase in inflation from the date  $t - 1$  positive shock. As the figure shows, for a given realization of  $v_{t-1}$ , the probability of staying in the more-active regime rises monotonically with  $\rho$ . This is a manifestation of the expectations formation effects.

Expectations formation effects also increase with the strength of the monetary policy reaction to inflation in the more-active regime. Figure 6 plots  $\Pr[S_{t+1}|\Theta_{t-1}]$  as a function of the innovation to the real rate at  $t - 1$ , for various values of  $\alpha_1$ , the Taylor coefficient in the more-active regime. The figure is drawn for  $\alpha_0 = 1.5$  and  $\rho = .9$ . For a given realization of  $v_{t-1} > 0$ , the probability in staying in the more-active regime from period  $t$  to period  $t + 1$  falls monotonically with  $\alpha_1$ . Put differently, as  $\alpha_1$  rises, monetary policy offsets real rate shocks to a larger extent in the more-active regime and raises the probability that future inflation will be below threshold, triggering the less-active policy. Consequently, larger shocks are required to keep the probability of switching to the more active regime constant as  $\alpha_1$  rises. The presence of a more-active regime, and a threshold rule for switching to it, changes expectations

<sup>8</sup>The variance of the shock,  $\sigma_v^2$ , is also important. For simplicity, we do not analyze this dimension.

<sup>9</sup>The graph is drawn for  $\rho = .01$ ; when  $\rho = 0$  the model collapses to the trivial solution  $\pi_t \equiv 0$ .

so that the economy spends more time in the less-active regime. These expectations formation effects underlie the asymmetric distribution of inflation in figure 4.

In general, a state where inflation is above threshold and the current real rate shock is positive results in agents placing little probability mass on the adoption of the less-active regime anytime in the near future. In such a state, expectations closely resemble those in a fixed-regime setting, where agents place zero probability on a change.

## 5. THRESHOLD SWITCHING IN A NEW KEYNESIAN MODEL

We now turn to assess the implications of endogenous regime-switching within a conventional new Keynesian model, as described in Woodford (2003). The log-linear consumption Euler equation and aggregate supply relations are

$$x_t = E_t x_{t+1} - \sigma^{-1}(i_t - E_t \pi_{t+1}) + g_t, \quad (13)$$

$$\pi_t = \beta E_t \pi_{t+1} + \kappa x_t + u_t, \quad (14)$$

where aggregate demand and supply shocks follow

$$g_t = \rho_g g_{t-1} + \varepsilon_{gt} \quad (15)$$

$$u_t = \rho_u u_{t-1} + \varepsilon_{ut} \quad (16)$$

with  $0 \leq \rho_g < 1$  and  $0 \leq \rho_u < 1$ . Innovations to the exogenous shocks have doubly truncated normal distributions with mean of 0 and variances  $\sigma_g^2$  and  $\sigma_u^2$ . For illustrative purposes, we use a conventional calibration:  $\beta = .99$ ,  $\omega = .66$ ,  $\sigma = 1$ ,  $\rho_g = \rho_u = .9$ ,  $\sigma_g^2 = \sigma_u^2 = .025$ , where  $1 - \omega$  is the fraction of firms that reset their price each period, following Calvo (1983) pricing. This calibration implies  $\kappa = .18$ .

**5.1. Monetary Policy Specification.** This section focuses on a monetary policy process where the current regime depends on lagged inflation and policy responds to contemporaneous inflation, as in the Fisherian model. The policy rule, in terms of deviations from the deterministic steady state, is

$$i_t = \alpha_{S_t} \pi_t. \quad (17)$$

The coefficient on inflation is a function of the inflation threshold and lagged inflation,

$$\alpha_{S_t} = (1 - I[\pi_{t-1} \geq \pi^*]) \alpha_0 + I[\pi_{t-1} \geq \pi^*] \alpha_1,$$

with  $\alpha_1 > \alpha_0 > 1$ .

**5.2. Supply Shocks.** Figure 7 reports the contemporaneous response of inflation to supply shocks at  $t$  for two values of lagged inflation—one that is below the threshold and triggers less-active policy at  $t$  (solid line) and one that exceeds the threshold and triggers the more-active regime at  $t$  (dotted-dashed line). For contrast, the figure also plots the contemporaneous impacts of supply on inflation when regime is fixed and less active ( $\alpha_0 = 1.5$ ,  $o$ 's) and when it is more active ( $\alpha_1 = 3$ ,  $x$ 's). The inflation threshold is set to zero, which is consistent with the steady state inflation rate around which the model equations are linearized.

The figure highlights the expectations formation effects that affect the equilibrium. Consider the solid line, which corresponds to below-threshold  $\pi_{t-1}$ , so policy is in the less-active regime at  $t$ . Positive supply shocks raise inflation but only slightly more than they would in a fixed, *more*-active regime, and raise it much less than in a fixed, less-active regime. The certainty that regime at  $t + 1$  will switch to being more active dampens inflation even when the prevailing regime is less active, so the expectations formation effects are given by the vertical distance between the  $o$ 's and the solid line. Expectations formation effects arising from the probability of switching back to less-active policy in periods  $t + k$ ,  $k > 1$ , make the solid line lie above the  $x$ 's—the more-active fixed regime.<sup>10</sup>

Parallel reasoning applies to negative supply shocks.<sup>11</sup> When inflation is above threshold at  $t - 1$  (dotted-dashed line), so policy is more active at  $t$ , the deflationary shock triggers the expectation of less-active policy at  $t + 1$ : inflation falls by more than it would if more-active policy were permanent (vertical distance between dashed lines and  $x$ 's). But inflation also falls by less than it would under a fixed less-active regime because of the probability regime will switch back to a more-active stance in subsequent periods.

In this purely forward-looking model, expectations formation effects are quantitatively significant. If agents know that policy next period will be more (less) active, then the current equilibrium will more closely mimic the equilibrium with a fixed more- (less-) active policy, even when current policy is less (more) active.

**5.3. Asymmetric Equilibrium Distributions.** Asymmetry arising from endogenously switching policy is apparent in impulse responses. Figure 8 reports the responses for output, inflation and the nominal rate to one-standard deviation positive and negative supply shocks, starting from the more-active regime initially. In the figure, the positive supply shock's impact on inflation is offset by monetary policy to

<sup>10</sup>Although the figure is drawn for particular values of lagged inflation— $\pi_{t-1} = \pm .37434$ —the magnitude of  $\pi_{t-1}$  is unimportant for the relative position of the solid line. Expectations formation effects are generated by the likelihood of a change in future regime, which depends on the *sign* of  $\pi_{t-1}$ , not its magnitude.

<sup>11</sup>We thank Rich Clarida for emphasizing this symmetry in his discussion of the paper.

a larger extent than is the negative supply shock. Positive shocks raise inflation and cause agents to increase the probability they attach to monetary policy remaining in the more-active regime.

The negative supply shock produces a kink in the period following the initial shock. Expectations prior to the supply shock were placing roughly equal weight on future monetary regimes. Following the negative supply shock, agents revise their expectations, placing more weight on the less-active monetary regime, since the probability of inflation exceeding its threshold in the near future is relatively low. The effects of the revisions of expectations towards the more accommodating monetary regime are realized the period following the shock, causing a further drop in inflation and the kink that is apparent in the figure.

**5.4. Output and Inflation Thresholds.** Flexible inflation targeting central banks operate under a legislative mandate that specifies multiple objectives—price stability, stable growth, high employment, safe payments systems, and so forth. The Swedish central bank, for example, is instructed that “without prejudice to the price stability target, [it] should furthermore support the goals of general economic policy with a view to maintaining a sustainable level of growth and high rate of employment” [Sveriges Riksbank (2006), p. 2].

Flexible inflation targeting can be modeled by extending the preceding analysis to make the switch in policy rules depend on both inflation and output gap thresholds. The second threshold builds additional nonlinearity into the response surfaces for inflation and output. The monetary rule is given by

$$i_t = \begin{cases} \alpha_0 \pi_t & \text{if } \pi_{t-1} < \pi^* \text{ and } x_{t-1} \geq 0 \\ \alpha_0 \pi_t + \gamma_0 x_t & \text{if } \pi_{t-1} < \pi^* \text{ and } x_{t-1} < 0 \\ \alpha_1 \pi_t & \text{if } \pi_{t-1} \geq \pi^* \end{cases}, \quad (18)$$

where  $\gamma_0 > 0$  and  $\alpha_1 > \alpha_0 > 1$ . If inflation exceeds its threshold, regardless of the level of output, the central bank responds aggressively to inflation and essentially disregards output gap fluctuations. (The “without prejudice to price stability” mandate.) In states when inflation is below its threshold, the monetary authority turns to output stabilization objectives, while still responding actively to inflation. (The “maintain growth” mandate.) When the output gap is negative, the monetary authority responds to the output gap by lowering rates; when it’s positive, the monetary authority does not respond to output fluctuations, reflecting a preference to let the boom continue, so long as inflation remains contained.

Figure 9 plots two response surfaces for inflation against lagged inflation and the contemporaneous supply shock. The shaded response surface is for states with  $x_{t-1} < 0$  and the solid white surface is for states with  $x_{t-1} \geq 0$ . In the state with the negative output gap, the monetary authority adjusts the nominal rate to stabilize output (a



positive coefficient on the output gap term in the policy rule). In states when inflation is below its threshold, the shaded surface indicates that policy does not aggressively offset supply shocks to stabilize inflation; this appears in the steep portion of the surface in this state. When inflation exceeds its threshold, the two response surfaces connect, since the rules in this state are the same. If inflation is below its threshold and output is above its threshold, then the monetary authority does less to stabilize output. In this state a positive supply shock drives up inflation and drives down output, but the monetary authority responds only to inflation, not output. In contrast to the case when output is below threshold, a positive supply shock drives up inflation and drives output down further; but there is a more aggressive interest rate response that stabilizes output.

## 6. THRESHOLD SWITCHING AND THE ‘PREEMPTION DIVIDEND’

Central banks aim to strike preemptively by aggressively increasing interest rates in response to latent future inflation. Federal Reserve behavior in 1994 is an example of such a strike: rapid increases in long-term bond yields were viewed as reflecting expectations of higher future inflation, despite relatively docile contemporaneous inflation. Goodfriend (2005) describes this episode as an “inflation scare” and argues it is an illustration of a successful preemptive strike against inflation, based on subsequent realizations of low inflation, the flattening out of the yield curve, and the decline in survey measures of expected inflation through 1995 [Clark (1996)].

Establishing and maintaining the central bank’s credibility as an inflation fighter is central to Goodfriend’s argument that preemption is good policy. By demonstrating its willingness to act boldly to combat inflation even before it shows up in headline measures, a central bank can anchor inflation expectations. As Bernanke (2004) emphasizes, preemption was a hallmark of Federal Reserve policy under Alan Greenspan.

While it is possible to model preemptive actions in fixed-regime models as an intervention on exogenous “shocks” to the monetary policy rule, as Leeper and Zha (2003) do, it is difficult to see how that approach can have the lasting effects on expectation formation that Goodfriend emphasizes lie at the heart of combating inflation scares. Interventions on shocks can shift conditional expectations, but they cannot affect expectations functions; they generate direct effects, but no expectations formation effects. Discrete shifts in policy rules that affect expectations functions seem to be an integral part of Goodfriend’s story.

To model a preemptive strike, we need an environment in which expected inflation can rise in response to a shock. The canonical new Keynesian model of the previous sections produces rapid adjustments to shocks, so any persistence in output and inflation arises from serial correlation in the exogenous shock process. The hybrid new Keynesian model, employed by Clarida, Gali, and Gertler (2000) or Christiano,

Eichenbaum, and Evans (2005), introduces backward-looking elements to behavior that permit inflation and output to exhibit the hump-shaped dynamics often found in VAR studies. When shocks generate a steadily increasing path of inflation, the monetary authority is presented with the opportunity to respond more aggressively than normal to rising forecasts of inflation.

The Phillips curve from the hybrid new Keynesian model is

$$\pi_t = (1 - \omega_\pi) \pi_{t-1} + \omega_\pi E_t \pi_{t+1} + \lambda x_t + u_t, \quad (19)$$

where  $\pi_{t-1}$  enters due to the assumption that firms that cannot reoptimize their pricing decisions simply index their nominal prices to past inflation. The consumption Euler equation is

$$x_t = (1 - \omega_x) x_{t-1} + \omega_x E_t x_{t+1} - \sigma^{-1} (R_t - E_t \pi_{t+1}) + g_t. \quad (20)$$

The shocks,  $u_t$  and  $g_t$ , are *i.i.d.*, have means of zero and obey a doubly truncated normal distribution. The parameter  $\omega_x$  is an index of internal habit formation.

A preemptive strike calls for a different rule in certain states. States that imply high and rising current inflation, coupled with rising expected inflation, triggers a more-aggressive monetary policy rule. Let the vector of current and lagged endogenous variables at  $t$  be denoted by  $\xi_t = (\pi_t, x_t, \pi_{t-1}, x_{t-1})$  and define the policy process to be

$$i_t = \begin{cases} \alpha_0 \pi_t & \xi_t \notin \Upsilon_t \\ \alpha_1 \pi_t & \xi_t \in \Upsilon_t \end{cases}, \quad (21)$$

where  $\alpha_1 > \alpha_0 > 1$ .  $\Upsilon_t$ , the “inflation-scare” state that generates a preemptive policy switch, is defined as

$$\Upsilon_t = \{ \xi_t | \pi_t \geq 0, \pi_t > \pi_{t-1}, E_t \pi_{t+1} > \pi_t \}. \quad (22)$$

The conditional expectation of inflation that enters the preemptive state,  $\Upsilon_t$ , is both the central bank’s and the private sector’s rational expectation formed conditional on policy specification (21) and (22) and the economic structure in (19) and (20), along with the distribution of the shocks.

Expressions (21) and (22) combine a simple feedback rule with forward-looking threshold switching criteria to produce a forecast-based policy process. In practice, most central banks follow forecast-based policies [Bernanke (2004) and Svensson (2005)], so the specification in (21) and (22) brings the paper’s analysis closer in line with actual policy behavior than do the backward-looking thresholds considered above.

We choose parameters in line with estimates from the literature in order to gauge the quantitative impact of preemptive action on inflation and output. Parameter values for the Phillips curve are consistent with estimates in Gali, Gertler, and Lopez-Salido (2005), where  $\omega_\pi = .65$  and  $\lambda = .03$ . For the consumption Euler equation

we use  $\sigma^{-1} = .16$  (from table 5.1 in Woodford (2003)) and  $\omega_x = .52$ , a value from Dennis (2005) that indicates a substantial degree of habit persistence. In this exercise, “normal” policy sets  $\alpha_0 = 1.5$  and the preemptive policy sets  $\alpha_1 = 5$ .

To generate hump-shaped responses, we focus on the demand shock,  $g_t$ , which produces a peak response in inflation one period after the shock. This calibration, together with *i.i.d.* shocks does not produce hump-shaped responses to cost shocks,  $u_t$ . In this case, disturbances to the Phillips curve can never trigger a preemptive switch in regime because they do not produce inflation paths that satisfy the criterion  $E_t \pi_{t+1} > \pi_t$ .<sup>12</sup>

Because the switch to more-active preemptive policy at time  $t$  is triggered by the state at  $t$  and its implications for inflation at  $t + 1$ , the regime at  $t + 1$  is not known with certainty, as it was in the previous threshold examples. In fact, with *i.i.d.* shocks and the present calibration, which generates a response that peaks the period after the shock, agents expect the more-active policy to be in place only at time  $t$ .

Using the baseline parameter values, figure 10 shows impulse responses to a demand shock realized in period  $t = 5$  under the endogenously switching preemptive policy (solid line), and compares them to the fixed-regime policy (dashed line).<sup>13</sup> The fixed-regime policy uses  $\alpha_0 = 1.5$ . The demand shock generates a delayed rise in inflation, where the peak occurs the period following the shock under both policies. Under both policies, the shock raises inflation and creates an expectation of higher future inflation. This triggers a preemptive rise in rates that partially offsets the subsequent rise in inflation and reduces output.

What does implementing a preemptive, threshold-switching policy buy the monetary authority? We answer this question by isolating the expectations formation effects that arise under the preemptive policy, but are absent from the fixed-regime. Figure 11 mimics the shock intervention exercises in Leeper and Zha (2003) to create a sequence of *i.i.d.* policy shocks  $\{\hat{\varepsilon}_t\}$ , that allows the fixed-regime policy,  $i_t = \alpha_0 \pi_t + \varepsilon_t$  to exactly reproduce the interest rate path that the preemptive switching policy implements (bottom panel). In the first two panels we see that under preemptive,

---

<sup>12</sup>There is some empirical evidence supporting this. Based on VAR evidence, there is a broad consensus that demand shocks tend to produce humps in output and inflation [Gali (1992), Leeper, Sims, and Zha (1996)]. The evidence on whether supply (or cost) shocks also produce humps, particularly in inflation, is more mixed. Gali (1992) finds they do not, while Ireland (2004) finds that they do.

<sup>13</sup>The nonlinear endogenous switching model has a stochastic steady state—defined as the state the economy converges to when all shocks are set to zero—that differs from the linear model (where the steady state is zero inflation and zero output gap). For comparison, the impulse responses are reported with the non-zero steady state swept-out of the nonlinear model. Because the stochastic steady states for inflation and output are below zero, the figures understate the actual difference between policies.

threshold-switching policy (solid lines), monetary policy is more effective than fixed-regime policy (dashed lines): inflation rises by much less. The figure makes apparent that in the case of a demand shock, output is stabilized also.

The magnitude of the total preemptive dividend for inflation—defined as the difference in the areas under the two inflation responses in figure 11—varies with agents’ expectations of policy regime in periods after the initial disturbance. Expectations of future regimes, in turn, vary with the size of the initial demand shock: the larger the shock at  $t$ , the higher the probability that the preemptive state will be realized at  $t + k$ , and the larger are the expectations formation effects. This is shown in figure 12, which reports the long-run effect on the price level of a demand shock at  $t$  of a size given by the  $x$ -axis under preemptive policy (solid line) and fixed-regime less-active policy (dashed line). As in figure 11, *i.i.d.* policy shocks are added to the fixed-regime policy to match the interest rate path under switching. The long-run preemption dividend for inflation increases monotonically with the size of the shock, and can be quantitatively significant when demand shocks are large.

## 7. CONCLUDING REMARKS

Endogenous switching of the monetary authority’s policy rule carries important implications for how private agents form expectations. This paper has employed threshold switching as a simple method for endogenizing policy regime changes that has the appeal of resembling actual policy behavior in stylized form. Under threshold switching, where policy rules change when endogenous variables cross specified thresholds, symmetric shocks have asymmetric effects and the policy process generates quantitatively significant expectation formation effects. A preemptive policy rule highlights the implications expectations formation effects have on equilibrium outcomes. A monetary authority that stands ready to aggressively raise interest rates in response to forecasts of rising inflation can shift expectations, enhancing the effectiveness of efforts to stabilize inflation and output following demand shocks when compared to a fixed-regime policy. We refer to the reduced volatility of inflation following a demand shock as the “preemptive dividend.”

This line of work raises issues for further study. First, to what should the benefits of preemptive policy be compared? This paper contrasts the effects under preemption to those under a simple, time-invariant Taylor rule. In keeping with the second-best policy perspective, it is interesting to contrast welfare under preemption with threshold switching to “optimal implementable” policy rules, as in Schmitt-Grohe and Uribe (2006).<sup>14</sup> Implementable rules are constrained to make policy instruments respond to observable variables, rather than to exogenous disturbances.

---

<sup>14</sup>In linear frameworks, the fully optimal monetary policy is linear in the exogenous shocks. Clearly, endogenous switching policy cannot improve on optimal policies.

A second issue emerges from the observation that in this paper, preemptive threshold switching appears to offer a free lunch. It reduces the volatility of output and inflation following demand shocks, but is not triggered by supply shocks for which the preemptive policy would not uniformly reduce volatility. The difference arises because supply shocks, in the calibration we used, do not generate hump-shaped responses that would induce policy regime to change. Ultimately, the existence of humped responses is an empirical question. The present work suggests that the answer to the question could have some practical implications for the behavior of monetary policy.

Endogenous regime change represents a new mechanism by which expectations formation matters in determining the impacts of monetary policy. Given the magnitudes of expectations formation effects that emerge from conventionally calibrated new Keynesian models with threshold switching, conducting monetary policy to “manage expectations” is potentially quite powerful.

## REFERENCES

- AKERLOF, G. A., AND J. L. YELLEN (1985): "A New-Rational Model of the Business Cycle with Wage and Price Inertia," *Quarterly Journal of Economics*, 100(Suppl. 4), 823–838.
- ANDOLFATTO, D., AND P. GOMME (2003): "Monetary Policy Regimes and Beliefs," *International Economic Review*, 44(1), 1–30.
- BALL, L., AND N. G. MANKIW (1994): "Asymmetric Price Adjustment and Economic Fluctuations," *Economic Journal*, 104(23), 247–261.
- BALL, L., AND D. ROMER (1990): "Real Rigidities and the Non-Neutrality of Money," *Review of Economic Studies*, 57(2), 183–203.
- BERNANKE, B. S. (2004): "The Logic of Monetary Policy," Remarks made before the National Economists Club, December 2, Board of Governors of the Federal Reserve System.
- BERNANKE, B. S., AND M. GERTLER (1989): "Agency Costs, New Worth, and Business Fluctuations," *American Economic Review*, 79(1), 14–31.
- (1995): "Inside the Black Box: The Credit Channel of Monetary Policy Transmission," *Journal of Economic Perspectives*, 9(4), 27–48.
- BLINDER, A. S. (1997): "What Central Bankers Could Learn from Academics—and Vice Versa," *Journal of Economic Perspectives*, 11(2), 3–19.
- CALVO, G. A. (1983): "Staggered Prices in a Utility Maximizing Model," *Journal of Monetary Economics*, 12(3), 383–398.
- CHOI, W. G., AND M. B. DEVEREUX (2005): "Asymmetric Effects of Government Spending: Does the Level of Real Interest Rates Matter?," IMF Working Paper.
- CHRISTIANO, L. J., M. EICHENBAUM, AND C. L. EVANS (2005): "Nominal Rigidities and the Dynamic Effects of a Shock to Monetary Policy," *Journal of Political Economy*, 113(1), 1–45.
- CLARIDA, R., J. GALI, AND M. GERTLER (2000): "Monetary Policy Rules and Macroeconomic Stability: Evidence and Some Theory," *Quarterly Journal of Economics*, 115(1), 147–180.
- CLARK, T. E. (1996): "U.S. Inflation Developments in 1995," *Federal Reserve Bank of Kansas City Economic Review*, (First Quarter), 27–42.
- COLEMAN, II, W. J. (1991): "Equilibrium in a Production Economy with an Income Tax," *Econometrica*, 59(4), 1091–1104.
- COLOGNI, A., AND M. MANERA (2006): "The Asymmetric Effects of Oil Shocks on Output Growth: A Markov-Switching Analysis for the G-7 Countries," Manuscript, Fondazione Eni Enrico Mattei.
- COVER, J. P. (1992): "Asymmetric Effects of Positive and Negative Money-Supply Shocks," *Quarterly Journal of Economics*, 107(4), 1261–1282.
- DANIEL, B. C. (2003): "Fiscal Policy, Price Surprises, and Inflation," Manuscript, SUNY Albany.

- DAVIG, T. (2004): "Regime-Switching Debt and Taxation," *Journal of Monetary Economics*, 51(4), 837–859.
- DAVIG, T., AND E. M. LEEPER (2006a): "Fluctuating Macro Policies and the Fiscal Theory," in *NBER Macroeconomics Annual 1996, forthcoming*, ed. by D. Acemoglu, K. Rogoff, and M. Woodford. MIT Press, Cambridge.
- (2006b): "Generalizing the Taylor Principle," Manuscript, Indiana University.
- DAVIG, T., E. M. LEEPER, AND H. CHUNG (2004): "Monetary and Fiscal Policy Switching," *Journal of Money, Credit and Banking, forthcoming*, NBER Working Paper No. 10362.
- DELONG, J. B., AND L. H. SUMMERS (1988): "How Does Macroeconomic Policy Affect Output?," *Brookings Papers on Economic Activity*, (2), 433–494.
- DENNIS, R. (2005): "Specifying and Estimating New Keynesian Models with Instrument Rules and Optimal Monetary Policies," Federal Reserve Bank of San Francisco Working Paper 2004-17.
- FAVERO, C. A., AND T. MONACELLI (2005): "Fiscal Policy Rules and Regime (In)Stability: Evidence from the U.S.," Manuscript, IGIER.
- GALI, J. (1992): "How Well Does the IS-LM Model Fit Postwar U.S. Data?," *Quarterly Journal of Economics*, 107(2), 709–738.
- GALI, J., M. GERTLER, AND J. D. LOPEZ-SALIDO (2005): "Robustness of the Estimates of the Hybrid New Keynesian Phillips Curve," NBER Working Paper No. 11788.
- GERTLER, M. (1992): "Financial Capacity and Output Fluctuations in an Economy with Multi-Period Financial Relationships," *Review of Economic Studies*, 59(3), 455–472.
- GHADDAR, D. K., AND H. TONG (1981): "Data Transformation and Self-Exciting Threshold Autoregression," *Journal of the Royal Statistical Society*, 30(Series C), 238–248.
- GOODFRIEND, M. (2005): "Inflation Targeting for the United States?," in *The Inflation-Targeting Debate*, ed. by B. S. Bernanke, and M. Woodford, pp. 311–337. University of Chicago Press, Chicago.
- HOOKE, M. (2002): "Are Oil Shocks Inflationary? Asymmetric and Nonlinear Specifications versus Changes in Regime," *Journal of Money, Credit and Banking*, 34(2), 540–561.
- HOOKE, M. A., AND M. M. KNETTER (1996): "The Effects of Military Spending on Economic Activity: Evidence from State Procurement Spending," Manuscript, Wellesley College.
- IRELAND, P. N. (2004): "Technology Shocks in the New Keynesian Model," *Review of Economics and Statistics*, 86(4), 923–936.
- LEEPE, E. M., C. A. SIMS, AND T. ZHA (1996): "What Does Monetary Policy Do?," *Brookings Papers on Economic Activity*, 2, 1–63.

- LEEPER, E. M., AND T. ZHA (2003): "Modest Policy Interventions," *Journal of Monetary Economics*, 50(8), 1673–1700.
- LUBIK, T. A., AND F. SCHORFHEIDE (2004): "Testing for Indeterminacy: An Application to U.S. Monetary Policy," *American Economic Review*, 94(1), 190–217.
- MACKOWIAK, B. (2006): "Macroeconomic Regime Switching and Speculative Attacks," Manuscript, Humbolt University.
- ORPHANIDES, A., AND D. W. WILCOX (2002): "The Opportunistic Approach to Disinflation," *International Finance*, 5(1), 47–71.
- ORPHANIDES, A., AND J. C. WILLIAMS (2005): "Inflation Scares and Forecast-Based Monetary Policy," *Review of Economic Dynamics*, 8(2), 498–527.
- OWYANG, M., AND G. RAMEY (2004): "Regime Switching and Monetary Policy Measurement," *Journal of Monetary Economics*, 51(8), 1577–1597.
- RAVN, M. O., AND M. SOLA (2004): "Asymmetric Effects of Monetary Policy in the United States," *Federal Reserve Bank of St. Louis Review*, 86(5), 41–60.
- SCHMITT-GROHE, S., AND M. URIBE (2006): "Optimal Simple and Implementable Monetary and Fiscal Rules," *Journal of Monetary Economics*, forthcoming.
- SIMS, C. A. (1997): "Fiscal Foundations of Price Stability in Open Economies," Manuscript, Yale University.
- SIMS, C. A., AND T. ZHA (2006): "Were There Regime Switches in US Monetary Policy?," *American Economic Review*, 96(1), 54–81.
- SURICO, P. (2003): "Asymmetric Reaction Functions for the Euro Area," *Oxford Review of Economic Policy*, 19(1), 44–57.
- (2006): "The Fed's Monetary Policy Rule and U.S. Inflation: The Case of Asymmetric Preferences," *Journal of Economic Dynamics and Control*, forthcoming.
- SVENSSON, L. E. O. (2005): "Monetary Policy with Judgment: Forecast Targeting," *International Journal of Central Banking*, 1(1), 1–54.
- SVERIGES RIKSBANK (2006): "Monetary Policy in Sweden," available at <http://www.riksbank.com>, May 18.
- TAYLOR, J. B. (1993): "Discretion versus Policy Rules in Practice," *Carnegie-Rochester Conference Series on Public Policy*, 39, 195–214.
- WOODFORD, M. (2003): *Interest and Prices: Foundations of a Theory of Monetary Policy*. Princeton University Press, Princeton, N.J.



APPENDIX A. NUMERICAL SOLUTION METHOD

Threshold switching induces nonlinearity into each model that requires the use of numerical methods to obtain a solution. We use the monotone map algorithm, as in Coleman (1991), which is an iterative method that constructs decision rules over a discretization of the state space. To initialize the algorithm, we use the solutions from each model's fixed-regime counterpart, but also check that the final solution is not sensitive to initial conditions by perturbing these initial conditions. The final solution is invariant with respect to perturbations in the initial rules, suggesting the solution is locally unique.

As an example, consider the new Keynesian model with threshold switching and supply shocks. Implementation of the algorithm begins by taking the initial rules for inflation and the output gap,  $\widehat{h}^\pi(u_t, \pi_{t-1}) = \pi_t$  and  $h^x(u_t, \pi_{t-1}) = x_t$ , and substituting them into the functions describing private sector behavior and policy, yielding

$$x_t = E_t \left[ \widehat{h}^x(u_{t+1}, \pi_t) \right] - \sigma^{-1} (i_t - E_t \left[ \widehat{h}^\pi(u_{t+1}, \pi_t) \right]), \quad (23)$$

$$\pi_t = \beta E_t \left[ \widehat{h}^\pi(u_{t+1}, \pi_t) \right] + \kappa x_t + u_t, \quad (24)$$

where  $u_t$  is a zero-mean, *i.i.d.* random variable with a doubly truncated normal distribution and variance of  $\sigma_u^2$ . Monetary policy is set according to

$$i_t = \alpha_{S_t} \pi_t, \quad (25)$$

where

$$\alpha_{S_t} = (1 - I[\pi_{t-1} \geq 0]) \alpha_0 + I[\pi_{t-1} \geq 0] \alpha_1. \quad (26)$$

For a given  $u_t$  and  $\pi_{t-1}$ , (26) determines  $\alpha_{S_t}$  and then substituting (25) into (23) yields

$$x_t = \int_a^b \phi(u; \sigma_u^2) \widehat{h}^x(u, \pi_t) du - \sigma^{-1} (\alpha_{S_t} \pi_t - \int_a^b \phi(u) \widehat{h}^\pi(u, \pi_t) du), \quad (27)$$

$$\pi_t = \beta \int_a^b \phi(u; \sigma_u^2) \widehat{h}^\pi(u, \pi_t) du + \kappa x_t + u_t, \quad (28)$$

where  $\phi(\cdot)$  is the normal density,  $a = -3\sigma^2$  and  $b = 3\sigma^2$ . Expectations are evaluated using trapezoid integration, so

$$\int_a^b \phi(u; \sigma_u^2) \widehat{h}^\pi(u, \pi_t) du = \frac{h}{2} [f_0^\pi + 2f_1^\pi + \dots + 2f_{N-1}^\pi + f_N^\pi], \quad (29)$$

$$\int_a^b \phi(u; \sigma_u^2) \widehat{h}^x(u, \pi_t) du = \frac{h}{2} [f_0^x + 2f_1^x + \dots + 2f_{N-1}^x + f_N^x], \quad (30)$$

where  $f_j^\pi = \phi(u_i; \sigma_u^2) \widehat{h}^\pi(u_i, \pi_t)$ ,  $f_j^x = \phi(u_i; \sigma_u^2) \widehat{h}^x(u_i, \pi_t)$ ,  $h = \frac{b-a}{N}$ ,  $u_i = a + hi$  and  $N$  is the number of nodes. Linear interpolation is used to evaluate  $\widehat{h}^\pi(u_i, \pi_t)$  and

$\widehat{h}^\pi(u_i, \pi_t)$  for  $i = 1, \dots, N$  inside the integral. The relevance of threshold switching appears when evaluating the integral, since agents place positive probability on the set of shocks next period that would trigger a different monetary policy in the future.

Again, the system is

$$\begin{aligned} x_t &= \frac{h}{2} [f_0^x + 2f_1^x + \dots + 2f_{N-1}^x + f_N^x] - \sigma^{-1}(\alpha_{S_t} \pi_t - \frac{h}{2} [f_0^\pi + 2f_1^\pi + \dots + 2f_{N-1}^\pi + f_N^\pi]), \\ \pi_t &= \beta \frac{h}{2} [f_0^\pi + 2f_1^\pi + \dots + 2f_{N-1}^\pi + f_N^\pi] + \kappa x_t + u_t, \end{aligned}$$

which is two equations with two unknowns,  $x_t$  and  $\pi_t$ . The state vector and the decision rules are taken as given when solving the system. The system is then solved for every set of state variables over a discrete partition of the state space. This procedure is repeated until the iteration improves the current decision rules at any given state vector by less than some convergence criterion,  $\epsilon$ , set to 1e-8.

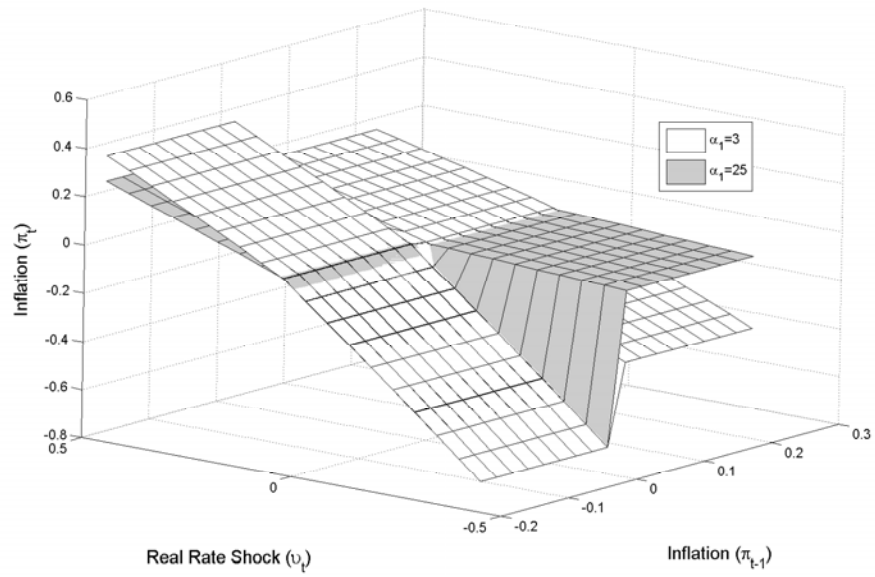


FIGURE 1. Contemporaneous response surface for inflation as a function of past inflation and current real rate shock in Fisherian model. Less-active regime is  $\alpha_0 = 1.5$ ; more-active regime is  $\alpha_1 = 3$  (white surface) or  $\alpha_1 = 25$  (shaded surface)

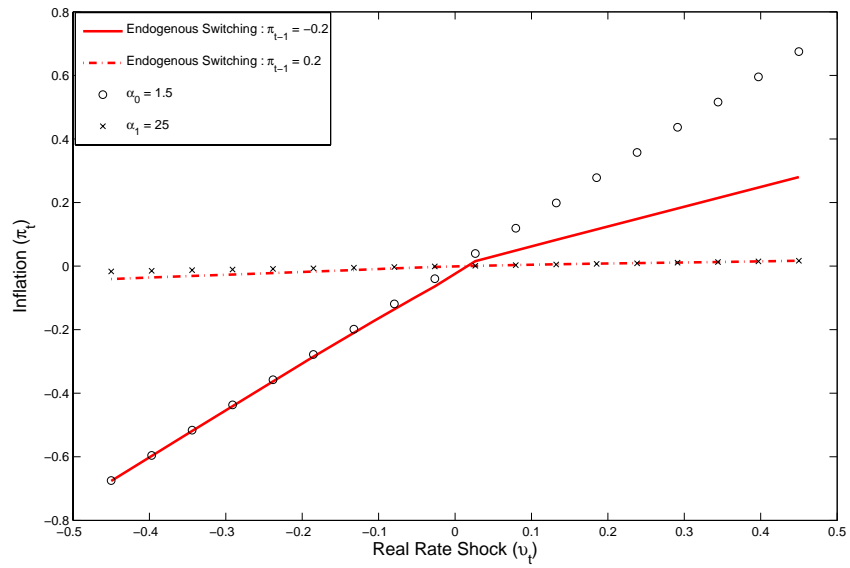


FIGURE 2. Contemporaneous inflation response to a real rate shock in Fisherian model: Threshold switching,  $\pi_{t-1} = -0.2$  (solid line) and  $\pi_{t-1} = 0.2$  (dotted-dashed line) and fixed-regime with less-active ( $\alpha_0 = 1.5$ ) and more-active ( $\alpha_1 = 3$ )

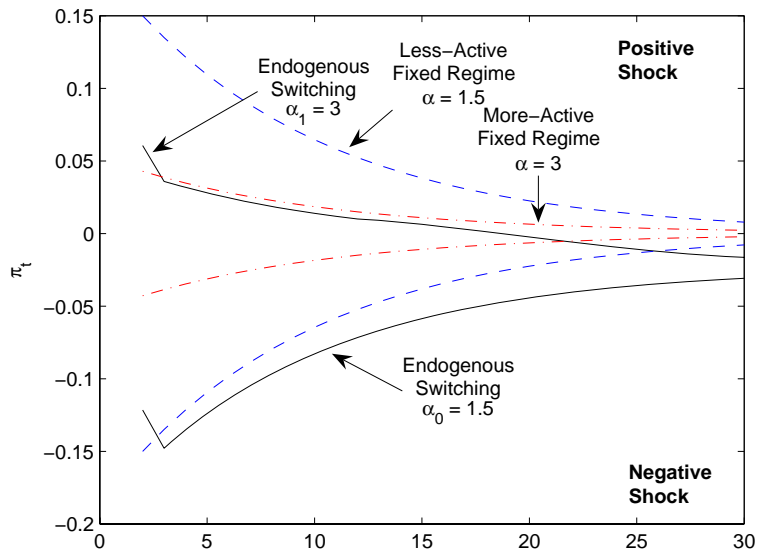


FIGURE 3. Responses of inflation to positive and negative real rate shocks in Fisherian model: Threshold switching (solid lines) and fixed regime less-active (dashed lines) and fixed regime more-active (dotted-dashed lines)

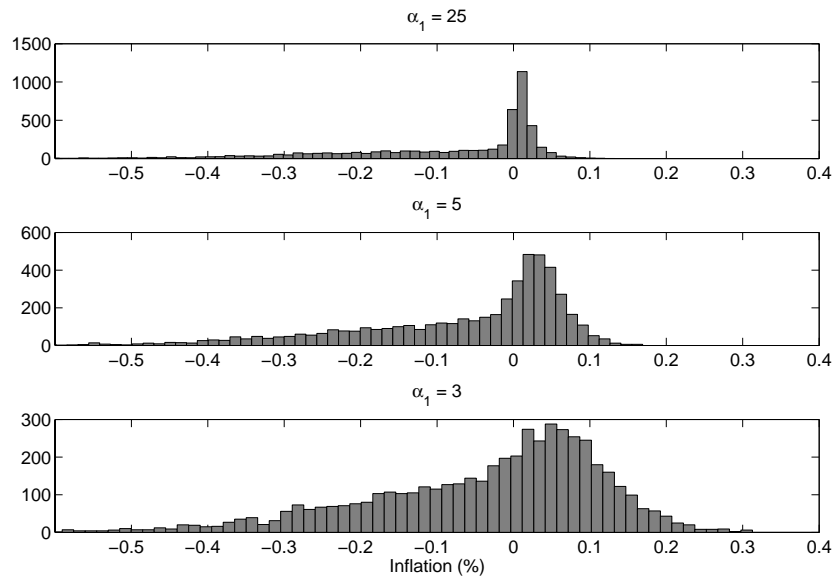


FIGURE 4. Distribution of inflation in Fisherian model: Threshold switching with less-active regime  $\alpha_0 = 1.5$  and various settings of more-active regime

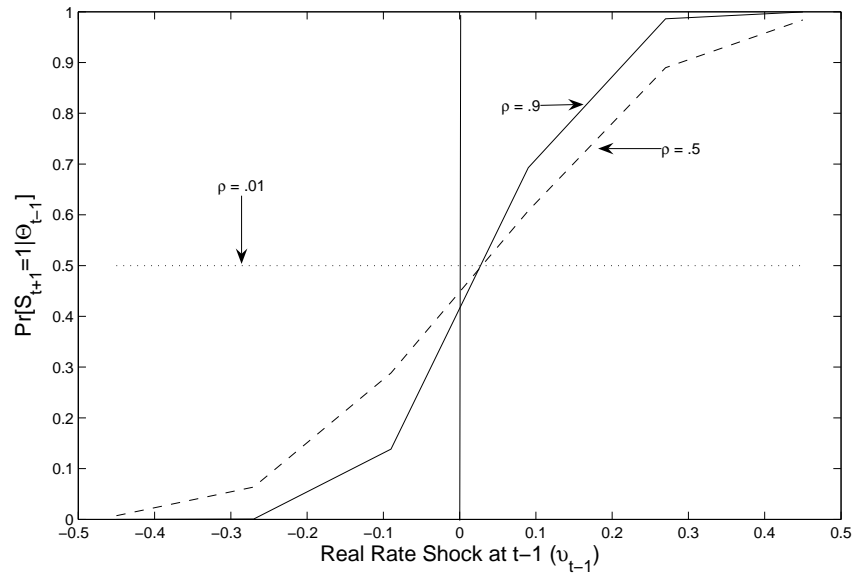


FIGURE 5. Probability of  $S_{t+1} = 1$  conditional on information at  $t - 1$ ,  $\Theta_{t-1} = (r_{t-1}, \pi_{t-2})$ , as function of the real interest rate shock at  $t - 1$ , for various values of the serial correlation of the exogenous shock,  $\rho$ . Drawn for  $\alpha_0 = 1.5$  and  $\alpha_1 = 3$ .

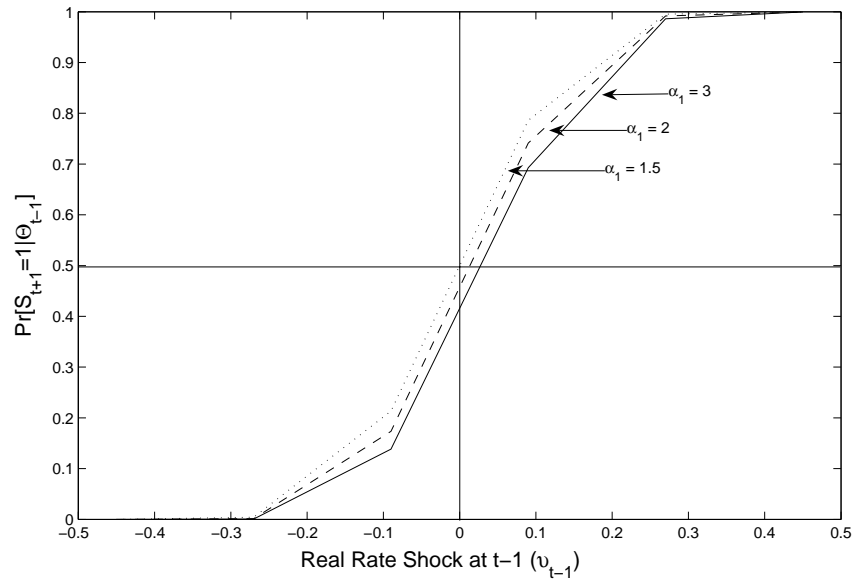


FIGURE 6. Probability of  $S_{t+1} = 1$  conditional on information at  $t - 1$ ,  $\Theta_{t-1} = (r_{t-1}, \pi_{t-2})$ , as function of the real interest rate shock at  $t - 1$ , for various values of the Taylor parameter in the more-active regime,  $\alpha_1$ . Drawn for  $\alpha_0 = 1.5$  and  $\rho = .9$ .



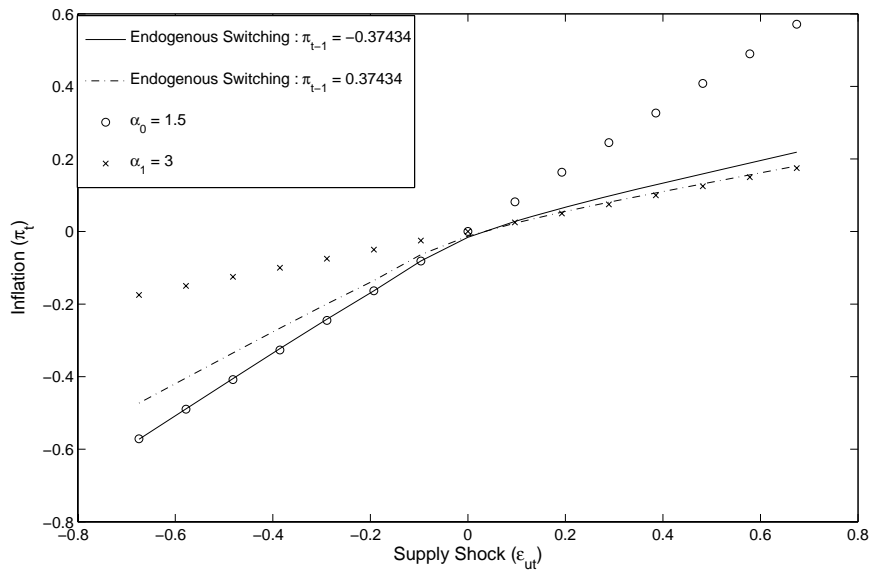


FIGURE 7. Contemporaneous response of inflation to supply shocks in the new Keynesian model: Threshold switching and fixed regime with less-active ( $\alpha_0 = 1.5$ ) and more-active ( $\alpha_1 = 3$ )

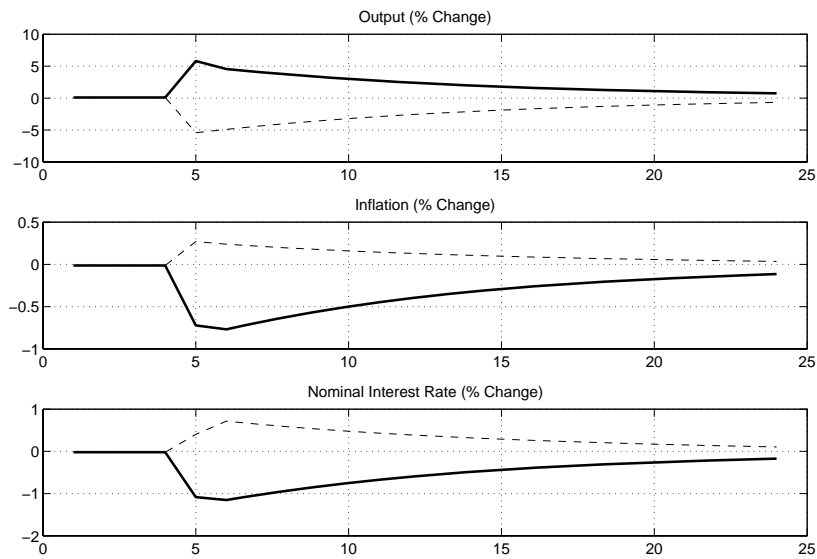


FIGURE 8. Responses to positive and negative supply shocks in new Keynesian model with threshold switching

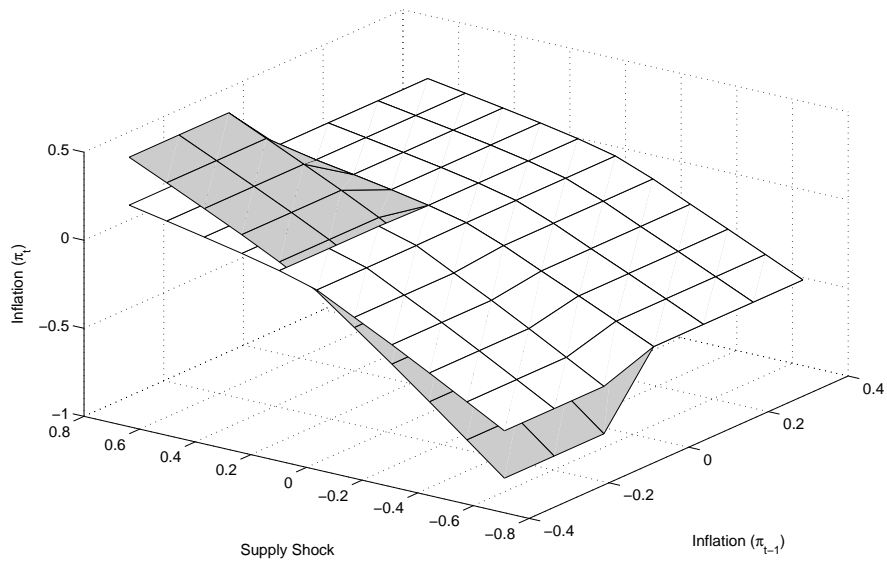


FIGURE 9. Contemporaneous response surface for inflation as function of past inflation and current supply shock: inflation and output gap thresholds. White surface is states with  $x_{t-1} \geq 0$ ; shaded surface is states with  $x_{t-1} < 0$

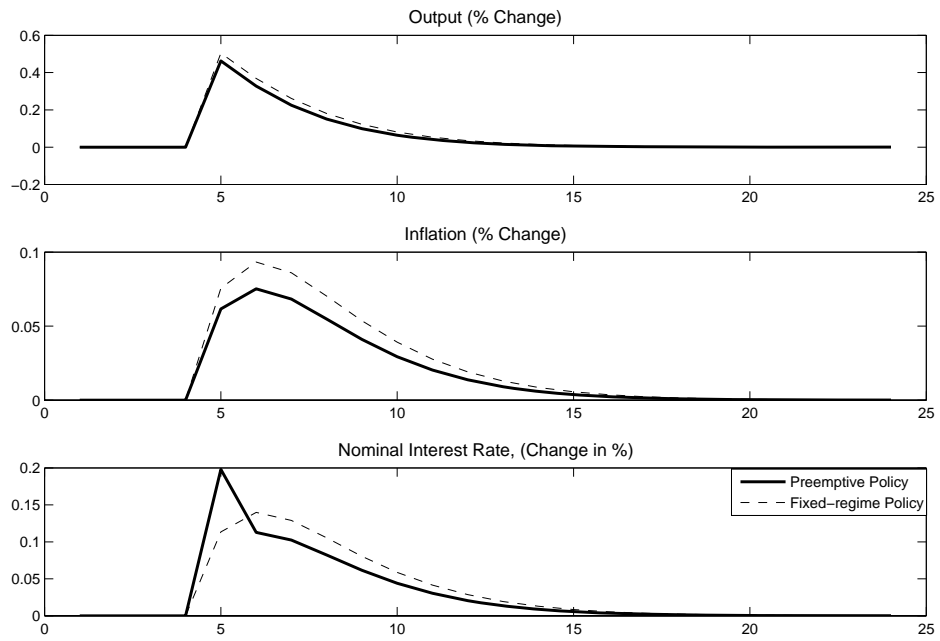


FIGURE 10. Preemptive policy strike against inflation in the hybrid new Keynesian model. Fixed regime sets  $\alpha = 1.5$ ; preemptive switching policy sets  $\alpha_0 = 1.5$  and  $\alpha_1 = 5$ .

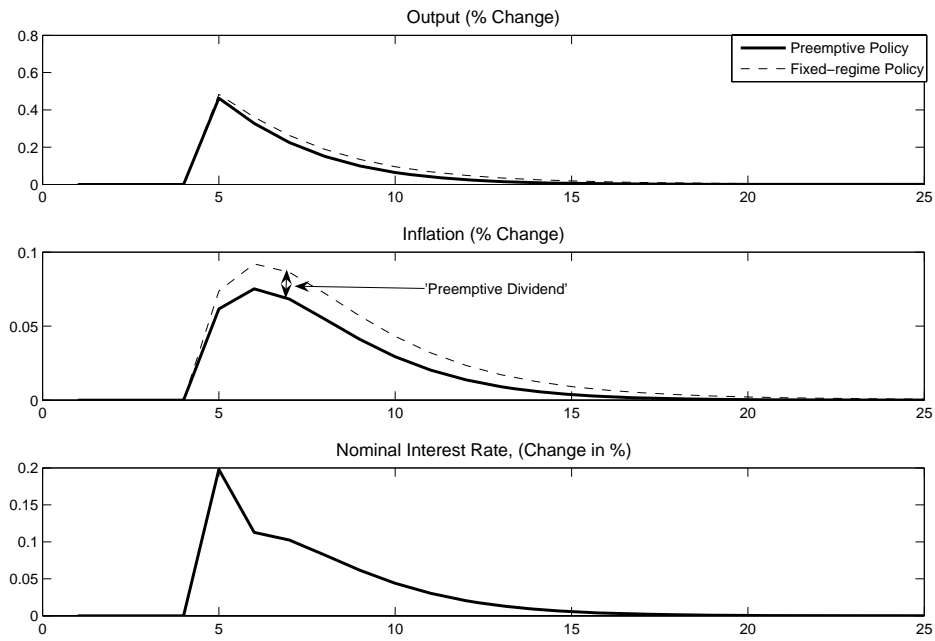


FIGURE 11. Modeling preemptive policy in fixed- and in threshold-switching regimes. Figure feeds *i.i.d.* policy shocks into the fixed-regime policy rule to reproduce the interest rate path in the switching model. Fixed regime sets  $\alpha = 1.5$ ; preemptive switching policy sets  $\alpha_0 = 1.5$  and  $\alpha_1 = 5$ .

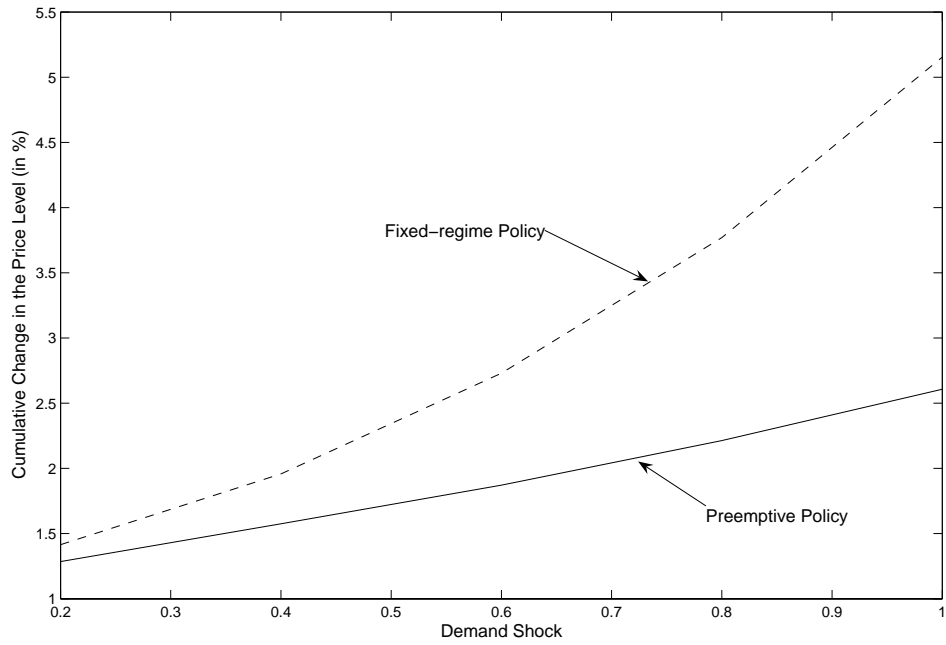


FIGURE 12. Preemption dividend as a function of size of demand shock. Plots the total long-run effect on the price level for any given sized demand shock for preemptive threshold-switching policy (solid line) and fixed regime with  $\alpha = 1.5$ ; preemptive switching policy sets  $\alpha_0 = 1.5$  and  $\alpha_1 = 5$ . Fixed regime adds *i.i.d.* shocks to policy rule to match interest rate path, as in figure 11.