


 Cite this: *RSC Adv.*, 2021, **11**, 1569

Endohedral metallofullerene electrides of $\text{Ca}_{12}\text{O}_{12}$ with remarkable nonlinear optical response

 Annum Ahsan,^a Saima Khan,^a Mazhar Amjad Gilani^{*b} and Khurshid Ayub ^{*a}

Herein, the structural, electronic, thermodynamic, linear and nonlinear optical properties of inorganic electrides, generated by alkali metal doping in group II–VI $\text{Ca}_{12}\text{O}_{12}$ fullerene, are studied. Endohedral doping of alkali metal leads to the formation of electrides whereas no such phenomenon is seen for exohedral doping. The electride nature of the endohedral fullerenes is confirmed through the analysis of frontier molecular orbitals. The results show that doping of alkali metal atoms leads to a reduction of the HOMO–LUMO gap and increase of the dipole moment, polarizability and hyperpolarizability of nanocages. Doping causes shifting of electrons from alkali metal atoms towards the $\text{Ca}_{12}\text{O}_{12}$ nanocage, which serve as excess electrons. Furthermore, the participation of excess electrons for enhancing the NLO response of these nanocages has been confirmed through the calculation of hyperpolarizability (β_o). For exploring the controlling factors of hyperpolarizability, a two level model has been employed and the direct relation of hyperpolarizability with $\Delta\mu$ & f_o , while an inverse relation of hyperpolarizability with ΔE has been studied. The electrides possess remarkable nonlinear response where the highest hyperpolarizability can reach up to 1.0×10^6 a.u. for *endo*-K@ $\text{Ca}_{12}\text{O}_{12}$. This electride has the lowest ΔE of 0.63 eV among all compounds studied here. These intriguing results will be expedient for promoting the potential applications of the $\text{Ca}_{12}\text{O}_{12}$ -based nano systems in high-performance nonlinear optical (NLO) materials.

 Received 8th October 2020
 Accepted 21st December 2020

DOI: 10.1039/d0ra08571e

rsc.li/rsc-advances

1. Introduction

Since the discovery of (C_{60}) fullerene in 1985 by Kroto *et al.*¹ extensive research on fullerenes revealed that the spherical allotropes of carbon possess very interesting properties. Because of the revelation of their exclusive properties and diverse applications, research has been extensively dedicated to explore new nanoscale materials.^{2–5} Recently, a variety of different inorganic-based fullerene like nanomaterials have been reported.^{6,7} Among these inorganic nanocages, very appealing nanocages are the ones with general formula $(\text{XY})_n$, where n is the number of atoms. Among these nanocages, the most stable nanocages are the ones with $n = 12$.^{8–11} However, adequate explanation about this magic number *i.e.* 12 is not reported but one fact that favors the fascinating nature of these $(\text{XY})_{12}$ nanocages is that these cages satisfy the tetragonal rule.¹² These $(\text{XY})_{12}$ nanoclusters are condensed octahedrons comprising of six squares and eight hexagons. Among these cages, $\text{B}_{12}\text{N}_{12}$ and $\text{Al}_{12}\text{N}_{12}$ are very well-known nanostructures.^{13,14} These nanocages besides various other

applications are potential candidates for smart materials with large nonlinear optical response.

Nonlinear optical materials have received great attention due to wide range of applications¹⁵ such as optical communication,¹⁶ optical computing,^{17,18} dynamic image processing and other laser devices.¹⁹ In this regard, different strategies for designing NLO materials have also been introduced. One of the strategies *i.e.* introduction of excess electron^{20–29} into different structures is employed recently, where a metal atom (preferably alkali metal atom) is doped into different structures (mostly the cages). The presence of excess electron enhances the nonlinear optical properties of the structures, especially their hyperpolarizability (β_o). Excess electrons can be introduced in a system by doping with alkali metals,^{27,30} superalkalis,^{31,32} transition metals^{33,34} and alkaline earth metals.^{35,36} The literature reveals extensive examples where transition metals or alkali metal atoms are introduced in the system by exohedral,^{33,37–39} endohedral^{40,41} and substitutional doping.^{29,42–44} Two main classes of compounds which contain free excess electrons are electrides and alkalides. They possess significantly higher nonlinear optical responses.^{23,25,26,45} Remarkable NLO response of electrides and alkalides has led the researchers to design new electrides and alkalides with even better properties. For this purpose, alkali metal/superalkali doped complexes of 2^6Adz , 3^6Adz ,⁴⁶ calix⁴ pyrrole,²⁴ cyclic polyamine,⁴⁷ cyclacene,⁴⁸ organic amines,^{49,50} fluorocarbon⁵¹ *etc.* are reported. Electrides are

^aDepartment of Chemistry, COMSATS University Islamabad, Abbottabad Campus, Abbottabad, KPK, 22060, Pakistan. E-mail: khurshid@cuiatd.edu.pk; Tel: +92-992-383591

^bDepartment of Chemistry, COMSATS University Islamabad, Lahore Campus, Defence Road, Off-Raiwind Road, Lahore 54000, Pakistan. E-mail: mazhargilani@cuiilahore.edu.pk



formed when ns^1 electron of the alkali metal atom is pushed out by the complexant which then becomes an excess electron in the system. These well-known ($X_{12}Y_{12}$) nanocages are studied for their nonlinear optical response through doping of metals. For example, Huang *et al.* have shown through density functional calculations that alkali metal atoms doped $Al_{12}N_{12}$ nanocages show remarkable nonlinear optical response (because of introduction of excess electron) with the highest hyperpolarizability of 8.89×10^5 a.u. for $Li@r_6-Al_{12}N_{12}$.¹³ Exohedral as well as endohedral doping of alkali metals on different organic⁵²/inorganic fullerenes such as $B_{12}P_{12}$, $Al_{12}P_{12}$,³⁸ $B_{12}N_{12}$ (ref. 53) and other related structures consistently reveal that alkali metals doping is an effective strategy for enhancing the nonlinear optical response through the introduction of excess electrons.

Density functional calculations for nonlinear optical properties of alkali metal substituted boron nitride ($MB_{12}N_{11}/MB_{11}N_{12}$) nanocages reveal that the substitutional doping is also an effective strategy where the first hyperpolarizability (β_o) of $B_{12}N_{12}$ is increased up to 1.3×10^4 a.u. for $KB_{12}N_{11}$ nanocage (the β_o was 0 a.u. for pure $B_{12}N_{12}$).²⁹ Quite similar to alkali metal doping, superalkali doping also causes significant enhancement in the first hyperpolarizability.^{54,55} Computational results reveal that $Li_3O@Al_{12}N_{12}$ contains diffuse excess electrons with considerable first hyperpolarizability (β_o) up to 1.86×10^7 a.u.¹¹

Other than these clusters, metal oxide clusters of $X_{12}Y_{12}$ type *i.e.* $Be_{12}O_{12}$, $Mg_{12}O_{12}$, $Ca_{12}O_{12}$, $Zn_{12}O_{12}$ *etc.* are studied frequently as they show remarkable properties because of the larger ionic character of bonds in these metal-oxides. These metal oxide clusters can be used for catalysis,⁵⁶ adsorption processes,^{57,58} gas sensors⁵⁹ and nonlinear optical applications as well (where NLO properties are induced through doping). The studies involving nonlinear optical properties of such metal oxide clusters include doping of alkali metals, superalkali clusters and transition metals in $Be_{12}O_{12}$ and $Mg_{12}O_{12}$ nanoclusters. The interaction of alkali metals (Li, Na and K) with $Be_{12}O_{12}$ and $Mg_{12}O_{12}$ nanocages introduces the excess electron into them which results in the reduction of their HOMO–LUMO gaps and enhancement of their first hyperpolarizabilities from 0.091 and 0.081 a.u. to 9.4×10^3 and 2.3×10^4 a.u. for $Be_{12}O_{12}$ and $Mg_{12}O_{12}$ nanocages, respectively.⁶⁰ Similarly, the adsorption of alkali metal oxides M_nO ($M = Li, Na$ and K ; $n = 2, 3$ and 4) on $Mg_{12}O_{12}$ nanocages also shows reduction in HOMO–LUMO gap along with a significant increase in hyperpolarizability. In this case, the highest increase is seen in the case of superalkalis (M_3O , where $M = Li, Na$ and K) on $Mg_{12}O_{12}$ with the highest hyperpolarizability of 6.0×10^6 a.u. for $K_3O@Mg_{12}O_{12}$.⁶¹ Moreover, substitutional doping of transition metals on $Mg_{12}O_{12}$ nanocages was studied where doping of transition metals significantly increases the hyperpolarizability of these nanocages and the highest hyperpolarizability of 4.7×10^4 a.u. is observed for $Sc@Mg_{12}O_{12}$.⁶² In a similar way, NLO properties of superalkalis (Li_3O , Na_3O and K_3O) doped $Zn_{12}O_{12}$ clusters are studied.⁶³ These superalkalis doped nanocages also possess remarkably high first hyperpolarizability (β_o) values up to 3.9×10^5 a.u. for $K_3O@Zn_{12}O_{12}$.

Among $Be_{12}O_{12}$, $Mg_{12}O_{12}$ and $Ca_{12}O_{12}$ nanoclusters, $Mg_{12}O_{12}$ has been studied extensively for its physical and chemical properties as compared to $Be_{12}O_{12}$ and $Ca_{12}O_{12}$. The interest in such a nanocage was developed due to ionic character of Mg–O bond in $Mg_{12}O_{12}$ nanocluster. The ionic character provides this cluster remarkable properties and invokes the need for its further investigation. Other than $Mg_{12}O_{12}$, $Ca_{12}O_{12}$ nanocage with the larger cavity size and larger ionic radius¹² (possessing the appealing properties) is more interesting candidate for further studies especially for its nonlinear optical properties. $Ca_{12}O_{12}$ is also expected to show NLO response when doped with metals. In this report, we are dedicated to study the doping of $Ca_{12}O_{12}$ with alkali metals both exohedrally and endohedrally. The effect of doping on different sites of this nanocage on NLO properties is investigated in detail.

2. Computational methodology

Geometry optimization of $M@Ca_{12}O_{12}$ ($M = Li, Na$ and K) nanoclusters is performed at $\omega B97X-D/6-31G(d,p)$ level of theory. $\omega B97X-D$ is a reliable method for the geometry optimization of systems containing alkali metals and systems with non-covalent interactions.^{64–67} Because of the presence of both these features in our system, this functional is selected in combination with 6-31G(d,p) basis set. $\omega B97X-D$ is a long range and dispersion corrected method^{64,66} which is well known for the prediction of non-covalent interactions. For optimization, a number of possible orientations for alkali metals on calcium oxide nanocages are considered. Then, frequency analysis is performed for all these structures at the same level of theory to confirm that the optimized structures correspond to real local minima (absence of imaginary frequencies). The stabilities of these alkali metals doped calcium oxide nanocages are evaluated by the calculation of interaction energies at the same level of theory through the formula *i.e.*

$$E_{\text{int}} = [E(M@Ca_{12}O_{12})] - [E(M) + E(Ca_{12}O_{12})] \quad (\text{where, } M = Li, Na \text{ and } K) \quad (1)$$

where $E(Ca_{12}O_{12})$, $E(M)$ and $E(M@Ca_{12}O_{12})$ are the total energies of the undoped $Ca_{12}O_{12}$ nanocage, corresponding alkali metal unit (Li, Na and K) and doped system, respectively. For the exploration of electronic properties, HOMO–LUMO gap (E_{H-L}) values are calculated and natural bond orbitals (NBO) are analyzed. E_{H-L} is calculated by using the formula; $E_{H-L} = E_H - E_L$, where E_H and E_L are the energies of highest occupied molecular orbitals and lowest unoccupied molecular orbitals, respectively. The partial density of states (PDOS) of all the structures are plotted by using Multiwfn software for graphical representation of electronic properties.⁶⁸ Moreover, other properties such as vertical ionization energies (VIE), dipole moments, ultraviolet-visible-infrared (UV-VIS-NIR) absorption spectra, polarizability (α_o) and first hyperpolarizability (β_o) are also calculated at $\omega B97X-D/6-31G(d,p)$ level of theory.

For the calculation of first hyperpolarizability (β_o), the crucial selection of a functional is required. Range separation is very important for accurate calculations of



hyperpolarizabilities. Earlier studies^{69,70} have reported that for better estimates of nonlinear optical properties, a full range-separated functional is preferable. ω B97X-D is reliable in this regard as well.

The mean polarizability (α_o) and hyperpolarizability (β_o) are defined as follows:

$$\alpha_o = 1/3(\alpha_{xx} + \alpha_{yy} + \alpha_{zz}) \quad (2)$$

$$\beta_o = [\beta_x^2 + \beta_y^2 + \beta_z^2]^{1/2} \quad (3)$$

where $\beta_x = \beta_{xxx} + \beta_{xyy} + \beta_{xzz}$, $\beta_y = \beta_{yyy} + \beta_{yzz} + \beta_{yxx}$ and $\beta_z = \beta_{zzz} + \beta_{zxx} + \beta_{zyy}$.

The time-dependent density functional theory (TD-DFT) calculations are performed at the TD- ω B97X-D/6-31G(d,p) level to get the crucial excitation energies (ΔE) and oscillator strength (f_o). All calculations are carried out by using the Gaussian 09 program package.⁷¹ Molecular structures and orbitals are generated with the Gauss View program.

3. Results and discussions

3.1. Geometrical characteristics

Geometries of the alkali metals (Li, Na and K) doped (exo-hedrally and endohedrally) $\text{Ca}_{12}\text{O}_{12}$ nanocages are studied at ω B97X-D/6-31G(d,p) level of theory. The nanocage consists of six hexagonal rings and four tetrahedral rings. For doping alkali metals exohedrally, six different sites are selected namely, b_{64} , b_{66} , r_6 , r_4 , Ca_{top} and O_{top} (Fig. 1). The site “ b ” represents the cases where alkali metal resides on a bond whereas “ r ” represents the cases where alkali metal is located on a ring. Specifically, b_{66} represents the case where alkali metal is doped on Ca–O bond shared between two six membered rings of the cage while b_{64} represents the case where alkali metal is present on Ca–O bond shared between a six membered ring and a four membered ring of the cage. Similarly, r_4 and r_6 represent the cases where alkali metal is placed at the center of four and six membered ring of the cage, respectively. However, Ca_{top} and

O_{top} represent the cases where alkali metal resides on the top of Ca and O atom of the cage, respectively. For endohedral doping, alkali metals are placed inside the cage.

The Li doped (at different positions) nanocages are optimized in C_1 symmetry. For different input geometries of lithium atom on cage (b_{66} , b_{64} , r_4 , r_6 , Ca_{top} and O_{top}), the optimized geometries are O_{top} except for r_6 input where the optimized geometry matches with the input geometry (Fig. 2). This is because of oxygen's electronegative nature for which the electropositive metal is driven to lie on top of it. However, when doped at the center of six membered ring exohedrally (r_6 position), Li moves inward towards inside of the cage because of the size of hexagon larger enough to allow the smaller sized metal (Li) to move in, and hence optimized geometry contains Li inside the cage (not at the center of cage but at one side inside the cage) (Fig. 2). Moreover, upon endohedral doping Li moves to one side inside the cage because of its smaller size not fitting center of the cavity. This geometry is similar to the optimized geometry obtained as a result of doping Li at r_6 position.

Similarly, the same positions for optimization are selected for Na with respect of the $\text{Ca}_{12}\text{O}_{12}$ nanocage. Na optimizes at O_{top} (because of its higher electronegativity) for all inputs including r_6 site (unlike Li) which may be attributed to its larger size. The larger size of sodium does not allow it to cross the six membered ring. Moreover, endohedrally doped Na optimizes exactly at the center of the cage (with some distortion of the cage because of its larger size) because of its size fitting the cavity (Fig. 2). In the similar way, the same positions are selected for K and the optimized geometries show that the results are similar to that of the sodium doping. Exohedrally doped K optimizes at oxygen top finally and endohedrally doped K optimizes exactly at the center of the cage because of its size fitting the cavity (with some distortion of the cage as well) (Fig. 2). For all alkali metal atoms, only two structures could be identified; endohedral doped alkali metal in $\text{Ca}_{12}\text{O}_{12}$ and $\text{O}_{\text{top}} \text{Ca}_{12}\text{O}_{12}$.

Concerning the thermodynamic stability of alkali metals doped $\text{Ca}_{12}\text{O}_{12}$ complexes, interaction energies are calculated by using formula given as eqn (1). All the optimized geometries (both with exohedrally doped and endohedrally doped alkali metals) show negative values of interaction energies which reveal the stability of these complexes. The interaction energy of $\text{Li}@_{\text{O}_{\text{top}}}\text{Ca}_{12}\text{O}_{12}$ is $-68.88 \text{ kcal mol}^{-1}$ while for *endo*- $\text{Li}@_{\text{Ca}_{12}\text{O}_{12}}$ (optimized geometry with Li lying endohedrally), the interaction energy is $-77.47 \text{ kcal mol}^{-1}$. The interaction energy for endohedrally doped Li complex is higher than that of $\text{Li}@_{\text{O}_{\text{top}}}\text{Ca}_{12}\text{O}_{12}$. For Na doped complexes, the interaction energies for $\text{Na}@_{\text{O}_{\text{top}}}\text{Ca}_{12}\text{O}_{12}$ and *endo*- $\text{Na}@_{\text{Ca}_{12}\text{O}_{12}}$ are $-52.78 \text{ kcal mol}^{-1}$ and $-59.81 \text{ kcal mol}^{-1}$, respectively. In this case, the higher value of interaction energy is also for endohedral doping which reflects its higher stability compared to the exohedral doping. Moreover, the interaction energies are higher for lithium complexes than those of sodium complexes which may be attributed to higher charge density in the former than the latter. For K doped complexes, the interaction energies are $-45.31 \text{ kcal mol}^{-1}$ and $-47.87 \text{ kcal mol}^{-1}$ for $\text{K}@_{\text{O}_{\text{top}}}\text{Ca}_{12}\text{O}_{12}$ and *endo*- $\text{K}@_{\text{Ca}_{12}\text{O}_{12}}$, respectively. Quite similar to the lithium and sodium complexes, the higher value of interaction energy is

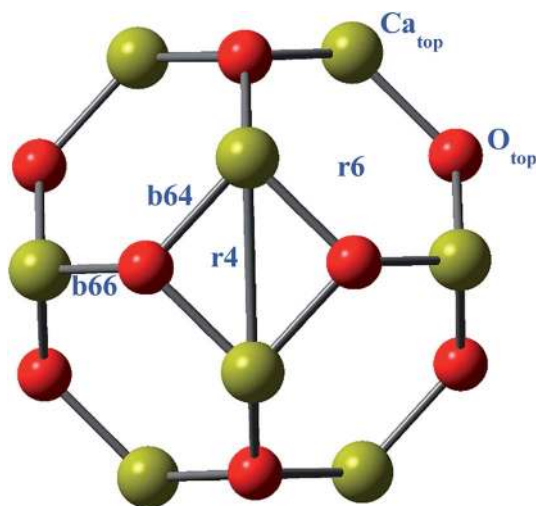


Fig. 1 Illustration of different orientations on $\text{Ca}_{12}\text{O}_{12}$ nanocage.



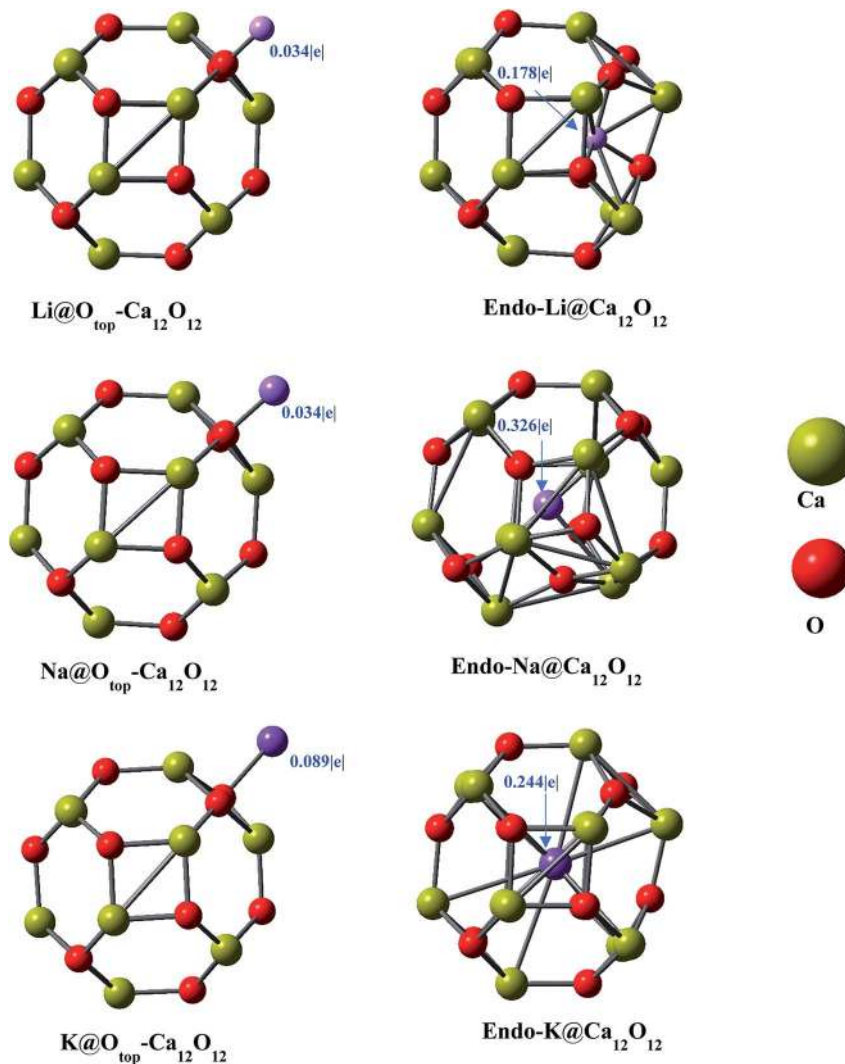


Fig. 2 Optimized geometries of $M@Ca_{12}O_{12}$ ($M = Li, Na$ and K) complexes.

seen for endohedral doping of K. Overall, the interaction energies for $Li@Ca_{12}O_{12}$ are higher as compared to the interaction energies calculated for $Na@Ca_{12}O_{12}$. While the interaction energies for $Na@Ca_{12}O_{12}$ are higher than interaction energies calculated for $K@Ca_{12}O_{12}$ complexes. This shows the better interaction of smaller sized metal with the cage as compared to the larger sized metal atoms. The interaction becomes weaker with the increase in size of metal atom. This is consistent with various reports in the literature where higher interaction energies are observed with smaller alkali metals.⁶⁰

Dipole moment. The dipole moment is defined as the product of charges and distance between them. The higher the point charges, the more the dipole moment. Similarly, the more the interaction distance between the charges, the more the dipole moment. For Li doped $Ca_{12}O_{12}$ nanocages, the dipole moments for $Li@O_{top}-Ca_{12}O_{12}$ and $endo-Li@Ca_{12}O_{12}$ are 5.43 and 4.47 D, respectively. The dipole moment of $Li@O_{top}-Ca_{12}O_{12}$ geometry is higher than that of $endo-Li@Ca_{12}O_{12}$ which may be attributed to higher separation between point charges, although the point charges are higher in the $endo-Li@Ca_{12}O_{12}$.

This reveals that the separation between charges is the deciding factor for dipole moment.

For Na doped at different positions, dipole moments for $Na@O_{top}-Ca_{12}O_{12}$ and $endo-Na@Ca_{12}O_{12}$ are 4.77 D and 8.17 D, respectively. The larger charge transfer from internally lying Na to the cage might be the reason for this larger dipole moment for endohedrally lying Na. For K doped at different positions, the dipole moments for $K@O_{top}-Ca_{12}O_{12}$ and $endo-K@Ca_{12}O_{12}$ are 3.45 D and 10.94 D, respectively. The higher value (10.94 D) is because of the larger interaction distance between the charges in this case, as compared to doping at other sites. In this case, the reason might be the greater charge transfer from K to the cage as compared to K doped at other sites. For all these geometries, the direction of dipole moment is away from the alkali metal atoms (towards the cage) indicating that the charge is transferred from the electropositive metal to the electronegative oxygen atoms of the nanocage.

Overall, the dipole moments calculated for exohedrally doped metal complexes show that the values of μ_o are higher for $Li@Ca_{12}O_{12}$ complexes as compared to the $Na@Ca_{12}O_{12}$ which



in turn are higher than the $\text{K@Ca}_{12}\text{O}_{12}$ complexes. For endohedral doping, the larger metals show larger values *i.e.* 8.17 D and 10.94 D for dipole moment (for Na and K, respectively) which is due to the greater transfer of charge as compared to the charge transfer in case of Li doped endohedrally. This is because of the large volume size of the $\text{Ca}_{12}\text{O}_{12}$ encapsulating the larger ions in a better way resulting into more charge transfer as compared to the cases where there are the smaller ions.

3.2. Electronic properties

The electronic properties *i.e.* NBO charges and HOMO–LUMO gaps are studied. The results of the NBO analyses (Table 1) show positive charges on alkali metals with negative charges on oxygen atoms. An increase in magnitude of negative charge on O in doped nanocages as compared to the bare nanocage is observed, which indicates that the charge has been transferred from alkali metal toward the cage. The cases, where Li lies outside the nanocage (O_{top} position, $\text{Li@O}_{\text{top}}\text{-Ca}_{12}\text{O}_{12}$), the NBO charge of $0.034|e|$ on Li is observed. However, the NBO charge on Li is $0.178|e|$ in $\text{endo-Li@Ca}_{12}\text{O}_{12}$. The higher value of positive charge on Li in $\text{endo-Li@Ca}_{12}\text{O}_{12}$ is because of its interaction with larger number of oxygen atoms. In $\text{endo-Li@Ca}_{12}\text{O}_{12}$, Li is surrounded by three oxygen atoms (Fig. 2), whereas Li interacts with single oxygen in $\text{Li@O}_{\text{top}}\text{-Ca}_{12}\text{O}_{12}$. The increase in number of interacting oxygen atoms increases the charge transfer from metal toward atoms of the cage.

In case of Na doped $\text{Ca}_{12}\text{O}_{12}$ nanocages, the NBO charge of $0.034|e|$ is observed for $\text{Na@O}_{\text{top}}\text{-Ca}_{12}\text{O}_{12}$. However, the NBO charge is $0.326|e|$ in $\text{endo-Na@Ca}_{12}\text{O}_{12}$. The reasons for higher charge on Na in $\text{endo-Na@Ca}_{12}\text{O}_{12}$ are very similar to those for $\text{endo-Li@Ca}_{12}\text{O}_{12}$. However, the charge on Na in $\text{endo-Na@Ca}_{12}\text{O}_{12}$ is higher (than that of lithium in $\text{endo-Li@Ca}_{12}\text{O}_{12}$) because it is surrounded by larger number of atoms, as compared to Li which is surrounded by three atoms in $\text{endo-Li@Ca}_{12}\text{O}_{12}$. The NBO analysis of the K doped $\text{Ca}_{12}\text{O}_{12}$ nanocages shows the NBO charge of $0.089|e|$ on K in $\text{K@O}_{\text{top}}\text{-Ca}_{12}\text{O}_{12}$. The NBO charge of K in $\text{endo-K@Ca}_{12}\text{O}_{12}$ is $0.244|e|$. This is because of the fact that K is surrounded by large number of electronegative oxygen atoms which enhances the transfer of charge. Comparing $\text{endo-M@Ca}_{12}\text{O}_{12}$ nanocages, the charge on Na ($0.326|e|$) is larger compared to Li ($0.178|e|$) and K ($0.244|e|$). This may be due to slight distortion of cage in the presence of Na. Distortion occurs in such a way that it causes some of the

atoms of the cage to come closer to Na, thereby enhancing the charge transfer. Such a distortion is not observed in case of K because of its large size which hardly fits in the cavity. The potassium atom lies at the center of the cage (almost equidistant from all the surrounding atoms). On the other hand, Li in $\text{endo-Li@Ca}_{12}\text{O}_{12}$ does not stay at the center of the cage rather it is shifted to one side (inside the cage) without causing any distortion of the cage.

The pictorial representation of HOMO and LUMO orbitals is given in Fig. 3. The frontier molecular orbital analysis for the pure cage depicts that the HOMO is concentrated on O atoms of the cage. For the doped nanocages, the HOMO–LUMO diagrams depict the distribution of the densities is changed. In case of exohedral doping, HOMO lies on the dopant *i.e.* alkali metal atom. The position of HOMO reveals these materials are excess electron compounds. In case of endohedral doping, HOMO lies outside the cage. Careful analysis of the distribution of densities in the endohedral complexes reveals that these are electrides where densities of HOMO are present in empty spaces. These excess electrons don't belong to any atom rather they are present in empty spaces. The behavior of these endohedral complexes is quite contrary to the endohedral complexes based on group III–V fullerenes which we had reported previously. In endohedral complexes of alkali metals in $\text{B}_{12}\text{N}_{12}$, $\text{B}_{12}\text{P}_{12}$, $\text{Al}_{12}\text{N}_{12}$ and $\text{Al}_{12}\text{P}_{12}$, no such electride behavior was seen.

There is a slight decrease in the HOMO–LUMO gap as well (Table 1). The reason for the decrease in the $E_{\text{H-L}}$ gap is the increase in the energies of HOMOs and decrease in the energies of LUMOs after doping. The energies of HOMOs are increased due to the presence of excess electrons. The bare nanocage shows the H–L gap of 3.85 eV with $E_{\text{HOMO}} = -6.77$ eV and $E_{\text{LUMO}} = 2.93$ eV. HOMO–LUMO gap analysis reveals that the cases where metal lies endohedrally ($\text{endo-Li@Ca}_{12}\text{O}_{12}$, $\text{endo-Na@Ca}_{12}\text{O}_{12}$ and $\text{endo-K@Ca}_{12}\text{O}_{12}$), the gaps are lower than their respective $\text{M@exo-Ca}_{12}\text{O}_{12}$ cases. For example, the H–L gap of $\text{endo-Li@Ca}_{12}\text{O}_{12}$ (3.01 eV) is lower than $\text{Li@exo-Ca}_{12}\text{O}_{12}$ (3.77 eV), the H–L gap of $\text{endo-Na@Ca}_{12}\text{O}_{12}$ (3.21 eV) is lower than $\text{Na@exo-Ca}_{12}\text{O}_{12}$ (3.74 eV) and the H–L gap of $\text{endo-K@Ca}_{12}\text{O}_{12}$ (2.58 eV) is lower than $\text{K@exo-Ca}_{12}\text{O}_{12}$ (3.41 eV). The lower HOMO–LUMO gaps for endohedral complexes are due to the electride characteristic of endohedral complexes. Such electrides are well known for low HOMO–LUMO gaps. Although the HOMO–LUMO gaps for all these geometries are lower but yet, these gaps are moderately high to impart enough electronic stability.

Table 1 Symmetries (Sym.), NBO charges on metal atoms (Q_{M}^+ , in $|e|$), interaction energies (E_{int} , in kcal mol^{-1}), ground state dipole moments (μ_{o} , in Debye), Vertical Ionization Potentials (VIP, in eV), energies of HOMO and LUMO (E_{HOMO} and E_{LUMO} , in eV) and HOMO–LUMO Gaps (H–L gaps, in eV) in the $\text{M@Ca}_{12}\text{O}_{12}$ (M = Li, Na and K) compounds

$\text{M@Ca}_{12}\text{O}_{12}$	Sym.	Q_{M}^+	E_{int}	μ_{o}	VIP	E_{HOMO}	E_{LUMO}	H–L gap
$\text{endo-Li@Ca}_{12}\text{O}_{12}$	C_1	0.178	−77.47	4.47	3.09	−3.09	0.08	3.01
$\text{Li@O}_{\text{top}}\text{-Ca}_{12}\text{O}_{12}$	C_1	0.034	−68.88	5.43	3.94	−3.94	0.17	3.77
$\text{endo-Na@Ca}_{12}\text{O}_{12}$	C_1	0.326	−59.81	8.17	3.24	−3.24	0.03	3.21
$\text{Na@O}_{\text{top}}\text{-Ca}_{12}\text{O}_{12}$	C_1	0.034	−52.77	4.77	3.92	−3.92	0.18	3.74
$\text{endo-K@Ca}_{12}\text{O}_{12}$	C_1	0.244	−47.87	10.94	2.63	−2.63	0.05	2.58
$\text{K@O}_{\text{top}}\text{-Ca}_{12}\text{O}_{12}$	C_1	0.089	−45.31	3.45	3.57	−3.57	0.16	3.41



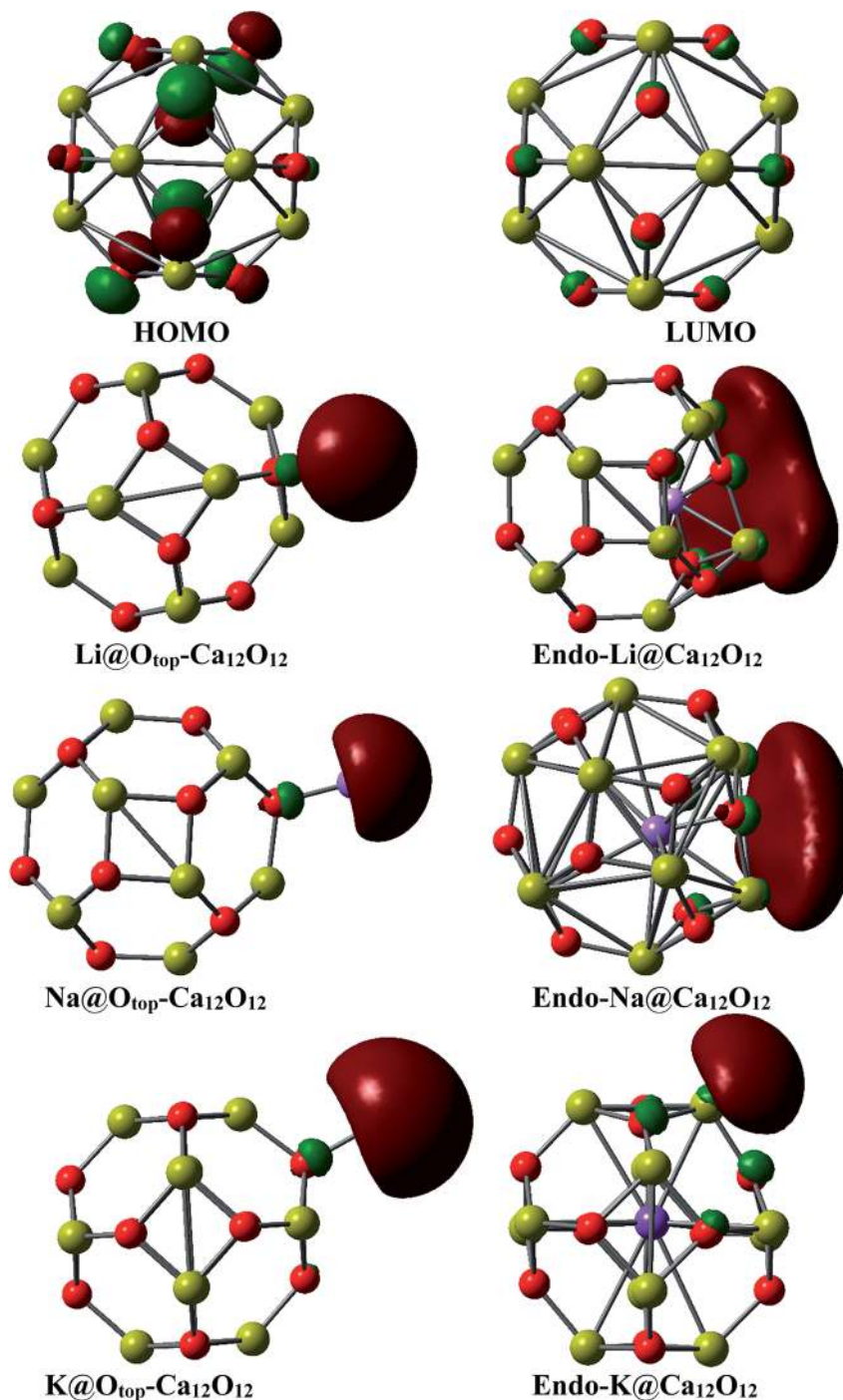


Fig. 3 HOMOs of $M@Ca_{12}O_{12}$ nanocages where $M = Li, Na$ and K .

Vertical ionization potential (VIP) of these excess electron compounds is comparatively higher than the other excess electron compounds in literature which shows the electronic stability in these NLO compounds. However, VIP in all these compounds also depends upon the position of doping. For endohedrally doped metal complexes, VIP is lower as compared to the exohedrally doped metal complexes.

Density of states. For further confirmation of the electronic behavior of these alkali metals doped $Ca_{12}O_{12}$ nanocages,

partial density of states (PDOS) analyses are performed. TDOS spectrum of the pure nanocage and the PDOS spectra of doped nanocages are generated and are given in Fig. 4 and 5. All these PDOS spectra indicate the contribution of alkali metal towards HOMOs.

The comparison of spectrum of bare nanocage and spectra of doped nanocages clearly show the reduction in E_{H-L} gap of doped cages compared to the bare nanocage which is attributed to excess electrons generated by the alkali metals. Doping alkali



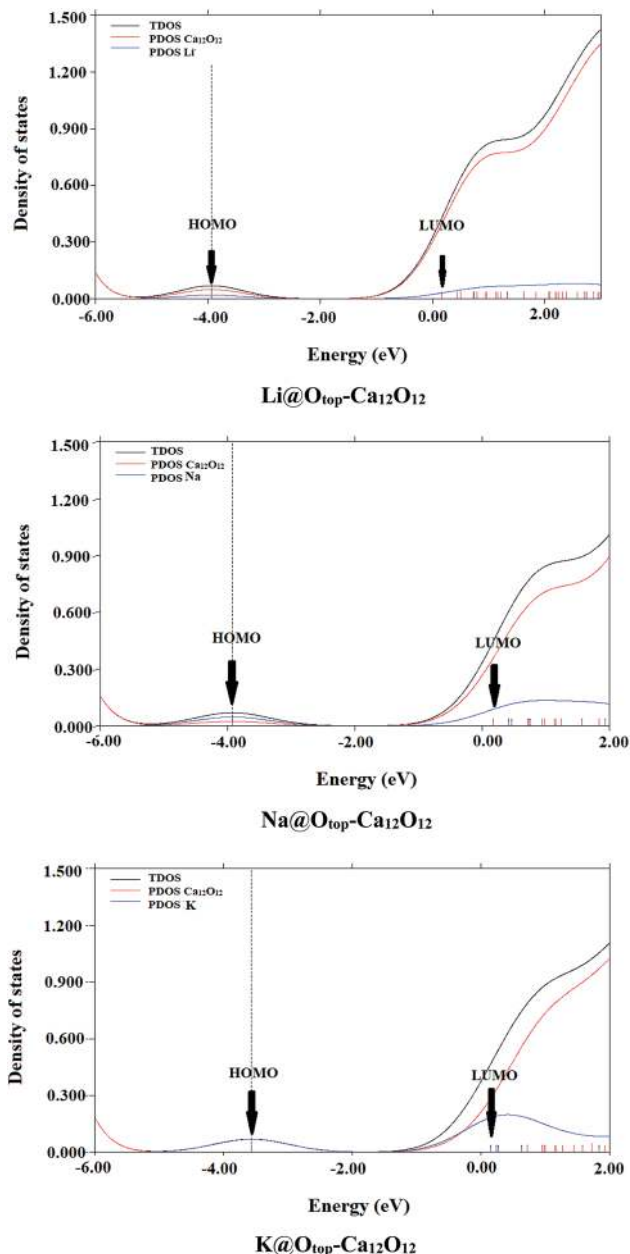


Fig. 4 PDOS spectral analysis of $M@O_{\text{top}}\text{-Ca}_{12}\text{O}_{12}$ ($M = \text{Li, Na and K}$).

metals on $\text{Ca}_{12}\text{O}_{12}$ nanocage creates new energy levels, as a result of the transfer of excess electrons from alkali metals to the nanocage. The newly generated HOMOs have higher energy compared to the energies of HOMOs of pure nanocage.

Absorption analysis. For frequency doubling in second harmonic generation, high performance NLO materials are used. Therefore, the transparency of the NLO materials toward the laser light (which is utilized) is very important. For the investigation of transparency of the designed electrides and excess electron compounds, UV-VIS-NIR absorption analysis is performed and λ_{max} for the studied compounds are given in Table 2. The main absorption regions of all isomers lie in VIS-NIR. It is observed that λ_{max} of all of the three endohedrally

doped metal geometries are higher than their respective exohedrally doped geometries. *endo*- $\text{Li}@Ca_{12}\text{O}_{12}$ shows λ_{max} of 2037 nm, significantly higher than its respective $\text{Li}@O_{\text{top}}\text{-Ca}_{12}\text{O}_{12}$ geometry (λ_{max} of 689 nm). Similarly, *endo*- $\text{Na}@Ca_{12}\text{O}_{12}$ and *endo*- $\text{K}@Ca_{12}\text{O}_{12}$ geometries show λ_{max} of 1048 and 1752 nm, higher than the λ_{max} of $\text{Na}@O_{\text{top}}\text{-Ca}_{12}\text{O}_{12}$ and $\text{K}@O_{\text{top}}\text{-Ca}_{12}\text{O}_{12}$ *i.e.* 755 and 1064 nm, respectively. Comparing absorption wavelength with $E_{\text{H-L}}$, it is observed that *endo*-geometries with higher λ_{max} values possess lower $E_{\text{H-L}}$ values as compared to their respective *exo*-geometries which possess lower λ_{max} but higher $E_{\text{H-L}}$.

3.3. Nonlinear optical properties

It is reported previously in the literature that NLO response of a system can be enhanced by introducing the excess electrons into it. The excess electrons in the system result in increasing the energy of HOMO which in turn reduce the $E_{\text{H-L}}$ and increase the first hyperpolarizability (β_0) value of the system. In these metal doped $\text{Ca}_{12}\text{O}_{12}$ nanocages, the presence of excess electron (which has been confirmed through the charge analysis and HOMO analysis) awards large NLO response to the system. First hyperpolarizability (β_0) is a decisive factor for NLO response of any system. In this regard, polarizability (α_0) and hyperpolarizability (β_0) are calculated by using eqn (2) and (3) and are given in Table 2.

Isolated $\text{Ca}_{12}\text{O}_{12}$ nanocage is centrosymmetric, therefore first hyperpolarizability (β_0) and dipole moment (μ_0) of pure nanocage are zero. The doping of alkali metals brings significant enhancement of the dipole moment (μ_0) and first hyperpolarizability (β_0) for the $\text{Ca}_{12}\text{O}_{12}$ nanocage. This is due to the distortion of symmetry of the nanocage. The calculated values of polarizability show an increase with the increase in size of doped alkali metal atom. The polarizability of $\text{Li}@O_{\text{top}}\text{-Ca}_{12}\text{O}_{12}$ complex is 582 a.u. The polarizability of $\text{Na}@O_{\text{top}}\text{-Ca}_{12}\text{O}_{12}$ is 662 a.u. which is higher than that of $\text{Li}@O_{\text{top}}\text{-Ca}_{12}\text{O}_{12}$. While the polarizability of $\text{K}@O_{\text{top}}\text{-Ca}_{12}\text{O}_{12}$ complex (1062 a.u.) is higher than that of $\text{Na}@O_{\text{top}}\text{-Ca}_{12}\text{O}_{12}$. The results of polarizability show clear dependence on size of alkali metal atom. By the increase in size of alkali metal atom, its ionization energy decreases. Hence, the donation of electron becomes easier.¹³ The monotonic increase in polarizability seen for *exo*-complexes is not observed for endohedral complexes. For endohedral complexes, the polarizability of *endo*- $\text{Na}@Ca_{12}\text{O}_{12}$ is lower than those of *endo*- $\text{K}@Ca_{12}\text{O}_{12}$ and *endo*- $\text{Li}@Ca_{12}\text{O}_{12}$.

This exception is also observed for hyperpolarizability where the hyperpolarizability of *endo*- $\text{Na}@Ca_{12}\text{O}_{12}$ (3.5×10^4 a.u.) is lower than that of *endo*- $\text{Li}@Ca_{12}\text{O}_{12}$ (1.5×10^5 a.u.) and *endo*- $\text{K}@Ca_{12}\text{O}_{12}$ (1.0×10^6 a.u.). Overall, for these $M@Ca_{12}\text{O}_{12}$ complexes, the hyperpolarizability of most of the geometries ranges up to four powers of magnitude (10^4). For exohedral doped systems, the hyperpolarizability shows a monotonic decrease where the hyperpolarizability of $\text{Li}@O_{\text{top}}\text{-Ca}_{12}\text{O}_{12}$ is the highest in the series (2.4×10^4 a.u.) whereas $\text{K}@O_{\text{top}}\text{-Ca}_{12}\text{O}_{12}$ has the lowest hyperpolarizability (1.2×10^4 a.u.). Such a decreasing trend for β_0 can be attributed to the geometric distance between M and oxygen atom of the ring, rather than



Table 2 Polarizability (α_o , in a.u.), hyperpolarizability (β_o , in a.u.), wavelength (λ_{\max} , in nm), oscillator strength (f_o , in a.u.), transition energy (ΔE , in eV), differences in dipole moments ($\Delta\mu$, in D) between the ground and excited states of the crucial excited states and dominated transitions in the M@Ca₁₂O₁₂ (M = Li, Na and K) compounds

M@Ca ₁₂ O ₁₂	α_o	β_o	λ_{\max}	f_o	ΔE	$\Delta\mu$	Dominated transitions
<i>endo</i> -Li@Ca ₁₂ O ₁₂	1373.72	1.5×10^5	2037	0.2290	0.6086	0.02	H → L
Li@O _{top} -Ca ₁₂ O ₁₂	582.46	2.4×10^4	689	0.2243	1.7987	1.46	H → L
<i>endo</i> -Na@Ca ₁₂ O ₁₂	622.85	3.5×10^4	1048	0.2203	1.1827	0.02	H → L+1
Na@O _{top} -Ca ₁₂ O ₁₂	662.02	1.6×10^4	755	0.3407	1.6402	3.34	H → L
<i>endo</i> -K@Ca ₁₂ O ₁₂	1427.86	1.0×10^6	1752	0.2566	0.7074	0.97	H → L+2
K@O _{top} -Ca ₁₂ O ₁₂	1061.59	1.2×10^4	1064	0.3526	1.1643	1.39	H → L

the ionization potential of alkali atom M. The vertical distance (between metal and atoms of ring) can dominate the trend of the β_o values, which is responsible for the decrease of β_o value in M@O_{top}Ca₁₂O₁₂ (M = Li, Na, and K) series with increasing the alkali atomic number.¹³

Observing the hyperpolarizability for each of these series *i.e.* Li@Ca₁₂O₁₂, Na@Ca₁₂O₁₂ and K@Ca₁₂O₁₂ nanocages, it is evaluated that for Li@Ca₁₂O₁₂ series, the highest value of hyperpolarizability is calculated to be for the geometry with Li lying endohedrally *i.e.* 1.5×10^5 a.u. while the other geometries with Li lying exohedrally show the hyperpolarizability of 2.4×10^4 a.u. The same trend is seen for Na and K doped systems (endohedral complexes show higher hyperpolarizability than the exohedral complexes).

These results can be justified based on the results of VIP. The geometries with lower VIP have higher hyperpolarizability and *vice versa*. For example, the VIP of *endo*-Li@Ca₁₂O₁₂ (3.09 eV) is lower than Li@*exo*-@Ca₁₂O₁₂ (3.94 eV) while the hyperpolarizability of *endo*-Li@Ca₁₂O₁₂ (1.5×10^5 a.u.) is higher than Li@*exo*-@Ca₁₂O₁₂ (2.4×10^4 a.u.). Similarly, the VIP of *endo*-Na@Ca₁₂O₁₂ (3.24 eV) is lower than Na@*exo*-@Ca₁₂O₁₂ (3.92 eV) and that of *endo*-K@Ca₁₂O₁₂ (2.63 eV) is lower than K@*exo*-@Ca₁₂O₁₂ (3.57 eV). Both of these Na and K doped Ca₁₂O₁₂ complexes show the same trend for hyperpolarizability as that shown by Li@Ca₁₂O₁₂ *i.e.* hyperpolarizability of *endo*-Na@Ca₁₂O₁₂ (3.5×10^4 a.u.) is higher than Na@*exo*-@Ca₁₂O₁₂ (1.6×10^4 a.u.) and that of *endo*-K@Ca₁₂O₁₂ (1.0×10^6 a.u.) is higher than K@*exo*-@Ca₁₂O₁₂ (1.6×10^4 a.u.). Moreover, the HOMO–LUMO gaps also justify the trend. The *endo* geometries with lower H–L gaps also show the higher hyperpolarizabilities when compared to their respective *exo*-geometries. The hyperpolarizability values of these clusters are also compared with the hyperpolarizability response of some well known NLO standards such as urea, *p*-nitroaniline and KDP. The hyperpolarizability values of urea, *p*-nitroaniline and KDP are 31.18, 76.76 and 376.75 a.u., respectively which are much lower than the hyperpolarizability values calculated for our systems where the values reach up to 1×10^6 a.u.

3.4. Controlling factors of hyperpolarizability

Two level model is employed to understand the controlling factors of hyperpolarizability. According to two level model

$$\beta_o \approx \Delta\mu \times f_o / \Delta E^3$$

where $\Delta\mu$ is difference of dipole moment between the crucial excited state and the ground state, f_o is the oscillator strength and ΔE is the transition energy between the ground state and the crucial excited state. This relation shows that β_o is directly proportional to $\Delta\mu$ and f_o while it is inversely proportional to ΔE^3 . As the relation shows that probabilities of electronic transitions are directly related to f_o and inversely related to ΔE , so the crucial excited state is chosen to be the one with larger f_o .

The transition energies of the studied compounds are very small ranging from 0.63–1.29 eV. The hyperpolarizability values calculated for these compounds show an inverse relation with these ΔE values. *endo*-Li@Ca₁₂O₁₂ and *endo*-K@Ca₁₂O₁₂, show the hyperpolarizabilities of 1.5×10^5 a.u. and 1.0×10^6 a.u., respectively. These values are the largest of all the values (compared to the values calculated for all the other geometries of Li, Na and K@Ca₁₂O₁₂ nanocages). The transition energies for these two cases are the lowest of all *i.e.* 0.65 and 0.63 eV for *endo*-Li@Ca₁₂O₁₂ and *endo*-K@Ca₁₂O₁₂, respectively. This clearly reveals the inverse relation between β_o and ΔE . Moreover, for each of these series *i.e.* Li@Ca₁₂O₁₂, Na@Ca₁₂O₁₂ and K@Ca₁₂O₁₂, it is observed that the highest hyperpolarizability is calculated for the geometry which contains metal endohedrally. While it is also observed that for each metal, the exohedral complex has high transition energy than the corresponding endohedral complex (Table 2).

The oscillator strength (f_o) which possesses the direct relation with hyperpolarizability (β_o) is consistent with β_o for all complexes *i.e.* Li@Ca₁₂O₁₂, Na@Ca₁₂O₁₂ and K@Ca₁₂O₁₂. *endo*-Li@Ca₁₂O₁₂ shows the highest hyperpolarizability of 1.5×10^5 a.u. and this geometry has the highest value of f_o *i.e.* 0.21 as compared to the corresponding exohedral Li@O_{top}-Ca₁₂O₁₂. The same is the case with Na and K doped Ca₁₂O₁₂ systems, both these systems possess highest hyperpolarizabilities of 3.5×10^4 and 1.0×10^6 a.u. for endohedrally lying Na and K geometries with the oscillator strengths of 0.18 and 0.22, respectively, higher than the f_o of corresponding exohedral geometries. Overall, out of all the three types of systems, the highest oscillator strength is 0.22 for *endo*-K@Ca₁₂O₁₂ which also has the hyperpolarizability of 1.0×10^6 a.u. (highest of all the other configurations).

For $\Delta\mu$ (difference of dipole moment between the crucial excited state and the ground state), which possesses direct



relation with β_o , it is observed that out of all *endo*-M@Ca₁₂O₁₂ (where M = Li, Na and K), the highest value for change in dipole moment is shown by *endo*-K@Ca₁₂O₁₂. Along with highest $\Delta\mu$, highest β_o is also shown by the same complex (Table 2). In a similar way, for *exo*-M@Ca₁₂O₁₂ (where M = Li, Na and K), the highest $\Delta\mu$ is observed for *exo*-Na@Ca₁₂O₁₂ which also possesses the highest hyperpolarizability among these three, showing direct relation of $\Delta\mu$ with β_o .

4. Conclusions

Because of the diverse applications of NLO compounds in different fields, excess electrons containing NLO compounds

using Ca₁₂O₁₂ nanocages have been designed. These alkali metals doped nanocages are thermodynamically stable with interaction energies up to -77.47 kcal mol⁻¹. Along with thermal stability, these doped systems show excellent nonlinear optical responses when doped with alkali metals because alkali metals donate their electrons to the nanocages and thus introduce excess electron into them. The presence of excess electron has been confirmed through the NBO analysis, HOMO analysis and partial density of states (PDOS) spectra. Furthermore, the participation of excess electron for enhancing the NLO response of these nanocages has been confirmed through the hyperpolarizability of these doped nanocages, which is a decisive factor for the NLO response of compounds. The electrides possess remarkable nonlinear response where the highest hyperpolarizability can reach up to 1.0×10^6 a.u. for *endo*-K@Ca₁₂O₁₂. This electride has the lowest ΔE of 0.63 eV among all compounds studied here. Moreover, the controlling factors of hyperpolarizability have been explored through TD-DFT calculations and two level model. The detailed study of these excess electron compounds marks them as capable of being used in NLO materials.

Conflicts of interest

Authors declare no conflict of interest.

References

- H. W. Kroto, J. R. Heath, S. C. O'Brien, R. F. Curl and R. E. Smalley, C₆₀: Buckminsterfullerene, *Nature*, 1985, **318**, 162–163, DOI: 10.1038/318162a0.
- N. V. Sibirev, V. G. Dubrovskii, A. V. Matetskiy, L. V. Bondarenko, D. V. Gruznev, A. V. Zotov and A. A. Saranin, Size distributions of fullerene surface clusters, *Appl. Surf. Sci.*, 2014, **307**, 46–51, DOI: 10.1016/j.apsusc.2014.03.132.
- J. Beheshtian, A. A. Peyghan and Z. Bagheri, Functionalization of [60] fullerene with butadienes: A DFT study, *Appl. Surf. Sci.*, 2012, **258**, 8980–8984, DOI: 10.1016/j.apsusc.2012.05.134.
- A. F. Jalbout, Endohedral metallo [80] fullerene interactions with small polar molecules, *Comput. Mater. Sci.*, 2009, **44**, 1065–1070, DOI: 10.1016/j.commatsci.2008.07.038.
- J. H. Lee, B. S. Lee, F. T. K. Au, J. Zhang and Y. Zeng, Vibrational and dynamic analysis of C₆₀ and C₃₀ fullerenes using FEM, *Comput. Mater. Sci.*, 2012, **56**, 131–140, DOI: 10.1016/j.commatsci.2012.01.019.
- Y. Li, G. Zhou, J. Li, B.-L. Gu and W. Duan, Alkali-Metal-Doped B₈₀ as High-Capacity Hydrogen Storage Media, *J. Phys. Chem. C*, 2008, **112**, 19268–19271, DOI: 10.1021/jp807156g.
- M. Moradi, A. A. Peyghan and Z. Bagheri, Tuning the electronic properties of C₃₀B₁₅N₁₅ fullerene via encapsulation of alkali and alkali earth metals, *Synth. Met.*, 2013, **177**, 94–99, DOI: 10.1016/j.synthmet.2013.06.018.
- M. Kazemi and A. S. Rad, Sulfur mustard gas adsorption on ZnO fullerene-like nanocage: Quantum chemical

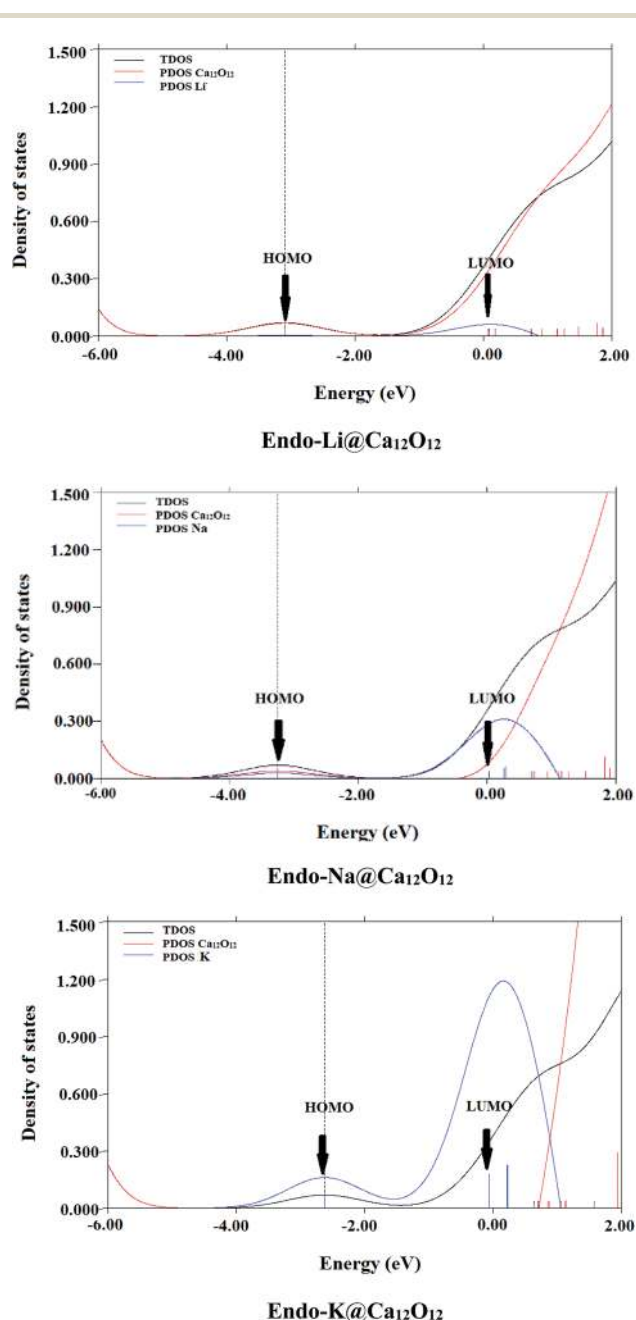


Fig. 5 PDOS spectral analysis of *endo*-M@Ca₁₂O₁₂ (M = Li, Na and K).



- calculations, *Superlattices Microstruct.*, 2017, **106**, 122–128, DOI: 10.1016/j.spmi.2017.03.046.
- 9 J. Beheshtian, Z. Bagheri, M. Kamfiroozi and A. Ahmadi, A comparative study on the $B_{12}N_{12}$, $Al_{12}N_{12}$, $B_{12}P_{12}$ and $Al_{12}P_{12}$ fullerene-like cages, *J. Mol. Model.*, 2012, **18**, 2653–2658, DOI: 10.1007/s00894-011-1286-y.
- 10 J. Kakemam and A. A. Peyghan, Electronic, energetic, and structural properties of C- and Si-doped $Mg_{12}O_{12}$ nanocages, *Comput. Mater. Sci.*, 2013, **79**, 352–355, DOI: 10.1016/j.commatsci.2013.06.036.
- 11 W.-M. Sun, X.-H. Li, D. Wu, Y. Li, H.-M. He, Z.-R. Li, J.-H. Chen and C.-Y. Li, A theoretical study on superalkali-doped nanocages: unique inorganic electrides with high stability, deep-ultraviolet transparency, and a considerable nonlinear optical response, *Dalton Trans.*, 2016, **45**, 7500–7509, DOI: 10.1039/C6DT00342G.
- 12 O. V. de Oliveira, J. M. Pires, A. C. Neto and J. Divino dos Santos, Computational studies of the $Ca_{12}O_{12}$, $Ti_{12}O_{12}$, $Fe_{12}O_{12}$ and $Zn_{12}O_{12}$ nanocage clusters, *Chem. Phys. Lett.*, 2015, **634**, 25–28, DOI: 10.1016/j.cplett.2015.05.069.
- 13 M. Niu, G. Yu, G. Yang, W. Chen, X. Zhao and X. Huang, Doping the Alkali Atom: An Effective Strategy to Improve the Electronic and Nonlinear Optical Properties of the Inorganic $Al_{12}N_{12}$ Nanocage, *Inorg. Chem.*, 2014, **53**, 349–358, DOI: 10.1021/ic4022917.
- 14 Maria, J. Iqbal and K. Ayub, Enhanced electronic and nonlinear optical properties of alkali metal (Li, Na, K) doped boron nitride nano-cages, *J. Alloys Compd.*, 2016, **687**, 976–983, DOI: 10.1016/j.jallcom.2016.06.121.
- 15 D. F. Eaton, Nonlinear Optical Materials, *Science*, 1991, **253**, 281–287, DOI: 10.1126/science.253.5017.281.
- 16 P. W. Smith, On the role of photonic switching in future communications systems, *IEEE Circ. Dev. Mag.*, 1987, **3**, 9–14, DOI: 10.1109/MCD.1987.6323271.
- 17 S. Muhammad and M. Nakano, Computational Strategies For Nonlinear Optical Properties Of Carbon Nano-Systems, in *Nanosci. Comput. Chem.*, Apple Academic Press, 2013: pp. 309–332. DOI: 10.1201/b16368-10.
- 18 B. G. Kushner and J. A. Neff, Nonlinear Optical Materials & DoD Device Requirements, *MRS Online Proc. Libr.*, 1987, **109**, 3, DOI: 10.1557/PROC-109-3.
- 19 L. L. Beecroft and C. K. Ober, Nanocomposite Materials for Optical Applications, *Chem. Mater.*, 1997, **9**, 1302–1317, DOI: 10.1021/cm960441a.
- 20 G. Yu, X. Huang, S. Li and W. Chen, Theoretical insights and design of intriguing nonlinear optical species involving the excess electron, *Int. J. Quantum Chem.*, 2015, **115**, 671–679, DOI: 10.1002/qua.24878.
- 21 J.-J. Wang, Z.-J. Zhou, Y. Bai, H.-M. He, D. Wu, Y. Li, Z.-R. Li and H.-X. Zhang, A new strategy for simultaneously enhancing nonlinear optical response and electron stability in novel cup-saucer⁺-cage-shaped sandwich electride molecules with an excess electron protected inside the cage, *Dalton Trans.*, 2015, **44**, 4207–4214, DOI: 10.1039/C4DT03282A.
- 22 M. Miyakawa, S. W. Kim, M. Hirano, Y. Kohama, H. Kawaji, T. Atake, H. Ikegami, K. Kono and H. Hosono, Superconductivity in an Inorganic Electride $12CaO \cdot 7Al_2O_3 \cdot e^-$, *J. Am. Chem. Soc.*, 2007, **129**, 7270–7271, DOI: 10.1021/ja0724644.
- 23 A. S. Ichimura, J. L. Dye, M. A. Cambor and L. A. Villaescusa, Toward Inorganic Electrides, *J. Am. Chem. Soc.*, 2002, **124**, 1170–1171, DOI: 10.1021/ja016554z.
- 24 W. Chen, Z.-R. Li, D. Wu, Y. Li, C.-C. Sun and F. L. Gu, The Structure and the Large Nonlinear Optical Properties of $Li@Calix[4]pyrrole$, *J. Am. Chem. Soc.*, 2005, **127**, 10977–10981, DOI: 10.1021/ja050601w.
- 25 W.-M. Sun, D. Wu, Y. Li and Z.-R. Li, Substituent Effects on the Structural Features and Nonlinear Optical Properties of the Organic Alkalide $Li^+(calix[4]pyrrole)Li^-$, *ChemPhysChem*, 2013, **14**, 408–416, DOI: 10.1002/cphc.201200805.
- 26 B. Li, C. Xu, X. Xu, C. Zhu and F. L. Gu, Remarkable nonlinear optical response of excess electron compounds: theoretically designed alkali-doped aziridine $M-(C_2NH_5)_n$, *Phys. Chem. Chem. Phys.*, 2017, **19**, 23951–23959, DOI: 10.1039/C7CP04764A.
- 27 Maria, J. Iqbal, R. Ludwig and K. Ayub, Phosphides or nitrides for better NLO properties? A detailed comparative study of alkali metal doped nano-cages, *Mater. Res. Bull.*, 2017, **92**, 113–122, DOI: 10.1016/j.materresbull.2017.03.065.
- 28 K. Ayub, Are phosphide nano-cages better than nitride nano-cages? A kinetic, thermodynamic and non-linear optical properties study of alkali metal encapsulated $X_{12}Y_{12}$ nano-cages, *J. Mater. Chem. C*, 2016, **4**, 10919–10934, DOI: 10.1039/C6TC04456E.
- 29 Maria, J. Iqbal and K. Ayub, Enhanced electronic and nonlinear optical properties of alkali metal (Li, Na, K) doped boron nitride nano-cages, *J. Alloys Compd.*, 2016, **687**, 976–983, DOI: 10.1016/j.jallcom.2016.06.121.
- 30 X. Li and S. Li, Investigations of electronic and nonlinear optical properties of single alkali metal adsorbed graphene, graphyne and graphdiyne systems by first-principles calculations, *J. Mater. Chem. C*, 2019, **7**, 1630–1640, DOI: 10.1039/C8TC05392H.
- 31 F. Ullah, N. Kosar, K. Ayub, M. A. Gilani and T. Mahmood, Theoretical study on a boron phosphide nanocage doped with superalkalis: novel electrides having significant nonlinear optical response, *New J. Chem.*, 2019, **43**, 5727–5736, DOI: 10.1039/C9NJ00225A.
- 32 H. Sajid, K. Ayub and T. Mahmood, Exceptionally high NLO response and deep ultraviolet transparency of superalkali doped macrocyclic oligofuran rings, *New J. Chem.*, 2020, **44**, 2609–2618, DOI: 10.1039/C9NJ05065E.
- 33 Y. Arshad, S. Khan, M. A. Hashmi and K. Ayub, Transition metal doping: A new and effective approach for remarkably high nonlinear optical response in aluminum nitride nanocages, *New J. Chem.*, 2018, **42**, 6976–6989, DOI: 10.1039/c7nj04971d.
- 34 M. A. Gilani, S. Tabassum, U. Gul, T. Mahmood, A. I. Alharthi, M. A. Alotaibi, M. Geesi, R. Sheikh and K. Ayub, Copper-doped $Al_{12}N_{12}$ nano-cages: potential candidates for nonlinear optical materials, *Appl. Phys. A:*



- Mater. Sci. Process.*, 2018, **124**, 14, DOI: 10.1007/s00339-017-1425-0.
- 35 F. Ullah, N. Kosar, A. Ali, Maria, T. Mahmood and K. Ayub, Alkaline earth metal decorated phosphide nanoclusters for potential applications as high performance NLO materials; A first principle study, *Phys. E*, 2020, **118**, 113906, DOI: 10.1016/j.physe.2019.113906.
- 36 N. Kosar, S. Gul, K. Ayub, A. Bahader, M. A. Gilani, M. Arshad and T. Mahmood, Significant nonlinear optical response of alkaline earth metals doped beryllium and magnesium oxide nanocages, *Mater. Chem. Phys.*, 2020, **242**, 122507, DOI: 10.1016/j.matchemphys.2019.122507.
- 37 E. Shakerzadeh, E. Tahmasebi and Z. Biglari, A quantum chemical study on the remarkable nonlinear optical and electronic characteristics of boron nitride nanoclusters by complexation *via* lithium atom, *J. Mol. Liq.*, 2016, **221**, 443–451, DOI: 10.1016/j.molliq.2016.05.090.
- 38 S. Munsif, Maria, S. Khan, A. Ali, M. A. Gilani, J. Iqbal, R. Ludwig and K. Ayub, Remarkable nonlinear optical response of alkali metal doped aluminum phosphide and boron phosphide nanoclusters, *J. Mol. Liq.*, 2018, **271**, 51–64, DOI: 10.1016/j.molliq.2018.08.121.
- 39 E. Shakerzadeh, M. Yousefzadeh and M. Bamdad, Electronic and nonlinear optical features of first row transition metals-decorated all-boron B₄₀ fullerene: A promising route to remarkable electro-optical response, *Inorg. Chem. Commun.*, 2020, **112**, 107692, DOI: 10.1016/j.inoche.2019.107692.
- 40 E. Tahmasebi, E. Shakerzadeh and Z. Biglari, Theoretical assessment of the electro-optical features of the group III nitrides (B₁₂N₁₂, Al₁₂N₁₂ and Ga₁₂N₁₂) and group IV carbides (C₂₄, Si₁₂C₁₂ and Ge₁₂C₁₂) nanoclusters encapsulated with alkali metals (Li, Na and K), *Appl. Surf. Sci.*, 2016, **363**, 197–208, DOI: 10.1016/j.apsusc.2015.12.001.
- 41 K. Ayub, Are phosphide nano-cages better than nitride nano-cages? A kinetic, thermodynamic and non-linear optical properties study of alkali metal encapsulated X₁₂Y₁₂ nano-cages, *J. Mater. Chem. C*, 2016, **4**, 10919–10934, DOI: 10.1039/c6tc04456e.
- 42 A. Shokuhi Rad and K. Ayub, Substitutional doping of zirconium-, molybdenum-, ruthenium-, and palladium: An effective method to improve nonlinear optical and electronic property of C₂₀ fullerene, *Comput. Theor. Chem.*, 2017, **1121**, 68–75, DOI: 10.1016/j.comptc.2017.10.015.
- 43 A. S. Rad and K. Ayub, Nonlinear optical and electronic properties of Cr-, Ni-, and Ti- substituted C₂₀ fullerenes: A quantum-chemical study, *Mater. Res. Bull.*, 2018, **97**, 399–404, DOI: 10.1016/j.materresbull.2017.09.036.
- 44 A. S. Rad and K. Ayub, Nonlinear optical, IR and orbital properties of Ni doped MgO nanoclusters: A DFT investigation, *Comput. Theor. Chem.*, 2018, **1138**, 39–47, DOI: 10.1016/j.comptc.2018.06.003.
- 45 W. Chen, Z. R. Li, D. Wu, R. Y. Li and C. C. Sun, Theoretical Investigation of the Large Nonlinear Optical Properties of (HCNS)_n Clusters with Li Atom, *J. Phys. Chem. B*, 2005, **109**, 601–608, DOI: 10.1021/jp0480394.
- 46 F. F. Wang, Z. R. Li, D. Wu, B. Q. Wang, Y. Li, Z. J. Li, W. Chen, G. T. Yu, F. L. Gu and Y. Aoki, Structures and Considerable Static First Hyperpolarizabilities: New Organic Alkalides (M⁺@n₆adz)M⁻ (M, M⁻ = Li, Na, K; n = 2, 3) with Cation Inside and Anion Outside of the Cage Complexants, *J. Phys. Chem. B*, 2008, **112**, 1090–1094, DOI: 10.1021/jp076790h.
- 47 Z. J. Li, Z. R. Li, F. F. Wang, C. Luo, F. Ma, D. Wu, Q. Wang and X.-R. Huang, A Dependence on the Petal Number of the Static and Dynamic First hyperpolarizability for Electride Molecules: Many-Petal-Shaped Li-Doped Cyclic Polyamines, *J. Phys. Chem. A*, 2009, **113**, 2961–2966, DOI: 10.1021/jp8109012.
- 48 H. L. Xu, Z. R. Li, D. Wu, F. Ma, Z. J. Li and F. L. Gu, Lithiation and Li-Doped Effects of [5]Cyclacene on the Static First hyperpolarizability, *J. Phys. Chem. C*, 2009, **113**, 4984–4986, DOI: 10.1021/jp806864w.
- 49 Z. J. Zhou, H. Li, X. R. Huang, Z. J. Wu, F. Ma and Z. R. Li, The structure and large nonlinear optical properties of a novel octupolar electride Li@3⁶Adz, *Comput. Theor. Chem.*, 2013, **1023**, 99–103, DOI: 10.1016/j.comptc.2013.09.015.
- 50 H. L. Xu, S. L. Sun, S. Muhammad and Z. M. Su, Three-propeller-blade-shaped electride: remarkable alkali-metal-doped effect on the first hyperpolarizability, *Theor. Chem. Acc.*, 2011, **128**, 241–248, DOI: 10.1007/s00214-010-0837-0.
- 51 H. L. Xu, Z. R. Li, D. Wu, B. Q. Wang, Y. Li, F. L. Gu and Y. Aoki, Structures and Large NLO Responses of New Electrides: Li-Doped Fluorocarbon Chain, *J. Am. Chem. Soc.*, 2007, **129**, 2967–2970, DOI: 10.1021/ja068038k.
- 52 A. Shokuhi Rad and K. Ayub, Substitutional doping of zirconium, molybdenum, ruthenium, and palladium: An effective method to improve nonlinear optical and electronic property of C₂₀ fullerene, *Comput. Theor. Chem.*, 2017, **1121**, 68–75, DOI: 10.1016/j.comptc.2017.10.015.
- 53 N. Hou, Y. Y. Wu and J. Y. Liu, Theoretical studies on structures and nonlinear optical properties of alkali doped electrides B₁₂N₁₂-M (M = Li, Na, K), *Int. J. Quantum Chem.*, 2016, **116**, 1296–1302, DOI: 10.1002/qua.25177.
- 54 W. M. Sun, L. T. Fan, Y. Li, J. Y. Liu, D. Wu and Z. R. Li, On the Potential Application of Superalkali Clusters in Designing Novel Alkalides with Large Nonlinear Optical Properties, *Inorg. Chem.*, 2014, **53**, 6170–6178, DOI: 10.1021/ic500655s.
- 55 J.-J. Wang, Z.-J. Zhou, Y. Bai, Z.-B. Liu, Y. Li, D. Wu, W. Chen, Z.-R. Li and C.-C. Sun, The interaction between superalkalis (M₃O, M = Na, K) and a C₂₀F₂₀ cage forming superalkali electride salt molecules with excess electrons inside the C₂₀F₂₀ cage: dramatic superalkali effect on the nonlinear optical property, *J. Mater. Chem.*, 2012, **22**, 9652, DOI: 10.1039/c2jm15405f.
- 56 B. Yoon, Charging Effects on Bonding and Catalyzed Oxidation of CO on Au₈ Clusters on MgO, *Science*, 2005, **307**, 403–407, DOI: 10.1126/science.1104168.
- 57 A. A. Peyghan and M. Noei, Electronic Response of Nano-sized Cages of ZnO and MgO to Presence of Nitric Oxide, *Chin. J. Chem. Phys.*, 2013, **26**, 231–236, DOI: 10.1063/1674-0068/26/02/231-236.



- 58 Y. Zhang, X. Zheng, S. Zhang, S. Huang, P. Wang and H. Tian, Bare and Ni decorated Al₁₂N₁₂ cage for hydrogen storage: A first-principles study, *Int. J. Hydrogen Energy*, 2012, **37**, 12411–12419, DOI: 10.1016/j.ijhydene.2012.06.056.
- 59 M. Solimannejad, H. Jouypazadeh, S. Kamalinahad and M. Noormohammadbeigi, Adsorption of F⁻, Cl⁻, Li⁺ and Na⁺ on the exterior surface of Mg₁₂O₁₂ nanocage in the gas phase and water media: a DFT study, *Phys. Chem. Res.*, 2016, **4**, 591–596, DOI: 10.22036/PCR.2016.16051.
- 60 E. Shakerzdeh, E. Tahmasebi and H. R. Shamlouei, The influence of alkali metals (Li, Na and K) interaction with Be₁₂O₁₂ and Mg₁₂O₁₂ nanoclusters on their structural, electronic and nonlinear optical properties: A theoretical study, *Synth. Met.*, 2015, **204**, 17–24, DOI: 10.1016/j.synthmet.2015.03.008.
- 61 A. Mohammadi Hesari, H. R. Shamlouei and A. Raof Toosi, Effects of the adsorption of alkali metal oxides on the electronic, optical, and thermodynamic properties of the Mg₁₂O₁₂ nanocage: a density functional theory study, *J. Mol. Model.*, 2016, **22**, 189, DOI: 10.1007/s00894-016-3044-7.
- 62 H. R. Shamlouei, A. Nouri, A. Mohammadi and A. D. Tehrani, Influence of transition metal atoms doping on structural, electronic and nonlinear optical properties of Mg₁₂O₁₂ nanoclusters: A DFT study, *Phys. E*, 2016, **77**, 48–53, DOI: 10.1016/j.physe.2015.10.035.
- 63 N. Kosar, T. Mahmood, K. Ayub, S. Tabassum, M. Arshad and M. A. Gilani, Doping superalkali on Zn₁₂O₁₂ nanocage constitutes a superior approach to fabricate stable and high-performance nonlinear optical materials, *Opt. Laser Technol.*, 2019, **120**, 105753, DOI: 10.1016/j.optlastec.2019.105753.
- 64 S. Grimme, Semiempirical GGA-type density functional constructed with a long-range dispersion correction, *J. Comput. Chem.*, 2006, **27**, 1787–1799, DOI: 10.1002/jcc.20495.
- 65 S. Grimme, J. Antony, S. Ehrlich and H. Krieg, A consistent and accurate ab initio parametrization of density functional dispersion correction (DFT-D) for the 94 elements H-Pu, *J. Chem. Phys.*, 2010, **132**, 154104, DOI: 10.1063/1.3382344.
- 66 S. Grimme, Accurate description of van der Waals complexes by density functional theory including empirical corrections, *J. Comput. Chem.*, 2004, **25**, 1463–1473, DOI: 10.1002/jcc.20078.
- 67 J.-D. Chai and M. Head-Gordon, Long-range corrected hybrid density functionals with damped atom–atom dispersion corrections, *Phys. Chem. Chem. Phys.*, 2008, **10**, 6615, DOI: 10.1039/b810189b.
- 68 T. Lu and F. Chen, Multiwfn: A multifunctional wavefunction analyzer, *J. Comput. Chem.*, 2012, **33**, 580–592, DOI: 10.1002/jcc.22885.
- 69 M. Maria, J. Iqbal and K. Ayub, Theoretical study of the non linear optical properties of alkali metal (Li, Na, K) doped aluminum nitride nanocages, *RSC Adv.*, 2016, **6**, 94228–94235, DOI: 10.1039/C6RA21797D.
- 70 M. B. Oviedo, N. V. Ilawe and B. M. Wong, Polarizabilities of π -Conjugated Chains Revisited: Improved Results from Broken-Symmetry Range-Separated DFT and New CCSD(T) Benchmarks, *J. Chem. Theory Comput.*, 2016, **12**, 3593–3602, DOI: 10.1021/acs.jctc.6b00360.
- 71 M. J. Frisch, G. W. Trucks, H. B. Schlegel, G. E. Scuseria, M. A. Robb, J. R. Cheeseman, G. Scalmani, V. Barone, G. A. Petersson, H. Nakatsuji, X. Li, M. Caricato, A. Marenich, J. Blonio, B. G. Janesko, R. Gomperts, B. Mennucci, H. P. Hratchian, J. V. Ortiz, A. F. Izmaylov, J. L. Sonnenberg, D. Williams-Young, F. Ding, F. Lipparini, F. Egidi, J. Goings, B. Peng, A. Petrone, T. Henderson, D. Ranasinghe, V. G. Zakrzewski, J. Gao, N. Rega, G. Zheng, W. Liang, M. Hada, M. Ehara, K. Toyota, R. Fukuda, J. Hasegawa, M. Ishida, T. Nakajima, Y. Honda, O. Kitao, H. Nakai, T. Vreven, K. Throssell, J. A. Montgomery, Jr, J. E. Peralta, F. Ogliaro, M. Bearpark, J. J. Heyd, E. Brothers, K. N. Kudin, V. N. Staroverov, T. Keith, R. Kobayashi, J. Normand, K. Raghavachari, A. Rendell, J. C. Burant, S. S. Iyengar, J. Tomasi, M. Cossi, J. M. Millam, M. Klene, C. Adamo, R. Cammi, J. W. Ochterski, R. L. Martin, K. Morokuma, O. Farkas, J. B. Foresman, J. B. Foresman, and D. J. Fox, Gaussian, Inc. Wallingford CT, 2016.

