

Northumbria Research Link

Citation: Yang, Zhaohui, Pan, Cunhua, Wang, Kezhi and Shikh-Bahaei, Mohammad (2019) Energy Efficient Resource Allocation in UAV-Enabled Mobile Edge Computing Networks. IEEE Transactions on Wireless Communications, 18 (9). pp. 4576-4589. ISSN 1536-1276

Published by: IEEE

URL: <https://doi.org/10.1109/twc.2019.2927313>
<<https://doi.org/10.1109/twc.2019.2927313>>

This version was downloaded from Northumbria Research Link:
<http://nrl.northumbria.ac.uk/id/eprint/39868/>

Northumbria University has developed Northumbria Research Link (NRL) to enable users to access the University's research output. Copyright © and moral rights for items on NRL are retained by the individual author(s) and/or other copyright owners. Single copies of full items can be reproduced, displayed or performed, and given to third parties in any format or medium for personal research or study, educational, or not-for-profit purposes without prior permission or charge, provided the authors, title and full bibliographic details are given, as well as a hyperlink and/or URL to the original metadata page. The content must not be changed in any way. Full items must not be sold commercially in any format or medium without formal permission of the copyright holder. The full policy is available online: <http://nrl.northumbria.ac.uk/policies.html>

This document may differ from the final, published version of the research and has been made available online in accordance with publisher policies. To read and/or cite from the published version of the research, please visit the publisher's website (a subscription may be required.)

Energy Efficient Resource Allocation in UAV-Enabled Mobile Edge Computing Networks

Zhaohui Yang, Cunhua Pan, Kezhi Wang, and Mohammad Shikh-Bahaei

Abstract—In this paper, we consider the sum power minimization problem via jointly optimizing user association, power control, computation capacity allocation and location planning in a mobile edge computing (MEC) network with multiple unmanned aerial vehicles (UAVs). To solve the nonconvex problem, we propose a low-complexity algorithm with solving three subproblems iteratively. For the user association subproblem, the compressive sensing based algorithm is accordingly proposed. For the computation capacity allocation subproblem, the optimal solution is obtained in closed form. For the location planning subproblem, the optimal solution is effectively obtained via one-dimensional search method. To obtain a feasible solution for this iterative algorithm, a fuzzy c-means clustering based algorithm is proposed. Numerical results show that the proposed algorithm achieves better performance than conventional approaches.

Index Terms—Unmanned aerial vehicle-enabled communication, mobile edge computing, resource allocation, user association, location optimization.

I. INTRODUCTION

With high mobility and the explosive growth of data traffic, unmanned aerial vehicles (UAVs) assisted wireless communications have attracted considerable attention [1]. Compared to conventional wireless communications, UAV-enabled wireless communications can provide higher wireless connectivity in areas without infrastructure coverage. Besides, high throughput can always be achieved in UAV-enabled wireless communications due to the higher probability of line-of-sight (LoS) communication links between user equipments (UEs) and UAVs [2]–[5]. Due to the above distinctions, UAVs can be utilized in many applications, such as relaying [6]–[8], data collection [9]–[12], device-to-device communication networks [13], wireless power transfer networks [14] and caching networks [15].

To fully exploit the design degrees of freedom for UAV-enabled communications, it is crucial to investigate the location and trajectory optimization. In [16], the altitude of the UAV was optimized to provide maximum radio coverage on the ground. To maximize the number of covered users

using the minimum transmit power, an optimal location and altitude placement algorithm was investigated in [17] for UAV-base stations (BSs). With different quality-of-service (QoS) requirements of users, authors in [18] studied the three-dimension (3D) UAV-BS placement that maximizes the number of covered users. Considering the adjustable UAVs' locations, the UAV number minimization was considered in [19]. In [20] and [21], the UAV's trajectory was optimized by jointly considering both the communication throughput and the UAV's energy consumption. Further optimizing user-UAV association, [22] investigated the sum power minimization problem of the UAV. Different from [16]–[22] with fixed-beamwidth antenna, the beamwidth of the directional antenna was optimized in [23] with fixed bandwidth allocation to improve the system throughput. Through jointly optimizing beamwidth and bandwidth, the sum power was further minimized in [24]. Deploying UAVs as users, [25] proposed a novel concept of 3D cellular networks and developed an optimal 3D cell association scheme [26].

Recently, mobile edge computing (MEC) has been proposed as a promising technology for future communications since it can improve the computation capacity of UEs with computation-hungry applications, such as, augmented reality (AR) [27]. With MEC, UEs can offload the tasks to the MEC servers that locate at the edge of the network. Since MEC servers can be deployed near to UEs, network with MEC can provide UEs with low latency and save energy for UEs [28]. There are two operation modes for MEC, i.e., partial and binary computation offloading. In partial computation offloading, the computation tasks can be divided into two parts, where one part is locally executed and the other part is offloaded to MEC servers [29]–[34]. In binary computation offloading, the computation tasks are either locally executed or offloaded to MEC servers [35], [36].

Due to the mobility of UAVs, the integration of UAV-enabled communication with MEC can further improve the computation performance [37]–[41]. The UAV-enabled MEC architecture was first proposed in [37], which showed that the computation performance can be improved with UAVs. Jointly optimizing bit allocation and UAV's trajectory, the authors in [39] and [40] minimized the total mobile energy consumption while satisfying QoS requirements of the offloaded mobile application. Considering wireless power transfer, the computation rate maximization problem was studied in [41] for a UAV-enabled MEC wireless powered system, subject to the energy harvesting causal constraint and the UAV's speed constraint.

In this paper, we consider resource allocation in a UAV-enabled MEC network with *multiple UAVs*. The objective of

This work was supported by the Engineering and Physical Science Research Council (EPSRC) through the Scalable Full Duplex Dense Wireless Networks (SENSE) grant EP/P003486/1. (Corresponding authors: Cunhua Pan; Kezhi Wang.)

Z. Yang and M. Shikh-Bahaei are with the Centre for Telecommunications Research, Department of Informatics, King's College London, London WC2B 4BG, U.K. (e-mails: yang.zhaohui@kcl.ac.uk; m.sbahaei@kcl.ac.uk).

C. Pan is with School of Electronic Engineering and Computer Science, Queen Mary University of London, London E1 4NS, U.K. (e-mail: c.pan@qmul.ac.uk).

K. Wang is with the Department of Computer and Information Sciences, Northumbria University, Newcastle NE2 1XE, U.K. (e-mail: kezhi.wang@northumbria.ac.uk).

this paper is to minimize the sum power consumption of UEs and UAVs including both communication related power and mechanical power. Compared with references [39] and [40], where only the total power of all the UEs is minimized, this paper considers the total power minimization of both UEs and UAVs since the UAVs are also power constrained. Although the computation and communication power consumption of the UAV is considered in [41], the mechanical power of the UAV is ignored. Since the mechanical power of the UAV is significant compared to the computation and communication power, this paper considers both communication related power and mechanical power of each UAV. Moreover, the works in [39]–[41] all considered only *one* UAV in the UAV-enabled MEC network even though there always exist multiple UAVs for practical applications.

The main contributions of this paper are summarized as follows:

- 1) We formulate the sum power minimization problem with latency and coverage constraints via jointly optimizing user association, power control, computation capacity allocation and location planning. To solve the nonconvex sum power minimization problem, an algorithm is proposed by solving three subproblems iteratively. We also provide the complexity analysis of the proposed algorithm.
- 2) For user association problem with ℓ_0 -norm, we apply the compressive sensing based algorithm, where the closed-form solution is given in each iteration.
- 3) For computation capacity allocation or location planning, we first decompose the original problem into multiple small optimization problems. Then, the optimal computation capacity allocation is derived in closed form, while the optimal location planning is obtained via one-dimensional search method.

The rest of the paper is organized as follows. In Section II, we introduce the system model and sum power minimization formulation. The proposed algorithm is addressed in Section III. Some numerical results are shown in Section IV, and conclusions are finally drawn in Section V.

The main notations used in the paper are summarized in Table I.

II. SYSTEM MODEL

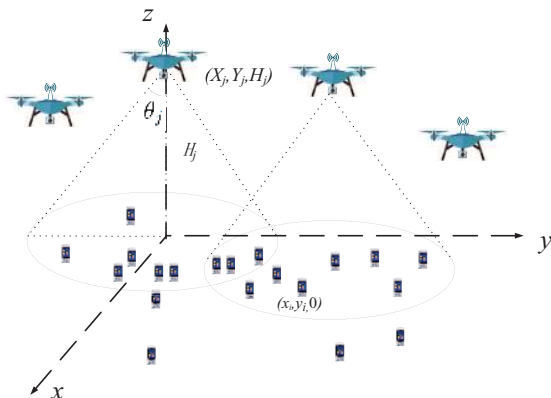


Fig. 1. A UAV-aided network.

TABLE I
LIST OF MAIN NOTATIONS.

Notation	Description
N	Number of UEs
M	Number of UAVs
\mathcal{N}	Set of UEs
\mathcal{M}	Set of UAVs
\mathcal{M}'	Possible place for the tasks to be executed
a_{ij}	Offloading indicator of UE i
U_i	Computation task of UE i
F_i	Number of CPU cycles of task U_i
D_i	Data size of task U_i
T	Latency requirement for all tasks
f_{ij}	Computation capacity of UAV j allocated to UE i
T_{ij}^C	Execution time of UAV j to compute UE i 's task
T_{ij}^R	Offloading time of UE i to UAV j
r_{ij}	Offloading transmission rate of UE i to UAV j
$f_{i,\max}^{\text{ue}}$	Maximal computation capacity of UE i
p_{ij}	Transmission power of UE i to UAV j
p_i^E	Local execution power of UE i
p_i^{ue}	Power consumption of UE i
$P_{i,\max}^{\text{ue}}$	Maximal power consumption of UE i
p_j^{uav}	Power consumption of UAV j
f_j	Total used computation capacity of UAV j
$f_{j,\max}^{\text{ue}}$	Maximal computation capacity of UAV j
$(x_i, y_i, 0)$	Coordinate of UE i
(X_j, Y_j, H_j)	Coordinate of UAV j
R_{ij}	Horizontal distance between UE i and UAV j
θ_j	Half-power beamwidth of antenna for UAV j
g_{ij}	Uplink channel gain between UE i and UAV j
U_j	Maximal number of associated UEs for UAV j

As shown in Fig. 1, we consider a UAV-aided network with N UEs and M rotary-wing UAVs, which are able to hover. The sets of the UEs and UAVs are denoted by $\mathcal{N} = \{1, 2, \dots, N\}$ and $\mathcal{M} = \{1, 2, \dots, M\}$, respectively. Each UE has a computation task to be executed, which can be offloaded to the UAVs. Define a new set $\mathcal{M}' = \{0, 1, \dots, M\}$ to represent the possible place in which the tasks can be executed, where 0 means that UE conducts task itself without offloading. Then, define a_{ij} as the offloading indicator variable of UE i satisfying

$$a_{ij} = \{0, 1\}, \quad \forall i \in \mathcal{N}, j \in \mathcal{M}', \quad (1)$$

where $a_{ij} = 1, j \neq 0$ denotes that UE i decides to offload the task to UAV j , while $a_{ij} = 0, j \neq 0$ indicates that UE i decides not to offload the task to UAV j , and $a_{ij} = 1, j = 0$ denotes UE conducts the task itself. One has

$$\sum_{j=0}^M a_{ij} = 1, \quad i \in \mathcal{N}, \quad (2)$$

which reflects that each task can only be executed at one place.

Similar to [42], we assume that UE i has the computationally intensive task U_i to be executed as follows

$$U_i = (F_i, D_i, T), \quad \forall i \in \mathcal{N}, \quad (3)$$

where F_i describes the total number of the central processing unit (CPU) cycles of U_i to be computed, D_i denotes the data size transmitting to the cloud if offloading action is decided and T is the latency constraint or QoS requirement by this task. In this paper, we consider that all tasks have the same

latency requirement T , without loss of generality. D_i and F_i can be obtained by using the approaches provided in [43].

Then, the execution time of the task can be calculated as

$$T_{ij}^C = \frac{F_i}{f_{ij}}, \quad \forall i \in \mathcal{N}, j \in \mathcal{M}', \quad (4)$$

where f_{ij} is the computation capacity of UAV j allocated to UE i and $j = 0$ means the UE executes the task itself.

If the data is offloaded to the UAV, the time required to offload the data is calculated as

$$T_{ij}^{\text{Tr}} = \frac{D_i}{r_{ij}}, \quad \forall i \in \mathcal{N}, j \in \mathcal{M}, \quad (5)$$

where r_{ij} is the offloading transmission rate of UE i to UAV j . Then, we can have

$$a_{ij} \left(\frac{D_i}{r_{ij}} + \frac{F_i}{f_{ij}} \right) \leq T, \quad \forall i \in \mathcal{N}, j \in \mathcal{M}, \quad (6)$$

which means that each task executed in the UAV must meet the latency requirement. Note that the downloading time from the UAV is low and negligible [44]. In (6), we define $a_{ij} \left(\frac{D_i}{r_{ij}} + \frac{F_i}{f_{ij}} \right) = 0$ for the case where $a_{ij} = 0$ and $f_{ij} = 0$.

If this task is executed in UE itself, one has

$$a_{ij} \frac{F_i}{f_{ij}} \leq T, \quad \forall i \in \mathcal{N}, j = 0. \quad (7)$$

The computation capacity for the UE i is constrained by

$$f_{ij} \leq f_{i,\max}^{\text{ue}}, \quad \forall i \in \mathcal{N}, j = 0. \quad (8)$$

The power consumption at UE i is given by

$$p_i^{\text{ue}} = \begin{cases} \sum_{j=1}^M a_{ij} p_{ij}, & \text{if offloading,} \\ p_i^E, & \text{if local execution} \end{cases} \quad (9)$$

where p_{ij} is the transmitting power of UE i to the UAV j and p_i^E is the execution power in UE i if UE conducts the task itself, which is given by

$$p_i^E = \kappa_i f_{i,j}^{\nu_i}, \quad i \in \mathcal{N}, j = 0, \quad (10)$$

where $\kappa_i \geq 0$ and $\nu_i \geq 1$ are positive coefficients specified in the CPU model [45]. The UE power is constrained by

$$p_i^{\text{ue}} \leq P_{i,\max}^{\text{ue}}, \quad i \in \mathcal{N}. \quad (11)$$

The computing power consumption for UAV j can be given as

$$p_j^{\text{uav}} = s_j f_j^{w_j}, \quad \forall j \in \mathcal{M}, \quad (12)$$

where s_j and w_j are constants. In (12), f_j is the computation capacity provided by UAV j to the associated UEs, which can be given as

$$f_j = \sum_{i=1}^N a_{ij} f_{ij}, \quad \forall j \in \mathcal{M}. \quad (13)$$

Due to limited computation capacity, the computation capacity for UAV j is constrained by

$$f_j \leq f_{j,\max}^{\text{uav}}, \quad \forall j \in \mathcal{M}. \quad (14)$$

Assume that the coordinates of UE i are $(x_i, y_i, 0)$ and the coordinates of UAV j are (X_j, Y_j, H_j) . The horizontal distance between UE i and UAV j is calculated as

$$R_{ij} = \sqrt{(X_j - x_i)^2 + (Y_j - y_i)^2}, \quad \forall i \in \mathcal{N}, j \in \mathcal{M}. \quad (15)$$

It is assumed that each UAV is equipped with a directional antenna of adjustable beamwidth. The azimuth and elevation half-power beamwidths of antenna are equal for UAV j , which are both denoted by $2\theta_j \in (0, \pi)$. For UAV j , the antenna gain in the direction with azimuth angle θ and elevation angle ψ ¹ can be modelled as [46, Eq. (2-51)]

$$G = \begin{cases} \frac{G_0}{\theta_j^2} & \text{if } 0 \leq \theta \leq \theta_j \text{ and } 0 \leq \psi \leq \theta_j \\ g \approx 0 & \text{otherwise,} \end{cases} \quad (16)$$

where $G_0 \approx 2.2846$, and g means the channel gain outside the beamwidth of the antenna. For simplicity, we set $g = 0$. We consider the case that the UEs are located outdoors, and the channel between each UE and UAV is mainly a LoS path. The uplink channel gain between UE i and UAV j is

$$g_{ij} = \frac{g_0}{H_j^2 + R_{ij}^2}, \quad (17)$$

where g_0 is the channel power gain at the reference distance 1 m, i.e., it is assumed that the communication is neglected via the sidelobes.

If UE i wants to offload the task to UAV j , it has to be in the coverage area of UAV j , i.e.,

$$R_{ij} \leq H_j \tan \theta_j. \quad (18)$$

According to (16) and (17), if UE i decides to offload the task to UAV j , the data rate is given by

$$r_{ij} = B \log_2 \left(1 + \frac{\alpha p_{ij}}{\theta_j^2 (H_j^2 + R_{ij}^2)} \right), \quad \forall i \in \mathcal{N}, j \in \mathcal{M}, \quad (19)$$

where B is the system bandwidth, $\alpha = g_0 G_0 / \sigma^2$ and σ^2 is the noise power. For UAVs with overlapped coverage area, UAVs are allocated with orthogonal frequency resources, which indicates that there is no interference among UAVs.

According to constraints (6) and (7), the latency constraints can be combined as

$$\sum_{j=1}^M a_{ij} \left(\frac{D_i}{B \log_2 \left(1 + \frac{\alpha p_{ij}}{\theta_j^2 (H_j^2 + R_{ij}^2)} \right)} + \frac{F_i}{f_{ij}} \right) + \frac{a_{i0} F_i}{f_{i0}} \leq T. \quad (20)$$

According to (2), each UE either conducts the task locally or uploads the task to one unique UAV. If UE i conducts the task locally, i.e., $a_{i0} = 1$ and $a_{ij} = 0, \forall j \in \mathcal{M}$, equation (20) becomes

$$a_{i0} \frac{F_i}{f_{i0}} \leq T, \quad (21)$$

¹The azimuth and elevation angles are defined with respect to three reference axes, two orthogonal axes on the ground plane with intersection $(X_j, Y_j, 0)$, i.e., x axis and y axis, and one vertical axis across points $(X_j, Y_j, 0)$ and (X_j, Y_j, H_j) , i.e., z axis.

which is the same as equation (7). If UE i uploads the task to one unique UAV j , i.e., $a_{ij} = 1$, $a_{i0} = 0$ and $a_{il} = 0$, $l \in \mathcal{M} \setminus \{j\}$, equation (20) becomes

$$a_{ij} \left(\frac{D_i}{\text{Blog}_2 \left(1 + \frac{\alpha p_{ij}}{\theta_j^2 (H_j^2 + R_{ij}^2)} \right)} + \frac{F_i}{f_{ij}} \right) \leq T, \quad (22)$$

which is the same as equation (6) since r_{ij} is defined in (19).

In practice, the number of UEs associated with one UAV is limited, i.e.,

$$\sum_{i=1}^N a_{ij} \leq U_j, \quad \forall j \in \mathcal{M}, \quad (23)$$

where U_j is the maximal allowed number of UEs associated with UAV j .

Then, we can formulate the sum power minimization problem as follows:

$$\begin{aligned} \min_{\mathbf{A}, \mathbf{F}, \mathbf{P}, \mathbf{Z}} \quad & W_1 \sum_{i=1}^N \sum_{j=1}^M a_{ij} p_{ij} + W_1 \sum_{i=1}^N a_{i0} \kappa_i f_{i0}^{\nu_i} \\ & + W_2 \sum_{j=1}^M \left(s_j \left(\sum_{i=1}^N a_{ij} f_{ij} \right)^{w_j} + Q_j \left\| \sum_{i=1}^N a_{ij} \right\|_0 \right) \end{aligned} \quad (24a)$$

$$\text{s.t.} \quad \sum_{j=0}^M a_{ij} = 1, \quad i \in \mathcal{N} \quad (24b)$$

$$s_j \left(\sum_{i=1}^N a_{ij} f_{ij} \right)^{w_j} + Q_j \left\| \sum_{i=1}^N a_{ij} \right\|_0 \leq P_{j, \max}^{\text{uav}}, \quad \forall j \in \mathcal{M} \quad (24c)$$

$$\begin{aligned} \sum_{j=1}^M a_{ij} \left(\frac{D_i}{\text{Blog}_2 \left(1 + \frac{\alpha p_{ij}}{\theta_j^2 (H_j^2 + R_{ij}^2)} \right)} + \frac{F_i}{f_{ij}} \right) \\ + \frac{a_{i0} F_i}{f_{i0}} \leq T, \quad \forall i \in \mathcal{N} \end{aligned} \quad (24d)$$

$$R_{ij} = \sqrt{(X_j - x_i)^2 + (Y_j - y_i)^2}, \quad \forall j \in \mathcal{N}, j \in \mathcal{M} \quad (24e)$$

$$a_{ij} R_{ij} \leq H_j \tan \theta_j, \quad \forall i \in \mathcal{N}, j \in \mathcal{M} \quad (24f)$$

$$\sum_{j=1}^M a_{ij} p_{ij} + a_{i0} \kappa_i f_{i0}^{\nu_i} \leq P_{i, \max}^{\text{ue}}, \quad \forall i \in \mathcal{N} \quad (24g)$$

$$\sum_{i=1}^N a_{ij} f_{ij} \leq f_{j, \max}^{\text{uav}}, \quad \forall j \in \mathcal{M} \quad (24h)$$

$$\sum_{i=1}^N a_{ij} \leq U_j, \quad \forall j \in \mathcal{M} \quad (24i)$$

$$a_{ij} = \{0, 1\}, f_{i0} \leq f_{i, \max}^{\text{ue}} \quad \forall i \in \mathcal{N}, j \in \mathcal{M}' \quad (24j)$$

$$\begin{aligned} f_{ij} \geq 0, p_{ij} \geq 0, H_j^{\min} \leq H \leq H_j^{\max}, \\ \theta_j^{\min} \leq \theta_j \leq \theta_j^{\max}, \quad \forall i \in \mathcal{N}, j \in \mathcal{M}, \end{aligned} \quad (24k)$$

where $\mathbf{A} = \{a_{ij}\}_{i \in \mathcal{N}, j \in \mathcal{M}'}$, $\mathbf{F} = \{f_{ij}\}_{i \in \mathcal{N}, j \in \mathcal{M}'}$, $\mathbf{P} = \{p_{ij}\}_{i \in \mathcal{N}, j \in \mathcal{M}}$, $\mathbf{Z} = \{X_j, Y_j, H_j, \theta_j\}_{j \in \mathcal{M}}$, W_1 and W_2 are respectively constant positive weights for UE power and UAV power, Q_j is the propulsion power for ensuring the UAV j to

remain aloft, $\|\cdot\|_0$ is the ℓ_0 -norm², and $P_{j, \max}^{\text{uav}} > Q_j$ is the maximal battery power of UAV j . $[H_j^{\min}, H_j^{\max}]$ is the feasible region of height H_j determined by obstacle heights and authority regulations, and $[\theta_j^{\min}, \theta_j^{\max}]$ is the feasible region of half-beamwidth θ_j determined by practical antenna beamwidth tuning technique. The term $Q_j \left\| \sum_{j=1}^N a_{ij} \right\|_0$ stands for the propulsion power of UAV j if it serves at least one UE.

Objective function (24a) is the sum power of UEs and UAVs including transmission power, execution power and propulsion power. Constraints (24b) represent that the UE either conducts the task locally or uploads the task to one unique UAV. The maximal power constraint for each UAV is shown in (24c). Since each UE executes the task itself or uploads the task to one and only one UAV according to (24b), the latency requirements for all UEs can be given in (24d). Constraints (24e) and (24f) state that the offloaded UEs should be in the coverage area of the associated UAVs. The maximal transmission power constraints for UEs are given in (24g). The maximal computation capacity and maximal associated number of UEs for UAVs are given in (24h) and (24i), respectively. There are two major differences with Problem (24) and well-known MEC problems in the literature [12], [39]–[41]. The first difference is that this paper considers the UAV-enabled MEC with multiple UAVs, and the battery power limit for each UAV is also involved. The other difference is that Problem (24) optimizes the beamwidth and altitude of all UAVs.

III. PROPOSED ALGORITHM

Due to the nonconvex objective function and discrete constraints, Problem (24) is a nonconvex problem. It is generally hard to effectively obtain a globally optimal solution for this nonconvex problem. In the following, a joint optimization algorithm is proposed to obtain a suboptimal solution with an iterative mechanism. Specifically, the user association subproblem is first solved due to the fact that the decision variables for user association are discrete. Based on the obtained user association, the optimal conditions for the transmission power of the UEs are obtained, which is helpful in simplifying the original problem. According to the optimal conditions for the transmission power of the UEs, both computation capacity allocation subproblem and location planning subproblem can be decoupled into multiple small-size problems, which fortunately have the closed-form optimal solutions. A clustering based algorithm is also provided to obtain a feasible solution of the iterative algorithm.

A. User Association Optimization

Problem (24) is hard to be solved due to non-smooth ℓ_0 -norm, which can be approximately solved via a sequence of weighted ℓ_1 -norm minimizations in compressive sensing

² ℓ_0 -norm is usually used for vectors, and scalar can be viewed as a special case of vector with one dimension.

according to [47]. Taking advantage of this technology, we approximate the ℓ_0 -norm in the objective function (24a) as

$$\left\| \sum_{i=1}^N a_{ij} \right\|_0 \approx \delta_j^{(n)} \sum_{i=1}^N a_{ij} + \rho_j^{(n)}, \quad (25)$$

with $\delta_j^{(n)}$ and $\rho_j^{(n)}$ iteratively updated according to

$$\delta_j^{(n)} = \frac{1}{(\sum_{i=1}^N a_{ij}^{(n)} + \tau) \ln(1 + \tau^{-1})}, \quad (26)$$

and

$$\rho_j^{(n)} = \frac{(\sum_{i=1}^N a_{ij}^{(n)} + \tau) \ln(1 + \tau^{-1} \sum_{i=1}^N a_{ij}^{(n)}) - \sum_{i=1}^N a_{ij}^{(n)}}{(\sum_{i=1}^N a_{ij}^{(n)} + \tau) \ln(1 + \tau^{-1})}, \quad (27)$$

where $a_{ij}^{(n)}$ is value of a_{ij} in the n -th iteration, and τ is a constant regularization factor.

For (24c), it can be equivalently transformed to

$$s_j \left(\sum_{i=1}^N a_{ij} f_{ij} \right)^{w_j} \leq P_{j,\max}^{\text{uav}} - Q_j, \quad \forall j \in \mathcal{M}, \quad (28)$$

The reason is that, for each UAV j , (28) is the same as (24c) if there exists at least one i such that $a_{ij} = 1$ and (28) always holds if $a_{ij} = 0$ for all i .

Denoting $\mathcal{M}_i = \left\{ j \in \mathcal{M} \mid \frac{H_j \tan \theta_j}{R_{ij}} \geq 1 \right\}$, we have $a_{ij} = 0$ for all $j \in \mathcal{M} \setminus \mathcal{M}_i$ according to (24f). By using new notation \mathcal{M}_i , constraints (24f) can be omitted. With approximations (25) and temporarily relaxing the integer constraints, Problem (24) with fixed $(\mathbf{F}, \mathbf{P}, \mathbf{Z})$ can be rewritten as

$$\min_{\mathbf{A}, \mathbf{f}} W_1 \sum_{i=1}^N \sum_{j \in \mathcal{M}_i} a_{ij} p_{ij} + W_1 \sum_{i=1}^N a_{i0} \kappa_i f_{i0}^{\nu_i} + W_2 \sum_{j=1}^M s_j f_j^{w_j} + W_2 \sum_{j=1}^M Q_j \left(\delta_j^{(n)} \sum_{i=1}^N a_{ij} + \rho_j^{(n)} \right) \quad (29a)$$

$$\text{s.t.} \quad \sum_{j \in \mathcal{M}_i} a_{ij} = 1, \quad i \in \mathcal{N}, \quad (29b)$$

$$s_j f_j^{w_j} \leq P_{j,\max}^{\text{uav}} - Q_j, \quad \forall j \in \mathcal{M} \quad (29c)$$

$$\sum_{j \in \mathcal{M}_i} a_{ij} C_{ij} + a_{i0} E_i \leq T, \quad \forall i \in \mathcal{N} \quad (29d)$$

$$\sum_{j \in \mathcal{M}_i} a_{ij} p_{ij} + a_{i0} \kappa_i f_{i0}^{\nu_i} \leq P_{i,\max}^{\text{ue}}, \quad \forall i \in \mathcal{N} \quad (29e)$$

$$\sum_{i=1}^N a_{ij} \leq U_j, \quad \forall j \in \mathcal{M} \quad (29f)$$

$$f_j = \sum_{i=1}^N a_{ij} f_{ij}, \quad \forall j \in \mathcal{M} \quad (29g)$$

$$f_j \leq f_{j,\max}^{\text{uav}}, \quad \forall j \in \mathcal{M} \quad (29h)$$

$$0 \leq a_{ij} \leq 1, \quad \forall i \in \mathcal{N}, j \in \mathcal{M}', \quad (29i)$$

where $\mathbf{f} = \{f_j\}_{j \in \mathcal{M}}$, $C_{ij} = \frac{D_i}{B \log_2 \left(1 + \frac{\alpha p_{ij}}{\theta_j^2 (H_j^2 + R_{ij}^2)} \right)} + \frac{F_i}{f_{ij}}$, $E_i = \frac{F_i}{f_{i0}}$. In Problem (29), $f_j = \sum_{i=1}^N a_{ij} f_{ij}$ stands for the computation capacity of UAV j . Note that \mathbf{f} in Problem (29) is an auxiliary vector variable, which helps us design

the Lagrangian dual decomposition method to get integer solutions. Obviously, Problem (29) is a convex problem with respect to (w.r.t) (\mathbf{A}, \mathbf{f}) , which can be effectively solved via the dual method [48].

To obtain the optimal solution of Problem (29), we have the following theorem.

Theorem 1: For Problem (29), the optimal user association \mathbf{A} and auxiliary vector \mathbf{f} can be respectively expressed as

$$a_{ij}^* = \begin{cases} 1, & \text{if } j = \arg \min_{j \in \mathcal{M}_i \cup \{0\}} h_{ij} \\ 0, & \text{otherwise,} \end{cases} \quad (30)$$

and

$$f_j^* = \left(\frac{\mu_j}{W_2 w_j s_j} \right)^{\frac{1}{w_j - 1}} \bigg|_0^{\bar{f}_{j,\max}^{\text{uav}}}, \quad (31)$$

where

$$h_{ij} = \begin{cases} W_1 p_{ij} + W_2 Q_j \delta_j^{(n)} + \beta_i C_{ij} \\ + \gamma_i p_{ij} + \lambda_j + \mu_j f_{ij}, & \forall i \in \mathcal{N}, j \in \mathcal{M}_i \\ W_1 \kappa_i f_{i0}^{\nu_i} + \beta_i E_i + \gamma_i \kappa_i f_{i0}^{\nu_i}, & \forall i \in \mathcal{N}, j = 0, \end{cases} \quad (32)$$

$\{\beta_i\}_{i \in \mathcal{N}}$, $\{\gamma_i\}_{i \in \mathcal{N}}$, $\{\lambda_j\}_{j \in \mathcal{M}}$, $\{\mu_j\}_{j \in \mathcal{M}}$ are Lagrange multipliers associated with constraints (29d)-(29g) respectively,

$$\bar{f}_{j,\max}^{\text{uav}} = \min \left\{ \left(\frac{P_{j,\max}^{\text{uav}} - Q_j}{s_j} \right)^{\frac{1}{w_j}}, f_{j,\max}^{\text{uav}} \right\}, \quad (33)$$

and $a|_b^c = \min\{\max\{a, b\}, c\}$. If there are multiple minimal points in $\arg \min_{j \in \mathcal{M}_i \cup \{0\}} h_{ij}$, we will choose any one of them.

Proof: See Appendix A. \square

According to (30), each UE i selects UAV j with the smallest coefficient h_{ij} . This is because h_{ij} means the power consumption if UE i uploads data to UAV j and h_{i0} stands for the power consumption of local computation according to (A.2).

The value of $\{\beta_i\}_{i \in \mathcal{N}}$, $\{\gamma_i\}_{i \in \mathcal{N}}$, $\{\lambda_j\}_{j \in \mathcal{M}}$, $\{\mu_j\}_{j \in \mathcal{M}}$ can be determined by the sub-gradient method [49]. The updating procedure can be given by

$$\beta_i = \left[\beta_i + \phi \left(\sum_{j \in \mathcal{M}_i} a_{ij} C_{ij} + a_{i0} E_i - T \right) \right]^+ \quad (34)$$

$$\gamma_i = \left[\gamma_i + \phi \left(\sum_{j \in \mathcal{M}_i} a_{ij} p_{ij} + a_{i0} \kappa_i f_{i0}^{\nu_i} - P_{i,\max}^{\text{ue}} \right) \right]^+ \quad (35)$$

$$\lambda_j = \left[\lambda_j + \phi \left(\sum_{i=1}^N a_{ij} - U_j \right) \right]^+ \quad (36)$$

$$\mu_j = \mu_j + \phi \left(\sum_{i=1}^N a_{ij} f_{ij} - f_j \right), \quad (37)$$

where $[x]^+ = \max\{x, 0\}$, and $\phi > 0$ is a dynamically chosen step-size sequence. We can adopt the typical self-adaptive scheme of [49] to choose the dynamic step-size sequence. By iteratively optimizing a_{ij} , f_j in (30)-(31) and updating $\{\beta_i\}_{i \in \mathcal{N}}$, $\{\gamma_i\}_{i \in \mathcal{N}}$, $\{\lambda_j\}_{j \in \mathcal{M}}$, $\{\mu_j\}_{j \in \mathcal{M}}$ according to (34)-(37), the optimal solution of Problem (29) can be obtained via the dual gradient method with zero duality gap.

The compressive sensing based algorithm for solving Problem (24) with fixed $(\mathbf{F}, \mathbf{P}, \mathbf{Z})$ is given by Algorithm 1, which is equivalent to a majorization-minimization (MM) algorithm that can be proved to converge by using the same method in [47, Appendix A].

Algorithm 1 Compressive Sensing Based Algorithm for User Association

- 1: Initialize a feasible $\mathbf{A}^{(0)}$ of Problem (24) with fixed $(\mathbf{F}, \mathbf{P}, \mathbf{Z})$ and the iteration number $n = 0$. Obtain the values of $\delta_j^{(0)}$ and $\rho_j^{(0)}$ according to (26) and (27), respectively.
 - 2: **repeat**
 - 3: Initialize Lagrange multipliers
 $\{\beta_i\}_{i \in \mathcal{N}}, \{\gamma_i\}_{i \in \mathcal{N}}, \{\lambda_j\}_{j \in \mathcal{M}}, \{\mu_j\}_{j \in \mathcal{M}}$.
 - 4: **repeat**
 - 5: Obtain the optimal user association \mathbf{A} and auxiliary vector \mathbf{f} according to (30)-(31).
 - 6: Update Lagrange multipliers
 $\{\beta_i\}_{i \in \mathcal{N}}, \{\gamma_i\}_{i \in \mathcal{N}}, \{\lambda_j\}_{j \in \mathcal{M}}, \{\mu_j\}_{j \in \mathcal{M}}$ based on (34)-(37).
 - 7: **until** the objective function (29a) converges
 - 8: Denote $(\mathbf{A}^{(n+1)}, \mathbf{f}^{(n+1)})$ as the optimal solution of Problem (29).
 - 9: Set $n = n + 1$, and update the values of $\delta_j^{(n)}$ and $\rho_j^{(n)}$ according to (26) and (27), respectively.
 - 10: **until** the objective function (24a) converges
-

B. Optimal Power Control

To solve Problem (24) with given user association \mathbf{A} , we have the following lemma for the optimal power control.

Lemma 1: For the optimal solution to Problem (24) with given user association \mathbf{A} , constraints (24d) always hold with equality, i.e., the optimal power p_{ij}^* can be expressed by

$$p_{ij}^* = \frac{1}{\alpha} \left(2^{\frac{D_i f_{ij}}{B(T f_{ij} - F_i)}} - 1 \right) \theta_j^2 (H_j^2 + (X_j - x_i)^2 + (Y_j - y_i)^2), \quad (38)$$

where $\mathcal{N}_j = \{i \in \mathcal{N} | a_{ij} = 1\}$ denotes the set of users associated with UAV j .

Proof: See Appendix B. \square

Based on Lemma 1, the optimal power p_{ij}^* is a function of computation capacity \mathbf{F} , and 3D location \mathbf{Z} . In the following optimization problem, we substitute the optimal power p_{ij}^* given in (38) into Problem (24). As a result, Problem (24) with given user association can be effectively solved by optimizing computation capacity and 3D UAV location.

C. Optimal Computation Capacity Allocation

For Problem (24) with fixed user association \mathbf{A} and 3D location \mathbf{Z} , the computation capacity allocation problem can

be formulated as

$$\min_{\mathbf{F}} W_1 \sum_{j=1}^M \sum_{i \in \mathcal{N}_j} G_{ij} \left(2^{\frac{D_i f_{ij}}{B(T f_{ij} - F_i)}} - 1 \right) + W_1 \sum_{i \in \mathcal{N}_0} \kappa_i f_{i0}^{\nu_i} + W_2 \sum_{j=1}^M s_j \left(\sum_{i \in \mathcal{N}_j} f_{ij} \right)^{w_j} \quad (39a)$$

$$\text{s.t.} \quad \sum_{i \in \mathcal{N}_j} f_{ij} \leq \bar{f}_{j,\max}^{\text{uav}}, \quad \forall j \in \mathcal{M} \quad (39b)$$

$$f_{i0,\min} \leq f_{i0} \leq f_{i0,\max}, \quad \forall i \in \mathcal{N}_0 \quad (39c)$$

$$f_{ij} \geq f_{ij,\min}, \quad \forall j \in \mathcal{M}, i \in \mathcal{N}_j, \quad (39d)$$

where $G_{ij} = \frac{1}{\alpha} \theta_j^2 (H_j^2 + (X_j - x_i)^2 + (Y_j - y_i)^2)$, $\mathcal{N}_0 = \{i \in \mathcal{N} | a_{i0} = 1\}$ is the set of users that locally compute the tasks, $\bar{f}_{j,\max}^{\text{uav}}$ is defined in (33), $f_{i0,\min} = \frac{F_i}{T}$, $f_{i0,\max} = \min \left\{ \left(\frac{P_{i,\max}^{\text{ue}}}{\kappa_i} \right)^{\frac{1}{\nu_i}}, f_{i,\max}^{\text{ue}} \right\}$, and

$$f_{ij,\min} = \frac{F_i}{T - \frac{D_i}{\text{Blog}_2 \left(1 + \frac{P_{i,\max}^{\text{ue}}}{G_{ij}} \right)}}. \quad (40)$$

Problem (39) is a convex problem. To show this, we define function $g(x) = e^{\frac{1}{x}}$, $x > 0$, and we have

$$g''(x) = \frac{1}{x^4} (2x + 1) e^{\frac{1}{x}} > 0, \quad \forall x > 0, \quad (41)$$

which indicates that $g(x)$ is a convex function. Since $\frac{D_i f_{ij}}{B(T f_{ij} - F_i)} = \frac{D_i}{BT} + \frac{D_i F_i}{BT(T f_{ij} - F_i)}$ and both the second term and third term of objective function (39a) are convex, the objective function (39a) is convex. Due to the fact that the objective function (39a) is convex and all constraints are convex, Problem (39) is a convex problem.

Observing that the objective function (39a) monotonically increases with f_{i0} and constraints (39c) are box, the optimal f_{i0}^* to Problem (39) is $f_{i0}^* = f_{i0,\min}$, $\forall i \in \mathcal{N}_0$. To solve $\{f_{ij}\}_{j \in \mathcal{M}, i \in \mathcal{N}_j}$, Problem (39) can be decoupled into M subproblems since both the objective function and constraints can be decoupled. For the UAV j , the computation capacity allocation problem can be formulated as

$$\min_{\{f_{ij}\}_{i \in \mathcal{N}_j}} W_1 \sum_{i \in \mathcal{N}_j} G_{ij} \left(2^{\frac{D_i f_{ij}}{B(T f_{ij} - F_i)}} - 1 \right) + W_2 s_j \left(\sum_{i \in \mathcal{N}_j} f_{ij} \right)^{w_j} \quad (42a)$$

$$\text{s.t.} \quad \sum_{i \in \mathcal{N}_j} f_{ij} \leq \bar{f}_{j,\max}^{\text{uav}} \quad (42b)$$

$$f_{ij} \geq f_{ij,\min}, \quad i \in \mathcal{N}_j. \quad (42c)$$

Theorem 2: If $\sum_{i \in \mathcal{N}_j} h_{ij}^{-1} (-W_2 s_j w_j (f_{j,\max}^{\text{uav}})^{w_j - 1}) |_{f_{ij,\min}} > \bar{f}_{j,\max}^{\text{uav}}$, the optimal computation capacity allocation of Problem (42) is

$$f_{ij} = h_{ij}^{-1} (-W_2 s_j w_j (f_{j,\max}^{\text{uav}})^{w_j - 1} - \tau_j) |_{f_{ij,\min}}, \quad \forall i \in \mathcal{N}_j, \quad (43)$$

where $a|_b = \max\{a, b\}$, $h_{ij}^{-1}(f_{ij})$ is the inverse function of $h_{ij}(f_{ij})$,

$$h_{ij}(f_{ij}) = -\frac{(\ln 2)W_1 G_{ij} D_i F_i}{B(T f_{ij} - F_i)^2} 2^{\frac{D_i f_{ij}}{B(T f_{ij} - F_i)}}, \quad (44)$$

and τ_j is the solution of

$$\sum_{i \in \mathcal{N}_j} h_{ij}^{-1}(-W_2 s_j w_j (\bar{f}_{j,\max}^{\text{uav}})^{w_j-1} - \tau_j) \Big|_{f_{ij,\min}} = \bar{f}_{j,\max}^{\text{uav}}. \quad (45)$$

If $\sum_{i \in \mathcal{N}_j} h_{ij}^{-1}(-W_2 s_j w_j (f_{j,\max}^{\text{uav}})^{w_j-1}) \Big|_{f_{ij,\min}} \leq \bar{f}_{j,\max}^{\text{uav}}$, the optimal computation capacity allocation of Problem (42) is

$$f_{ij} = h_{ij}^{-1}(-W_2 s_j w_j \nu_j^{w_j-1}) \Big|_{f_{ij,\min}}, \quad \forall i \in \mathcal{N}_j, \quad (46)$$

where ν_j is the solution of

$$\sum_{i \in \mathcal{N}_j} h_{ij}^{-1}(-W_2 s_j w_j \nu_j^{w_j-1}) \Big|_{f_{ij,\min}} - \nu_j = 0. \quad (47)$$

Proof: See Appendix C. \square

Note that the left term of equation (45) (or (47)) is a monotonically decreasing function of τ_j (or ν_j) according to Appendix C, the unique solution to equation (45) (or (47)) can be effectively obtained via the bisection method.

D. Optimal Location Planning

It remains to investigate the location planning with fixed association and computation capacity allocation. With optimized (\mathbf{A}, \mathbf{F}) , Problem (24) is equivalent to

$$\min_{\mathbf{Z}} \sum_{j=1}^M \sum_{i \in \mathcal{N}_j} L_{ij} (H_j^2 + (X_j - x_i)^2 + (Y_j - y_i)^2) \theta_j^2 \quad (48a)$$

$$\text{s.t.} \quad \sqrt{(X_j - x_i)^2 + (Y_j - y_i)^2} \leq H_j \tan \theta_j, \quad \forall j \in \mathcal{M}, i \in \mathcal{N}_j \quad (48b)$$

$$H_j^{\min} \leq H \leq H_j^{\max}, \theta_j^{\min} \leq \theta_j \leq \theta_j^{\max}, \quad \forall j \in \mathcal{M}, \quad (48c)$$

where $L_{ij} = \frac{1}{\alpha} \left(2^{\frac{D_i f_{ij}}{B(T f_{ij} - F_i)}} - 1 \right)$. Due to decoupled objective function and constraints, Problem (48) can be decoupled into M subproblems. For UAV j , the location planning problem can be formulated as

$$\min_{X_j, Y_j, H_j, \theta_j} \sum_{i \in \mathcal{N}_j} L_{ij} (H_j^2 + (X_j - x_i)^2 + (Y_j - y_i)^2) \theta_j^2 \quad (49a)$$

$$\text{s.t.} \quad \sqrt{(X_j - x_i)^2 + (Y_j - y_i)^2} \leq H_j \tan \theta_j, \quad \forall i \in \mathcal{N}_j \quad (49b)$$

$$H_j^{\min} \leq H \leq H_j^{\max}, \theta_j^{\min} \leq \theta_j \leq \theta_j^{\max}. \quad (49c)$$

Before solving nonconvex Problem (49), we provide the following lemma.

Lemma 2: With fixed beamwidth θ_j , Problem (49) is a convex problem.

Proof: See Appendix D. \square

Given any θ_j , the 3D location Problem (49) is convex according to Lemma 2, which can be effectively solved via the popular interior point method [48]. To obtain the optimal value of θ_j , the one-dimensional search method is applied. The optimal location planning algorithm is given in Algorithm 2, where ξ is the stepsize of the one-dimensional search method.

Algorithm 2 Optimal Location Planning

- 1: **for** $\theta_j = \theta_j^{\min} : \xi : \theta_j^{\max}$ **do**
 - 2: Obtain the optimal (X_j, Y_j, H_j) of Problem (49) with given θ_j .
 - 3: **end for**
 - 4: Obtain the optimal θ_j with the minimal objective value (49a).
-

E. Iterative Algorithm and Analysis

Algorithm 3: Iterative Association, Computation and Location

- 1: Set the initial solution $(\mathbf{A}^{(0)}, \mathbf{F}^{(0)}, \mathbf{P}^{(0)}, \mathbf{Z}^{(0)})$, the tolerance ϵ , the iteration number $t = 0$, and the maximal iteration number T_{\max} .
- 2: Compute value $V_{\text{obj}}^{(0)} = U(\mathbf{A}^{(0)}, \mathbf{F}^{(0)}, \mathbf{P}^{(0)}, \mathbf{Z}^{(0)})$, where

$$U(\mathbf{A}, \mathbf{F}, \mathbf{P}, \mathbf{Z}) = W_1 \sum_{i=1}^N \sum_{j=1}^M a_{ij} p_{ij} + W_1 \sum_{i=1}^N a_{i0} \kappa_i f_{i0}^{\nu_i} + W_2 \sum_{j=1}^M \left(s_j \left(\sum_{i=1}^N a_{ij} f_{ij} \right)^{w_j} + Q_j \left\| \sum_{i=1}^N a_{ij} \right\|_0 \right).$$

- 3: **repeat**
 - 4: Set $t = t + 1$.
 - 5: With fixed $(\mathbf{F}^{(t-1)}, \mathbf{P}^{(t-1)}, \mathbf{Z}^{(t-1)})$, obtain the optimal $\mathbf{A}^{(t)}$ of Problem (24).
 - 6: With fixed $(\mathbf{A}^{(t)}, \mathbf{Z}^{(t-1)})$, obtain the optimal $\mathbf{F}^{(t)}$ of Problem (39).
 - 7: With fixed $(\mathbf{A}^{(t)}, \mathbf{F}^{(t)})$, obtain the optimal $\mathbf{Z}^{(t)}$ of Problem (48).
 - 8: With given $(\mathbf{A}^{(t)}, \mathbf{F}^{(t)}, \mathbf{Z}^{(t)})$, obtain the optimal $\mathbf{P}^{(t)}$ according to (38).
 - 9: Compute objective value $V_{\text{obj}}^{(t)} = U(\mathbf{A}^{(t)}, \mathbf{F}^{(t)}, \mathbf{P}^{(t)}, \mathbf{Z}^{(t)})$.
 - 10: **until** $\left| V_{\text{obj}}^{(t)} - V_{\text{obj}}^{(t-1)} \right| / V_{\text{obj}}^{(t-1)} < \epsilon$ or $t > T_{\max}$.
-

The iterative procedure for solving Problem (24) is given in Algorithm 3. The idea is iteratively optimizing user association, computation capacity and location, while the transmission power of UEs is uniquely determined by the user association, computation capacity and location.

Theorem 3: The iterative Algorithm 3 always converges.

Proof: See Appendix E. \square

The complexity of Algorithm 3 in each iteration lies in solving Problem (24) with fixed $(\mathbf{F}, \mathbf{P}, \mathbf{Z})$, Problem (39) and Problem (48).

To solve user association Problem (24) with fixed $(\mathbf{F}, \mathbf{P}, \mathbf{Z})$, the compressive sensing based Algorithm 1 is adopted. In

Algorithm 1, the complexity of optimizing user association \mathbf{A} and auxiliary vector \mathbf{f} is $\mathcal{O}(MN)$ according to (30)-(31), and the complexity of updating Lagrange multipliers $(\{\beta_i\}_{i \in \mathcal{N}}, \{\gamma_i\}_{i \in \mathcal{N}}, \{\lambda_j\}_{j \in \mathcal{M}}, \{\mu_j\}_{j \in \mathcal{M}})$ is also $\mathcal{O}(MN)$ according to (34)-(37). As a result, the total complexity of solving Problem (24) with fixed $(\mathbf{F}, \mathbf{P}, \mathbf{Z})$ is $\mathcal{O}(L_1 L_2 MN)$, where L_1 is the number of iterations for outer layer in Algorithm 1 and L_2 is the number of iterations via the dual method of solving Problem (29).

For Problem (39), it can be decoupled into M subproblems. To solve each subproblem (42), the complexity is $\mathcal{O}(N \log_2(1/\epsilon_1) \log_2(1/\epsilon_2))$, where $\mathcal{O}(1/\epsilon_1)$ is the complexity of obtaining the inverse function $h_{ij}^{-1}(\cdot)$, and $\mathcal{O}(1/\epsilon_2)$ is the complexity of solving (45) or (47) via the bisection method. Hence, the complexity of solving Problem (39) is $\mathcal{O}(MN \log_2(1/\epsilon_1) \log_2(1/\epsilon_2))$.

For Problem (48), it can also be decomposed into M subproblems. To solve subproblem (49), the optimal location planning Algorithm 2 is applied. Since Problem (49) with fixed θ_j is convex and the number of variables of this convex problem is three, the complexity of solving Problem (49) with fixed θ_j is small and can be neglected. As a result, the complexity of Algorithm 2 is $\mathcal{O}((\theta_j^{\max} - \theta_j^{\min})/\xi)$ and the complexity of solving Problem (48) is $\mathcal{O}(M(\theta_j^{\max} - \theta_j^{\min})/\xi)$.

The total complexity of Algorithm 3 is $\mathcal{O}(L_0 L_1 L_2 MN + L_0 M(\theta_j^{\max} - \theta_j^{\min})/\xi + L_0 MN \log_2(1/\epsilon_1) \log_2(1/\epsilon_2))$, where L_0 is the number of outer iterations of Algorithm 3.

F. Fuzzy C-Means Clustering Based Algorithm for Initial Solution

Since the feasible set of Problem (24) is nonconvex due to constraints (24c)-(24h), there is no standard method to even obtain an initial feasible solution of Problem (24). In the following, a fuzzy c-means (FCM) clustering based algorithm is proposed to obtain a feasible solution of Problem (24). From Problem (24), it is observed that the latency constraints (24d) are vital to be satisfied.

To meet the latency constraints (24d), all the UEs are classified into two classes: the latency constraints can be satisfied or not when the UE conducts the task itself. If UE i can conduct the task itself, i.e., $a_{i0} = 1$ and $a_{ij} = 0$ for all $j \in \mathcal{M}$, latency constraints (24d) reduce to

$$f_{i0} \geq \frac{F_i}{T}, \quad \forall i \in \mathcal{N}, \quad (50)$$

and maximal UE transmission power constraints (24g) become

$$\kappa_i f_{i0}^{\nu_i} \leq P_{i,\max}^{\text{ue}}, \quad \forall i \in \mathcal{N}. \quad (51)$$

Combining (50), (51) and (24j), we have

$$\frac{F_i}{T} \leq \min \left\{ \left(\frac{P_{i,\max}^{\text{ue}}}{\kappa_i} \right)^{\frac{1}{\nu_i}}, f_{i,\max}^{\text{ue}} \right\} \quad (52)$$

As a result, $\mathcal{S}_0 \triangleq \left\{ i \in \mathcal{N} \mid \frac{F_i}{T} \leq \min \left\{ \left(\frac{P_{i,\max}^{\text{ue}}}{\kappa_i} \right)^{\frac{1}{\nu_i}}, f_{i,\max}^{\text{ue}} \right\} \right\}$ is the set of UEs which can execute the tasks itself to meet the latency constraints.

We only need to meet the latency constraints of the set of UEs $\mathcal{S}_1 = \mathcal{N} \setminus \mathcal{S}_0$ with the help of UAVs. To effectively find a feasible solution, it is recommended to use all M UAVs. According to latency constraints (24d), low altitude H_j and beamwidth θ_j are preferred to establish high channel gains between UAVs and UEs. With this consideration, all UAVs are deployed with lowest altitude and beamwidth, i.e., $H_j = H_j^{\min}$ and $\theta_j = \theta_j^{\min}$ for all $j \in \mathcal{M}$.

Then, it remains to design the 2D locations $\{X_j, Y_j\}_{j \in \mathcal{M}}$ of all UAVs. From the channel gain equation (17), it is found that short distance between UAVs and UEs results in high channel gain and low transmission latency. This motivates us to formulate the FCM clustering problem, which is proposed to solve the joint user association and 2D location planning problem:

$$\min_{\bar{\mathbf{A}}, \bar{\mathbf{Z}}} \sum_{i \in \mathcal{S}_1} \sum_{j=1}^M a_{ij}^m ((X_j - x_i)^2 + (Y_j - y_i)^2 + (H_j^{\min})^2) \quad (53a)$$

$$\text{s.t.} \quad \sum_{j=1}^M a_{ij} = 1, \quad \forall i \in \mathcal{S}_1. \quad (53b)$$

$$a_{ij} \geq 0, \quad \forall i \in \mathcal{S}_1, j \in \mathcal{M}, \quad (53c)$$

where $\bar{\mathbf{A}} = \{a_{ij}\}_{i \in \mathcal{S}_1, j \in \mathcal{M}}$, $\bar{\mathbf{Z}} = \{X_j, Y_j\}_{j \in \mathcal{M}}$, and $m > 1$ is a weighting coefficient. Note that the objective function (53a) represents the sum squared distance between all UEs and associated UAVs, which can be regarded as sum transmission power of UEs according to (38) in Section III-B. The user association variable a_{ij} is temporally relaxed in Problem (53). Based on [50], an iterative algorithm is proposed to solve Problem (53) via optimizing $\bar{\mathbf{A}}$ with fixed $\bar{\mathbf{Z}}$ and updating $\bar{\mathbf{Z}}$ with given $\bar{\mathbf{A}}$. Specifically, given location $\bar{\mathbf{Z}}$, the optimal association is

$$a_{ij} = \frac{((X_j - x_i)^2 + (Y_j - y_i)^2 + (H_j^{\min})^2)^{-\frac{1}{m-1}}}{\sum_{l=1}^M ((X_l - x_i)^2 + (Y_l - y_i)^2 + (H_l^{\min})^2)^{-\frac{1}{m-1}}}, \quad (54)$$

for all $i \in \mathcal{S}_1, j \in \mathcal{M}$, which can be obtained by solving the KKT conditions of Problem (53) with fixed $\bar{\mathbf{Z}}$. With optimized $\bar{\mathbf{A}}$, the location is updated by

$$X_j = \frac{\sum_{i \in \mathcal{N}_1} a_{ij}^m x_i}{\sum_{i \in \mathcal{N}_1} a_{ij}^m}, Y_j = \frac{\sum_{i \in \mathcal{N}_1} a_{ij}^m y_i}{\sum_{i \in \mathcal{N}_1} a_{ij}^m}, \quad \forall j \in \mathcal{M}. \quad (55)$$

After obtaining the user association and UAV location by solving Problem (53), a feasible computation capacity allocation for Problem (42) is given by

$$f_{ij} = f_{ij,\min}, \quad \forall i \in \mathcal{N}_j. \quad (56)$$

and the feasibility condition of Problem (42) is

$$\sum_{i \in \mathcal{N}_j} f_{ij,\min} \leq \bar{f}_{ij,\max}^{\text{uav}}. \quad (57)$$

Then, the power control can be accordingly determined by Lemma 1 in Section III-B. As a result, the FCM clustering based algorithm for finding an initial solution is given in Algorithm 4. In Algorithm 4, n_j and \mathcal{N}_j respectively denote the number and set of UEs associated with UAV j , and

Algorithm 4: FCM Clustering Based Algorithm

- 1: Set the initial location $\bar{\mathbf{Z}}^{(0)}$, iteration number $t = 1$, $n_j = 0$, $\mathcal{N}_j = \emptyset$, $S_j = 0$, $\forall j \in \mathcal{M}$.
 - 2: **repeat**
 - 3: With fixed $\bar{\mathbf{Z}}^{(t-1)}$, obtain the optimal $\bar{\mathbf{A}}^{(t)}$ according to (54).
 - 4: With fixed $\bar{\mathbf{A}}^{(t)}$, obtain the optimal $\bar{\mathbf{Z}}^{(t)}$ according to (55).
 - 5: Set $t = t + 1$.
 - 6: **until** the objective function (53a) converges.
 - 7: **for** $i \in \mathcal{S}_1$ **do**
 - 8: Resort set \mathcal{M} in descending order according to the value of $a_{ij}^{(t)}$, and denote the resorted set by $\bar{\mathcal{M}}$.
 - 9: **for** $j \in \bar{\mathcal{M}}$ **do**
 - 10: Compute $f_{ij,\min}$ according to (40) and $\bar{f}_{j,\max}^{\text{uav}}$ according to (33).
 - 11: **if** $n_j \leq N_j$, $\sqrt{(X_j^{(t)} - x_i)^2 + (Y_j^{(t)} - y_i)^2} \leq H_j^{\min} \tan \theta_j^{\min}$ and $f_{ij,\min} + S_j \leq \bar{f}_{j,\max}^{\text{uav}}$ **then**
 - 12: $a_{ij} = 1$, $a_{il} = 0$, $\forall l \in \mathcal{M} \setminus \{j\}$, $n_j = n_j + 1$, $\mathcal{N}_j = \mathcal{N}_j \cup \{i\}$, $S_j = S_j + f_{ij,\min}$.
 - 13: Set the computation capacity as $f_{ij} = f_{ij,\min}$.
 - 14: Obtain the power p_{ij} according to (38).
 - 15: Jump to Step 7.
 - 16: **end if**
 - 17: **end for**
 - 18: **end for**
-

$S_j = \sum_{i \in \mathcal{N}_j} f_{ij,\min}$, which is used to determine whether the computation capacity of UAV j is enough to serve an additional UE. In Steps 7-15, we associate the UE with the UAV using the maximal value of a_{ij} obtained from solving Problem (53) if maximal UE number constraint and computation capacity constraint of this UAV can be satisfied.

IV. NUMERICAL RESULTS

In this section, numerical results are presented to evaluate the performance of the proposed Algorithm 3 and the benchmark schemes. We consider a UAV-enabled MEC network with $M = 10$ UAVs and $N = 100$ UEs. The bandwidth of the network is $B = 1$ MHz. For each UAV, we set the altitude and beamwidth intervals as $H_j^{\min} = 10$ m, $H_j^{\max} = 50$ m, $\theta_j^{\min} = \pi/6$, and $\theta_j^{\max} = \pi/3$ rad. The propulsion power and maximal battery power for each UAV are respectively set as $Q_j = 100$ W [20] and $P_{j,\max}^{\text{uav}} = 110$ W. For each UE, the maximal transmission power is $P_{i,\max}^{\text{ue}} = 17$ dBm, and the maximal computation capacity is $f_{i,\max}^{\text{ue}} = 10^8$ cycles/s. We set the channel power gain at the reference distance 1 m as $g_0 = 1.42 \times 10^{-4}$, and the noise power $\sigma^2 = -169$ dBm/Hz. For MEC parameters, we set $\mu_1 = \dots = \mu_N = w_1 = \dots = w_M = 3$, $\kappa_1 = \dots = \kappa_N = s_1 = \dots = s_M = 10^{-28}$ [41]. We assume equal MEC parameters for all UEs (i.e., $D_i = D$, $F_i = F$, $\forall i \in \mathcal{N}$), equal maximal number of associated UEs for all UAVs (i.e., $U_j = U$, $\forall j \in \mathcal{M}$), and equal maximal computation capacity for all UAVs (i.e., $\bar{f}_{j,\max}^{\text{uav}} = f_{\max}^{\text{uav}}$, $\forall j \in \mathcal{M}$). The constant positive coefficients for UE power and UAV power are set as $W_1 = 10$ and $W_2 = 1$. The

regularization factor in (26) and (27) is set as $\tau = 10^{-10}$ [47]. Unless specified otherwise, the system parameters are set as $D = 100$ Kbits, $F = 10^7$ CPU cycles, $T = 1000$ ms, $U = 30$ users, $m = 1.2$ in Problem (53), and $f_{\max}^{\text{uav}} = 10^9$ cycles/s.

We compare the proposed iterative association, computation and location Algorithm 3 (labelled as ‘IACL’) with the exhaustive search method to obtain a near globally optimal solution of Problem (24) (labelled as ‘EXH’), which refers to IACL algorithm with 1000 initial starting points, the successive convex approximation (SCA)-based algorithm with fixed altitude and height (labelled as ‘SCAFAH’) in [39], and the equal computation capacity allocation (ECC) algorithm with optimized user association, power control and location.

Fig. 2 illustrates the convergence behaviours for the proposed algorithm under different CPU cycles. It can be seen that the proposed algorithm converges rapidly, and only three iterations are sufficient to converge, which shows the effectiveness of the proposed algorithm. The initial solution is high (more than 1000 W), which is due to the fact that the initial solution utilizes all UAVs and the sum propulsion power is high. After three iterations, the sum power is greatly reduced (nearly 420 W). This is because the proposed algorithm can efficiently reduce the number of used UAVs and the sum power is thus reduced.

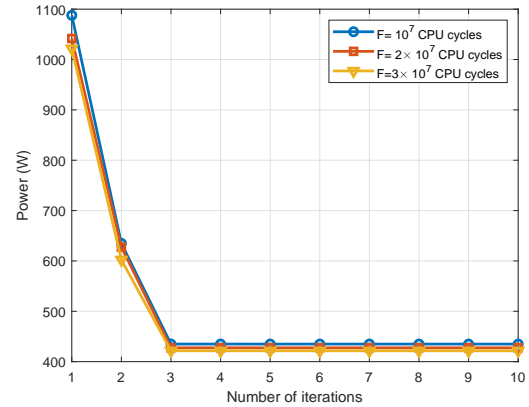


Fig. 2. Convergence behaviour of the proposed algorithm under different CPU cycles.

The sum power of the network versus the maximal latency is depicted in Fig. 3. From this figure, it is seen that the sum power decreases with the maximal latency. This is because large maximal latency allows the UEs and UAVs to transmit with low power. It is also found that the proposed IACL outperforms the conventional SCAFAH method, since the SCAFAH assumes fixed altitude and beamwidth, while IACL obtains the optimal altitude and beamwidth according to Algorithm 2 in Section III-D. The proposed IACL also yields better performance than the ECC algorithm with only equal computation capacity allocation, which shows the superiority of the optimization of computation capacity. Moreover, the EXH algorithm yields the best performance at the sacrifice of high computation complexity. The gap between the proposed IACL and EXH is small especially for long maximal latency,

which indicates that the proposed IACL approaches the near globally optimal solution.

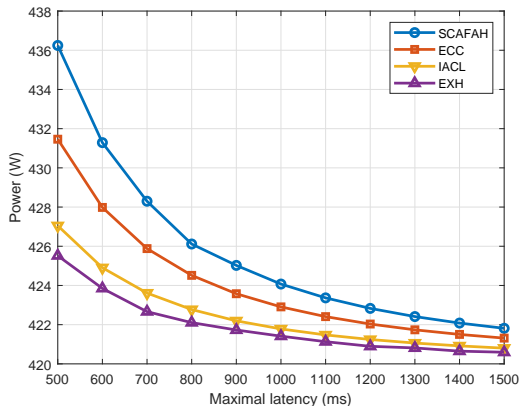


Fig. 3. Sum power of the network versus the maximal latency T .

In Fig. 4, we illustrate the sum power of the network versus the maximal computation capacity of the UAVs. It is observed that the sum power slightly decreases with the increase of the maximal computation capacity of the UAVs. This is because the propulsion power of all the UAVs is the dominant part and the transmission power of the UE is slightly reduced even for high computation capacity of the UAVs according to latency constraints (24d). It is shown that the use of powerful UAVs with high maximal computation capacity cannot significantly decrease the power consumption of the network. It is also found that the proposed IACL algorithm always outperforms the SCAFAH algorithm, especially for low maximal computation capacity.

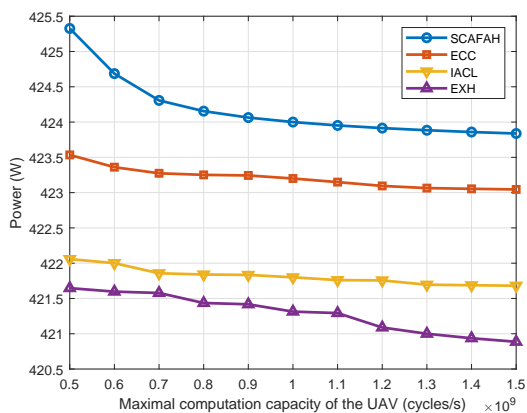


Fig. 4. Sum power of the network versus the maximal computation capacity of the UAVs f_{\max}^{UAV} .

The sum power of the network versus total number of the CPU cycles for the tasks that UEs have to execute is presented in Fig. 5. From this figure, we find that the sum power increases with total number of the CPU cycles. This is because large number of the CPU cycles requires the UAVs and UEs to allocate high computation capacity to meet the latency constraints, which leads to high power consumption according to (24a). It is also found that the proposed IACL algorithm shows better performance than the SCAFAH algorithm, especially for large CPU cycles.

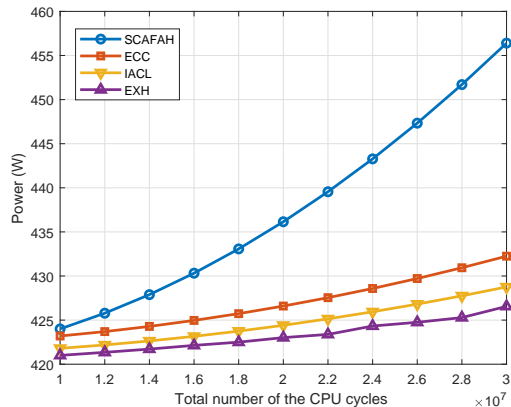


Fig. 5. Sum power of the network versus total number of the CPU cycles F .

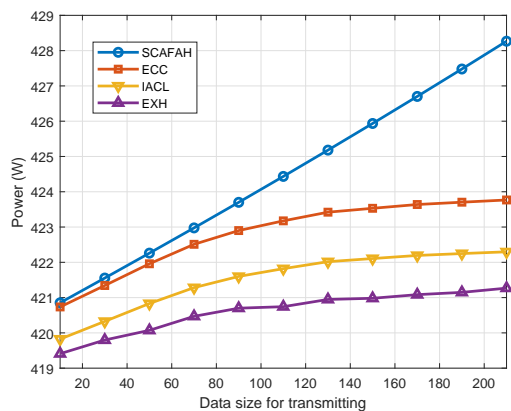


Fig. 6. Sum power of the network versus the data size D .

We show the sum power of the network versus the data size in Fig. 6. It is observed that the sum power of the network increases with the data size for all algorithms since more data needs to be computed and more transmission power of the UEs is used to satisfy the latency constraints. Besides, the grow speed of the sum power versus the data size of the proposed algorithms is slower than that of the SCAFAH algorithm. Since the proposed IACL algorithm can fully utilize the optimization of latitude and beamwidth, the increased power of UEs for high data rate by IACL is smaller than that by SCAFAH.

V. CONCLUSIONS

In this paper, we have presented the sum power minimization problem for a UAV-enabled MEC network. To solve this nonconvex sum power minimization problem, we here proposed an algorithm through solving three subproblems iteratively. For user association subproblem with ℓ_0 -norm, we solved it via the compressive sensing based algorithm. For computation capacity allocation subproblem, we decoupled the original problem into multiple problems at small sizes. The decoupled problems can be proved to be convex ones, and the closed-form solutions were accordingly obtained. For the location planning subproblem, the one-dimensional search method was applied to obtain the optimal 3D location. Numerical results showed that the proposed algorithm achieves better performance than conventional algorithm in terms of

sum power consumption, especially for low maximal latency, low maximal computation capacity, high CPU cycles for the tasks and high data rate. The optimization problem for UAV-enabled MEC network, where UAVs are served as UEs, is left for our future work.

APPENDIX A PROOF OF THEOREM 1

Denoting $\beta = \{\beta_i\}_{i \in \mathcal{N}} \geq \mathbf{0}$, $\gamma = \{\gamma_i\}_{i \in \mathcal{N}} \geq \mathbf{0}$, $\lambda = \{\lambda_j\}_{j \in \mathcal{M}} \geq \mathbf{0}$ and $\mu = \{\mu_j\}_{j \in \mathcal{M}}$ as the Lagrange multiplier vectors associated with constraints (29d)-(29g) respectively, we obtain the dual problem of Problem (29) as

$$\max_{\beta, \gamma, \lambda, \mu} D(\beta, \gamma, \lambda, \mu) = f_{\mathbf{A}}(\beta, \gamma, \lambda, \mu) + g_{\mathbf{f}}(\mu), \quad (\text{A.1})$$

where

$$f_{\mathbf{A}}(\beta, \gamma, \lambda, \mu) = \begin{cases} \min_{\mathbf{A}} & W_1 \sum_{i=1}^N \sum_{j \in \mathcal{M}_i} a_{ij} p_{ij} \\ & + W_1 \sum_{i=1}^N a_{i0} \kappa_i f_{i0}^{\nu_i} \\ & + W_2 \sum_{j=1}^M Q_j \left(\delta_j^{(n)} \sum_{i=1}^N a_{ij} + \rho_j^{(n)} \right) \\ & + \sum_{i=1}^N \beta_i \left(\sum_{j \in \mathcal{M}_i} a_{ij} C_{ij} + a_{i0} E_i - T \right) \\ & + \sum_{i=1}^N \gamma_i \left(\sum_{j \in \mathcal{M}_i} a_{ij} p_{ij} + a_{i0} \kappa_i f_{i0}^{\nu_i} \right. \\ & \quad \left. - P_{i, \max}^{\text{ue}} \right) + \sum_{j=1}^M \lambda_j \left(\sum_{i=1}^N a_{ij} - U_j \right) \\ & + \sum_{j=1}^M \mu_j \sum_{i=1}^N a_{ij} f_{ij} \\ \text{s.t.} & \sum_{j \in \mathcal{M}_i} a_{ij} = 1, \quad i \in \mathcal{N} \\ & 0 \leq a_{ij} \leq 1, \quad \forall i \in \mathcal{N}, j \in \mathcal{M}', \end{cases} \quad (\text{A.2})$$

and

$$g_{\mathbf{f}}(\mu) = \begin{cases} \min_{\mathbf{f}} & W_2 \sum_{j=1}^M s_j f_j^{w_j} - \sum_{j=1}^M \mu_j f_j \\ \text{s.t.} & s_j f_j^{w_j} \leq P_{j, \max}^{\text{uav}} - Q_j, \quad \forall j \in \mathcal{M} \\ & 0 \leq f_j \leq \bar{f}_{j, \max}^{\text{uav}}, \quad \forall j \in \mathcal{M}. \end{cases} \quad (\text{A.3})$$

To minimize the objective function in (A.2), which is a linear combination of a_{ij} , we should let the association coefficient corresponding to the UAV with the smallest h_{ij} be 1 for any i . Therefore, the solution is thus given as (30).

To solve convex Problem (A.3), we first define $\bar{f}_{j, \max}^{\text{uav}}$ in (33). Then, the feasible solution of Problem (A.3) can be simplified as

$$0 \leq f_j \leq \bar{f}_{j, \max}^{\text{uav}}, \quad \forall j \in \mathcal{M}. \quad (\text{A.4})$$

For convex Problem (A.3), we set the first derivative of objective function to zero, i.e.,

$$\begin{aligned} & \frac{\partial \left(W_2 \sum_{k=1}^M s_k f_k^{w_k} - \sum_{k=1}^M \mu_k f_k \right)}{\partial f_j} \\ & = W_2 w_j s_j f_j^{w_j-1} - \mu_j = 0, \end{aligned} \quad (\text{A.5})$$

which yields $f_j = \left(\frac{\mu_j}{W_2 w_j s_j} \right)^{\frac{1}{w_j-1}}$. Considering constraints (A.4), we can obtain the optimal solution to Problem (A.3) as (31).

APPENDIX B PROOF OF LEMMA 1

According to constraints (24d), we have

$$p_{ij} \geq \frac{1}{\alpha} \left(2^{\frac{D_i f_{ij}}{B(T f_{ij} - F_i)}} - 1 \right) \theta_j^2 (H_j^2 + (X_j - x_i)^2 + (Y_j - y_i)^2). \quad (\text{B.1})$$

Since the objective function (24a) increases with p_{ij} , the optimal p_{ij}^* can be given by (38) with any given (\mathbf{F}, \mathbf{Z}) . As a result, the optimal p_{ij}^* to Problem (24) with given \mathbf{A} is (38).

APPENDIX C PROOF OF THEOREM 2

Denoting τ_j as the Lagrange multiplier associated with constraint (42b), the Lagrangian function of Problem (42) is

$$\begin{aligned} \mathcal{L} = & W_1 \sum_{i \in \mathcal{N}_j} G_{ij} \left(2^{\frac{D_i f_{ij}}{B(T f_{ij} - F_i)}} - 1 \right) + W_2 s_j \left(\sum_{i \in \mathcal{N}_j} f_{ij} \right)^{w_j} \\ & + \tau_j \left(\sum_{i \in \mathcal{N}_j} f_{ij} - \bar{f}_{j, \max}^{\text{uav}} \right). \end{aligned} \quad (\text{C.1})$$

The Karush-Kuhn-Tucker (KKT) conditions of Problem (42) are:

$$\frac{\partial \mathcal{L}}{\partial f_{ij}} = h_{ij}(f_{ij}) + W_2 s_j w_j \left(\sum_{l \in \mathcal{N}_j} f_{lj} \right)^{w_j-1} + \tau_j, \quad i \in \mathcal{N}_j \quad (\text{C.2a})$$

$$\tau_j \left(\sum_{i \in \mathcal{N}_j} f_{ij} - \bar{f}_{j, \max}^{\text{uav}} \right) = 0 \quad (\text{C.2b})$$

$$\sum_{i \in \mathcal{N}_j} f_{ij} \leq \bar{f}_{j, \max}^{\text{uav}} \quad (\text{C.2c})$$

$$\tau_j \geq 0, f_{ij} \geq f_{ij, \min}, \quad i \in \mathcal{N}_j, \quad (\text{C.2d})$$

where $h_{ij}(f_{ij})$ is defined in (44). To solve KKT conditions (C.2), we consider the following two cases of τ_j .

1) If $\tau_j > 0$, we can obtain

$$\sum_{i \in \mathcal{N}_j} f_{ij} = \bar{f}_{j, \max}^{\text{uav}} \quad (\text{C.3})$$

according to (C.2b). From (41), function $h_{ij}(f_{ij})$ is a monotonically increasing function. As a result, substituting (C.3) into (C.2a) and setting $\frac{\partial \mathcal{L}}{\partial f_{ij}} = 0$ yield

$$f_{ij} = h_{ij}^{-1} \left(-W_2 s_j w_j (\bar{f}_{j, \max}^{\text{uav}})^{w_j-1} - \tau_j \right), \quad \forall i \in \mathcal{N}_j. \quad (\text{C.4})$$

Considering constraints (C.2d), we further have (43). Combining (C.3) and (43), we have (45). Since function $h_{ij}(f_{ij})$ is a monotonically increasing function of f_{ij} from (41), its inverse function $h_{ij}^{-1}(f_{ij})$ is also a monotonically increasing function, which shows that the left term of function (45) is a monotonically decreasing function. Hence, a unique τ_j can be obtained via the bisection method.

Having obtained the optimal τ_j from (45), the optimal f_{ij} can be presented in (43). Note that the solution τ_j to (45)

should be positive in this case. To ensure that equation (45) has one positive solution, we must have

$$\sum_{i \in \mathcal{N}_j} h_{ij}^{-1} (-W_2 s_j w_j (\bar{f}_{j,\max}^{\text{uav}})^{w_j-1}) |_{f_{ij,\min}} > \bar{f}_{j,\max}^{\text{uav}}, \quad (\text{C.5})$$

owing to the fact that $h_{ij}^{-1}(f_{ij})$ is a monotonically increasing function.

2) If $\tau_j = 0$, we denote

$$\sum_{i \in \mathcal{N}_j} f_{ij} = \nu_j. \quad (\text{C.6})$$

Substituting (C.6) into (C.2a) and setting $\frac{\partial \mathcal{L}}{\partial f_{ij}} = 0$ yield (46). According to (C.6) and (46), we have (47). Since the left term of equation (47) is a monotonically decreasing function w.r.t. ν_j , the solution ν_j to (47) can be uniquely obtained via the bisection method. Based on (C.2c) and (C.6), we have $\nu_j \leq \bar{f}_{j,\max}^{\text{uav}}$, which shows that

$$\sum_{i \in \mathcal{N}_j} h_{ij}^{-1} (-W_2 s_j w_j (\bar{f}_{j,\max}^{\text{uav}})^{w_j-1}) |_{f_{ij,\min}} - \bar{f}_{j,\max}^{\text{uav}} \leq 0. \quad (\text{C.7})$$

APPENDIX D PROOF OF LEMMA 2

Define function $\zeta(X_j, Y_j) = \sqrt{(X_j - x_i)^2 + (Y_j - y_i)^2}$, and we have

$$\begin{aligned} & \nabla^2 \zeta(X_j, Y_j) \\ &= \begin{pmatrix} \frac{\partial^2 \zeta(X_j, Y_j)}{\partial X_j^2} & \frac{\partial^2 \zeta(X_j, Y_j)}{\partial X_j \partial Y_j} \\ \frac{\partial^2 \zeta(X_j, Y_j)}{\partial X_j \partial Y_j} & \frac{\partial^2 \zeta(X_j, Y_j)}{\partial Y_j^2} \end{pmatrix} \\ &= \frac{1}{((X_j - x_i)^2 + (Y_j - y_i)^2)^{\frac{3}{2}}} \\ & \quad \times \begin{pmatrix} (X_j - x_i)^2 & -(X_j - x_i)(Y_j - y_i) \\ -(X_j - x_i)(Y_j - y_i) & (Y_j - y_i)^2 \end{pmatrix} \\ &= \frac{1}{((X_j - x_i)^2 + (Y_j - y_i)^2)^{\frac{3}{2}}} \\ & \quad \times (X_j - x_i, -Y_j + y_i)^T (X_j - x_i, -Y_j + y_i) \\ &\succeq \mathbf{0}, \end{aligned}$$

which means that function $\zeta(X_j, Y_j)$ is convex and constraints (49b) are convex. Since the objective function and all constraints are convex, Problem (49) is a convex problem with fixed θ_j .

APPENDIX E PROOF OF THEOREM 3

The proof is established by showing that the sum power (24a) is nonincreasing when sequence $(\mathbf{A}, \mathbf{F}, \mathbf{P}, \mathbf{Z})$ is updated. According to Algorithm 3, we have

$$\begin{aligned} V_{\text{obj}}^{(t-1)} &= U(\mathbf{A}^{(t-1)}, \mathbf{F}^{(t-1)}, \mathbf{P}^{(t-1)}, \mathbf{Z}^{(t-1)}) \\ &\stackrel{(a)}{\geq} U(\mathbf{A}^{(t)}, \mathbf{F}^{(t-1)}, \mathbf{P}^{(t-1)}, \mathbf{Z}^{(t-1)}) \\ &\stackrel{(b)}{\geq} U(\mathbf{A}^{(t)}, \mathbf{F}^{(t)}, \mathbf{P}^*(\mathbf{F}^{(t)}), \mathbf{Z}^{(t-1)}, \mathbf{Z}^{(t-1)}) \\ &\stackrel{(c)}{\geq} U(\mathbf{A}^{(t)}, \mathbf{F}^{(t)}, \mathbf{P}^*(\mathbf{F}^{(t)}), \mathbf{Z}^{(t)}, \mathbf{Z}^{(t)}) \\ &= U(\mathbf{A}^{(t)}, \mathbf{F}^{(t)}, \mathbf{P}^{(t)}, \mathbf{Z}^{(t)}) = V_{\text{obj}}^{(t)}, \quad (\text{E.1}) \end{aligned}$$

where $\mathbf{P}^*(\mathbf{F}, \mathbf{Z})$ denotes the optimal power function of computation capacity and 3D location as stated in (38). Inequality (a) follows from that $\mathbf{A}^{(t)}$ is one suboptimal user association of Problem (24) with fixed computation capacity $\mathbf{F}^{(t-1)}$, power $\mathbf{P}^{(t-1)}$ and location $\mathbf{Z}^{(t-1)}$. Inequality (b) is due to the fact that $\mathbf{F}^{(t)}$ is the optimal computation capacity of Problem (24) with fixed user association $\mathbf{A}^{(t)}$ and location $\mathbf{Z}^{(t-1)}$. Inequality (c) follows from that $\mathbf{Z}^{(t)}$ is the optimal location of Problem (24) with fixed user association $\mathbf{A}^{(t)}$ and computation capacity $\mathbf{F}^{(t)}$. Thus, the sum power is nonincreasing after the update of user association, computation capacity, location and power control.

Furthermore, the sum power (24a) is always positive. Since the sum power (24a) is nonincreasing in each iteration according to (E.1) and the sum power (24a) is finitely lower-bounded by zero, Algorithm 3 must converge.

REFERENCES

- [1] Y. Zeng, R. Zhang, and T. J. Lim, "Wireless communications with unmanned aerial vehicles: Opportunities and challenges," *IEEE Commun. Mag.*, vol. 54, no. 5, pp. 36–42, May 2016.
- [2] R. Amorim, H. Nguyen, P. Mogensen, I. Z. Kovács, J. Wigard, and T. B. Sørensen, "Radio channel modeling for UAV communication over cellular networks," *IEEE Wireless Commun. Lett.*, vol. 6, no. 4, pp. 514–517, Aug. 2017.
- [3] A. Al-Hourani and K. Gomez, "Modeling cellular-to-UAV path-loss for suburban environments," *IEEE Wireless Commun. Lett.*, vol. 7, no. 1, pp. 82–85, Feb. 2018.
- [4] Q. Wu, Y. Zeng, and R. Zhang, "Joint trajectory and communication design for multi-UAV enabled wireless networks," *IEEE Trans. Wireless Commun.*, vol. 17, no. 3, pp. 2109–2121, Mar. 2018.
- [5] X. Wang, K. Wang, S. Wu, D. Sheng, H. Jin, K. Yang, and S. Ou, "Dynamic resource scheduling in mobile edge cloud with cloud radio access network," *IEEE Trans. Parallel Distributed Syst.*, vol. 29, no. 11, pp. 2429–2445, Nov. 2018.
- [6] P. Zhan, K. Yu, and A. L. Swindlehurst, "Wireless relay communications with unmanned aerial vehicles: Performance and optimization," *IEEE Trans. Aerosp. Electron. Syst.*, vol. 47, no. 3, pp. 2068–2085, July 2011.
- [7] L. Kong, L. Ye, F. Wu, M. Tao, G. Chen, and A. V. Vasilakos, "Autonomous relay for millimeter-wave wireless communications," *IEEE J. Sel. Areas Commun.*, vol. 35, no. 9, pp. 2127–2136, Sep. 2017.
- [8] R. Fan, J. Cui, S. Jin, K. Yang, and J. An, "Optimal node placement and resource allocation for UAV relaying network," *IEEE Commun. Lett.*, vol. 22, no. 4, pp. 808–811, Apr. 2018.
- [9] C. Zhan, Y. Zeng, and R. Zhang, "Energy-efficient data collection in UAV enabled wireless sensor network," *IEEE Wireless Commun. Lett.*, vol. 7, no. 3, pp. 328–331, June 2018.
- [10] J. Gong, T. H. Chang, C. Shen, and X. Chen, "Aviation time minimization of UAV for data collection from energy constrained sensor networks," in *Proc. IEEE Wireless Commun. Netw. Conf.*, Barcelona, Spain, Apr. 2018, pp. 1–6.
- [11] J. Gu, T. Su, Q. Wang, X. Du, and M. Guizani, "Multiple moving targets surveillance based on a cooperative network for multi-UAV," *IEEE Commun. Mag.*, vol. 56, no. 4, pp. 82–89, Apr. 2018.
- [12] J. Lyu, Y. Zeng, and R. Zhang, "UAV-aided offloading for cellular hotspot," *IEEE Trans. Wireless Commun.*, vol. 17, no. 6, pp. 3988–4001, June 2018.
- [13] M. Mozaffari, W. Saad, M. Bennis, and M. Debbah, "Unmanned aerial vehicle with underlaid device-to-device communications: Performance and tradeoffs," *IEEE Trans. Wireless Commun.*, vol. 15, no. 6, pp. 3949–3963, Jun. 2016.
- [14] J. Xu, Y. Zeng, and R. Zhang, "UAV-enabled wireless power transfer: Trajectory design and energy optimization," *IEEE Trans. Wireless Commun.*, vol. 17, no. 8, pp. 5092–5106, Aug. 2018.
- [15] N. Zhao, F. Cheng, F. R. Yu, J. Tang, Y. Chen, G. Gui, and H. Sari, "Caching UAV assisted secure transmission in hyper-dense networks based on interference alignment," *IEEE Trans. Commun.*, vol. 66, no. 5, pp. 2281–2294, May 2018.
- [16] A. Al-Hourani, S. Kandeepan, and S. Lardner, "Optimal LAP altitude for maximum coverage," *IEEE Wireless Commun. Lett.*, vol. 3, no. 6, pp. 569–572, Dec. 2014.

- [17] M. Alzenad, A. El-Keyi, F. Lagum, and H. Yanikomeroglu, "3-D placement of an unmanned aerial vehicle base station (UAV-BS) for energy-efficient maximal coverage," *IEEE Wireless Commun. Lett.*, vol. 6, no. 4, pp. 434–437, Aug. 2017.
- [18] M. Alzenad, A. El-Keyi, and H. Yanikomeroglu, "3-D placement of an unmanned aerial vehicle base station for maximum coverage of users with different QoS requirements," *IEEE Wireless Commun. Lett.*, vol. 7, no. 1, pp. 38–41, Feb. 2018.
- [19] J. Lyu, Y. Zeng, R. Zhang, and T. J. Lim, "Placement optimization of UAV-mounted mobile base stations," *IEEE Commun. Lett.*, vol. 21, no. 3, pp. 604–607, Mar. 2017.
- [20] Y. Zeng and R. Zhang, "Energy-efficient UAV communication with trajectory optimization," *IEEE Trans. Wireless Commun.*, vol. 16, no. 6, pp. 3747–3760, Jun. 2017.
- [21] O. Eshrafilian and D. Gesbert, "3D city map reconstruction from UAV-based radio measurements," in *Proc. IEEE Global Commun. Conf.*, Singapore, Dec. 2017, pp. 1–6.
- [22] M. Chen, M. Mozaffari, W. Saad, C. Yin, M. Debbah, and C. S. Hong, "Caching in the sky: Proactive deployment of cache-enabled unmanned aerial vehicles for optimized quality-of-experience," *IEEE J. Sel. Areas Commun.*, vol. 35, no. 5, pp. 1046–1061, May 2017.
- [23] H. He, S. Zhang, Y. Zeng, and R. Zhang, "Joint altitude and beamwidth optimization for UAV-enabled multiuser communications," *IEEE Commun. Lett.*, vol. 22, no. 2, pp. 344–347, Feb. 2018.
- [24] Z. Yang, C. Pan, M. Shikh-Bahaei, W. Xu, M. Chen, M. ElKashlan, and A. Nallanathan, "Joint altitude, beamwidth, location and bandwidth optimization for UAV-enabled communications," *IEEE Commun. Lett.*, vol. 22, no. 8, pp. 1716–1719, Aug. 2018.
- [25] M. Mozaffari, A. Taleb Zadeh Kasgari, W. Saad, M. Bennis, and M. Debbah, "Beyond 5G with UAVs: Foundations of a 3D wireless cellular network," *IEEE Trans. Wireless Commun.*, vol. 18, no. 1, pp. 357–372, Jan. 2019.
- [26] A. T. Z. Kasgari and W. Saad, "Stochastic optimization and control framework for 5G network slicing with effective isolation," in *Proc. IEEE Annual Conf. Inform. Sciences Syst.*, Mar. 2018, pp. 1–6.
- [27] Y. Mao, C. You, J. Zhang, K. Huang, and K. B. Letaief, "A survey on mobile edge computing: The communication perspective," *IEEE Commun. Surveys Tuts.*, vol. 19, no. 4, pp. 2322–2358, Fourth Quarter 2017.
- [28] A. Al-Shuwaili and O. Simeone, "Energy-efficient resource allocation for mobile edge computing-based augmented reality applications," *IEEE Wireless Commun. Lett.*, vol. 6, no. 3, pp. 398–401, June 2017.
- [29] H. Q. Le, H. Al-Shatri, and A. Klein, "Efficient resource allocation in mobile-edge computation offloading: Completion time minimization," in *Proc. IEEE Int. Symp. Information Theory*, Aachen, Germany, June 2017, pp. 2513–2517.
- [30] S. Mao, S. Leng, K. Yang, X. Huang, and Q. Zhao, "Fair energy-efficient scheduling in wireless powered full-duplex mobile-edge computing systems," in *Proc. IEEE Global Commun. Conf.*, Singapore, Dec 2017, pp. 1–6.
- [31] C. You, K. Huang, H. Chae, and B. H. Kim, "Energy-efficient resource allocation for mobile-edge computation offloading," *IEEE Trans. Wireless Commun.*, vol. 16, no. 3, pp. 1397–1411, Mar. 2017.
- [32] C. Wang, C. Liang, F. R. Yu, Q. Chen, and L. Tang, "Computation offloading and resource allocation in wireless cellular networks with mobile edge computing," *IEEE Trans. Wireless Commun.*, vol. 16, no. 8, pp. 4924–4938, Aug. 2017.
- [33] J. Du, L. Zhao, J. Feng, and X. Chu, "Computation offloading and resource allocation in mixed fog/cloud computing systems with min-max fairness guarantee," *IEEE Trans. Commun.*, vol. 66, no. 4, pp. 1594–1608, Apr. 2018.
- [34] L. Liu, Z. Chang, X. Guo, S. Mao, and T. Ristaniemi, "Multiobjective optimization for computation offloading in fog computing," *IEEE Internet Things J.*, vol. 5, no. 1, pp. 283–294, Feb. 2018.
- [35] W. Zhang, Y. Wen, K. Guan, D. Kilper, H. Luo, and D. O. Wu, "Energy-optimal mobile cloud computing under stochastic wireless channel," *IEEE Trans. Wireless Commun.*, vol. 12, no. 9, pp. 4569–4581, Sep. 2013.
- [36] S. Bi and Y. J. Zhang, "Computation rate maximization for wireless powered mobile-edge computing with binary computation offloading," *IEEE Trans. Wireless Commun.*, vol. 17, no. 6, pp. 4177–4190, June 2018.
- [37] N. H. Motlagh, M. Bagaa, and T. Taleb, "UAV-based IoT platform: A crowd surveillance use case," *IEEE Commun. Mag.*, vol. 55, no. 2, pp. 128–134, Feb. 2017.
- [38] S. Garg, A. Singh, S. Batra, N. Kumar, and L. T. Yang, "UAV-empowered edge computing environment for cyber-threat detection in smart vehicles," *IEEE Netw.*, vol. 32, no. 3, pp. 42–51, May 2018.
- [39] S. Jeong, O. Simeone, and J. Kang, "Mobile edge computing via a UAV-mounted cloudlet: Optimization of bit allocation and path planning," *IEEE Trans. Veh. Technol.*, vol. 67, no. 3, pp. 2049–2063, Mar. 2018.
- [40] —, "Mobile cloud computing with a UAV-mounted cloudlet: Optimal bit allocation for communication and computation," *IET Commun.*, vol. 11, no. 7, pp. 969–974, 2017.
- [41] F. Zhou, Y. Wu, R. Q. Hu, and Y. Qian, "Computation rate maximization in UAV-enabled wireless-powered mobile-edge computing systems," *IEEE J. Sel. Areas Commun.*, vol. 36, no. 9, pp. 1927–1941, Sep. 2018.
- [42] K. Wang, K. Yang, and C. Magurawalage, "Joint energy minimization and resource allocation in C-RAN with mobile cloud," *IEEE Trans. Cloud Computing*, vol. 6, no. 3, pp. 760–770, July 2018.
- [43] L. Yang, J. Cao, S. Tang, T. Li, and A. Chan, "A framework for partitioning and execution of data stream applications in mobile cloud computing," in *2012 IEEE 5th International Conference on Cloud Computing (CLOUD)*, June 2012, pp. 794–802.
- [44] C. You and K. Huang, "Multiuser resource allocation for mobile-edge computation offloading," in *Proc. IEEE Global Commun. Conf.*, Washington, DC, USA, Dec. 2016, pp. 1–6.
- [45] J. Kwak, Y. Kim, J. Lee, and S. Chong, "Dream: Dynamic resource and task allocation for energy minimization in mobile cloud systems," *IEEE J. Sel. Areas Commun.*, vol. 33, no. 12, pp. 2510–2523, Dec. 2015.
- [46] A. B. Constantine et al., *Antenna Theory: Analysis and Design*. 4th ed. New York: Wiley, 2016.
- [47] B. Dai and W. Yu, "Energy efficiency of downlink transmission strategies for cloud radio access networks," *IEEE J. Sel. Areas Commun.*, vol. 34, no. 4, pp. 1037–1050, Apr. 2016.
- [48] S. Boyd and L. Vandenberghe, *Convex Optimization*. Cambridge University Press, 2004.
- [49] D. P. Bertsekas, *Convex Optimization Theory*. Athena Scientific Belmont, 2009.
- [50] J. C. Bezdek, R. Ehrlich, and W. Full, "Fcm: The fuzzy c-means clustering algorithm," *Computers & Geosciences*, vol. 10, no. 2-3, pp. 191–203, 1984.