



Energy Harvesting from Sediment Microbial Fuel Cell Using Different Electrodes

Jeetendra Prasad* and Ramesh Kumar Tripathi

Department of Electrical Engineering, MNNIT Allahabad, Uttar Pradesh 211004, India

Abstract : The consumption rate of energy around the world is rising on each successive day. In this result, Non-renewable sources of energy are ended at a fast rate. Sediment Microbial fuel cell (SMFC) aimed to deliver opportunities to generate pollution-free, cost-effective sustainable energy from sediment. The potential generated by the SMFC, microbes existing in the sediment. In this research, test the different electrode material in SMFC and here find the zinc and copper is the best material for SMFC which generate the maximum voltage across the electrode. Here maximum generated voltage and current of SMFC for steady state operating condition, with a copper anode and zinc cathode were 1.160V and 0.301mA and maximum power was 3.491mW. SMFC is gifted for long-term operation, sustainable low-cost green electricity harvest and stable power generation. SMFC can be used as a renewable power source as a remote environmental monitoring.

Keywords : Sediment microbial fuel cell, Energy harvesting, Voltage, Copper, Zinc, Graphite.

Introduction:-

Sediment Microbial fuel cell is the eco-friendly type of renewable sources of energy and capacity to rectify the disadvantages involve with the generation and utilization of the fossil fuels. At present-day many researchers are working on different renewable energy sources likes' thermoelectric energy, solar cells, piezoelectric, geothermal and wind. All these sources can't be used anywhere that doesn't have suitable geological types. SMFC is a new innovation that is suitable for the entire geographical situation. SMFC convert biochemical energy into electricity without creates any type of pollution in environment¹. In recent years, the advance of the microbial fuel cell (MFC) in bio-electrochemical study deals a new kind of innovation that converts biochemical energy into electricity using microbes present in substance². Some of the researchers have used the SMFC for powering temperature sensor, remote sensors and electrical equipment for environmental observing^{3,4}. The electrolyte in SMFC was used the soil of ponds, canals, and sea under water and generate power for a long time without any maintenance⁵. There several advantages of using SMFCs, it is not generating toxic wastes, any preservation required, and long-term energy harvesting as well as wastewater treatment. Whereas commercial batteries generally are not working for a long time and replacement are required^{3,4,5,7}.

Jeetendra Prasad et al/International Journal of ChemTech Research, 2018,11(07): 219-225.

DOI= <http://dx.doi.org/10.20902/IJCTR.2018.110726>

The organic compounds in the sediment have several types of electro-genic bacteria across the anode surface. Electro-genic bacteria like *Geobacter sulfurreducens*^{8,9}, *Rhodospirillum rubrum*¹⁰, *Shewanella putrefaciens*¹¹, *Clostridium* spp. and *Bradyrhizobium* spp.¹², which oxidized organic substance and produce electrons and protons¹⁴. SMFC has two chambers, anode chamber, and the cathode chamber, anode are placed in electrolyte present in anode chamber while the cathode suspended in water present in the cathode chamber. A copper wire was connected across the anode and cathode by which electrons travel from anode chamber to cathode chamber and recognized by an electron acceptor in the cathode chamber, where they reduce oxygen¹⁵. Open circuit voltage analysis of the redox process between anode and cathode was 0.7V to 0.8V¹⁶. Figure 1 show schematic detail of sediment microbial fuel cell. The most important components in the microbial fuel cell are the anode and cathode which affect internal resistance, microbial connection, electron transference and amount of electrode surface reactions¹⁷. Different electrode materials have different physical and chemical properties so these effects vary with electrode materials used. The aim of this research works to generate maximum voltage by SMFC using different electrode material. In this paper, observed copper anode and zinc cathode generate a higher voltage in compare to graphite rod anode and zinc cathode electrodes.

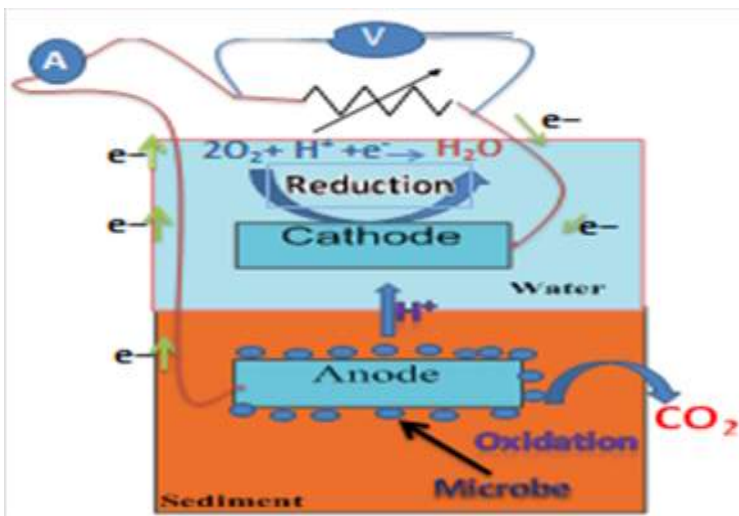


Figure 1:- Schematic details of sediment microbial fuel cell.

2:- Materials and methods

2.1:- Raw Materials

SMFC was developed by collecting electrolyte material as sediment from Ganga river of Phaphamau, Allahabad, U.P, India. SMFC was reserved at room temperature 28⁰C for the whole experiment. This experiment was performed in the electrical laboratory at Department of Electrical Engineering, MNNIT Allahabad, UP, India for 30 days.

2.2:- Sediment microbial fuel cells assembly

SMFCs were constructed in two cylindrical plastic bottles (1000mL) for this experiment and sediment used as electrolyte both SMFCs. Zinc cathode and the copper anode were used for sediment microbial fuel cell (SMFC1) and Zinc cathode, graphite rod anode was used for sediment microbial fuel cell (SMFC2). Figure 2 shows the photo of SMFC1 and SMFC2 which are used in the laboratory for this experiment. Copper (7.5cm height, 2.5cm width and 2mm thickness) as anode and Zinc plate (7.5cm × 2.5cm × 2mm, height, width and thickness) as cathode were used in SMFC1 shown in figure 3. Zinc plate (7.5cm × 2.5cm × 2mm, height, width and thickness) as cathode and graphite rod (10cm height and 350mm thickness) as anode were used in SMFC2 shown in figure 4. Sediment was placed in half of the cylindrical plastic bottle and the other half occupied with water in both the SMFCs. About 600gram of the electrolyte was used and sealed with a plastic cap to simulate an anaerobic condition in both SMFCs. Zinc cathode was held in the water and the copper anode was employed into the soil of SMFC1. Graphite rod anode was employed into sediment and zinc cathode was held in the water column of SMFC2. Anode and cathode were attached by a copper wire (1.5mm²) with an external load. Neither

the anode nor cathode material participates in electrochemical reactions. As a result; neither the anode nor cathode material was consumed in SMFCs operation. So anode and cathode material sustained for a long time in the substrate.




Figure 2:- Experimental setup of SMFC1 and SMFC2.




Figure 3:-Copper anode and zinc cathode used in SMFC1.




Figure 4:-Graphite rod anode and zinc cathode used in SMFC2.

2.3:- Electrical measurement and analysis

Digital multi-meters (Agilent U1232A) are connected for measurement the voltage and current at a specific time. The power output was calculated by measuring voltage and current the across load resistor. Experimentally, in the direction of finding the polarization curve by manipulating the load resistance was changed from 47Ω , to 147Ω , to 214Ω , to 327Ω , to 475Ω , to 687Ω , to 735Ω , to 835Ω and 987Ω manually. The digital multi-meters were connected to SMFC through anode and cathode shown in Figure 1.

The voltage (V_o) and current (I_o) of the SMFCs recorded voltage every 60 sec by varying external resistance (R_o). Where, voltage (V_o) measured in V and current (I_o) in mA.

Power (P_{ou}) was calculated¹⁸ by $P_{ou} = I_o \times V_o$, Where P_{ou} measured in mW. The current density was deliberate as $I_{de} = I_o/A$, where A signifies anode projected surface area in cm^2 and current density I_{de} in $mA.m^{-2}$. Power density P_{de} is the division of power and projected surface area of anode and P_{de} was measured in $mW.m^{-2}$. In this experiment projected anode surface area was $0.339m^2$ which used to estimate current density and power density for both SMFCs.

3:- Experimental results and discussion

3.1:- SMFC Start- up and Operation

Copper and graphite were used as anodes with only zinc as cathode material in the SMFCs. Choice of Electrode material is so important that figure out the performance of SMFC as various material generated different electrical energy and potential. A multitude of organics are present in sediment electrolyte which is responsible for power generation and the voltage was observed in this experiment for 30 days both SMFCs shown in Figure 5. In the 30 days observation, we find that maximum energy harvested from using zinc cathode and copper anode in the compare to zinc cathode and the graphite anode. Voltage is continuously increased for first some days due to chemical reaction inspirer to the microbial growth taking effect in the electron and proton production and after some days a steady state voltage was obtained. This behavior of SMFCs was altered from other commercial cells. At beginning day, open circuit voltage of SMFC1 and SMFC2 was measured as 0.644V and 0.634V respectively. Power generation of both SMFCs continuously increase and next some days a steady state voltage 1.160V and 0.931V was found SMFC1 and SMFC2 respectively. Both SMFCs were generate different power due to having different electrode properties. Copper has standard electrode potential (E_o) value which is higher than Zinc with +0.337 V and -0.763 V respectively that means copper and zinc electrode material can generate the maximum electrical voltage.

S.S.Uddin et al. (2016) examined dual chamber microbial fuel cell 5.78 milli-amperes and 6.046 milli-watts were obtained using copper sulphate as the electron acceptor and 1.515 milli-amperes and 1.944 milli-watts were obtained using potassium permanganate as electron acceptor¹⁹. In this research, maximum generated open circuit voltage and current of SMFC1 was 1.160V and 0.301mA with SMFC1. Maximum generated open circuit voltage and the current was 0.931V and 0.201mA with SMFC2. Maximum power generated by SMFC2 and SMFC2 were 3.491mW and 2.991mW respectively for steady state operating condition.

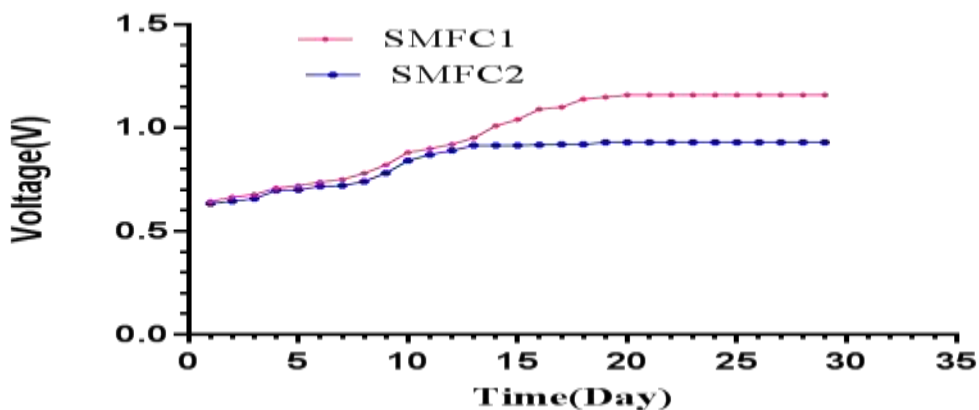


Figure 5:- Obtained voltage of SMFC1 and SMFC2.

3.2:- Polarization curves for SMFC

Polarization curves explain the electrical performance of microbial fuel cell. Polarization curves of sediment microbial fuel cell with copper anode and zinc cathode (SMFC1) shown in Figure 6. Polarization curves of sediment microbial fuel cell with the graphite anode and zinc cathode (SMFC2) shown in Figure 7. When the cell reached the first stable current density vs. voltage Characteristics and current density vs. power density characteristics were obtained in lab experiments by changing the load resistance. The maximum current density was obtained 8.871mA.m⁻² for the steady phase in SMFC1. As shown in Figure 6, by increasing the resistance, the output current decreased. The polarization curve drawn by calculating the current density and power density at various resistances (47Ω-987Ω). The current was monitoring by changing the load resistance when SMFCs achieved the peak voltage.

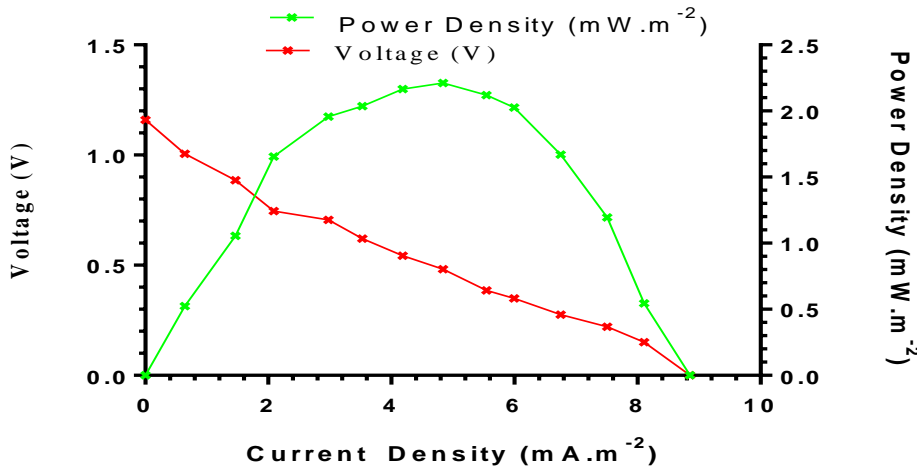


Figure 6:- Polarization curve of SMFC1.

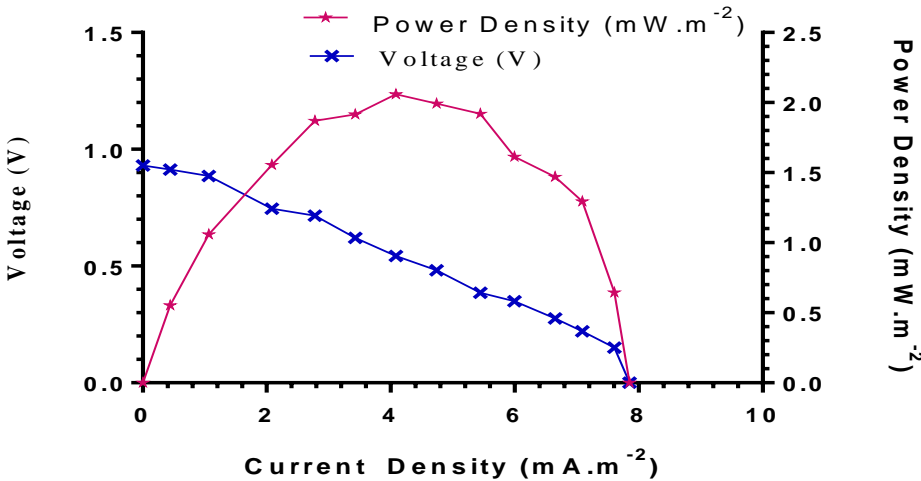


Figure 7:- Polarization curve of SMFC2.

A typical polarization power curves are shown in figure 6 and figure 7 that were drawn by the experimental data. The curve showed a maximum power density 2.36mW.m⁻² at current density 4.185mA.m⁻² in SMFC1 and 2.070mW.m⁻² at current density 3.427mA.m⁻² in SMFC2. Voltage is continuously falling with growing in current density and power density first rises then falls, which are typical behavior of microbial fuel cell. Power density 0.644mW.m⁻² and 0.540mW.m⁻² was examined at higher resistance 987Ω for SMFC1 and SMFC2 respectively. In this experiment, we observed that SMFC1 shows best electrical characteristic as compared to SMFC2. Our study is important to use of sediment microbial fuel cell energy harvesting. In the future, I will design boost converter for such low voltage sediment microbial fuel cells.

Table I shows the maximum voltage generation from sediment microbial fuel cell using different electrode material. The different researcher was developed SMFCs using different electrode material and examined the voltage for a long time. In this work, voltage generates by using copper anode and zinc cathode which is maximum in comparison to other researchers SMFCs technology.

Table I. Maximum voltage generation from SMFC with different electrode material.

Anode	Cathode	Open circuit voltage (V)	Operation Time(days)	Reference
Graphite anode	Carbon fiber	0.400	120	[20]
Graphite fiber	Graphite fiber	0.664	60	[21]
Carbon felt	Carbon felt	0.158	6	[22]
Graphite felt	Iron	0.431	70	[23]
Iron	Graphite felt	0.645	70	[23]
Carbon cloth	Carbon cloth	0.250	35	[24]
Copper	Zinc	1.160	30	This work
Graphite	Zinc	0.931	30	

4: Conclusion

Sediment microbial fuel cell is showing the future renewable energy source. The present study verified the performance of SMFC for different electron acceptor. This mediator-less SMFCs with the copper anode and zinc cathode generate higher output power and cheaper microbial fuel cell in comparison to membrane microbial fuel cell. In this research, bioelectricity was positively produced from sediment in the field of SMFC innovation. The copper anode and zinc cathode generate maximum power and stable for a long time. This SMFC was eco-friendly and cost-effective due to the utilization of sediment as a substrate which is obtained free from nature. SMFC can be utilized as a sustainable power source for powering electronic devices, remote environmental observing and led lighting etc.

Acknowledgment

This work was supported by Media Lab Asia (Visvesvaraya PhD Scheme for Electronics and IT Media Lab Asia, Project Code (PhD-MLA-4(20)) under the department of DeitY government of India. The work is done at Department of Electrical Engineering, MNNIT Allahabad, UP, India.

References

1. K.D.Kreuer. Fuel Cells, Selected Entries from the Encyclopedia of Sustainability Science and Technology. Springer. New York, 2013.
2. Aelterman P., Rabaey K., Pham H. T., Continuous electricity generation at high voltages and currents using stacked microbial fuel cells. *Journal of Environ Science Technology*, 2006, 40(10):3388-3394.
3. Donovan C., Dewan A., Heo D., Lewandowski Z., Beyenal H., Sediment microbial fuel cell powering a submersible ultrasonic receiver: new approach to remote monitoring. *Journal of Power Sources*, 2013, 233:79–85.
4. FirasKhaled, Olivier Ondel, Bruno Allard, Microbial fuel cells as power supply of a low-power temperature Sensor. *Journal of Power Sources*, 306 (2016) 354-360.
5. C.E.Reimers, L.M.Tender, S.Fertig, and W.Wang, Harvesting Energy from the Marine Sediment-Water Interface. *Journal of Environmental Science and Technology*, 2001, vol. 35: no. 1. p 192-195.
6. Y.L. Zhou, Y. Yang, M. Chen, Z.-W. Zhao, H.-L. Jiang, To improve the performance of sediment microbial fuel cell through amending colloidal iron oxyhydroxide into freshwater sediments. *Bioresource Technology*, 2014, 159:232-239.
7. T. Ewing, P.T. Ha, J.T. Babauta, N.T. Tang, D. Heo, H. Beyenal, Scale-up of sediment microbial fuel cells. *Journal of Power Sources*, 2014, 272: 311-319.
8. D.B. Wang, T.-S. Song, T. Guo, Q. Zeng, J. Xie, Electricity generation from sediment microbial fuel cells with algae-assisted cathodes. *International Journal of Hydrogen Energy*, 2014, 39: 13224-13230.

9. Bond D.R., Lovely D.R., Electricity production by *Geobacter sulfurreducens* attached to electrodes. *Applied and Environmental Microbiology*, 2003, 69: 1548–1555.
10. Jiang D., Li B., Jia W., Lei Y., Effect of inoculum type on bacterial adhesion and power production in microbial fuel cells. *Applied Biochemistry and Biotechnology*, 2010 160:182–196.
11. Chaudhuri S.K., Lovely, D.R., Electricity generation by direct oxidation of glucose in mediatorless microbial fuel cells. *Nature Biotechnology*, 2003, 21. 1229–1232.
12. Kim H.J., Hyun, M.S., Chang, I.S., Kim, B.H., A microbial fuel cell type lacase biosensor using a metal-reducing bacterium, *Shewanella putrefaciens*. *Journal of Microbiology and Biotechnology* 1999, 9: 365–367.
13. RismaniYazdi, H.Christy, A.D.Dehority, B.A.Morrison, M.Yu, Z.Tuovinen, O.H., Electricity generation from cellulose by rumen microorganisms in microbial fuel cells. *Biotechnology and Bioengineering* 2007, 97:1398–1407.
14. Ateya B.G., Al-Kharafi FM., Anodic oxidation of sulfide ions from chloride brines. *Electrochemistry Communications*, 2002, 4:231–8.
15. Zainab Z. Ismail and Ali A. Habeeb., Experimental and modeling study of simultaneous power generation and pharmaceutical wastewater treatment in microbial fuel cell based on mobilized biofilm bearers. *Renewable Energy*, 2017, 101:1256-1265.
16. Liu, H.; Cheng, S.A.; Logan, B.E. Power generation in fed-batch microbial fuel cells as a function of ionic strength, temperature, and reactor configuration. *Environ. Sci. Technol.* 2005, 39, 5488–5493.
17. A. Q. Wotawa-Bergen, D. B. Chadwick, K. E. Richter, L. M. Tender, C. E. Reimers and Y. Gong. 2010. Operational testing of sediment microbial fuel cells in San Diego Bay. *OCEANS 2010 MTS/IEEE SEATTLE*. Seattle. WA. pp. 1-6.
18. Jeetendra Prasad and Ramesh Kumar Tripathi, "Maximum electricity generation from low cost sediment microbial fuel cell using copper and zinc electrodes," 2017 International Conference on Information, Communication, Instrumentation and Control (ICICIC), Indore, India, 2017, pp. 1-4.
19. S.S.Uddin, K. S. Roni, A. H.M. Shatil, S. Ahmed, Using Copper Sulphate and Potassium Permanganate as Electron Acceptor in a Duel Chamber Microbial Fuel Cell. *American Journal of Engineering & Natural Sciences (AJENS)*, 2016, Volume 1. Issue 1.
20. X.Xu, O. Zhao, M. Wu, J Ding, W. Zhang. 2017. Biodegradation of organic matter and anodic microbial communities analysis in sediment microbial fuel cells with/without Fe(III) oxide addition, *Bioresource Technology* 225 .402–408.
21. E. Abazarian, R. Gheshlaghi, M. A. Mahdavi. 2016. The effect of number and configuration of sediment microbial fuel cells on their performance in an open channel architecture, *Journal of Power Sources*. 325.739-744.
22. H.Zhang, D.Zhu, T.S.Song, P.Ouyang, J.Xie. 2015. Effects of the presence of sheet iron in fresh water sediment on the performance of a sediment microbial fuel cell, *international journal of hydrogen energy*. 40.1656 -1657.
23. D.Majumder, J.P.Maity, C.Y.Chen, C.C.Chen, T.C.Yang, Y.F.Chang, D.W.Hsu, H.R.Chen. 2014. Electricity generation with a sediment microbial fuel cell equipped with an air-cathode system using photo bacterium, *International journal of hydrogen energy*. 39.21215-21222.
