

PUBLISHED VERSION

Aharonian, F.;... Rowell, Gavin Peter; ... et al.; H.E.S.S. Collaboration
[Energy spectrum of cosmic-ray electrons at TeV energies](#) Physical Review Letters, 2008;
101(26):261104

©2008 American Physical Society

<http://link.aps.org/doi/10.1103/PhysRevLett.101.261104>

PERMISSIONS

<http://publish.aps.org/authors/transfer-of-copyright-agreement>

“The author(s), and in the case of a Work Made For Hire, as defined in the U.S. Copyright Act, 17 U.S.C.

§101, the employer named [below], shall have the following rights (the “Author Rights”):

[...]

3. The right to use all or part of the Article, including the APS-prepared version without revision or modification, on the author(s)' web home page or employer's website and to make copies of all or part of the Article, including the APS-prepared version without revision or modification, for the author(s)' and/or the employer's use for educational or research purposes.”

10th May 2013

<http://hdl.handle.net/2440/51450>

Energy Spectrum of Cosmic-Ray Electrons at TeV Energies

F. Aharonian,^{1,13} A. G. Akhperjanian,² U. Barres de Almeida,⁸ A. R. Bazer-Bachi,³ Y. Becherini,¹² B. Behera,¹⁴ W. Benbow,¹ K. Bernlöhr,^{1,5} C. Boisson,⁶ A. Bochow,¹ V. Borrel,³ I. Braun,¹ E. Brion,⁷ J. Brucker,¹⁶ P. Brun,⁷ R. Bühler,¹ T. Bulik,²⁴ I. Büsching,⁹ T. Boutelier,¹⁷ S. Carrigan,¹ P. M. Chadwick,⁸ A. Charbonnier,¹⁹ R. C. G. Chaves,¹ A. Cheesebrough,⁸ L.-M. Chounet,¹⁰ A. C. Clapson,¹ G. Coignet,¹¹ L. Costamante,^{1,29} M. Dalton,⁵ B. Degrange,¹⁰ C. Deil,¹ H. J. Dickinson,⁸ A. Djannati-Ataï,¹² W. Domainko,¹ L. O'C. Drury,¹³ F. Dubois,¹¹ G. Dubus,¹⁷ J. Dyks,²⁴ M. Dyrda,²⁸ K. Egberts,^{1,*} D. Emmanoulopoulos,¹⁴ P. Espigat,¹² C. Farnier,¹⁵ F. Feinstein,¹⁵ A. Fiasson,¹⁵ A. Förster,¹ G. Fontaine,¹⁰ M. Füßling,⁵ S. Gabici,¹³ Y. A. Gallant,¹⁵ L. Gérard,¹² B. Giebels,¹⁰ J. F. Glicenstein,⁷ B. Glück,¹⁶ P. Goret,⁷ C. Hadjichristidis,⁸ D. Hauser,¹⁴ M. Hauser,¹⁴ S. Heinz,¹⁶ G. Heinzlmann,⁴ G. Henri,¹⁷ G. Hermann,¹ J. A. Hinton,^{25,†} A. Hoffmann,¹⁸ W. Hofmann,¹ M. Holleran,⁹ S. Hoppe,¹ D. Horns,⁴ A. Jacholkowska,¹⁹ O. C. de Jager,⁹ I. Jung,¹⁶ K. Katarzyński,²⁷ S. Kaufmann,¹⁴ E. Kendziorra,¹⁸ M. Kerschhaggl,⁵ D. Khangulyan,¹ B. Khélifi,¹⁰ D. Keogh,⁸ Nu. Komin,¹⁵ K. Kosack,¹ G. Lamanna,¹¹ J.-P. Lenain,⁶ T. Lohse,⁵ V. Marandon,¹² J. M. Martin,⁶ O. Martineau-Huynh,¹⁹ A. Marcowith,¹⁵ D. Maurin,¹⁹ T. J. L. McComb,⁸ C. Medina,⁶ R. Moderski,²⁴ E. Moulin,⁷ M. Naumann-Godo,¹⁰ M. de Naurois,¹⁹ D. Nedbal,²⁰ D. Nekrassov,¹ J. Niemiec,²⁸ S. J. Nolan,⁸ S. Ohm,¹ J.-F. Olive,³ E. de Oña Wilhelmi,¹² K. J. Orford,⁸ J. L. Osborne,⁸ M. Ostrowski,²³ M. Panter,¹ G. Pedalletti,¹⁴ G. Pelletier,¹⁷ P.-O. Petrucci,¹⁷ S. Pita,¹² G. Pühlhofer,¹⁴ M. Punch,¹² A. Quirrenbach,¹⁴ B. C. Raubenheimer,⁹ M. Raue,^{1,29} S. M. Rayner,⁸ M. Renaud,¹ F. Rieger,^{1,29} J. Ripken,⁴ L. Rob,²⁰ S. Rosier-Lees,¹¹ G. Rowell,²⁶ B. Rudak,²⁴ C. B. Rulten,⁸ J. Ruppel,²¹ V. Sahakian,² A. Santangelo,¹⁸ R. Schlickeiser,²¹ F. M. Schöck,¹⁶ R. Schröder,²¹ U. Schwanke,⁵ S. Schwarzburg,¹⁸ S. Schwemmer,¹⁴ A. Shalchi,²¹ J. L. Skilton,²⁵ H. Sol,⁶ D. Spangler,⁸ Ł. Stawarz,²³ R. Steenkamp,²² C. Stegmann,¹⁶ G. Superina,¹⁰ P. H. Tam,¹⁴ J.-P. Tavernet,¹⁹ R. Terrier,¹² O. Tibolla,¹⁴ C. van Eldik,¹ G. Vasileiadis,¹⁵ C. Venter,⁹ J. P. Vialle,¹¹ P. Vincent,¹⁹ M. Vivier,⁷ H. J. Völk,¹ F. Volpe,^{10,29} S. J. Wagner,¹⁴ M. Ward,⁸ A. A. Zdziarski,²⁴ and A. Zech⁶

(H.E.S.S. Collaboration)

¹Max-Planck-Institut für Kernphysik, P.O. Box 103980, D 69029 Heidelberg, Germany

²Yerevan Physics Institute, 2 Alikhanian Brothers Street, 375036 Yerevan, Armenia

³Centre d'Etude Spatiale des Rayonnements, CNRS/UPS, 9 av. du Colonel Roche, BP 4346, F-31029 Toulouse Cedex 4, France

⁴Universität Hamburg, Institut für Experimentalphysik, Luruper Chaussee 149, D 22761 Hamburg, Germany

⁵Institut für Physik, Humboldt-Universität zu Berlin, Newtonstr. 15, D 12489 Berlin, Germany

⁶LUTH, Observatoire de Paris, CNRS, Université Paris Diderot, 5 Place Jules Janssen, 92190 Meudon, France

⁷IRFU/DSM/CEA, CE Saclay, F-91191 Gif-sur-Yvette, Cedex, France

⁸University of Durham, Department of Physics, South Road, Durham DH1 3LE, United Kingdom

⁹Unit for Space Physics, North-West University, Potchefstroom 2520, South Africa

¹⁰Laboratoire Leprince-Ringuet, Ecole Polytechnique, CNRS/IN2P3, F-91128 Palaiseau, France

¹¹Laboratoire d'Annecy-le-Vieux de Physique des Particules, CNRS/IN2P3,

9 Chemin de Bellevue - BP 110 F-74941 Annecy-le-Vieux Cedex, France

¹²Astroparticule et Cosmologie (APC), CNRS, Université Paris 7 Denis Diderot,

10, rue Alice Domon et Leonie Duquet, F-75205 Paris Cedex 13, France[‡]

¹³Dublin Institute for Advanced Studies, 5 Merrion Square, Dublin 2, Ireland

¹⁴Landessternwarte, Universität Heidelberg, Königstuhl, D 69117 Heidelberg, Germany

¹⁵Laboratoire de Physique Théorique et Astroparticules, CNRS/IN2P3, Université Montpellier II, CC 70,

Place Eugène Bataillon, F-34095 Montpellier Cedex 5, France

¹⁶Universität Erlangen-Nürnberg, Physikalisches Institut, Erwin-Rommel-Str. 1, D 91058 Erlangen, Germany

¹⁷Laboratoire d'Astrophysique de Grenoble, INSU/CNRS, Université Joseph Fourier, BP 53, F-38041 Grenoble Cedex 9, France

¹⁸Institut für Astronomie und Astrophysik, Universität Tübingen, Sand 1, D 72076 Tübingen, Germany

¹⁹LPNHE, Université Pierre et Marie Curie Paris 6, Université Denis Diderot Paris 7, CNRS/IN2P3,

4 Place Jussieu, F-75252, Paris Cedex 5, France

²⁰Institute of Particle and Nuclear Physics, Charles University, V Holesovickach 2, 180 00 Prague 8, Czech Republic

²¹Institut für Theoretische Physik, Lehrstuhl IV: Weltraum und Astrophysik, Ruhr-Universität Bochum, D 44780 Bochum, Germany

²²University of Namibia, Private Bag 13301, Windhoek, Namibia

²³Observatorium Astronomiczne, Uniwersytet Jagielloński, Kraków, Poland

²⁴Nicolaus Copernicus Astronomical Center, Warsaw, Poland

²⁵School of Physics & Astronomy, University of Leeds, Leeds LS2 9JT, United Kingdom

²⁶School of Chemistry & Physics, University of Adelaide, Adelaide 5005, Australia

²⁷Toruń Centre for Astronomy, Nicolaus Copernicus University, Toruń, Poland²⁸Instytut Fizyki Jądrowej PAN, ul. Radzikowskiego 152, 31-342 Kraków, Poland²⁹European Associated Laboratory for Gamma-Ray Astronomy, jointly supported by CNRS and MPG
(Received 6 August 2008; revised manuscript received 20 November 2008; published 30 December 2008)

The very large collection area of ground-based γ -ray telescopes gives them a substantial advantage over balloon or satellite based instruments in the detection of very-high-energy (>600 GeV) cosmic-ray electrons. Here we present the electron spectrum derived from data taken with the High Energy Stereoscopic System (H.E.S.S.) of imaging atmospheric Cherenkov telescopes. In this measurement, the first of this type, we are able to extend the measurement of the electron spectrum beyond the range accessible to direct measurements. We find evidence for a substantial steepening in the energy spectrum above 600 GeV compared to lower energies.

DOI: 10.1103/PhysRevLett.101.261104

PACS numbers: 95.85.Ry, 95.55.Ka, 96.50.sb, 98.70.Sa

In stark contrast to hadronic cosmic rays (CRs) the lifetime and hence propagation distance of CR electrons in the very-high-energy regime is severely limited by energy losses via synchrotron radiation and inverse Compton scattering. The lifetime of a very-high-energy electron can be expressed as: $t \approx 5 \times 10^5 (E/1 \text{ TeV})^{-1} \times ((B/5 \mu\text{G})^2 + 1.6(w/1 \text{ eV cm}^{-3}))^{-1}$ years, where w is the energy density in low frequency photons ($h\nu \ll 0.1 \text{ eV}$) in the interstellar medium and B is the mean interstellar magnetic field. In standard diffusion-dominated models of Galactic cosmic-ray transport this implies that the sources of TeV electrons must be local (<1 kpc distance) as discussed in, e.g., [1,2]. A second consequence of these energy-dependent losses is that the electron spectrum is *steeper* than that of the hadronic CRs ($\sim E^{-3.3}$ cf. $E^{-2.7}$). All measurements so far have utilized balloon or satellite borne instrumentation (see [3] for a review). However, the rapidly declining flux makes such direct measurements at high energies difficult. It has been suggested ([4]) that the very large collection area of ground-based imaging atmospheric Cherenkov telescope (IACT) arrays could be used to extend CR electron spectrum measurements into the TeV domain. The challenge for such instruments (as indeed for all CR electron measurements) is to recognize electrons against the much more numerous background of hadronic CRs. The recent improvements in hadron-rejection power achieved by the High Energy Stereoscopic System (H.E.S.S.) instrument have now made such a measurement possible.

H.E.S.S. is an array of four imaging atmospheric Cherenkov telescopes situated in the Khomas Highland of Namibia [5]. The array is sensitive to γ rays (and electrons) above a threshold of ≈ 100 GeV. The sensitivity of the array to extended γ -ray emission has been demonstrated with the mapping of supernova remnant shells ([6,7]), and the diffuse emission around the Galactic Center [8]. The factor ~ 10 improvement in γ -ray flux sensitivity of H.E.S.S. over previous generation experiments is based largely on superior rejection of the hadronic background. Because this measurement does not discriminate between electrons and positrons, *electrons* is used

generically in the following to refer to both particle and antiparticle. The H.E.S.S. electron analysis presented here is based on the selection of *electronlike* events in regions far from γ -ray sources and subtraction of the remaining hadronic CR background using air-shower simulations. The data used were acquired using the complete 4-telescope array during 2004 to 2007. All data passing quality selection criteria, with zenith angles smaller than 28° , and targeting extragalactic sources, were used in this analysis, amounting to 239 h of live time. Only the central 3.0° of the field-of-view was utilized, with regions within 0.4° of any known or potential γ -ray source excluded. The energy is reconstructed using standard methods. The effective collection area using the technique described below is energy dependent and reaches $\approx 5 \times 10^4 \text{ m}^2$ at 1 TeV. The total effective exposure of this data set at 1 TeV is therefore $\approx 8.5 \times 10^7 \text{ m}^2 \text{ sr s}$.

The most critical aspect of electron analysis is the efficient rejection of the hadronic background. Given the relatively high flux of cosmic electrons with respect to typical γ -ray sources it is appropriate to make tight selection cuts to achieve the best possible signal/background ratio. Very hard event selection, including the requirement that all four H.E.S.S. telescopes triggered in the event, leads to a greatly increased energy threshold of ≈ 600 GeV. A *Random Forest* [9] (see also [10]) approach was used to convert image information from the four cameras into a single parameter ζ describing the degree to which a shower is *electronlike*. The primary input parameters to the Random Forest algorithm are the Hillas moments [11] of the images recorded in each telescope. A ζ value of zero corresponds to a shower which is almost certainly background, and a value of one is assigned if the shower is almost certainly an electron. Random Forests were trained in five energy bands using simulated electron showers and data taken from empty regions. To subtract the hadronic background the ζ distribution of protons and nuclei must be known. For this purpose sets of 10^{10} proton showers and showers of heavier nuclei were simulated with CORSIKA [12] using both the SIBYLL [13] and QGSJET-II [14] interaction models. About 10^{-2} of these showers trigger

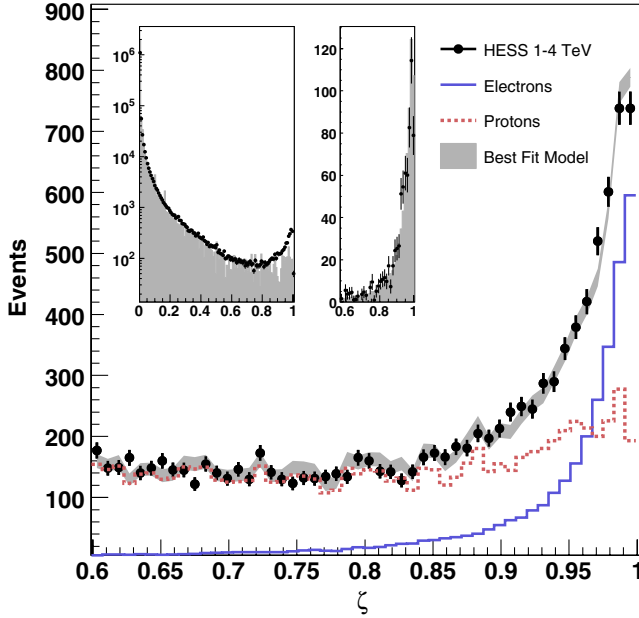


FIG. 1 (color online). The measured distribution of the parameter ζ , compared with distributions for simulated protons and electrons, for showers with reconstructed energy between 1 and 4 TeV. The best fit model combination of electrons and protons is shown as a shaded band. The proton simulations use the SIBYLL hadronic interaction event generator. The left inset shows the complete distribution from zero to one with entries on a log scale; the data are shown as points, the filled histogram shows a mixed composition (proton, He, N, Si & Fe) cosmic-ray model. To demonstrate the match between simulation and data in electromagnetic showers, the right inset shows background subtracted γ -ray data as points and γ -ray simulations as filled histogram.

the array, and due to the extremely efficient background rejection, only 10^{-6} fall into the regime $\zeta > 0.9$. While a component of heavier nuclei is required to explain the distribution of ζ at values up to 0.5, the background can be considered as purely protonic at larger values of ζ .

Figure 1 shows the measured distribution of the parameter ζ compared with the simulated distributions for the energy range 1–4 TeV. The peak close to $\zeta = 1$ is evidence of a diffuse component of purely-electromagnetic showers at these energies. The data at $\zeta > 0.6$ can be described by a combination of simulated electrons and protons. By fitting the ζ distribution of the data with the distributions of simulated electrons and protons in independent energy bands (with two free parameters being the electron and proton contribution), the most probable number of measured electron showers in each energy band can be deduced. The total normalized goodness-of-fit in the ζ range of 0.6–1 for reconstructed energies between 1 and 4 TeV is $\chi^2/\nu = 0.98$ for a model of simulated electrons and protons using SIBYLL (probability $p = 0.5$) and 2.15 for a model using QGSJET-II ($p = 1.7 \times 10^{-4}$), which demonstrates that the SIBYLL model provides a better description

of measurable parameters of air showers initiated by protons of TeV energies. Coupled with the knowledge of the energy-dependent effective collection area, which is obtained from electron simulations following a power law with a spectral index of 3.3, the number of measured electron showers can be used to determine the primary electron spectrum. As electron-initiated air showers are in practice extremely difficult to separate from γ -ray showers, the peak in our data at $\zeta = 1$ may contain a contribution from γ -ray showers. The signal measured by H.E.S.S. (close to $\zeta = 1$) is therefore a combination of the CR electron flux (CREF) and the extragalactic γ -ray background (EGRB). The level of the EGRB lies many orders of magnitude below the CREF at GeV energies but a naive extrapolation of the last few data points measured by EGRET [15] yields an $dN/dE \propto E^{-2}$ spectrum which reaches the level of the CREF at a few TeV. However, most models for the EGRB yield TeV fluxes at least 1 order of magnitude lower than this extrapolation (see, for example, [16]). The predicted flux of inverse Compton scattered solar photons off CR electrons is also negligible due to our geometry pointing away from the Sun [17]. Given

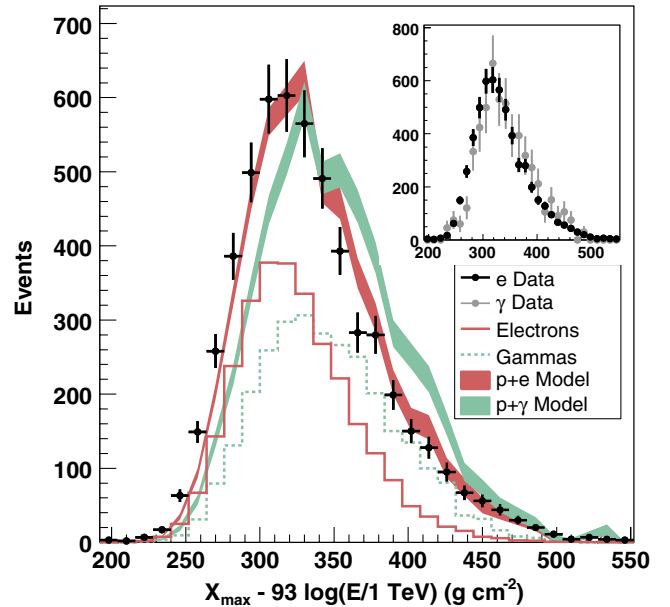


FIG. 2 (color online). The distribution of reconstructed shower maximum (X_{\max}) for H.E.S.S. data, compared to simulations. For each shower the measured X_{\max} is corrected for the energy-dependent shower elongation ($93 \text{ g cm}^{-2}/\text{decade}$ is the reconstructed elongation rate expected for electron primaries). Showers with reconstructed energies between 1 and 4 TeV are included. The bands show the combination of electrons and protons (simulated using SIBYLL) and of γ rays and protons, with a ratio determined by a fit to the ζ distribution of the data in this energy range. The distributions of electrons and γ rays are shown for comparison. The inset contains a comparison of this data (black) with a γ -ray rich data set taken from regions $< 0.15^\circ$ from γ -ray sources (gray).

the uncertainty in the EGRB/CREF ratio at TeV energies it is desirable to separate electrons and γ rays in our data. Essentially the only useful separation parameter is the depth of shower maximum (X_{\max}), which occurs on average $\approx 20 \text{ g cm}^{-2}$ (or \sim half a radiation length) higher in the atmosphere for electrons. Figure 2 compares reconstructed X_{\max} distributions for simulated protons, electrons and γ rays to the experimentally measured X_{\max} distribution for electronlike events ($\zeta > 0.9$). A fit of the X_{\max} distribution with the electron/ γ -ray fraction as a free parameter results in a maximum 10% contribution of γ rays to the signal (for a confidence level of 90%), which is supported by the displacement between the X_{\max} distributions from data used for this electron analysis and data from a γ -ray rich data set (inset of Fig. 2). However, taking into account a conservative systematic uncertainty in the determination of X_{\max} of 5 g cm^{-2} due to atmospheric uncertainties, we cannot exclude a significant contamination of $\approx 50\%$ of our electron measurement by the diffuse extragalactic γ -ray background. Systematic uncertainties in the hadronic modeling are not considered.

Figure 3 shows the CR electron spectrum derived from this analysis together with a compilation of earlier mea-

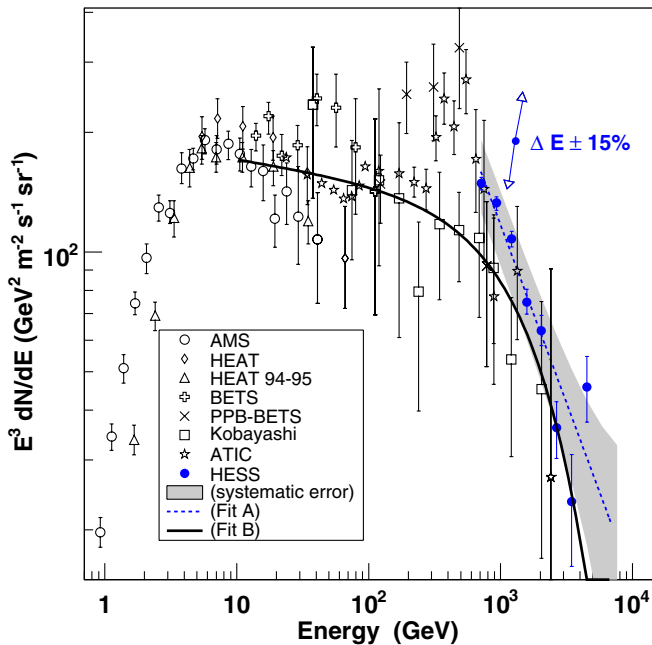


FIG. 3 (color online). The energy spectrum $E^3 dN/dE$ of CR electrons as measured by H.E.S.S. in comparison with previous measurements. The H.E.S.S. data are shown as solid points. The two fit functions (A and B) are described in the main text. The shaded band indicates the approximate systematic error arising from uncertainties in the modeling of hadronic interactions and in the atmospheric model. The double arrow indicates the effect of an energy scale shift of 15%, the approximate systematic uncertainty on the H.E.S.S. points. Previous data are reproduced from AMS [18], HEAT [19], HEAT 94-95 [20], BETS [21], PPB-BETS [22], Kobayashi [2], and ATIC [23].

surements. Systematic errors on the reconstructed spectrum arise from uncertainties in the simulation of hadronic interactions and the atmospheric model, as well as in the absolute energy scale. The energy scale uncertainty is $\approx 15\%$ and is illustrated by a double arrow in Fig. 3. The uncertainty arising from the subtraction of the hadronic background has been estimated by comparison of the spectra obtained using the SIBYLL and QGSJET-II models. The ζ distributions for protons show a slight rise toward $\zeta = 1$ (see Fig. 1), presumably reflecting events where a large fraction of proton energy is transformed to a single π^0 . The rise is somewhat more pronounced for SIBYLL as compared to QGSJET-II, giving rise to the model dependence. Artificially doubling the γ -ray like component in SIBYLL reduces the electron flux by $\sim 20\%$, without significant change in spectral shape. Detailed tests of the analysis using different zenith angle ranges, different analysis cuts (variations of the cuts on ζ , the maximum impact distance of the showers and the minimal intensity of the shower image in the camera), different regions in the sky, different seasons and years as well as another fitting algorithm all yield consistent results. The estimated systematic errors, apart from the 15% scale uncertainty, are illustrated by the shaded band in Fig. 3. Our data are well described by a power-law: $dN/dE = k(E/1 \text{ TeV})^{-\Gamma}$ with $k = (1.17 \pm 0.02) \times 10^{-4} \text{ TeV}^{-1} \text{ m}^{-2} \text{ sr}^{-1} \text{ s}^{-1}$ and $\Gamma = 3.9 \pm 0.1$ (stat) ($\chi^2/\nu = 3.6$, $p = 10^{-3}$, Fit A), which implies a steepening of the spectrum compared to GeV energies. The spectral index shows little model and sample dependence, resulting in $\Delta\Gamma(\text{syst}) \approx 0.3$. At lower energies the flux reported here is somewhat higher than previous results, but fully consistent within the 15% scale error. Leaving the scale factor free, all data are well reproduced by an exponentially cutoff power law with an index of -3.05 ± 0.02 and a cutoff at $2.1 \pm 0.3 \text{ TeV}$, combined with a scale adjustment of -11% (Fit B). H.E.S.S. data are also compatible with very recent ATIC data [23], but due to the limited energy range, no conclusion can be drawn concerning the existence of a step in the spectrum as claimed by ATIC.

While the detailed interpretation of this result is beyond the scope of this Letter, we note that our measurement implies the existence of at least one source of CR electrons in the local Galaxy (within $\sim 1 \text{ kpc}$). Some scenarios of a strong local source [2] are excluded. This measurement is the first ground-based measurement of CR electrons. Future IACT arrays with effective areas beyond 10^6 m^2 should be able to extend the spectrum to 10 TeV using this technique.

The support of the Namibian authorities and of the University of Namibia in facilitating the construction and operation of H.E.S.S. is gratefully acknowledged, as is the support by the German Ministry for Education and Research (BMBF), the Max Planck Society, the French Ministry for Research, the CNRS-IN2P3 and the

Astroparticle Interdisciplinary Programme of the CNRS, the U.K. Science and Technology Facilities Council (STFC), the IPNP of the Charles University, the Polish Ministry of Science and Higher Education, the South African Department of Science and Technology and National Research Foundation, and by the University of Namibia. We appreciate the excellent work of the technical support staff in Berlin, Durham, Hamburg, Heidelberg, Palaiseau, Paris, Saclay, and in Namibia in the construction and operation of the equipment. U. Barres de Almeida is supported by CAPES Foundation, Ministry of Education of Brazil.

*Kathrin.Egberts@mpi-hd.mpg.de

†j.a.hinton@leeds.ac.uk

‡UMR 7164 (CNRS, Université Paris VII, CEA, Observatoire de Paris)

- [1] F. A. Aharonian, A. M. Atoyan, and H. J. Völk, *Astron. Astrophys.* **294**, L41 (1995).
- [2] T. Kobayashi *et al.*, *Astrophys. J.* **601**, 340 (2004).
- [3] D. Müller, *Adv. Space Res.* **27**, 659 (2001).
- [4] J. Nishimura, *Proc. Towards a Major Cherenkov Detector III* (Universal Academy Press, Tokyo, 1994), p. 1.
- [5] J. A. Hinton (H.E.S.S. Collaboration), *New Astron. Rev.* **48**, 331 (2004).
- [6] F. A. Aharonian *et al.*, *Nature (London)* **432**, 75 (2004).
- [7] F. A. Aharonian *et al.*, *Astron. Astrophys.* **437**, L7 (2005).
- [8] F. A. Aharonian *et al.*, *Nature (London)* **439**, 695 (2006).
- [9] L. Breiman and A. Cutler, <http://www.stat.berkeley.edu/users/breiman/RandomForests/>
- [10] R. K. Bock *et al.*, *Nucl. Instrum. Methods Phys. Res., Sect. A* **516**, 511 (2004).
- [11] A. Hillas, *Proceedings 19th International Cosmic Ray Conference, La Jolla, International Cosmic Ray Conference* Vol. 3, 445 (1985).
- [12] D. Heck *et al.*, *Forschungszentrum Karlsruhe Report* No. FZKA 6019, 1998.
- [13] R. S. Fletcher, T. K. Gaisser, P. Lipari, and T. Stanev, *Phys. Rev. D* **50**, 5710 (1994).
- [14] S. Ostapchenko *et al.*, *Proceedings 29th International Cosmic Ray Conference, Pune, International Cosmic Ray Conference* Vol. 7, 135 (2005).
- [15] A. W. Strong, I. V. Moskalenko, and O. Reimer, *Astrophys. J.* **613**, 956 (2004).
- [16] P. S. Coppi and F. A. Aharonian, *Astrophys. J.* **487**, L9 (1997).
- [17] I. V. Moskalenko, T. A. Porter, and S. W. Digel, *Astrophys. J.* **652**, L65 (2006).
- [18] M. Aguilar *et al.*, *Phys. Rep.* **366**, 331 (2002).
- [19] S. W. Barwick *et al.*, *Astrophys. J.* **498**, 779 (1998).
- [20] M. A. DuVernois *et al.*, *Astrophys. J.* **559**, 296 (2001).
- [21] S. Torii *et al.*, *Astrophys. J.* **559**, 973 (2001).
- [22] S. Torii *et al.*, arXiv:0809.0760.
- [23] J. Chang *et al.*, *Nature (London)* **456**, 362 (2008).