

Lawrence Berkeley National Laboratory

Recent Work

Title

Engineering current density over 5 kA mm⁻² at 4.2 K, 14 T in thick film REBCO tapes

Permalink

<https://escholarship.org/uc/item/5nt2c3rf>

Journal

Superconductor Science and Technology, 31(10)

ISSN

0953-2048

Authors

Majkic, G
Pratap, R
Xu, A
[et al.](#)

Publication Date

2018-08-22

DOI

10.1088/1361-6668/aad844

Peer reviewed

LETTER

Engineering current density over 5 kA mm^{-2} at 4.2 K, 14 T in thick film REBCO tapes

To cite this article: Goran Majkic *et al* 2018 *Supercond. Sci. Technol.* **31** 10LT01

View the [article online](#) for updates and enhancements.

Related content

- [Critical current density above \$15 \text{ MA cm}^2\$ at 30 K, 3 T in 2.2 m thick heavily-doped \(Gd,Y\)Ba₂Cu₃O_x superconductor tapes](#)
V Selvamanickam, M Heydari
Gharahcheshmeh, A Xu *et al.*
- [Sample and length-dependent variability of 77 and 4.2 K properties in nominally identical RE123 coated conductors](#)
L Rossi, X Hu, F Kametani *et al.*
- [Requirements to achieve high in-field critical current density at 30 K in heavily-doped \(Gd,Y\)Ba₂Cu₃O_x superconductor tapes](#)
V Selvamanickam, M Heydari
Gharahcheshmeh, A Xu *et al.*

Recent citations

- [Goran Majkic](#)
- [Correlation of In-Field Performance of Thick REBCO Films Between 0–14 T and 4.2–77 K](#)
Goran Majkic *et al*
- [Effect of Deposition Temperature on Microstructure and Critical Current Properties of Zr-Doped GdYBCO Superconducting Tapes Made by MOCVD](#)
Ziming Fan *et al*





IOP ebooksTM

Bringing you innovative digital publishing with leading voices to create your essential collection of books in STEM research.

Start exploring the collection - download the first chapter of every title for free.

Letter

Engineering current density over 5 kA mm^{-2} at 4.2 K, 14 T in thick film REBCO tapes

Goran Majkic¹ , Rudra Pratap¹, Aixia Xu¹, Eduard Galstyan¹, Hugh C Higley², Soren O Prestemon², Xiaorong Wang² , Dmytro Abraimov³, Jan Jaroszynski³ and Venkat Selvamanickam¹

¹Department of Mechanical Engineering, Advanced Manufacturing Institute and Texas Center for Superconductivity, University of Houston, Houston, TX 77204, United States of America

²Lawrence Berkeley National Laboratory, Berkeley, CA 94720, United States of America

³Applied Superconductivity Center, National High Magnetic Field Laboratory, Florida State University, Tallahassee, FL 32310, United States of America

E-mail: gmajkic@uh.edu

Received 5 June 2018, revised 23 July 2018

Accepted for publication 6 August 2018

Published 22 August 2018



CrossMark

Abstract

We report on remarkably high in-field performance at 4.2 K achieved in $>4\ \mu\text{m}$ thick rare earth barium copper oxide (REBCO) samples with Zr addition. Two different samples have been measured independently at Lawrence Berkeley National Laboratory and the National High Magnetic Field Laboratory, achieving critical current densities (J_c) of $12.21\ \text{MA cm}^{-2}$ and $12.32\ \text{MA cm}^{-2}$ at 4.2 K, 14 T ($B\parallel c$), respectively, which corresponds to equivalent critical current (I_c) values of 2247 and 2119 A/4 mm. These I_c values are about two times higher than the best reported performance of REBCO tapes to date and more than five times higher than the commercial HTS tapes reported in a recent study. The measured J_c values, with a pinning force of $\sim 1.7\ \text{T N m}^{-3}$ are almost identical to the highest value reported for thin ($\sim 1\ \mu\text{m}$ thick) REBCO at the field and temperature, but extended to very thick ($>4\ \mu\text{m}$) films. This results in an engineering current density (J_e) above $5\ \text{kA mm}^{-2}$ at 4.2 K, 14 T, which is more than five times higher than Nb_3Sn and nearly four times higher than the highest reported value of all superconductors other than REBCO at this field and temperature. The reported results have been achieved by utilizing an advanced metal organic chemical vapor deposition system. This study demonstrates the remarkable level of in-field performance achievable with REBCO conductors at 4.2 K and strong potential for high-field magnet applications.

Keywords: HTS, YBCO, coated conductor

(Some figures may appear in colour only in the online journal)

Introduction

Rare earth barium copper oxide (REBCO) coated conductors (CC) have a tremendous potential for numerous applications such as fusion reactor magnets, high energy particle accelerators, generators, motors, superconducting magnetic energy storage, and magnetic resonance imaging over a broad temperature range of 4–77 K in high magnetic fields of 2–30 T, due to their high critical temperature, high irreversibility field and high critical

current density [1–10]. Several research and development projects are ongoing to develop high-field magnets with insert coils of REBCO, due to its high current carrying capability in high background fields [11–14]. Recently, a 42.5 T magnet has been demonstrated, with 11.3 T contributed by REBCO insert coils [14]. Also very recently, high performance REBCO-round wires with ultra-small diameters of 1.8 mm and other round REBCO wires have been developed for low temperature high-field magnet applications in accelerators [15–18].

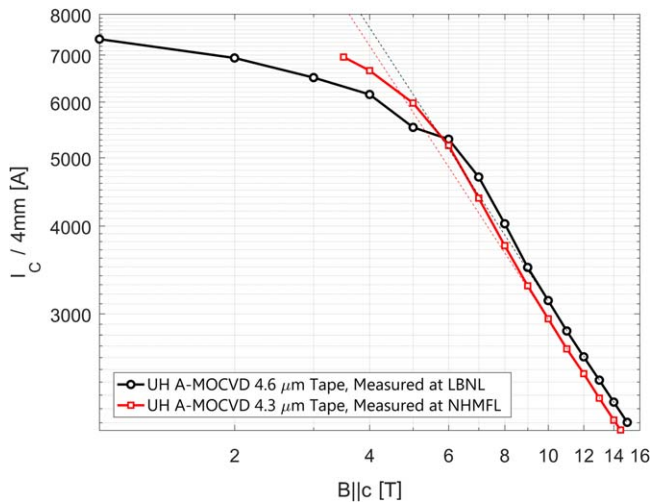


Figure 1. Critical current versus magnetic field applied along the c -axis at 4.2 K.

Significant progress in in-field performance has been achieved by introducing nanoscale defects like BaZrO₃ (BZO) [19–22], BaSnO₃ [23], BaHfO₃ [24], and Gd₃TaO₇ [25]. Pinning centers such as RE₂O₃ and BMO nanocolumns (M is metal) have been shown to enhance J_c over a wide range of temperatures (e.g., [26–30]). The BMO nanocolumns provide effective vortex pinning along c -axis and at low temperatures, the strain induced by lattice mismatch between BZO and REBCO matrix results in a high density of weak point pins raising J_c at all magnetic field directions [31–35].

A remarkably high pinning force density (F_p) of 1.7 T N m⁻³ has been attained at 4.2 K, 20 T in 0.9 μm thick 15 mol% Zr added REBCO film processed using metal organic chemical vapor deposition (MOCVD) by our group [31]. Recently, BaHfO₃ (BHO)-doped 0.26 μm SmBa₂Cu₃O₇ and 0.94 μm EuBa₂Cu₃O₇ films have been shown to exhibit a comparable F_p of 1.6–1.7 T N m⁻³ at 4.2 K, 15 T. [32, 33].

Significant increase in I_c performance can potentially be achieved if the strong deterioration of J_c with thickness is addressed, which is common to most REBCO growth techniques (e.g., [36–38]). Recently, a 3.2 μm thick, 20 mol% Zr REBCO film has been demonstrated by our group using conventional MOCVD in three passes, with a champion J_e of 1 kA mm⁻² at 4.2 K at 31 T [35], demonstrating that this level of J_e is attainable in films thicker than the typical 1 μm. The multi-pass approach was used in order to curb severe degradation in J_c with thickness (>1 μm). However, the multi-pass technique significantly complicates the process [35, 39–42], which poses significant problems for scale-up to long length production.

An advanced MOCVD (A-MOCVD) system was developed under the ARPA-E grid-scale rampable intermittent dispatchable storage program, aimed at overcoming the main issues identified in conventional MOCVD reactors, including the J_c degradation with thickness [40]. The reactor utilizes direct ohmic heating of a suspended substrate tape, highly laminar flow and rapid tape temperature control using non-contact light pipe temperature monitoring, which when combined, enabled us

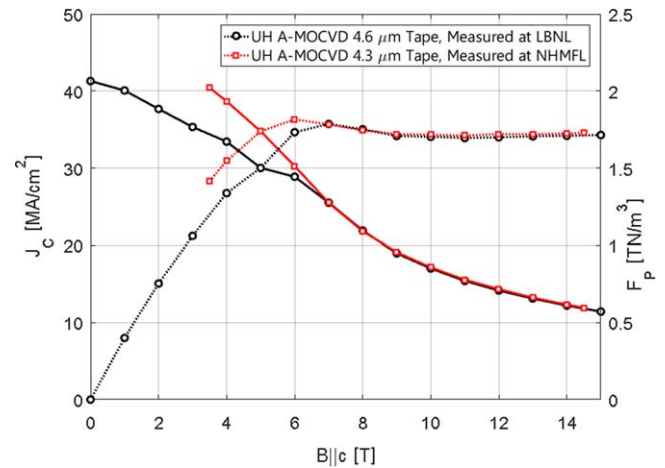


Figure 2. Critical current density (solid lines) and pinning force (dotted line) versus magnetic field applied along the c -axis at 4.2 K.

to grow high performance thick REBCO films with and without dopants [40–42]. Previously, over 1500 A/12 mm critical current was achieved in 4.4 μm thick undoped REBCO on an ion beam assisted deposition MgO/LMO substrate in a single pass deposition using an A-MOCVD system [35].

Recently, we have explored the feasibility of utilizing A-MOCVD for growing thick Zr doped REBCO films optimized for in-field performance at intermediate temperatures (30–50 K) and fields, which is the operating regime of interest for applications such as motors and generators [42]. The results of this study have demonstrated that growth of very thick films without deterioration of J_c or texture is possible even in the presence of high volume density of BaZrO₃ nanorod precipitates. Remarkably, a high critical current density (J_c) of 15.11 MA cm⁻² was achieved in a 4.8 μm thick 15 mol% Zr doped REBCO film, at 30 K, 3 T ($B||c$), deposited in a single pass [42].

In this study, we used the A-MOCVD reactor to explore the possibility of growing very thick films optimized for 4.2 K in-field performance. The main purpose of this study was to investigate whether the A-MOCVD approach of growing very thick films with high J_c is also suitable for low temperature, high-field operation as well as to investigate the limits of thick REBCO films.

Experimental

In this study, REBCO films containing 15 mol% Zr were grown to a thickness over 4 μm. The composition is defined as 0.15 BaZrO₃ + 1.0 (Y, Gd)₁Ba₂Cu₃O_{7-x} + 0.3 ((Y,Gd)₂O₃), with equal amounts of Y and Gd. The thick REBCO film samples were deposited in single pass in the A-MOCVD reactor on 12 mm wide Hastelloy/Al₂O₃/MgO/LaMnO₃ substrates, over a deposition zone length of 30 cm at deposition rate of 0.192 nm min⁻¹. Critical current measurements were performed in a field parallel to c -axis orientation, utilizing the standard 1 μV cm⁻¹ criterion. The samples for I_c measurements were cut

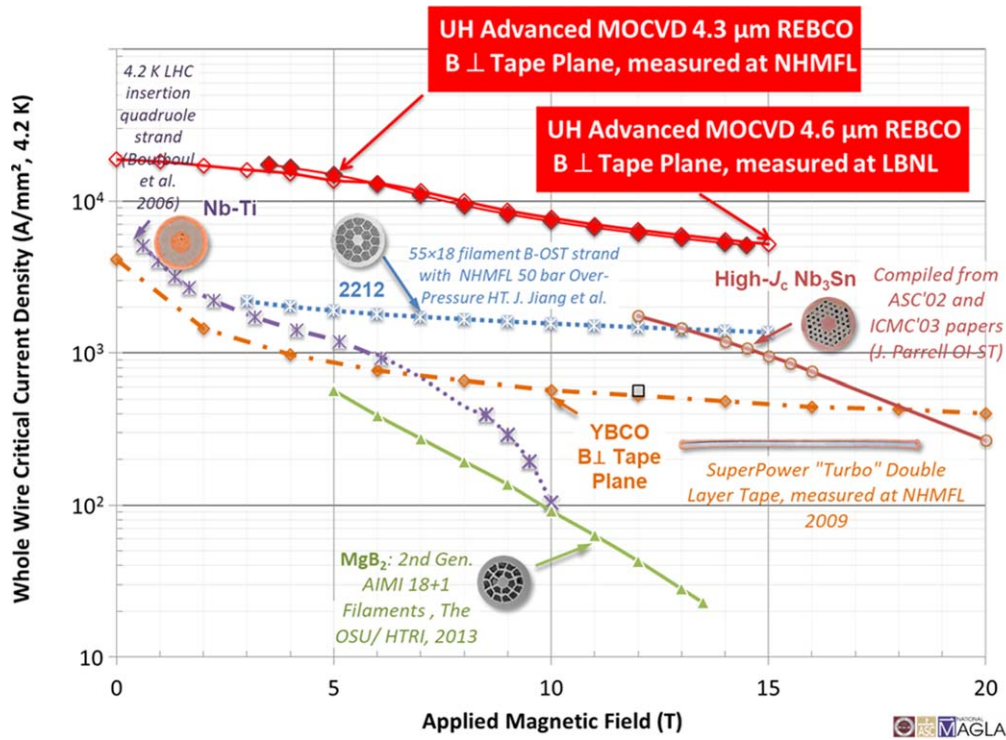


Figure 3. Engineering current density of UH REBCO samples versus magnetic fields along the c -axis at 4.2 K, compared to other superconductor technologies. Reproduced with permission from [44].

4 mm wide and critical current was measured over ~ 1 mm bridge in order to bring the total current to manageable levels for these measurements.

TEM characterization was performed using JEOL 2000FX microscope. Two-dimensional (2D) x-ray diffraction analysis was conducted using a Bruker GADDS system equipped with Vantec 500 detector.

Results and discussion

Two different samples were measured independently at Lawrence Berkeley National Laboratory (LBNL) and the National High Magnetic Field Laboratory (NHMFL) at 4.2 K, in magnetic fields up to 15 T applied along the c -axis. Both samples were of the same nominal composition and 15% Zr addition and were deposited separately in A-MOCVD as two independent samples, resulting thicknesses of 4.6 and 4.3 μm , respectively.

The results are summarized in figure 1 as a function of applied magnetic field parallel to c -axis ($B||c$). Remarkably high critical current values of 2247 and 2119 A/4 mm width have been measured at 4.2 K, 14 T for the two samples. These values are higher by a factor of >2 than the best reported value in 3.2 μm thick, 20 mol% Zr added GdYBCO film processed in three passes using conventional MOCVD and more than five times higher than the commercial HTS tapes reported in a recent study [35, 43].

The corresponding J_c values are 12.21 MA cm $^{-2}$ and 12.32 MA cm $^{-2}$ respectively, as shown in figure 2 with solid

lines. The pinning force (F_p) at 4.2 K, 14 T is 1.7 T N m $^{-3}$, as shown in figure 2 with dashed lines. This value is the same as the highest value reported in a 0.9 μm thick, 15 mol% Zr added GdYBCO film processed in single pass using conventional MOCVD [31]. This is significant in the sense that the same pinning force is achieved in samples with more than a four-fold increase in thickness. The pinning force has a peak at ~ 6 T and becomes near-constant at fields above 9 T. The peak in pinning force correlates well with the estimated matching field of 6.1 T obtained from the area and the nanorod count from plane-view TEM micrographs over >300 nanorods. The alpha value of the $I_c \sim B^{-\alpha}$ dependence is $\alpha = 1.03$ (1.02) at fields above 9 T for the two samples measured at LBNL and NHMFL, respectively.

The very high J_c values achieved directly impact the engineering current density (J_e)—one of the major metrics for most 4.2 K applications. The measured samples were deposited on substrates with Hastelloy and buffer stack thicknesses of 50 μm and 0.2 μm , respectively, ~ 3 μm cap silver layer and ~ 40 μm of surround copper stabilizer. Utilizing these values, the corresponding engineering current density values for the two samples at 4.2 K, 14 T ($B||c$) are 5.48 kA mm $^{-2}$ and 5.13 kA mm $^{-2}$, respectively, which again constitutes more than a two-fold increase compared to the best value of 2.5 kA mm $^{-2}$ reported in the 3.2 μm thick, 20 mol% Zr added GdYBCO film [35]. To put these values on a map, the J_e versus field values of these two samples are plotted against other commercial superconductor technologies available for 4.2 K operation, i.e., on a plot of J_e versus B of various 4.2 K superconductors, as made and maintained by Lee [44]. The




Figure 4. Cross-section (top) and plane-view (bottom) TEM microstructure of the 4.3 μm thick REBCO tape, showing aligned BaZrO_3 nanocolumns growing along the c -axis and interspersed with small RE_2O_3 precipitates. The average BaZrO_3 diameter of both micrographs is 3.7 nm.

results are shown in figure 3. At 15 T, the J_e of the thick film REBCO is over five times higher than the best reported J_e value of Nb_3Sn which is the primary superconductor used now in high-field applications. These results clearly demonstrate the potential of REBCO coated conductors for use in 4.2 K in-field applications.

Figure 4 shows a transmission electron microscopy (TEM) cross-section, as well as plane-view micrographs of the 4.3 μm thick sample, revealing both continuous BZO nanorods and small RE_2O_3 precipitates attached to the nanorods. The average BZO nanorod diameter determined from both cross-section and plane-view micrographs is 3.7 nm. A high density of vertically-aligned BZO nanorods along the c -axis and the presence of RE_2O_3 precipitates along

the ab plane have been observed as homogeneously distributed over the whole film cross-section, with the selected micrographs being representative of the entire areas examined by TEM. We attribute such a uniform and continuous growth of BZO nanorods along the c -axis, without any interruption from RE_2O_3 precipitates over the entire 4.3 μm of thickness, to the high level of temperature and flow control in A-MOCVD [40–42]. This finding is different from that of the 3.2 μm thick 20 mol% Zr added GdYBCO film made in three passes by conventional MOCVD by our group, in which the length of the BZO nanorod was found to be reduced with increasing REBCO layer thickness and a low density of thick and short BZO nanorods was observed at the 100–200 nm interface between two passes [35].

Figure 5 shows a 2D x-ray diffraction (XRD) pattern of the 4.3 μm thick REBCO film. The sample is tilted by $\sim 23^\circ$ in order to capture the REBCO 103 and BZO 101 peaks, and the spacing between peaks is near-linear in terms of reciprocal space vectors q_a and q_c . The sample reveals very sharp c -axis oriented REBCO peaks (00L and 10L series) indicating a very good out-of-plane texture. The pattern also reveals BZO 101 and RE_2O_3 004 and 222 peaks, indicating the presence of BZO nanorods and RE_2O_3 precipitates respectively in the REBCO matrix. The streaking of the BZO 101 peak is not in a constant 2θ direction but rather has a component perpendicular to the 00L direction, indicating small diameter nanorods [41]. Film thickness can also be estimated from the intensity of Hastelloy substrate rings, as was discussed in [35, 41, 42], which is almost negligible here, indicating a very thick REBCO film.

Summary

An A-MOCVD reactor has been used to deposit over 4 μm thick, 15 mol% Zr doped (Gd,Y)BaCuO tapes in a single pass, with fine, continuous BaZrO_3 nanocolumns and sharp texture. Critical currents of these samples have been measured at low temperature and high fields at LBNL and NHMFL. Remarkably high critical currents of 2247 A/4 mm and 2119 A/12 mm have been obtained at 4.2 K, in a magnetic field of 14 T ($B\parallel c$), which are approximately a factor of two higher than the best value reported in the literature. High critical current density of over 12 MA cm^{-2} and pinning force of 1.7 T N m^{-3} have been achieved. The engineering current density (J_e) value (considering a typical 40 μm thick copper stabilizer) of over 5 kA mm^{-2} has been achieved at 4.2 K, 14 T ($B\parallel c$) which is more than five times higher than Nb_3Sn and nearly four times higher than the highest reported value of all superconductors other than REBCO at this field and temperature. Such a remarkable performance reveals potential for the HTS technology to be utilized in future magnets for various applications requiring 4.2 K operating temperature and very high fields.




Figure 5. 2D-XRD pattern of the 4.3 μm thick REBCO tape, revealing the sharp out-of-plane texture of the REBCO phase. The BZO (101) peak is streaking in the direction perpendicular to the nanorod length indicating a small nanorod diameter.

Acknowledgments

This work was funded in part by the US Department Energy Office of Science award DE-SC0016220. The measurement at LBNL was supported by the Director, Office of Science, Office of High Energy Physics, and Office of Fusion Energy Sciences, of the US Department of Energy under Contract No. DEAC02-05CH11231. A portion of this work was performed at the National High Magnetic Field Laboratory, which is supported by National Science Foundation Cooperative Agreement No. DMR-1644779 and the State of Florida.

ORCID iDs

Goran Majkic  <https://orcid.org/0000-0003-0168-0856>
Xiaorong Wang  <https://orcid.org/0000-0001-7065-8615>

References

- [1] Fietz W H *et al* 2013 Prospects of high temperature superconductors for fusion magnets and power applications *Fusion Eng. Des.* **88** 440–5
- [2] Bruzzone P *et al* 2017 High temperature superconductors for fusion at the Swiss Plasma Center *Nucl. Fusion* **57** 085002
- [3] Gupta R *et al* 2015 Hybrid high-field cosine-theta accelerator magnet R&D with second-generation HTS *IEEE Trans. Appl. Supercond.* **25** 4003704
- [4] Lloberas J *et al* 2014 A review of high temperature superconductors for offshore wind power synchronous generators *Renew. Sust. Energy Rev.* **38** 404–14
- [5] Ma G *et al* 2017 Experiment and simulation of REBCO conductor coils for an HTS linear synchronous motor *IEEE Trans. Appl. Supercond.* **27** 5201805
- [6] Moon H *et al* 2016 An introduction to the design and fabrication progress of a megawatt class 2G HTS motor for the ship propulsion application *Supercond. Sci. Technol.* **29** 034009
- [7] Zhu J *et al* 2015 Experimental demonstration and application planning of high temperature superconducting energy storage system for renewable power grids *Appl. Energy* **137** 692–8
- [8] Miyazaki H *et al* 2016 Design of a conduction-cooled 9.4 T REBCO magnet for whole-body MRI systems *Supercond. Sci. Technol.* **29** 104001
- [9] Yokoyama S *et al* 2017 Research and development of the high stable magnetic field REBCO coil system fundamental technology for MRI *IEEE Trans. Appl. Supercond.* **27** 4400604
- [10] Jin Jian X *et al* 2014 Enabling high-temperature superconducting technologies toward practical applications *IEEE Trans. Appl. Supercond.* **24** 5400712
- [11] Weijers Hubertus W *et al* 2016 Progress in the development and construction of a 32 T superconducting magnet *IEEE Trans. Appl. Supercond.* **26** 4300807
- [12] Yoon S *et al* 2016 26 T 35 mm all-GdBa₂Cu₃O_{7-x} multi-width no-insulation superconducting magnet *Supercond. Sci. Technol.* **29** 04LT04
- [13] Iwasa Y and Seungyong H 2013 First-cut design of an all-superconducting 100 T direct current magnet *Appl. Phys. Lett.* **103** 253507
- [14] Hahn S 2017 Mini magnet packs world-record, one-two punch <https://nationalmaglab.org/news-events/news/mini-magnet-packs-world-record-punch>
- [15] Kar S *et al* 2018 J_c (4.2 K, 15 T) beyond 450 A mm⁻² at 15 mm bend radius with REBCO Symmetric Tape Round (STAR) wire: a prospective candidate for future accelerator magnet applications *Supercond. Sci. Technol.* **31** 04LT01
- [16] Luo W *et al* 2017 Fabrication and electromagnetic characterization of ultra-small diameter REBCO wires *IEEE Trans. Appl. Supercond.* **27** 6602705
- [17] Mulder T *et al* 2018 Development of ReBCO-CORC wires with current densities of 400–600 A mm⁻² at 10 T and 4.2 K *IEEE Trans. Appl. Supercond.* **28** 4800504
- [18] Wang X *et al* 2018 A viable dipole magnet concept with REBCO CORC[®] wires and further development needs for high-field magnet applications *Supercond. Sci. Technol.* **31** 045007

- [19] MacManus-Driscoll J L *et al* 2004 Strongly enhanced current densities in superconducting coated conductors of $\text{YBa}_2\text{Cu}_3\text{O}_{7-x} + \text{BaZrO}_3$ *Nat. Mater.* **3** 439
- [20] Matsumoto K and Mele P 2009 Artificial pinning center technology to enhance vortex pinning in YBCO coated conductors *Supercond. Sci. Technol.* **23** 014001
- [21] Yamada Y *et al* 2005 Epitaxial nanostructure and defects effective for pinning in Y(RE) $\text{Ba}_2\text{Cu}_3\text{O}_{7-x}$ coated conductors *Appl. Phys. Lett.* **87** 132502
- [22] Selvamanickam V *et al* 2009 Influence of Zr and Ce doping on electromagnetic properties of (Gd,Y)–Ba–Cu–O superconducting tapes fabricated by metal organic chemical vapor deposition *Physica C* **469** 2037–43
- [23] Varanasi C V *et al* 2008 Thick $\text{YBa}_2\text{Cu}_3\text{O}_{7-x} + \text{BaSnO}_3$ films with enhanced critical current density at high magnetic fields *Appl. Phys. Lett.* **93** 092501
- [24] Tobita H *et al* 2012 Fabrication of BaHfO_3 doped $\text{Gd}_1\text{Ba}_2\text{Cu}_3\text{O}_{7-\delta}$ coated conductors with the high I_c of $85 \text{ A cm}^{-1} \text{ w}^{-1}$ under 3 T at liquid nitrogen temperature (77 K) *Supercond. Sci. Technol.* **25** 062002
- [25] Harrington S A *et al* 2008 Self-assembled, rare earth tantalate pyrochlore nanoparticles for superior flux pinning in $\text{YBa}_2\text{Cu}_3\text{O}_{7-\delta}$ films *Supercond. Sci. Technol.* **22** 022001
- [26] Chen Y *et al* 2009 Enhanced flux pinning by BaZrO_3 and $(\text{Gd},\text{Y})_2\text{O}_3$ nanostructures in metal organic chemical vapor deposited GdYBCO high temperature superconductor tapes *Appl. Phys. Lett.* **94** 062513
- [27] Song X *et al* 2006 Evidence for strong flux pinning by small, dense nanoprecipitates in a Sm-doped $\text{YBa}_2\text{Cu}_3\text{O}_{7-\delta}$ coated conductor *Appl. Phys. Lett.* **881** 212508
- [28] Mele P *et al* 2014 High pinning performance of $\text{YBa}_2\text{Cu}_3\text{O}_{7-x}$ films added with Y_2O_3 nanoparticulate defects *Supercond. Sci. Technol.* **28** 024002
- [29] Xu A *et al* 2015 Broad temperature range study of J_c and H_{irr} anisotropy in $\text{YBa}_2\text{Cu}_3\text{O}_x$ thin films containing either Y_2O_3 nanoparticles or stacking faults *Appl. Phys. Lett.* **106** 052603
- [30] Xu A *et al* 2012 Role of weak uncorrelated pinning introduced by BaZrO_3 nanorods at low-temperature in (Y, Gd) $\text{Ba}_2\text{Cu}_3\text{O}_x$ thin films *Phys. Rev. B* **861** 115416
- [31] Xu A *et al* 2014 Strongly enhanced vortex pinning from 4 to 77 K in magnetic fields up to 31 T in 15 mol% Zr-added (Gd, Y)–Ba–Cu–O superconducting tapes *APL Mater.* **2** 046111
- [32] Miura S *et al* 2016 Improvement in J_c performance below liquid nitrogen temperature for $\text{SmBa}_2\text{Cu}_3\text{O}_y$ superconducting films with BaHfO_3 nano-rods controlled by low-temperature growth *APL Mater.* **4** 016102
- [33] Iijima Y *et al* 2017 BMO-doped REBCO-coated conductors for uniform in-field I_c by hot-wall PLD process using IBAD template *IEEE. Trans. Appl. Supercond.* **27** 6602804
- [34] Awaji S *et al* 2012 Flux pinning properties of correlated pinning at low temperatures in ErBCO films with inclined columnar defects *J. Appl. Phys.* **111** 013914
- [35] Xu A *et al* 2017 J_c (4.2 K, 31.2 T) beyond 1 kA mm^{-2} of a $\sim 3.2 \mu\text{m}$ thick, 20 mol% Zr-added MOCVD REBCO coated conductor *Sci. Rep.* **7** 6853
- [36] Takahashi K *et al* 2006 Investigation of thick PLD-GdBCO and ZrO_2 doped GdBCO coated conductors with high critical current on PLD- CeO_2 capped IBAD-GZO substrate tapes *Supercond. Sci. Technol.* **19** 924
- [37] Emergo R L S *et al* 2004 Thickness dependence of superconducting critical current density in vicinal $\text{YBa}_2\text{Cu}_3\text{O}_{7-\delta}$ thick films *Appl. Phys. Lett.* **85** 618–20
- [38] Ibi A *et al* 2005 Investigations of thick YBCO coated conductor with high critical current using IBAD-PLD method *Physica C* **426** 910–4
- [39] Selvamanickam V *et al* 2015 Critical current density above 15 MA cm^{-2} at 30 K, 3 T in $2.2 \mu\text{m}$ thick heavily-doped (Gd,Y) $\text{Ba}_2\text{Cu}_3\text{O}_x$ superconductor tapes *Supercond. Sci. Technol.* **28** 072002
- [40] Goran M, Galstyan E and Selvamanickam V 2015 High performance 2G-HTS wire using a novel MOCVD system *IEEE Trans. Appl. Supercond.* **25** 6605304
- [41] Goran M *et al* 2017 Engineering of nanorods for superior in field performance of 2G-HTS conductor utilizing advanced MOCVD reactor *IEEE Trans. Appl. Supercond.* **27** 6602605
- [42] Goran M *et al* 2018 Over 15 MA cm^{-2} of critical current density in $4.8 \mu\text{m}$ thick, Zr-doped (Gd, Y) $\text{Ba}_2\text{Cu}_3\text{O}_x$ superconductor at 30 K, 3 T *Sci. Rep.* **8** 6982
- [43] Tsuchiya K *et al* 2017 Critical current measurement of commercial REBCO conductors at 4.2 K *Cryogenics* **85** 1–7
- [44] Lee P 2018 Comparisons of critical and engineering current densities for superconductors available in long lengths <https://nationalmaglab.org/magnet-development/applied-superconductivity-center/plots>