

SHORT REPORT

Open Access



Enhancement of *Aedes albopictus* collections by ovitrap and sticky adult trap

Enkelejda Velo^{1*}, Perparim Kadriaj¹, Kujtim Mersini², Ada Shukullari³, Blerta Manxhari³, Artan Simaku¹, Adrian Hoxha¹, Beniamino Caputo⁴, Luca Bolzoni⁵, Roberto Rosà⁶, Silvia Bino¹, Paul Reiter⁷ and Alessandra della Torre⁴

Abstract

Background: In the last decades, *Aedes albopictus* has become an increasing public health threat in tropical as well as in more recently invaded temperate areas due to its capacity to transmit several human arboviruses, among which Dengue, Chikungunya and Zika. Enhancing the efficiency of currently used collection approaches, such as ovitraps and sticky traps, is desirable for optimal monitoring of the species abundance, for assessment of the risk of arbovirus transmission and for the optimisation of control activities.

Findings: Two sets of 4 × 4 Latin-square experiments were carried out in Tirana (Albania) to test whether modifications in ovitrap shape and size and in oviposition substrate would increase collections of *Ae. albopictus* eggs and whether hay-infusion would increase adult catches by sticky trap. Generalized Linear Mixed Models with negative binomial error distribution were carried out to analyse the data. Cylindrical ovitraps lined with germination paper yielded significantly higher egg catches than those exploiting either the (commonly used) wooden paddles or floating polystyrene blocks as oviposition substrates. No difference was observed between cylindrical and conical shaped ovitraps. Ovitrap and sticky traps baited with hay infusion yielded significantly higher egg and adult catches than un-baited ones. A significant relationship between ovitrap and sticky trap catches was observed both in the absence and in the presence of attractants, with ovitrap catches increasing more than sticky trap catches at increasing adult female densities.

Conclusions: This study provides grounds for optimisation of ovitraps and sticky traps as monitoring tools for *Ae. albopictus* by (i) supporting use of germination paper as most appropriate oviposition substrate; (ii) suggesting the possible use of stackable conical ovitraps for large scale monitoring; (iii) confirming the use of hay-infusion to increase egg catches in ovitraps, and showing that hay-infusion also significant increases adult catches by sticky traps.

Keywords: Mosquito monitoring, Mosquito surveillance, *Aedes*, Ovitrap, Sticky trap, Hay-infusion, Albania, Europe

Background

Aedes albopictus is the mosquito species which has been capable of the widest geographical expansion thus becoming a public health threat in tropical as well as in more recently invaded temperate areas due to its capacity to transmit several human arboviruses, among which Dengue, Chikungunya and Zika [1, 2].

Surveillance and monitoring of the species is thus an instrumental activity to be carried out to prevent infestation

of new areas, to assess the risk of arbovirus transmission and to optimize control activities. Ovitrap is the simplest and most widely used monitoring device for *Ae. albopictus*, as well as of other container-breeding species such as *Aedes aegypti*, the major vector of yellow fever, dengue and Zika [3]. Ovitrap is a small black plastic vessel mimicking the preferred breeding site for the species, i.e., tree-holes, rock-holes and other small natural containers in its original habitat in south-east Asia, and small man-made containers in more recently colonized urban environments [4]. The vessel is partly filled with water and either contains a wood or masonite rough paddle standing in the water or has the internal

* Correspondence: keladikolli@yahoo.com

¹Control of Infectious Diseases Department, Institute of Public Health, Tirana, Albania

Full list of author information is available at the end of the article



walls lined with seed germination paper for females to lay eggs. Mosquito presence and abundance is indirectly estimated by counting eggs laid on the paddle or on the germination paper. Baiting ovitrap with hay-infusion has been shown to increase *Ae. albopictus* egg catches [5–11]. A more direct approach to monitor the same fraction of *Ae. albopictus* population monitored by ovitrap (i.e. ovipositing females) is represented by sticky traps, which basically are ovitraps whose internal walls, or some internal additional structures, are lined with adhesive films to which the mosquitoes approaching the traps remained stuck [12, 13].

The aims of this study were to test under field conditions whether (i) some small modifications in shape and size and oviposition substrate could increase *Ae. albopictus* ovitrap-catches; (ii) hay-infusion could increase sticky trap catches, as already shown for ovitraps; and (iii) ovitrap and sticky traps baited with hay-infusion maintain the correlation shown to occur in the absence of the infusion [13].

Methods

Collection methods

Ovitraps (Ov) and Sticky traps (ST [13]) were used to collect *Ae. albopictus* eggs and adults, respectively. Two shapes of black plastic ovitrap were tested: Ov-A, a cylindrical vessel, 9 cm high, 11 cm in diameter with an overflow hole at 7 cm from the base, and Ov-B, a truncated cone (12 cm high; 6 cm lower diameter; 8 cm upper diameter; overflow hole at 9 cm from the base). Three types of oviposition substrates were provided to Ov-A: heavy-weight seed germination paper lining the internal walls (Ov-A1); a floating block of white polystyrene (5 × 5 × 2.5 cm; Ov-A2), and a wooden paddle (12.5 × 2.5 cm) with one rough side (Ov-A3 and Ov-B).

Experiment 1

Oviposition rates in Ov-A1, Ov-A2, Ov-A3 and Ov-B were compared in 4 × 4 Latin-square experiments carried for 20 weeks from June to October 2011 in nine suburban sites (located at >500 m from each other) within a 2.25 ha area in Tirana in Albania, the first country in a Europe to be infested [14]. In each experimental site, the four ovitrap types were located in shaded sites at the corners of a 50 m-square area and rotated clockwise on a weekly basis, so that each trap was in the same position every four weeks. Egg counting was carried out under a stereomicroscope in the lab.

Experiment 2

The collection capacity of Ov-A1 and ST either baited or not with hay-infusion (60 g hay in 10 l of water fermented in open buckets at room temperature for one week) was assessed by Latin-square experiments carried

out in July-August 2011 in 20 suburban sites in Tirana (located at >500 m from the each other). In each site, the four traps (Ov-A1 and ST with clean water and Ov-A1 and ST with hay-infusion) were located in shaded positions at the corners of a 50 m-square area and rotated clockwise on a weekly basis for four weeks. Eggs were counted as in Experiment 1. Adults collected by sticky traps were counted and morphologically identified [15].

Statistical analysis

Generalized Linear Mixed Models (GLMM) with negative binomial error distribution were carried out to analyse the data. For Experiment 1, the model response variable were egg catches and the explanatory variable was ovitrap type. For Experiment 2, the model response variables were egg and adult female catches for Ov-A1 and ST, respectively, while the explanatory variable was presence/absence of hay-infusion (treatment). In both GLMMs Julian day of collection and site were included as random crossed effects. Since likelihood ratio test (LRT) carried out to compare models either including or not the random effects showed that the role of crossed random effects was highly significant (P -value of LRT < 10^{-6}), these were included in the best models for both experiments.

Correlations between Ov-A1 and ST weekly catches and between averaged catches over the four week-long Experiment 2 were assessed by Kendall's rank test. Moreover, after checking for the normality of error distribution (Shapiro-Wilkxon normality tests, Ov-A1: $W = 0.962$, $P = 0.201$; ST: $W = 0.988$, $P = 0.949$), a standardized major axis regression (SMA) was used as in [13] to assess the relationship between means of log-transformed catches of Ov-A1 and ST in each site over the four weeks and to test whether this relationship was affected by hay-infusion. Specifically, SMA was preferred to a classical linear regression since sampling errors were expected to occur both for Ov-A1 and ST trap catches [16]. Analyses were carried out using R version 3.2.0, with "glmmADMB" and "smatr" packages.

Results and discussion

Overall, 104,143 *Ae. albopictus* eggs were collected in Experiment 1 and 19,541 eggs, 830 adult females and 71 males were collected in Experiment 2 (Table 1). No adult specimens belonging to other *Aedes* spp. were collected, confirming the exclusive presence of *Ae. albopictus* as a container-breeding mosquito in the area.

Results of the GLMM analysis of the data from Experiment 1 showed that cylindrical ovitraps lined with germination paper yielded significantly higher egg catches than those exploiting as oviposition substrate either the (commonly used) paddles or a floating polystyrene block

Table 1 Mean number ± standard deviation of *Aedes albopictus* eggs/ovitraps/day and adult females/sticky trap/day during the 4-week sampling carried out in Tirana (Albania) in 2011

		Week				Total
		1	2	3	4	
No. of eggs per ovitraps	H ₂ O	18.0 ± 32.2	51.4 ± 20.6	59.7 ± 66.9	28.7 ± 34.4	6,312
	H ₂ O + Hinf	62.3 ± 74.3	72.0 ± 68.0	98.3 ± 98.3	103.4 ± 107.2	13,209
No. of females per sticky trap	H ₂ O	2.1 ± 2.2	2.1 ± 2.1	2.3 ± 2.3	2.8 ± 2.6	368
	H ₂ O + Hinf	2.4 ± 2.5	2.9 ± 3.6	3.5 ± 2.7	2.7 ± 2.4	462

H₂O: only water; H₂O + Hinf water + hay-infusion

(Fig. 1, Table 2). Noteworthy, germination paper is already routinely used in the USA [17] and presents several practical advantages over the other oviposition substrates: (i) eggs are evenly distributed and easier to count; (ii) cleaning of the ovitraps internal wall is not required to avoid eggs sticking to these to hatch after the weekly substitution of either paddles or polystyrene blocks; and (iii) dry germination paper sheets can be labelled prior to use and can be easily folded and packed without risking to loose attached eggs during transportation. Results also showed no difference between cylindrical and conical shaped ovitraps (Table 2), which allows to

propose the use of conical ovitraps particularly in large-scale monitoring schemes, when transportation of high numbers of traps is needed and the possibility to stack conical ovitraps can be highly convenient. However, it is important to highlight that higher evaporation in conical ovitraps could represent a problem under extreme heat conditions (which were not experienced in Tirana, where weekly mean temperature during the experiments never exceeded 27.3 °C).

Results of the GLMM analysis of the data from Experiment 2 showed that ovitraps and STs baited with hay-infusion yielded significantly higher egg and adult female catches than un-baited ones (109 and 26 %, respectively; Fig. 2, Table 3). Although the attractive response of hay-infusion has been demonstrated since several years first for *Ae. aegypti* [18] and later for other mosquito species including *Ae. albopictus* [5–11], the present results show, to the best of our knowledge, for the first time that hay-infusion also increases adult female-catches by sticky traps in the field, an effect so far shown under laboratory conditions only [19].

A significant correlation between mean egg catches/Ov-A1 and adult female catches/ST was observed over the four week period (Kendall’s Tau = 0.364, *P* < 0.001), although no significant correlation was observed between weekly catches in Ov-A1 and ST (Kendall’s Tau = 0.065,

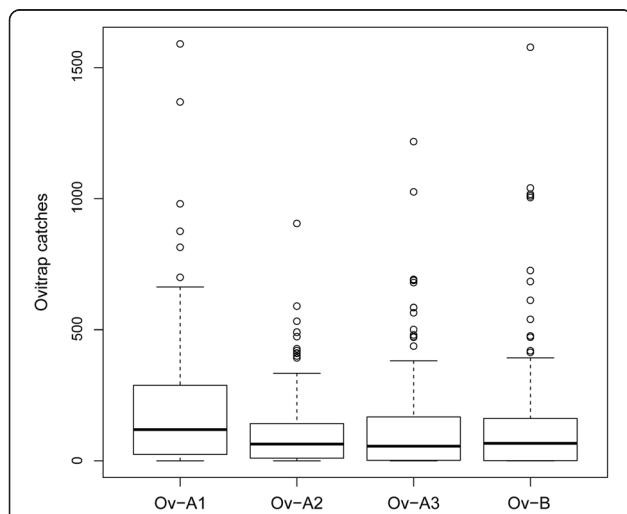
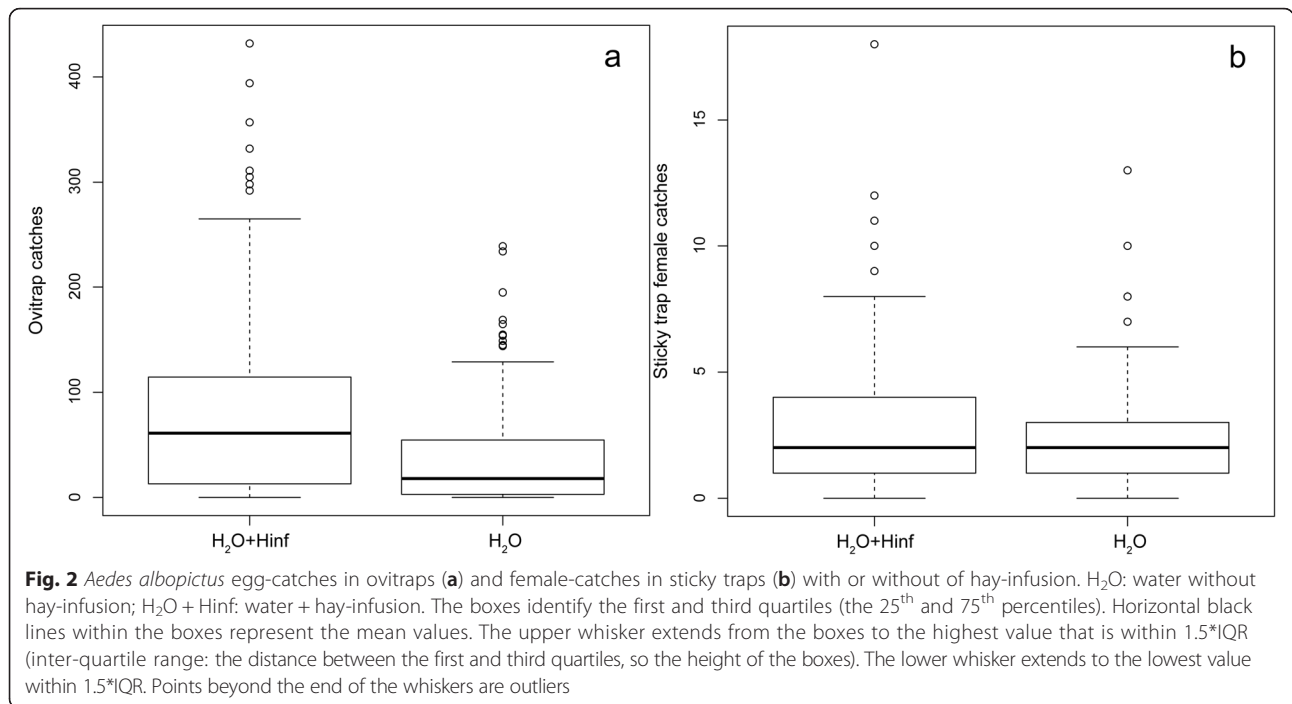


Fig. 1 *Aedes albopictus* egg-catches in four ovitraps differing by shape and/or oviposition substrate. Ov-A1: cylindrical ovitraps lined with either heavyweight seed germination paper; Ov-A2: cylindrical ovitraps equipped with a floating white block of polystyrene; Ov-A3: cylindrical ovitraps equipped with a wooden paddle; Ov-B: conical ovitraps equipped with a wooden paddle. The boxes identify the first and third quartiles (the 25th and 75th percentiles). Horizontal black lines within the boxes represent the mean values. The upper whisker extends from the boxes to the highest value that is within 1.5*IQR (inter-quartile range: the distance between the first and third quartiles, so the height of the boxes). The lower whisker extends to the lowest value within 1.5*IQR. Points beyond the end of the whiskers are outliers

Table 2 Generalized Linear Mixed Model of *Aedes albopictus* egg catches by different types of ovitraps

Variable	Estimate	Standard Error	Z-value	P-value
Intercept	4.681	0.459	10.19	< 0.0001
Ov-A2	-0.713	0.145	-4.93	< 0.0001
Ov-A3	-0.791	0.145	-5.45	< 0.0001
Ov-B	-0.696	0.148	-4.69	< 0.0001

For each model coefficient estimates, their standard errors, Wald Z-statistic and associated P-values are reported. Ov-A1: cylindrical ovitraps lined with either heavyweight seed germination paper (taken as reference level); Ov-A2: cylindrical ovitraps equipped with a floating white block of polystyrene; Ov-A3: cylindrical ovitraps equipped with a wooden paddle; Ov-B: conical ovitraps equipped with a wooden paddle. Number of observations 725; number of weeks = 22



$P > 0.05$), probably due to the high daily variability in trap catches. However, SMA regression revealed a positive relationship between ST and Ov-A1 means of log-transformed catches per site (regression slope on log-scale = 2.92, CI = 2.23–3.83, $P < 0.001$; Fig. 3). The SMA regression did not detect differences in regression slopes between traps with or without hay-infusion ($P > 0.05$), indicating that the significant relationship between ovitrap and ST catches already shown in the absence of attractants [13] is maintained also in the presence of hay-infusion. Moreover, the slope of the SMA regression was > 1 , suggesting that, proportionally, Ov-A1 trap catches increase more (around twenty-fold) than ST trap catches at increasing adult female population densities.

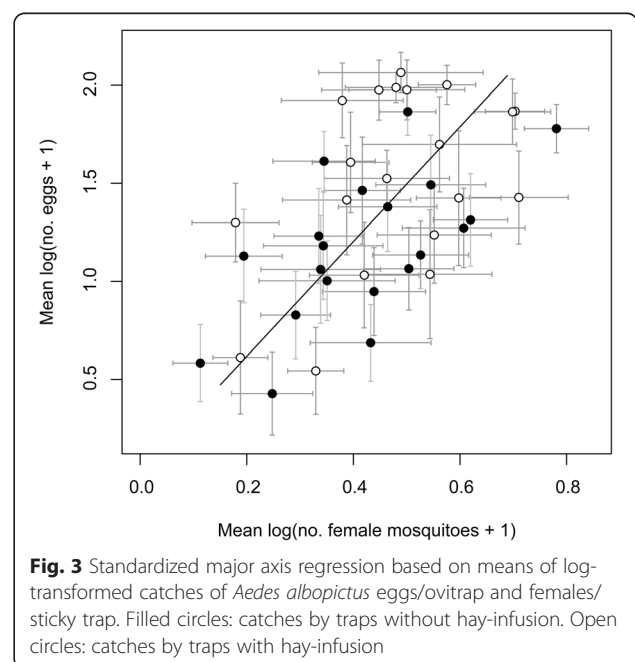
Overall, our results provide grounds for optimisation of ovitrap and sticky traps as monitoring tools for *Ae.*

Table 3 GLMMs for numbers of *Aedes albopictus* eggs (response variable for ovitrap model) and adult females (response variable for sticky trap model) collected with or without hay-infusion

GLMM	Variable	Estimate	Standard Error	Z-value	P-value
Ovitrap model	Intercept	4.262	0.221	16.62	< 0.0001
	H ₂ O	-0.863	0.151	-5.72	< 0.0001
Sticky trap model	Intercept	0.966	0.139	6.96	< 0.0001
	H ₂ O	-0.227	0.102	-2.22	0.026

For each model coefficient estimates, their standard errors, Wald Z-statistic and associated P-values are reported. H₂O + Hinf: water + hay-infusion (taken as reference level); H₂O: water without hay-infusion. Number of observations = 320; number of weeks = 4

albopictus, by (i) supporting the use of germination paper as most appropriate oviposition substrate; (ii) suggesting the possible use of stackable conical ovi-traps; and (iii) confirming the use of hay-infusion to increase egg-catches in ovitrap, and showing that this attractiveness also significant increases adult catches by sticky traps.



Competing interests

The authors declare that they have no competing interests.

Authors' contributions

PR, EV, KM, BC, SB contributed in the study design; PK, ASH, BM, EV, AH performed the data collection. LB, RR, AS, BC, EV analysed the data. ADT, EV, KM, PR, LB, RR drafted the manuscript. All authors read and approved the final version of the manuscript.

Acknowledgements

The authors are grateful to Francis Schaffner, who provides the cylindrical vessel of black plastic container to perform the experiments and to Erion Muhaxhiri for technical assistance. This work has been funded by Institute of Public Health, Tirana and the EU grant FP7-261504 EDENext, and is catalogued by the EDENext Steering Committee as EDENext343. The contents of this publication are the sole responsibility of the authors and do not necessarily reflect the views of the European Commission. RR was partially funded by the Autonomous Province of Trento (Italy), Research funds for Grandi Progetti, Project LExEM (Laboratory of excellence for epidemiology and modelling; <http://www.lexem.eu>).

Author details

¹Control of Infectious Diseases Department, Institute of Public Health, Tirana, Albania. ²National Veterinary Epidemiology Unit, Food Safety and Veterinary Institute, Tirana, Albania. ³Department of Biology, Faculty of Natural Sciences, Tirana, Albania. ⁴Dipartimento di Sanità Pubblica e Malattie Infettive, Università di Roma "Sapienza", Rome, Italy. ⁵Istituto Zooprofilattico Sperimentale della Lombardia e dell'Emilia Romagna, Parma, Italy. ⁶Dipartimento di Biodiversità ed Ecologia Molecolare, Centro Ricerca e Innovazione, Fondazione Edmund Mach, San Michele all'Adige, Trento, Italy. ⁷Insects and Infectious Disease Unit, Institute Pasteur, Paris, France.

Received: 18 March 2016 Accepted: 7 April 2016

Published online: 21 April 2016

References

- Medlock JM, Hansford KM, Schaffner F, Versteirt V, Hendrickx G, Zeller H, Van Bortel W. A review of the invasive mosquitoes in Europe: ecology, public health risks, and control options. *Vector Borne Zoonotic Dis.* 2012;12:435.
- Schaffner F, Medlock JM, Van Bortel W. Public health significance of invasive mosquitoes in Europe. *Clin Microbiol Infect.* 2013;19:685.
- Schaffner F, Bellini R, Petric D, Scholte E-J, Zeller H, Marrama RL. Development of guidelines for the surveillance of invasive mosquitoes in Europe. *Parasit Vectors.* 2013;6:209.
- Hawley WA. The biology of *Aedes albopictus*. *J Am Mosq Control Assoc.* 1988;Suppl 1:1–39.
- Allan SA, Kline DL. Evaluation of organic infusions and synthetic compounds mediating oviposition in *Aedes albopictus* and *Aedes aegypti* (Diptera: Culicidae). *J Chem Ecol.* 1995;21:1847.
- Santana AL, Roque RA, Eiras AE. Characteristics of grass infusions as oviposition attractants to *Aedes (Stegomyia)* (Diptera: Culicidae). *J Med Entomol.* 2006;43:214.
- Burkett-Cadena ND, Mullen GR. Field comparison of Bermuda-hay infusion to infusions of emergent aquatic vegetation for collecting female mosquitoes. *J Am Mosq Control Assoc.* 2007;23:117.
- Obenauer PJ, Kaufman PE, Allan SA, Kline DL. Infusion-baited ovitraps to survey ovipositional height preferences of container-inhabiting mosquitoes in two Florida habitats. *J Med Entomol.* 2009;46:1507.
- Obenauer PJ, Allan SA, Kaufman PE. *Aedes albopictus* (Diptera: Culicidae) oviposition response to organic infusions from common flora of suburban Florida. *J Vector Ecol.* 2010;35:301.
- Ponnusamy L, Xu N, Boroczky K, Wesson DM, Abu Ayyash L, Schal C, Apperson CS. Oviposition responses of the mosquitoes *Aedes aegypti* and *Aedes albopictus* to experimental plant infusions in laboratory bioassays. *J Chem Ecol.* 2010;36:709.
- Gopalakrishnan R, Das M, Baruah I, Veer V, Dutta P. Studies on the ovitraps baited with hay and leaf infusions for the surveillance of dengue vector, *Aedes albopictus*, in northeastern India. *Trop Biomed.* 2012;29:598.
- Ritchie SA, Long S, Hart A, Webb CE, Russell RC. An adulticidal sticky ovitrap for sampling container-breeding mosquitoes. *J Mosq Control Assoc.* 2003;19:235.
- Facchinelli L, Valerio L, Pombi M, Reiter P, Costantini C, della Torre A. Development of a novel sticky trap for container-breeding mosquitoes and evaluation of its sampling properties to monitor urban populations of *Aedes albopictus*. *Med Vet Entomol.* 2007;21:183.
- Adhami J, Reiter P. Introduction and establishment of *Aedes (Stegomyia) albopictus* Skuse (Diptera: Culicidae) in Albania. *J Am Mosq Control Assoc.* 1998;14:340.
- Schaffner F, Angel G, Geoffroy B, Hervy JP, Rhaïem A, et al. [Les moustiques d'Europe] The mosquitoes of Europe. CD-ROM. Montpellier, France: Institut de Recherche pour le Développement/EID Méditerranée; 2001.
- Sokal RR, Rohlf JF. *Biometry*. 3rd ed. New York: WH Freeman; 1995. p. 686.
- Fonseca DM, Unlu I, Crepeau T, Farajollahi A, Healy SP, Bartlett-Healy K, Strickman D, Gaugler R, Hamilton G, Kline D, Clark GG. Area-wide management of *Aedes albopictus*. Part 2: gauging the efficacy of traditional integrated pest control measures against urban container mosquitoes. *Pest Manag Sci.* 2013;69(12):1351.
- Reiter P, Amador MA, Colon N. Enhancement of the CDC ovitrap with hay infusions for daily monitoring of *Aedes aegypti* populations. *J Am Mosq Control Assoc.* 1991;7:52.
- Zhang LY, Lei CL. Evaluation of sticky ovitraps for the surveillance of *Aedes (Stegomyia) albopictus* (Skuse) and the screening of oviposition attractants from organic infusions. *Ann Trop Med Parasitol.* 2008;102:399.

Submit your next manuscript to BioMed Central and we will help you at every step:

- We accept pre-submission inquiries
- Our selector tool helps you to find the most relevant journal
- We provide round the clock customer support
- Convenient online submission
- Thorough peer review
- Inclusion in PubMed and all major indexing services
- Maximum visibility for your research

Submit your manuscript at
www.biomedcentral.com/submit

