

This work has been submitted to **NECTAR**, the **Northampton Electronic Collection of Theses and Research**.

Article

Title: Enhancing BER performance limit of BCH and RS codes using multipath diversity

Creators: Al Barrak, A., Al-Sherbaz, A., Kanakis, T. and Crockett, R. G. M.

DOI: [10.3390/computers6020021](https://doi.org/10.3390/computers6020021)

Example citation: Al Barrak, A., Al-Sherbaz, A., Kanakis, T. and Crockett, R. G. M. (2017) Enhancing BER performance limit of BCH and RS codes using multipath diversity. *Computers*. **6**(2) 2073-431X.

It is advisable to refer to the [publisher's version](#) if you intend to cite from this work.

Version: Published version

Official URL: <http://www.mdpi.com/2073-431X/6/2/21>

Note:



This work is licensed under a [Creative Commons Attribution 4.0 International License](#).

<http://nectar.northampton.ac.uk/9609/>



Article

Enhancing BER Performance Limit of BCH and RS Codes Using Multipath Diversity [†]

Alyaa Al-Barrak ^{1,2,*}, Ali Al-Sherbaz ¹, Triantafyllos Kanakis ¹ and Robin Crockett ³

¹ Department of Computing & Immersive Technologies, University of Northampton, Northampton NN2 6JD, UK; Ali.Al-Sherbaz@northampton.ac.uk (A.A.-S.); Triantafyllos.Kanakis@northampton.ac.uk (T.K.)

² Department of Computer Science, College of Science, University of Baghdad, Baghdad 10071, Iraq

³ Department of Environmental and Geographical Sciences, University of Northampton, Northampton NN2 6JD, UK; Robin.Crockett@northampton.ac.uk

* Correspondence: Alyaa.AlBarrak@northampton.ac.uk; Tel.: +44-774-422-47008

[†] This paper is an extended version of our published paper: Al-Barrak, A.; Al-Sherbaz, A.; Kanakis, T.; Crockett, R. Utilisation of multipath phenomenon to improve the performance of BCH and RS codes. In Proceedings of the 8th Computer Science and Electronic Engineering Conference (CEEC) 2016, Colchester, UK, 24–25 September 2016.

Academic Editor: Laith Al-Jobouri

Received: 6 April 2017; Accepted: 12 June 2017; Published: 16 June 2017

Abstract: Modern wireless communication systems suffer from phase shifting and, more importantly, from interference caused by multipath propagation. Multipath propagation results in an antenna receiving two or more copies of the signal sequence sent from the same source but that has been delivered via different paths. Multipath components are treated as redundant copies of the original data sequence and are used to improve the performance of forward error correction (FEC) codes without extra redundancy, in order to improve data transmission reliability and increase the bit rate over the wireless communication channel. For a proof of concept Bose, Ray-Chaudhuri, and Hocquenghem (BCH) and Reed-Solomon (RS) codes have been used for FEC to compare their bit error rate (BER) performances. The results showed that the wireless multipath components significantly improve the performance of FEC. Furthermore, FEC codes with low error correction capability and employing the multipath phenomenon are enhanced to perform better than FEC codes which have a bit higher error correction capability and did not utilise the multipath. Consequently, the bit rate is increased, and communication reliability is improved without extra redundancy.

Keywords: multipath; propagation; phenomenon; FEC; BCH; reed-solomon; column weight multipath combiner; SNR

1. Introduction

The past decade or so has witnessed remarkable growth in the demand for providing reliable communication links and high transmission rates. A reliable digital communication system involves the sending and receiving of data with vanishingly small error rates [1,2]. Any wireless communication system is prone to a certain level of noise, reflection, diffraction, shadowing, and fading. Furthermore, the signal that is transmitted through a wireless channel arrives at the receiver via a number of different paths, referred to as multipath transmission, and this leads to fading (signal distortion and burst errors) [3]. Therefore, transmission reliability is very challenging on wireless channels. One of the most widely used techniques to provide reliable communication is forward error correction (FEC). The investment of FEC requires either increasing channel bandwidth or decreasing the rate of the transmission [4]. Therefore, the high transmission rate and transmission reliability need high bandwidth, but the bandwidth is a substantial issue for communication which means that

increasing the bandwidth is not a wise decision [5]. In contrast, the multipath phenomenon can be utilised to improve communication reliability and increase the transmission rate without increasing bandwidth. In this paper, the effectiveness of the multipath phenomenon to improve the error correction capability (transmission reliability) with as little redundancy as possible is considered. In this article, Reed–Solomon (RS) and Bose, Ray–Chaudhuri, and Hocquenghem (BCH) codes with different parameters are used to provide high data rate transmission and analysis of the communication performance with and without multipath propagation.

The paper is organised as follows: Related work is given in Section 2. A brief overview of FEC is demonstrated in Section 3. The multipath phenomenon is described in Section 4. The methodology is explained in Section 5. In Section 6 the proposed combiner is described. Simulation parameters, and results, are presented in Section 7 with the conclusions being reported in Section 8.

2. Related Work

Recently, research has shown intense interest towards analysing the performance of various FEC techniques rather than how to improve these without extra redundancy. Researchers have not taken into consideration the positive effect of the multipath phenomenon on the performance of FEC and how it could be utilised to improve FEC capability. Some authors have compared the performance regarding bit error rate (BER) of different forward error correction codes such as RS, convolutional code (CC), RS-CC, and CC-RS codes [6]. They evaluated the BER of CC at various code rates. Likewise, they evaluated the performance of RS codes for different code rates, as well as block length. Furthermore, they compared the performance of both CC-RS and RS-CC concatenated codes with the individual codes and with uncoded data transmission. Some authors examined the performance of RS codes with binary phase-shift keying (BPSK) and quadrature phase-shift keying (QPSK) modulation over an additive white Gaussian noise (AWGN) channel [7]. Additionally, they compared the performance of RS codes with the BCH codes. After examining the results, they found the RS code performance is better than the BCH code. Some authors implemented RS codes for phase-shift keying (PSK) modulation over the AWGN communication channel. They performed the simulation of RS codes for the same code rates. They showed that the BER performance is poor for lower signal-noise-ratios (SNRs). On the other hand, the BER performance improved for large block lengths [8]. Moreover, other authors have simulated RS and BCH codes in the presence of a Rayleigh fading channel and have shown that the BCH code exceeds the RS code in the binary environment [1].

This paper investigates the possibility of utilising the multipath phenomenon to improve the performance of FEC over the AWGN and Rayleigh channels. Additionally, analysis of the effectiveness of the utilisation of multipath propagation on the error correction capability of FEC with low redundancy was conducted. Furthermore, a combiner based on Hamming weight to combine the selected paths (redundant copies of the transmitted signal) into one strong signal to decode it is proposed.

3. Forward Error Correction

Appropriate techniques are necessary to overcome the problem of errors that are introduced during the transmission which occur due to inter-symbol interference (ISI), the multipath phenomenon, and noise. FEC is used for combatting this issue in a communication system. FEC techniques add some redundancy to the data which enables the receiver to detect and correct errors. BCH and RS codes are FEC techniques which work by appending extra data at the end of each message, known as a codeword (see Figure 1). This section shows some preliminaries of BCH and RS codes.

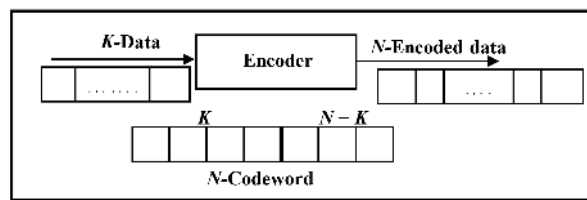


Figure 1. BCH and RS code codeword block.

3.1. BCH Codes

A BCH code is a kind of binary cyclic code discovered by Bose, Ray–Chaudhuri, and Hocquenghem [9]. This code has been studied intensively due to the strict algebraic structure introduced in the codes. In BCH codes, the codewords are created by dividing a polynomial $m_i(x)$ by a generator polynomial $g(x)$ and taking the remainder which will be presented as parity check bits $r(x)$. The encoded data $C(x)$ will be constituted as:

$$C(x) = m_i(x) + r(x) \quad (1)$$

The characteristics of the code are determined by the selected generator polynomial $g(x)$. For integers m_1 and t , the BCH can correct up to independent errors, and its possible codes are [1]:

$$\begin{aligned} \text{Block length :} & \quad N = 2^{m_1} - 1 \\ \text{Parity check bits :} & \quad N - K \leq m_1 \times t \\ \text{Minimum distance :} & \quad d \geq 2t + 1 \end{aligned}$$

where $m \geq 3$, $t < 2^{m-1}$ and the distance represents Hamming distance.

The decoding procedure of this code is more complicated and is performed in three steps [10,11]:

- Calculate the syndrome from the received codeword. The syndrome vector is only a function of the error pattern;
- The error location polynomial is found by using a set of equations derived from the syndrome; and
- Erroneous bits are corrected by using the error location polynomial.

One of the most significant advantages of this code is that it is quite simple to be encoded and decoded. The decoder can be simply implemented compared with modern coding technology, such as the turbo and low-density parity check (LDPC). Another advantage is the BCH code can detect and correct errors up to nearly 25% [12].

3.2. Reed-Solomon Codes

The RS codes belong to the family of BCH codes, but the symbols in this code are non-binary (multiple bits per symbol (integer)). RS codes are very efficient for dealing with bursts of errors [13] because, even if all of the bits of one symbol are in error, this counts as only one symbol error in terms of the correction capacity of the RS code. For integers m and t , the RS possible codes are:

$$\begin{aligned} \text{Block length :} & \quad N = 2^{m_2} - 1 \\ \text{Parity check bits :} & \quad N - K \leq m_2 \times 2t \\ \text{Minimum distance :} & \quad d = m_2 \times 2t + 1 \end{aligned}$$

where m_2 represents the number of bits per symbol, N represents the number of symbols in each codeword, and t is the number of symbol errors that can be corrected in a codeword, where:

$$t = \begin{cases} (N - K)/2 & \text{if } (N - K) \text{ even} \\ (N - K - 1)/2 & \text{if } (N - K) \text{ odd} \end{cases} \quad (2)$$

The codewords are formatted by first multiplying the data by x^{N-K} , then dividing the result by the generator polynomial, $g(x)$, to produce a quotient $q(x)$ and a remainder $r(x)$. The transmitted codeword $C(x)$ will be presented as:

$$C(x) = m_i(x) \times x^{N-K} + r(x), \quad (3)$$

The general decoding process steps of RS code are [14]:

- From the received codeword, calculate the syndrome. The syndrome is the error pattern which can be derived directly from the received data [15]);
- Find the error locator and error value polynomial by using $2t$ nonlinear equations derived from the syndrome; and
- Correct the corrupted symbols by using the error location and error value polynomial.

The major advantage of the RS code is the capability of correcting both burst errors and erasures. RS codes have a special attraction because their efficiency grows with the code length [16].

4. Multipath Propagation

The multipath phenomenon is caused by atmospheric ducting, reflective surfaces (including water, buildings, and mountains), and ionospheric refraction [4]. This phenomenon results in the receiver antenna receiving two or more copies of the same signal via different routes (see Figure 2). The various path lengths cause each signal to have a different propagation delay. The first received signal is known as the line-of-sight (LoS), and the other signals are non-line-of-sight (NLoS).

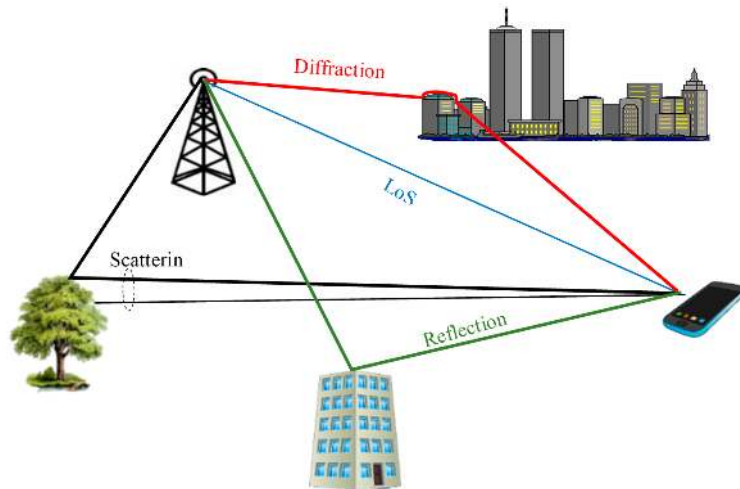


Figure 2. Multipath propagation.

Since all paths differ in their transmission length and propagation delay, the receiver could probably separate some of them and obtain two or more copies from the transmitted signal, considering the generalised assumption that the electromagnetic signals propagate through a vacuum at the speed of light, if the following condition is satisfied [17,18]:

$$\frac{\text{speed of light}}{\text{chip rate}} \rightarrow \frac{3.0 \times 10^8 \text{m} \cdot \text{s}^{-1}}{\text{chip rate}} \leq TL, \quad (4)$$

TL represents the minimum transmission length. In this case, the delay time (τ) needed to receive an uncorrelated path is:

$$\tau = \frac{TL}{\text{speed of light}} = \frac{TL}{3.0 \times 10^8 \text{m} \cdot \text{s}^{-1}} \quad (5)$$

For example, in the wideband code division multiple access (WCDMA) receiver, if the chip rate is 5 Mcps then L will be at less than 60 m, and the chip duration or multipath delay τ is equal to 0.2 μ s, which will be enough to separate the multipath components to obtain more than one copy. Table 1 shows different chip rates and the delay time required. In order to provide a wireless communication system with a high data transmission rate, these copies are employed to increase the error correction capability of RS and BCH codes without adding more redundant bits.

Table 1. Different chip rates and the time delay needed to obtain more than one copy.

Chip Rate (Mcps)	Delay τ (μ s)	Path Length at Less TL (m)
1	1	1
3.84	0.26	78.125
10	0.1	30

5. Methodology

Figure 3 shows the block diagram of a coded wireless communication system using BCH and RS codes with the existing multipath propagation.

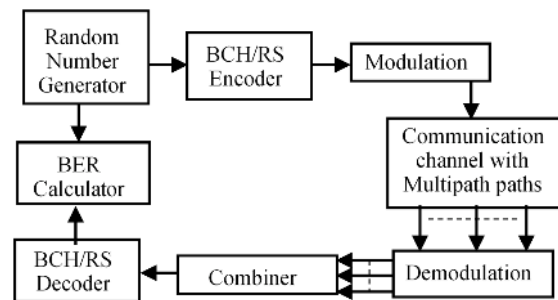


Figure 3. Coded wireless communication system with multipath propagation.

On the transmitter side, binary sequences K -bits long are generated by a pseudo-random generator block and input into the BCH/RS encoder block. The encoder block maps k bits of the sequence into N bits of the sequence. The N bits are passed on to the BPSK modulator. The Gaussian-like (AWGN and Rayleigh) channel block is designed to introduce a fading effect and add noise to the modulated signal. The channel block helps to study and analyse the effect of the actual signal properties.

On the receiver side, L signals are chosen (LoS and $(L - 1)$ from NLoS). The threshold which is used to choose L paths was selected randomly for each transmission. It represents the minimum signal-to-noise ratio (SNR) that can be accepted to consider the received signal as a copy of the original transmitted signal. If the received signal has a SNR less than the threshold, the receiver will ignore it. The threshold ranges between 40% and 75% from the SNR of the LoS signal. After selecting L signals (copies), the signals are first demodulated by the demodulation block to obtain the coded signals. After that, the demodulated signals pass to the combiner block to combine them into one good signal. The BCH/RS decoder block takes the result of the combiner block as an input and performs the appropriate decoding operation to recover the transmitted signal. The final step in the simulation is to compute the BER to analyse and study the performance of the coded communication system with and without the existing multipath propagation. The BER calculator block is designed for this purpose.

6. Column Weight Multipath Combiner (CWMC)

This paper proposes a combiner based on Hamming weight (w_h) to combine the LoS and NLoS signals. This combiner receives L copies from one transmitted signal as the input (L should be an odd number and include the LoS signal), then arranges them in an $L \times N$ matrix:

$$L_c = \begin{bmatrix} c_{11} & c_{21} & \dots & c_{1 \times N} \\ c_{21} & c_{22} & \dots & c_{2 \times N} \\ c_{31} & c_{32} & \dots & c_{3 \times N} \\ \dots & \dots & \ddots & \vdots \\ c_{L1} & c_{L2} & \dots & c_{L \times N} \end{bmatrix} \quad (6)$$

$$y_{ij} = \begin{cases} 0 & \text{if } w_{hij}(c_{1j}, c_{2j}, c_{3j}, \dots, c_{Lj}) < \frac{L+1}{2} \\ 1 & \text{if } w_{hij}(c_{1j}, c_{2j}, c_{3j}, \dots, c_{Lj}) \geq \frac{L+1}{2} \end{cases} \quad (7)$$

where $i = 1, 2, \dots, L$, $j = 1, 2, \dots, N$, and y_{ij} represents the combiner output. For example, we assume five different codewords ($L = 5$) which are ten bits long ($N = 10$) each:

$$C_1 = [0 \ 1 \ 0 \ 1 \ 0 \ 1 \ 1 \ 0 \ 0 \ 0], \quad (8)$$

$$C_2 = [1 \ 1 \ 1 \ 1 \ 0 \ 1 \ 1 \ 0 \ 0 \ 0], \quad (9)$$

$$C_3 = [0 \ 0 \ 0 \ 0 \ 0 \ 1 \ 1 \ 0 \ 0 \ 0], \quad (10)$$

$$C_4 = [1 \ 1 \ 1 \ 1 \ 1 \ 1 \ 1 \ 1 \ 1 \ 1], \quad (11)$$

and:

$$C_5 = [0 \ 0 \ 0 \ 0 \ 0 \ 0 \ 0 \ 0 \ 0 \ 0] \quad (12)$$

The matrix will be like the below:

$$L_c = \begin{bmatrix} C_1 \\ C_2 \\ C_3 \\ C_4 \\ C_5 \end{bmatrix} = \begin{bmatrix} 0 & 1 & 0 & 1 & 0 & 1 & 1 & 0 & 0 & 0 \\ 1 & 1 & 1 & 1 & 0 & 1 & 1 & 0 & 0 & 0 \\ 0 & 0 & 0 & 0 & 0 & 1 & 1 & 0 & 0 & 0 \\ 1 & 1 & 1 & 1 & 1 & 1 & 1 & 1 & 1 & 1 \\ 0 & 0 & 0 & 0 & 0 & 0 & 0 & 0 & 0 & 0 \end{bmatrix} \quad (13)$$

After calculating $w_{1,1}, w_{1,2}, w_{1,3}, \dots, w_{1,10}$, Y will be:

$$Y = [0 \ 1 \ 0 \ 1 \ 0 \ 1 \ 1 \ 0 \ 0 \ 0] \quad (14)$$

Figure 4 shows that the combined packets improved the system BER performance, where the improvement is increased when the number of combined paths are increased. Additionally, the BER performance improvement depends on the threshold value (see Figure 5). In Figures 4 and 5, the red slope represents the uncoded signal (LoS), and the blue, brown, green, and magenta slopes represent the combining of the uncoded LoS with two, four, six, and eight uncoded NLoS signals, respectively.

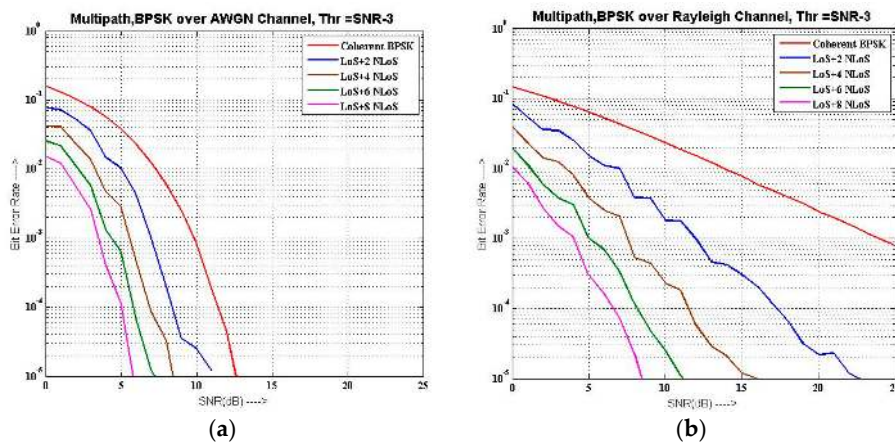


Figure 4. BER vs. SNR of CWMC, when three, five, seven, and nine paths are combined. (a) The AWGN channel; and (b) the Rayleigh channel.

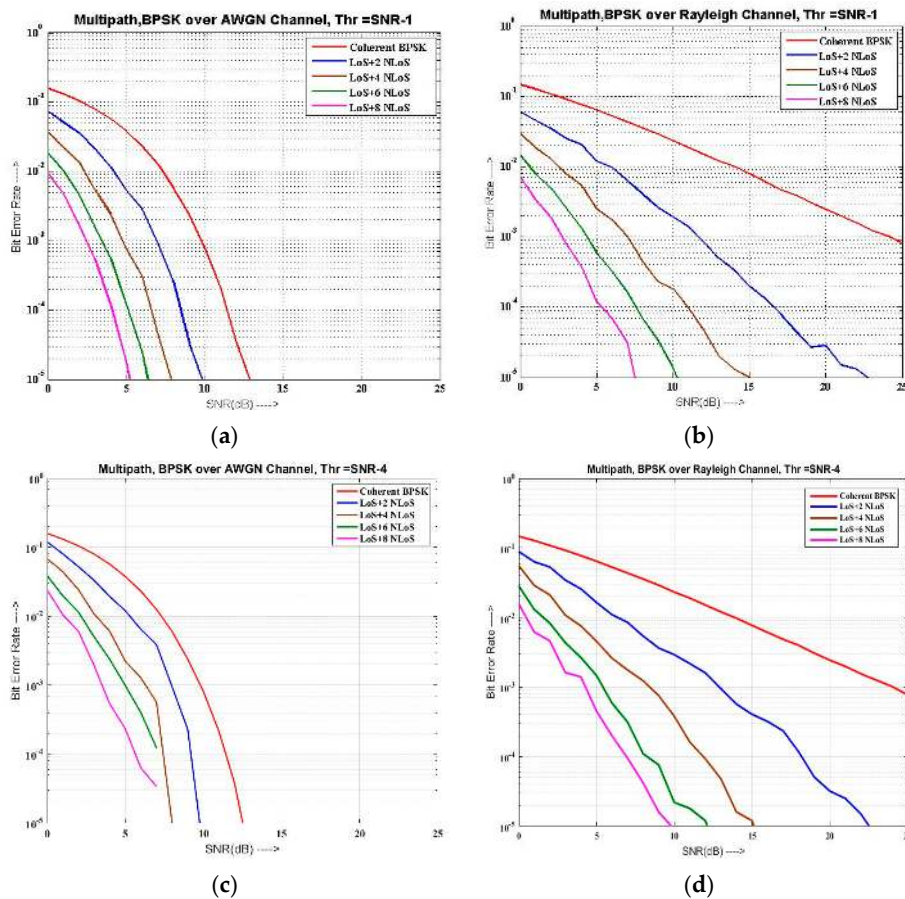


Figure 5. BER vs. SNR of CWMC with different threshold values and channels. (a,b) The threshold value is 80% from the LoS signal SNR. (c,d) The threshold value is 20% from the LoS signal SNR.

7. Results

In this paper, analysis of BCH and RS codes over AWGN and Rayleigh channels has been conducted. The block length of (n_1, k_{11}) and (n_1, k_{12}) for the BCH code where $k_{11} > k_{12}$, and (n_2, k_{21}) and for RS code where $k_{21} > k_{22}$ and (n_2, k_{22}) are simulated with three, five, and seven paths. The threshold value was set at 40–75% from the SNR of the LoS signal to choose the NLoS signals. The

BER ratio was computed by changing E_b/N_0 from 1 to 25. In the simulation results, the red slope represents the uncoded signal (LoS). The black and the black with stars slopes represent the LoS which is encoded by using codes where $t = 1$, and $t = 2$, respectively. The blue slope represents the combining of the coded LoS with two coded NLoS, where LoS and NLoS are encoded by using codes where $t = 1$.

Figures 6 and 7 show that the BCH and RS codes in a multipath transmission consistently perform better than the BCH and RS codes without CWMC in AWGN and Rayleigh channels under a binary environment. It can be seen that combining three, five, and seven coded paths result in a better slope than solely the coded LoS. The absolute BER performance of BCH and RS codes is improved by approximately 3 dB and between 8 and 9 dB over AWGN and Rayleigh channels, respectively, for three combining paths. The combining of five paths improved the BER performance by approximately 4 dBm and from 11 to 12 dB over AWGN and Rayleigh channels. The combining of seven paths improved the performance of BER more than the combining of three or five paths. The improvement was 6 dB over the AWGN channel and between 13 and 14 dB over the Rayleigh channel at a BER of 10^{-3} .

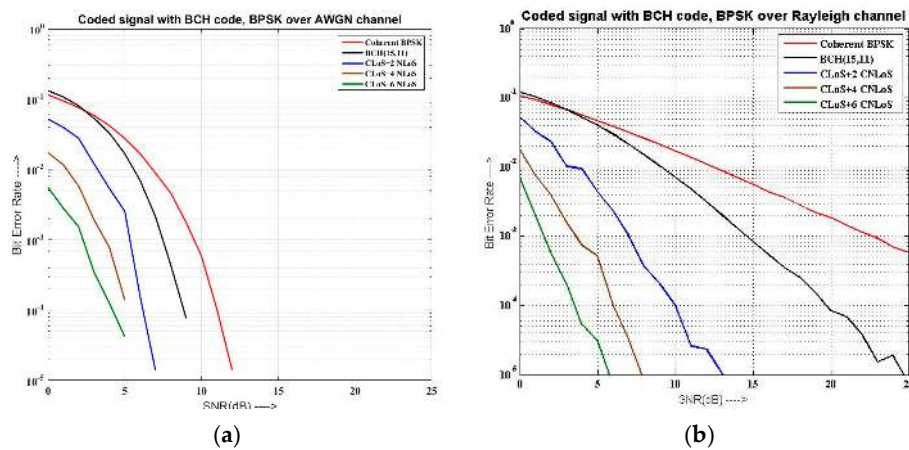


Figure 6. BER vs. SNR of the BCH (15,11) code with and without CWMC. (a) The AWGN channel; and (b) the Rayleigh channel.

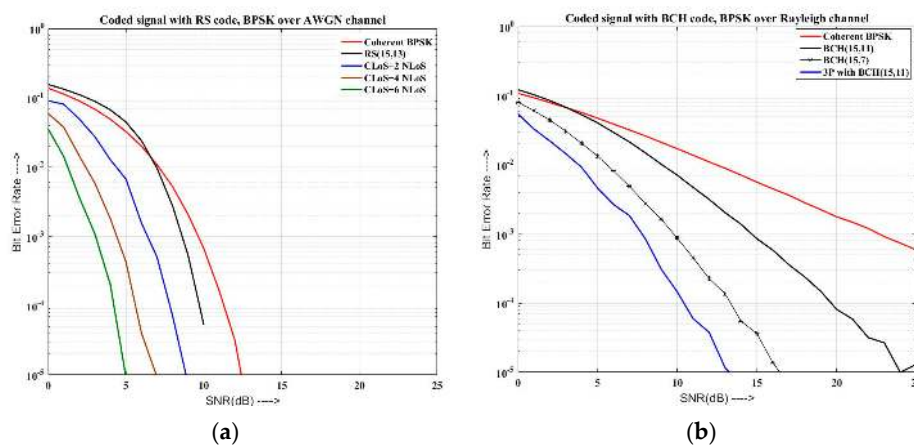


Figure 7. BER vs. SNR of the RS (15,13) code with and without CWMC. (a) Over the AWGN channel; and (b) over the Rayleigh channel.

BCH (15,11), BCH (127,120), and BCH (255,247) codes have an error correction capability $t_1 = 1$, while the error correction capability of BCH (15,7), BCH (127,113), and BCH (255,239) codes is $t_2 = 2$. Figures 8–10, show that the combining of three paths improved the performance of BCH (15,11), BCH (127,120), and BCH (255,247) codes. The performance is improved by approximately 3 dB, 2.8 dB, and

2.75 dB, respectively, over the AWGN channel, and 7 dB, 10 dB, and 11.5 dB, respectively, over the Rayleigh channel at a BER of 10^{-3} . Furthermore, their performance is better than BCH (15,7), BCH (127,113), and BCH (255,239) codes by approximately 0.75 dB, 0.85 dB, and 1 dB, respectively, over the AWGN channel, and 2 dB, 6.2 dB, and 7.5 dB, respectively, over the Rayleigh channel at a BER of 10^{-3} .

Similarly, the RS (15,13), RS (127,125), and RS (255,253) codes have error correction capability $t_1 = 1$ and, for RS (15,11), RS (127,123), and RS (255,251) codes, $t_2 = 2$. Figures 11–13 show that the combining of three paths improved the performance of RS (15,13), RS (127,123), and RS (255,251) codes. The performance is improved by approximately 2 dB, 2.5 dB, and 2.6 dB, respectively, over the AWGN channel, and 9 dB, 12 dB, and 13.5 dB, respectively, over the Rayleigh channel at a BER of 10^{-3} . Furthermore, their performance is better than RS(15,11), RS(127,123), and RS(255,251) codes by approximately 0.5 dB, 0.75 dB, and 1.5 Db, respectively, over the AWGN channel, and 5 dB, 10 dB, and 11.5 dB, respectively, over the Rayleigh channel at a BER of 10^{-3} .

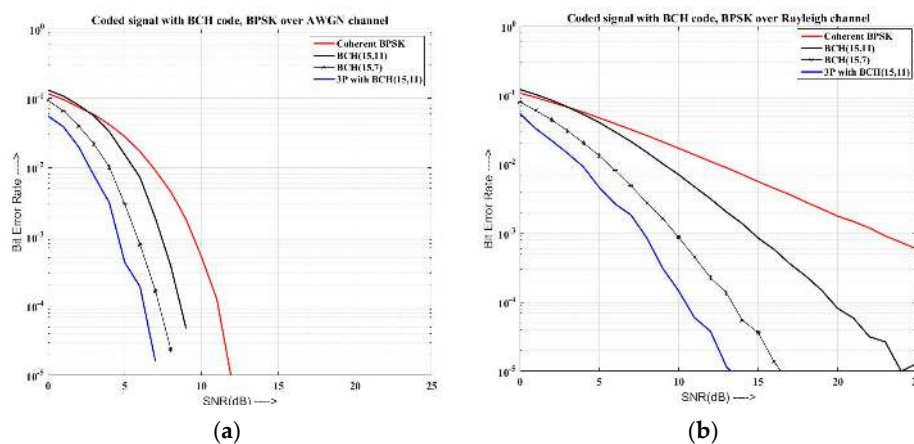


Figure 8. BER vs. SNR of the BCH (15,11) code with and without CWM vs. the BCH (15,7) code without CWM, where 3P represents the three paths that were combined to improve the error correction capability of the BCH(15,11) code. (a) The AWGN channel; and (b) the Rayleigh channel.

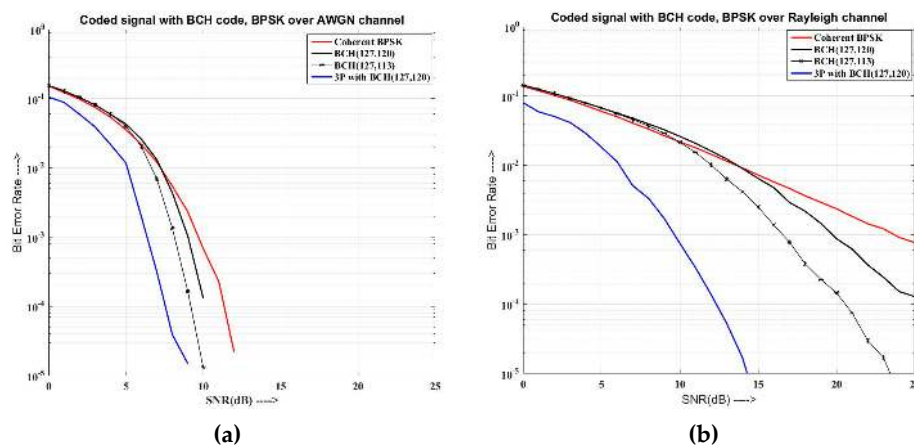


Figure 9. BER vs. SNR of the BCH (127,120) code with and without CWM vs. the BCH(127,113) code CWM, where 3P represents the three paths that were combined to improve the error correction capability of the BCH(127,120) code. (a) The AWGN channel; and (b) the Rayleigh channel.

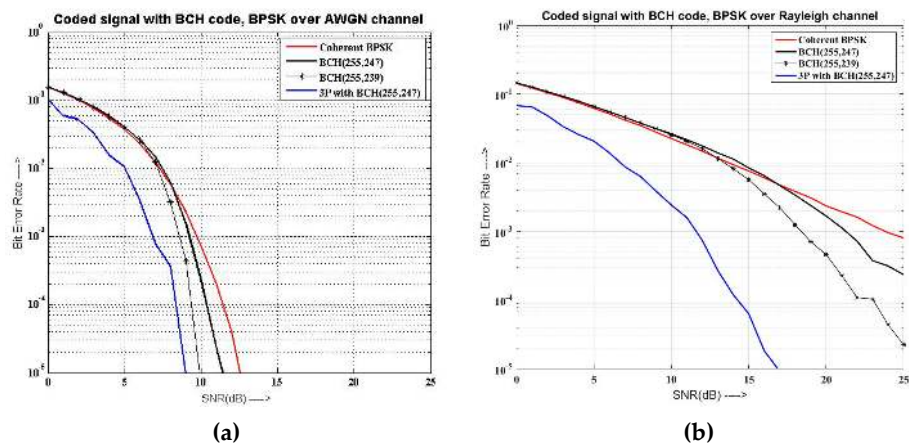


Figure 10. BER vs. SNR of the BCH (255,247) code with and without CWMc vs. the BCH (255,239) code without CWMc, where 3P represents the three paths that were combined to improve the error correction capability of the BCH (255,247) code. (a) The AWGN channel; and (b) the Rayleigh channel.

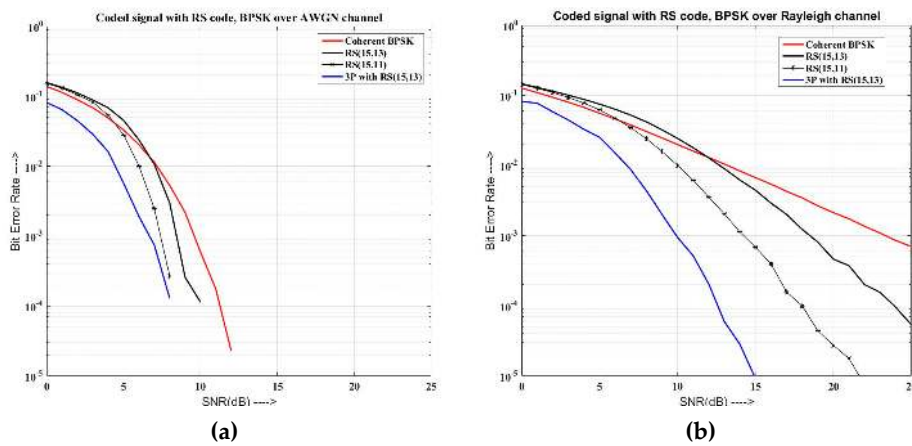


Figure 11. BER vs. SNR of the RS (15,13) code with and without CWMc vs. the RS (15,11) code without CWMc, where 3P represents the three paths that were combined to improve the error correction capability of the RS (15,13) code. (a) The AWGN channel; and (b) the Rayleigh channel.

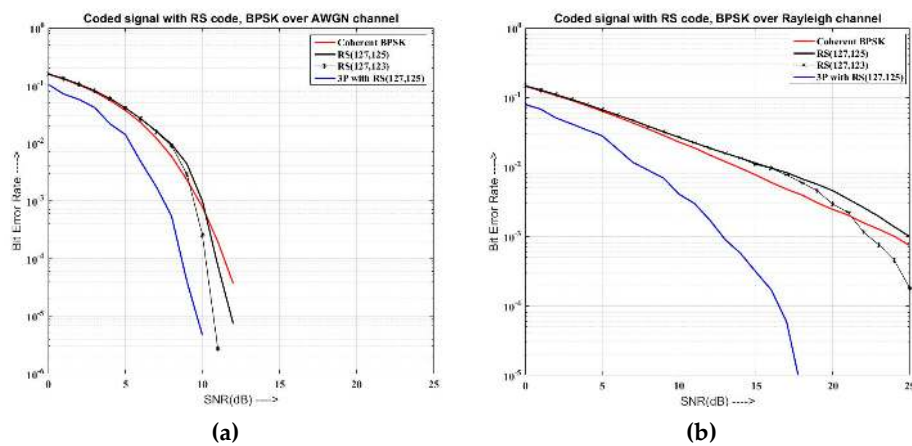


Figure 12. BER vs. SNR of the RS (127,125) code with and without CWMc vs. the RS (127,123) code without CWMc, where 3P represents the three paths that were combined to improve the error correction capability of the RS (127,125) code. (a) The AWGN channel; and (b) the Rayleigh channel.

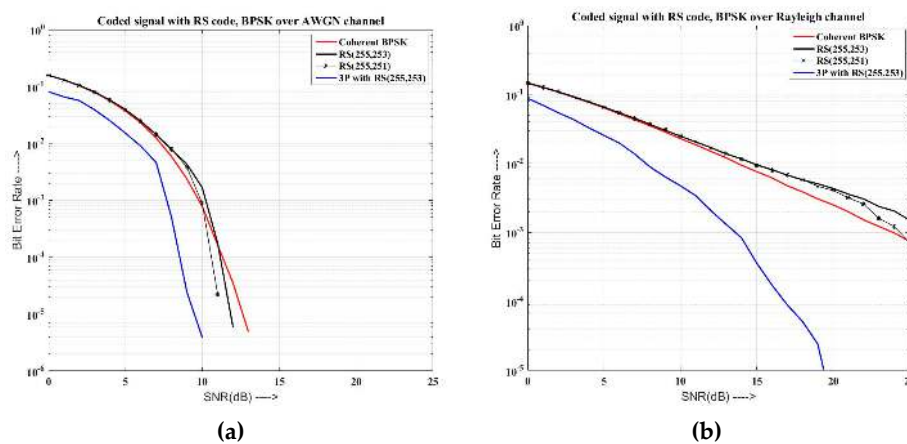


Figure 13. BER vs. SNR of the RS (255,253) code with and without CWMC vs. the RS (255,251) code without CWMC, where 3P represents the three paths that were combined to improve the error correction capability of the RS (255,253) code. (a) The AWGN channel; and (b) the Rayleigh channel.

8. Conclusions

This paper shows that the performance of FEC codes can be improved in order to enhance BER performance. Furthermore, it demonstrates that a FEC with low redundancy and low error correction capability can perform better than ones with higher redundancy and higher error correction capability. This is achieved through utilising an existing phenomenon in wireless communication called multipath propagation and proposing a new combiner known as CWMC with low complexity. Additionally, the improvement in the performance of FEC increased by increasing the number of combined paths.

The CWMC combiner improved BER performance, and it can be enhanced by increasing the number of the combining paths, as shown in the simulation results. Additionally, the improvement of BER performance depends on the error correction capability of the FEC codes. Furthermore, the BER performance can be improved by increasing the error correction capability (t). In other words, increasing the redundancy will improve the BER performance, while it will reduce the gross transmission rate. It is shown in the simulations that the BCH and RS codes with $n = 15$, $k = 7$, and $t = 2$, and $n = 15$, $k = 11$, and $t = 2$, respectively, improved the performance of BER more than when $n = 15$, $k = 11$, and $t = 1$, and $n = 15$, $k = 13$, and $t = 1$, respectively. In contrast, the results show that BCH and RS codes with $t = 1$ can be improved to enhance BER performance more than BCH and RS codes with $t = 2$ by using CWMC, and the transmission rate is increased. Moreover, the simulation shows that the CWMC improved BCH performance more than RS over the AWGN channel. However, the CWMC improved RS performance more than BCH over the Rayleigh channel, because the RS codes are correcting burst errors.

In possible future work, this research could be extended by analysing and evaluating the performance of FEC techniques with high modulation schemes, multiple-input multiple-output (MIMO) systems, and over different wireless channel models. As open research topics, it is recommended to further investigate the following:

- The performance of FEC codes which utilise the multipath phenomenon can be compared with turbo code performance.
- The performance of LDPC code can be compared with the performance of FEC codes which employ the multipath phenomenon.
- The performance analysis can be extended to codewords with different lengths.
- Analyse the overall system and compare it with turbo and LDPC codes in term of complexity and overhead.

Acknowledgments: We thank the Iraq Higher Committee for Education Development (HCED) for their financial support. We are indebted to the Faculty of Arts, Science and Technology, University of Northampton, for providing the postgraduate studentship and the software, resources, and support required.

Author Contributions: The authors equally contributed to the reported research and writing of the paper. All authors have read and approved the final manuscript.

Conflicts of Interest: The authors declare no conflict of interest.

Abbreviations

The following abbreviations are used in this manuscript:

FEC	Forward Error Correction
BER	Bit Error Rate
BCH	Bose, Ray–Chaudhuri and Hocquenghem
RS	Reed–Solomon
CC	Convolutional Code
BPSK	Binary Phase-Shift Keying
QPSK	Quadrature Phase-Shift Keying
AWGN	Additive White Gaussian Noise
PSK	Phase-Shift Keying
SNR	Signal-Noise-Ratio
ISI	Inter-Symbol Interference
LDPC	Low-Density Parity-Check
LoS	Line of Sight
NLoS	Non-Line of Sight
WCDMA	Wideband Code Division Multiple Access
CWMC	Column Weight Multipath Combiner

Nomenclature

K	Length of uncodedword
N	Length of codedword
$K-N$	Number of redundant bits/symbols
x	Data
$mi(x)$	Uncodeword polynomial
$g(x)$	Generator polynomial
$r(x)$	Remainder polynomial
$C(x)$	Codeword polynomial
m_1	Any positive integer greater than or equal to 3
t	Number or errors that can be corrected in a codeword
d	Hamming distance
m_2	Number of bits per symbol
$q(x)$	Quotient polynomial
TL	Path length (the travelling distance needs between paths)
τ	Delay time for NLoS
L	Number of selective NLoS
L_c	Represents the matrix of selective NLoS with L rows and N columns
c_{ij}	Represents the bits of each codeword received from NLoS and LoS paths
w_h	Hamming weight
y_{ij}	Represents the combiner output for each column
n_1	Codeword length for BCH code
n_2	Codeword length for RS code
k_{11}, k_{12}	Number of uncoded bits used for BCH codes
k_{21}, k_{22}	Number of uncoded symbols used for RS codes

References

1. Lone, F.R.; Puri, A.; Kumar, S. Performance comparison of Reed Solomon Code and BCH Code over Rayleigh Fading Channel. *Int. J. Comput. Appl.* **2013**, *71*, 23–26.
2. Sanghvi, A.S.; Mishra, N.B.; Waghmode, R.; Talele, K.T. Performance of Reed-Solomon Codes in AWGN. *Int. J. Electron. Commun. Eng.* **2001**, *4*, 259–266.
3. Zangirov, K.S. *Theory of Code Division Multiple Access Communication*; John Wiley & Sons: Hoboken, NJ, USA, 2004.
4. Bagad, V.S. *Wireless Communication*, 1st ed.; Technical Publications: Pune, India, 2009.
5. Nandaniya, J.S.; Kalani, N.B.; Kulkarni, G.R. Comparative analysis of different channel coding techniques. *Int. J. Comput. Netw. Wirel. Commun.* **2014**, *4*, 84–89.
6. Kumar, S.; Gupta, R. Performance comparison of different forward error correction coding techniques for wireless communication systems. *Int. J. Comput. Sci. Technol.* **2011**, *2*, 553–557.
7. Ratnam, D.V.; SivaKumar, S.; Sneha, R.; Reddy, N.S.; Brahmanandam, P.S.; Krishna, S.G. A Study on performance evaluation of Reed-Solomon (RS) Codes through an AWGN Channel Model in a Communication System. *Int. J. Comput. Sci. Commun.* **2012**, *3*, 37–40.
8. Korrapati, V.; Prasad, M.V.D. A Study on performance evaluation of Reed Solomon Codes through an AWGN Channel model for an efficient Communication System. *Int. J. Eng. Trends Technol.* **2013**, *4*, 1038–1041.
9. Sweeney, P. *Error Control Coding: From Theory to Practice*; John Wiley & Sons: New York, NY, USA, 2002.
10. Wallace, H. Error Detection and Correction Using the BCH Code. Available online: <http://bbs.hwrf.com.cn/downloadpcbe/bch-6143.pdf> (accessed on 14 June 2017).
11. Rao, K.D. *Channel Coding Techniques for Wireless Communications*; Springer: New Delhi, India, 2015.
12. Di, Y. The evaluation and application of forward error coding. In Proceedings of the 2011 International Conference on Computer Science and Network Technology (ICCSNT), Harbin, China, 24–26 December 2011.
13. Shrivastava, P.; Singh, U.P. Error detection and correction using Reed Solomon Codes. *Int. J. Adv. Res. Comput. Sci. Softw. Eng.* **2013**, *3*, 965–969.
14. Wicker, S.B.; Bhargava, V.K. *Reed-Solomon Codes and Their Applications*; John Wiley & Sons: New York, NY, USA, 1999.
15. Adamek, J. *Foundations of Coding: Theory and Applications of Error-Correcting Codes with an Introduction to Cryptography and Information Theory*, 1st ed.; Wiley-Interscience: Hoboken, NJ, USA, 1991.
16. Rashmi; Nag, V.R. Performance study on the suitability of Reed Solomon codes in communication system. *CT Int. J. Inf. Commun. Technol.* **2013**, *1*, 13–15.
17. Holma, H.; Toskala, A. *WCDMA for UMTS: HSPA Evolution and LTE*; John Wiley & Sons: Chichester, UK, 2007.
18. Al-Barrak, A.; Al-Sherbaz, A.; Kanakis, T.; Crockett, R. Utilisation of Multipath Phenomenon to Improve the Performance of BCH and RS Codes. In Proceedings of the 8th Computer Science and Electronic Engineering Conference (CEECE), Essex, UK, 28–30 September 2016.



© 2017 by the authors. Licensee MDPI, Basel, Switzerland. This article is an open access article distributed under the terms and conditions of the Creative Commons Attribution (CC BY) license (<http://creativecommons.org/licenses/by/4.0/>).