

 Open access • Journal Article • DOI:10.1109/TCSVT.2002.800308

Error-resilient video transcoding for robust internetwork communications using GPRS

— [Source link](#) 

Safak Dogan, Akin Cellatoglu, M. Uyguroglu, Abdul Hamid Sadka ...+1 more authors

Institutions: University of Surrey, Eastern Mediterranean University

Published on: 01 Jun 2002 - IEEE Transactions on Circuits and Systems for Video Technology (IEEE)

Topics: Video tracking, Communications system, Transcoding, Robustness (computer science) and General Packet Radio Service

Related papers:

- [Error-resilient transcoding for video over wireless channels](#)
- [Video transcoding architectures and techniques: an overview](#)
- [Video coding with optimal inter/intra-mode switching for packet loss resilience](#)
- [Optimal mode selection and synchronization for robust video communications over error-prone networks](#)
- [Error resilience video transcoding for wireless communications](#)

Share this paper:    

View more about this paper here: <https://typeset.io/papers/error-resilient-video-transcoding-for-robust-internetwork-404uzb5yx1>

Error-Resilient Video Transcoding for Robust Internetwork Communications Using GPRS

Safak Dogan, *Student Member, IEEE*, Akin Cellatoglu, *Student Member, IEEE*, Mustafa Uyguroglu, *Member, IEEE*, Abdul H. Sadka, and Ahmet M. Kondoç, *Member, IEEE*

Abstract—A novel fully comprehensive mobile video communications system is proposed in this paper. This system exploits the useful rate management features of the video transcoders and combines them with error resilience for transmissions of coded video streams over general packet radio service (GPRS) mobile-access networks. The error-resilient video transcoding operation takes place at a centralized point, referred to as a video proxy, which provides the necessary output transmission rates with the required amount of robustness. With the use of this proposed algorithm, error resilience can be added to an already compressed video stream at an intermediate stage at the edge of two or more different networks through two resilience schemes, namely the adaptive intra refresh (AIR) and feedback control signaling (FCS) methods. Both resilience tools impose an output rate increase which can also be prevented with the proposed novel technique in this paper. Thus, an error-resilient video transcoding scheme is presented to give robust video outputs at near target transmission rates that only require the same number of GPRS timeslots as the nonresilient schemes. Moreover, an ultimate robustness is also accomplished with the combination of the two resilience algorithms at the video proxy. Extensive computer simulations demonstrate the effectiveness of the proposed system.

Index Terms—Error-resilient video proxy, GPRS mobile-access networks, mobile video communications, MPEG-4 video standard, video transcoding.

I. INTRODUCTION

AS OPPOSED to the conventional source-driven resilient transmissions, recent research is focusing on the addition of resilience to the video data where or whenever it is needed. Bearing this in mind, error resilience can also be introduced into an already encoded video stream at an intermediate stage. This particular stage where the addition of error resilience to the video stream takes place can simply be the video proxy at the edge of two or more networks [1], [2], as depicted in Fig. 1. The video proxy comprises a video transcoder or a set of transcoders that provides the necessary bit-rate management between different networks. Therefore, bandwidth bottleneck problems can be resolved dynamically during media transmissions rather than by signaling back to communication sources. This evidently enables faster system responses and more efficient congestion control techniques with the utilization of the useful features of the

video transcoders [3]. However, it should be noted that increased intelligence of network proxies/gateways or nodes in such a way might render the entire networking infrastructure quite fragile due to added overall networking complexity and dynamic behavior.

In addition to the rate management skills of video transcoders, a further need for the error-resilient handling of the transcoded video stream may arise over mobile-access networks, such as GPRS. The nature of the GPRS channels imposes quite bursty error characteristics causing deep fades of the signal strength caused mainly by the co-channel interference and the multipath effects. Due to this fact, the video transmission will greatly be affected over the GPRS channels resulting in perturbed images with significantly reduced quality of service (QoS) levels. Thus, during the access via GPRS, video proxies will play an important role not only matching the transmission rates to the user requirements, but also providing the necessary protection for the transcoded video streams prior to their transmissions.

The proxy interconnects a relatively low bit-error-rate (BER) and high bandwidth network, such as the integrated services digital network (ISDN) and/or the public-switched telephone network (PSTN), to a relatively high BER and low bandwidth network, like the mobile-wireless network, as illustrated in Fig. 1. The output bit rate from the proxy can be adjusted by monitoring the occupancy of frame buffers within the network monitoring module situated at the end of the video transcoding block. The state of these buffers varies according to the channel bandwidth conditions. The amount of resilience added to the video data can also be controlled by monitoring the proxy output rate and the change in error conditions of the network. This is accomplished by the means of feedback signaling, also shown in Fig. 1.

By moving the error resilience support from the source encoder to the video proxy, a more rapid and dynamic way of error-handling at the edge of different networks is achieved. This paper focuses on the combination of two particular resilience schemes, namely the AIR and FCS methods, whilst preserving the transmission rate management features of the video transcoders. In this way, the destructive error effects of GPRS on the transcoded video streams are believed to be alleviated with the added resilience. This is due to the fact that both error resilience tools aim at the provision of prevention mechanisms against temporal error propagation effects caused by error-prone transmissions over GPRS. Thus, the primary objectives of such a scheme are envisaged as to increase the robustness of transcoded streams to transmission errors of mobile channels whilst meeting the bandwidth requirements of such networks, user preferences and client-device capabilities.

Manuscript received August 15, 2001; revised April 15, 2002.

S. Dogan, A. Cellatoglu, A. H. Sadka, and A. M. Kondoç are with the Centre for Communication Systems Research (CCSR), University of Surrey, Guildford, Surrey GU2 7XH, U.K. (e-mail: S.Dogan@eim.surrey.ac.uk; A.Cellatoglu@eim.surrey.ac.uk; A.Sadka@eim.surrey.ac.uk; A.Kondoç@eim.surrey.ac.uk).

M. Uyguroglu is with the Advanced Technologies Research and Development Institute, Eastern Mediterranean University, Gazi Magusa, North Cyprus (e-mail: mustafa.uyguroglu@emu.edu.tr).

Publisher Item Identifier 10.1109/TCSVT.2002.800308.

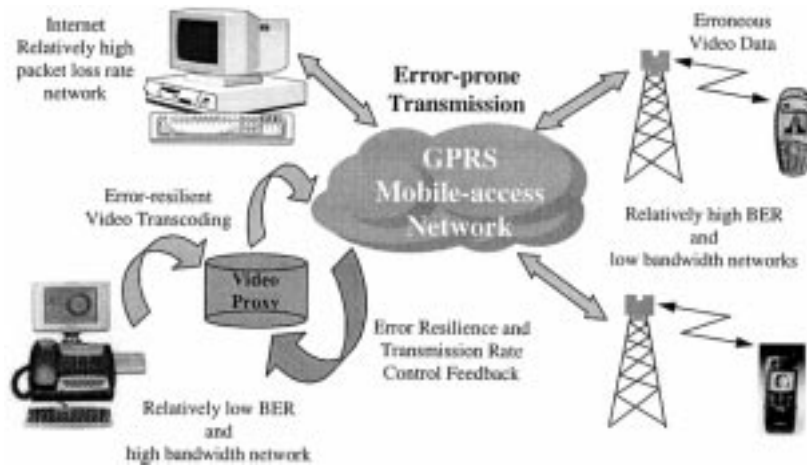


Fig. 1. GPRS networking scenario with an error-resilient video proxy.

The rest of the paper is organized as follows. Section II gives a brief introductory background on video transcoding and the two resilience techniques used. An overview of the GPRS networks is presented in Section III. Section IV describes the resilient video transcoding architecture and Section V demonstrates the experiments and computer simulation results. Section VI presents further discussions of the simulation results. Finally, Section VII concludes the paper.

II. ERROR-RESILIENT VIDEO TRANSCODING

A. Video Transcoding Background

The frequent variations in the network conditions and constraints, such as the congestion characteristics, forced the necessary adaptations to these changes to take place dynamically at a centralized point at the edge of two or more networks. This specific location is referred to as a video proxy, as depicted in Fig. 1. Such a device enables faster network responses whilst maintaining the user video encoders and decoders free of unnecessary complexities normally incurred by the scalability features [4]. Moreover, a video proxy facilitates a seamless and transparent interconnection of various heterogeneous networks. A video proxy can consist of a single or a group of video transcoders operating together to establish such interconnectivity [3], [5].

Video transcoding is a method which makes the interoperability of different multimedia networks possible. Therefore, the objective of video transcoding consists of changing the format, size, transmission rate, and/or syntax of an incoming compressed video stream without fully decoding and re-encoding the video information. Thus, a high transfer rate, high resolution compressed video stream can be converted into lower rates and resolutions whilst also complying with the syntax requirements. As a result, the complexity, processing power and the delay incurred by this process are minimized whilst achieving improved QoS levels [3], [6]–[12].

B. Resilience Tools

In this paper, error resilience is provided by both the AIR and FCS methods. AIR is a method whereby the error propagation

within a video stream is prevented temporally by the use of a pre-determined number of intra (I) refresh macroblocks (MBs). The scheme works in an adaptive way to enhance and protect the visual quality of fast motion portions of a video stream. The definition and the detailed operation of AIR are discussed in Annex-E.1.5 of the MPEG-4 visual standard [13], [14]. On the other hand, the FCS algorithm is an adoption of Annex-N: reference picture selection mode of the H.263+ standard which relies on a back channel signal from the decoder to inform the source coder of the lost or the properly delivered video frames [15], [16]. Thus, this particular feedback signal helps the transmitter adapt its encoding scheme according to the varying channel conditions and/or constraints. In this way, the reference picture selection and the long-term prediction operations are accomplished by the source encoder.

In most cases whereby a video stream is susceptible to transmission errors, re-synchronization of the end-decoder with the received video data is a significant operation to achieve an acceptable level of quality. Maintaining synchronization is typically performed with the help of re-synchronization words in a video stream. In this research work, this particular accomplishment was also inevitable at the very end-receivers for a successful decoding operation as the source coding MPEG-4 simulation software was operated without the use of any error resilience options [17]. This is due to the fact that the aim of the proposed transcoding algorithm here is to insert the necessary amount of resilience with the most adequate method at an intermediate stage during the GPRS transmission of a compressed video stream. Thus, such an operation allows the video source to be free of the extra burdens imposed by the resilient source-coding techniques. Moreover, the choice of the two resilience tools retains compatibility with standard MPEG-4 decoders, which is an imperative feature of a transcoder.

III. OVERVIEW OF GPRS SYSTEMS

GPRS [18] is a new nonvoice value added service that allows information to be sent and received across a mobile telephone network. It is an end-to-end mobile packet communication system which makes use of the same radio architecture as global system for mobile (GSM) communications [18], [19].

TABLE I
GPRS CHANNEL CODING SCHEMES

Coding Scheme	Convolutional Code Rate	Payload per Block [bits]	User Bit Rate [kbit/s]
CS1	1/2	181	9.05
CS2	~2/3	268	13.4
CS3	~3/4	312	15.6
CS4	1	428	21.4

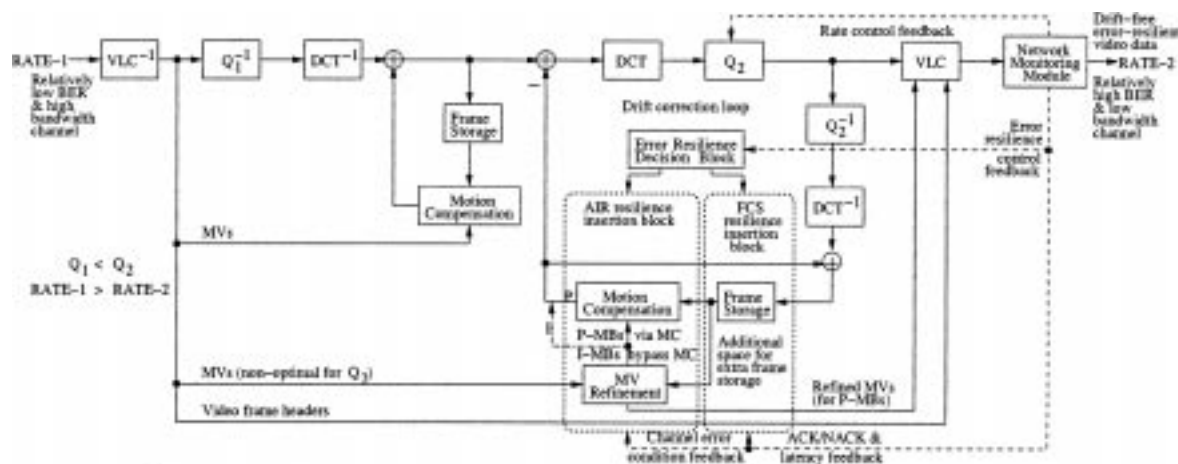


Fig. 2. Error-resilient video transcoder architecture.

GPRS is also the name for an international packet-switched networking standard in GSM systems, initiated and developed by the European Telecommunication Standards Institute (ETSI).

GPRS involves overlaying a packet-based air interface on the existing circuit-switched GSM network. This gives the user an option to use a packet-oriented data service. A new set of logical channels has been defined for GPRS traffic as opposed to the circuit-switched networks where all the signaling and information transfers make use of one channel only. This set includes control channels and packet data traffic channels. A physical channel allocated for GPRS traffic is called a packet data channel (PDCH). The PDCH consists of a multi-frame pattern that runs on timeslots assigned to GPRS [20], [21]. Thus, the GPRS data is transmitted over the PDCH and is protected by four different channel protection schemes: CS1, CS2, CS3, and CS4 [22]. The channel coding is used to protect the transmitted data packets against transmission errors. CS1–3 uses convolutional codes and block-check sequences of varying strengths, so as to produce different rates. CS1–3 is based on a 1/2 rate convolutional codes, which is punctured to obtain approximate rates 1/2, 2/3, and 3/4, respectively. On the other hand, CS4 is uncoded whereby it only provides error detection functionality [20], [23]. Each of the four channel-protection schemes is assigned a maximum of eight timeslots [18], [24]. The coding schemes and resulting bit rates per one timeslot are described in Table I.

The choice of one of the four coding schemes for the coding of PDCHs depends on the quality of the channel. Under poor conditions, a very reliable CS1 may be used and a data rate of 9.05 kbps/GPRS timeslot can be obtained. Under good channel conditions, data can be transmitted without convolutional coding and a transport rate of 21.4 kbps/timeslot

can be achieved. Hence, with the use of eight slots of this channel coding scheme, namely CS4, a maximum data rate of 171.2 kbps can be obtained in theory. This is significantly faster than the data transmission speeds possible over today’s fixed telecommunication networks and the current circuit-switched data services on GSM networks. Thus, GPRS promises to fully enable the use of new applications on the move with the increased communication speeds. However, in practice, multiple users share the timeslots, and hence a much lower bit rate is available to an individual user [25], [26].

IV. ERROR-RESILIENT VIDEO TRANSCODER ARCHITECTURE

In this paper, the video transcoding has further been exploited to add error resilience to the transcoded data in addition to the rate management characteristics. For this purpose, the transcoding system has been modified, as illustrated in Fig. 2. Referring to this figure, the video transcoder reduces the incoming bit rate whilst adding resilience to the transcoded video data simultaneously. The rate reduction algorithm provides drift-free transcoding qualities with refined motion vectors (MVs) [3], [7], [27], [28]. Furthermore, the increase in the output rate due to the addition of resilience is compensated for using an adaptive transcoding operation. The overall resilience is provided with the use of AIR and FCS algorithms, details of which were discussed in Section II. Both AIR and FCS can work independently, as well as together, in combined harmony depending on the choice of “error resilience decision block” which reflects the necessary action required against the varying channel conditions, as indicated by the relevant feedback signal. Since both the AIR and FCS methods increase the overall transmission rate, the video transcoder adaptively

transforms the bit rate as required by the congested or bandwidth-limited network(s). The rate regulation is simply carried out by the adaptation of the quantization parameter (QP) to the newly required conditions. During transcoding, an increase in QP results in a bit-rate reduction, whilst a decrease gives faster transcoder output rates.

Adaptive operation of the video transcoder is maintained by two primary feedback control mechanisms.

- 1) The first control system comprises feedback signals which contain up-to-date information directly related to the output channel conditions, such as BER, carrier-to-interference (C/I) ratio, delay, lost/received video frames, etc. Relying on the received feedback data, one or both of the two error-resilience schemes, namely the AIR and FCS blocks of Fig. 2, make(s) an attempt to insert the necessary robustness to the transcoded data within the drift-correction loop, which constitutes the core transcoding mechanism. The decision of which resilience block(s) to be employed is dynamically accomplished by the received control feedback data, comprising transmission channel characteristics. This decision is a logical operation conducted by the resilience decision block which relies on the back channel data reporting the status of the destination network. Such particular information is gathered at the network monitoring module prior to its conveyance back to the two resilience and the decision blocks. With or without the use of error-robustness algorithms with respect to the varying channel conditions, transcoding is performed via customary drift correction and MV refinement operations.
 - a) For increased BER (decreased C/I) conditions, the AIR block acts as the major resilience tool to stop the potential error-accumulation effects resulting from transmission errors. This particular operation of the video transcoder regulates the output bit rate whilst also introducing improved robustness to the video stream, particularly for high-motion areas [13]. Since high-motion areas are more susceptible to channel bit errors, these particular portions of the video stream are transcoded to I-MBs rather than inter predictive (P) MBs. I-MBs hence do not require motion compensation, and therefore a potential error accumulation is prevented with added resilience. In addition to processing the high-motion data in an error-resilient way, the transcoder also encodes these particular portions of the video sequence with an increased number of I-MBs whilst compensating for the resulting increased bit rates. The compensation for the increase in bit rate is performed by increasing the value of QP.
 - b) On the other hand, for entirely lost video frames during error-prone transmissions, the video transcoder is designed in a fashion to receive any kind of transmission feedback signal, such as an acknowledgment (ACK), nonacknowledgement (NACK), or both, from the end-receiver. Depending on the received return signal from

the end-user with its associated latency, the video transcoder adapts its transcoding scheme according to the reported channel conditions. According to the feedback signal obtained from the receiver end, the video transcoder can judge which video frames are not correctly received and/or lost during transmission. Consequently, the currently transcoded frame is predicted using the last acknowledged stored video frame in the transcoder buffer [15]. Thus, a certain degree of error resilience is inserted by referring to the most recent error-free video frame in the transcoder buffer, hence resulting in a better QoS. The addition of robustness is accompanied by the regulation of the increased transmission rate due to the FCS algorithm. The error-propagation effects can be minimized at a much earlier point at the edge of different networks rather than waiting for the ACK/NACK messages to arrive at the source end. Moreover, this kind of a video transcoder operation can also produce the necessary robust output to counteract the detrimental impacts of video frame drops resulting from network congestions.

- c) Lastly, for extreme channel conditions, whereby not only do high BERs (low C/I s) persist, but also full-frame losses, then the combined AIR-FCS operation is performed as a result of the error-resilience decision block. Consequently, the significant effects of channel bit errors coupled with severe frame losses are mitigated.
- 2) The second feedback-control mechanism comprises adaptive rate transcoding. This scheme requires a feedback signaling method for the control of the output bit rate from the video transcoder, as shown in Fig. 2. The feedback signal is originated from the output video frame buffer within the network monitoring module which constantly monitors the flow conditions. In case of an underflow, it returns a signal to the transcoder seeking an increase in the output rate. On the other hand, the rate reduction is flagged back to the transcoder in case of an overflow. Thus, a straightforward rate-controlling scheme is established for a congestion control or a bandwidth bottleneck resolution with the use of variable quantization.

V. COMPUTER SIMULATIONS AND ANALYSIS OF RESULTS

In this section, the proposed error-resilient video transcoding algorithm is tested with three different experiments. Prior to the further discussion of each test however, a brief description of the simulations and test setup, which is common for the whole three test models, is given herein. The test sequences chosen for the simulations were encoded, transcoded and decoded in compliance with the MPEG-4 standard with the use of the unrestricted MVs and the advance prediction modes. The frame rates, frame sizes, and the operation modes were set to 25 frames/s, quarter common intermediate format (QCIF: 176×144 pixels) and

I-P-P-P-P- ... layout for the video clips, respectively. Each set of experiments is accompanied by both objective and subjective test results. The objective measurements indicate a quality performance averaged over the results of ten different simulations run with ten different random seeds. The remaining simulation parameters, which are specific to individual experiments, are separately described in the following sub-sections.

A. Transcoding With AIR Over GPRS

1) *Experiments and Results:* The robust transcoding performance was tested over a GPRS channel simulator which was genuinely designed and implemented within the Centre for Communication Systems Research (CCSR). In terms of error effects, the characterization of a GPRS channel is modeled as a bursty error-prone transmission environment where fairly big chunks of the transmitted data become highly susceptible to the detrimental error impacts [22], [29]. This kind of error corrupts the conveyed information more significantly than random error effects, as far as QoS is concerned. This impact particularly destroys the video communication data since even a single bit error, in the form of a bit loss or an inversion, leads to a serious synchronization problem or a rapidly increasing and spreading error propagation within the transmitted video sequence. Thus, the error propagation has to be stopped and the synchronization has to be resumed during the transmission of the video data.

In this section, two different 200-frame video sequences were tested over the GPRS channel model. The two test sequences were deliberately chosen to comprise two different motion activity natures: “Mother & Daughter” and “Foreman” with moderate and high activity scenes, respectively. The original bit rate of the “Mother & Daughter” sequence prior to the transcoding operation was 70.553 kbps on average, giving an average PSNR level of 36.047 dB. This sequence was later transcoded down to an average rate of 25.818 kbps with a PSNR level of 32.683 dB. Similarly, the “Foreman” sequence was transcoded from an average rate of 87.403 kbps with a PSNR level of 33.582 dB down to 46.835 kbps on average with a PSNR level of 30.029 dB. Thus, the rate reductions applied on “Mother & Daughter” and “Foreman” were 63.5% and 46.5%, respectively. Moreover, the MV refinement window sizes were set to ± 2 pixels and ± 5 pixels for “Mother & Daughter” and “Foreman,” respectively.

The bit-rate reductions were essential to enable the video streams to transport over the GPRS channels in such a typical video communication scenario, as depicted in Fig. 1. As the last column of Table I clearly indicates, the amount of user data for the transport over GPRS is strictly limited depending on the selected channel-protection scheme. However, the timeslotting feature of GPRS can overcome this kind of limitation to some extent. Nevertheless, despite the multi-slotting feature, GPRS rates are still far too low for video communications if frame droppings are not employed. Therefore, a successful error-resilient video transcoding for transmission rate reduction is necessary prior to the GPRS network transport. Multiple slots can be used to further increase the user bit rate as multiples of the base transmission rate, as depicted in Table II. In this table, the first column is illustrated with a shaded pattern as to describe that following slots are multiples of the data rates given in this first column. Although this particular table seems

TABLE II
TIMESLOTTING CAPABILITY AND THE RAW USER DATA RATES EMPLOYED FOR THE EXPERIMENTATION OF THE DIFFERENT GPRS CHANNEL PROTECTION SCHEMES

Time slots	1	2	3	4	5	6	7	8
	Application Layer User Data Rates [kbps]							
CS1	6.8	13.6	20.4	27.2	34.0	40.8	47.6	54.4
CS2	10.5	21.0	31.5	42.0	52.5	63.0	73.5	84.0
CS3	12.2	24.4	36.6	48.8	61.0	73.2	85.4	97.6
CS4	17.2	34.4	51.6	68.8	86.0	103.2	120.4	137.6

to indicate different user data rates for different channel protection schemes from the figures given in Table I, there is indeed not any kind of mismatches between these particular two tables. This is only due to the fact that actual raw application level user rates for the user applications are given in Table II whereas Table I also comprises the added overheads on the physical link level. Naturally, Table I user rates are slightly higher than those of Table II. However, it has to be denoted that the raw data rates presented in Table II were obtained from a series of video transmissions over GPRS with various test sequences; they do not constitute a part of the GPRS standard. During the GPRS simulations presented in this paper, this particular table, namely Table II, guided the selection of the transcoded raw user video rates as at the application layer. Thus, this kind of a lower transcoding rate selection enabled the simulation results to become more realistic as more overheads would be added to the produced raw transcoding rates through the protocol stack. Furthermore, channel-protection schemes in terms of various convolutional code rates would also be added to the overall data rate which also increased the transmission rate on the whole.

AIR is provided in these simulations as the major error resilience tool on the transcoded video streams. Thus, all the simulations were initiated with a pre-determined number of I-MBs which was set to be a maximum of three MBs per frame. However, it should also be indicated that the number of intra (I) refresh MBs vary with the motion activity and the output transcoded transmission rate variations in an adaptive way, details of which were discussed in the preceding section.

Simulation results are depicted in Figs. 3 and 4 for both objective and subjective comparisons. All the results presented in this sub-section comprise the simulations using three different channel protection schemes as the fourth scheme (CS4) is not practically feasible for video applications [30]. Thus, the results demonstrate the nonresilient error-prone and error-resilient transcoding applications along with the results of the error-free sequences for comparative referencing purposes.

Fig. 3 presents the PSNR results of “Mother & Daughter” and “Foreman” over varying C/I ratios. The necessary number of timeslots for these three channel protection schemes is depicted within the presented results. The timeslots were adequately chosen depending on the produced video rates during the transcoding processes referring to Table II. Tables III and IV present more detailed results for PSNR versus C/I and BER versus C/I , respectively. Moreover, Fig. 4 illustrates the subjective results of the 200th frames of “Foreman” at $C/I = 12$ dB for the three different GPRS channel-protection schemes.

2) *Analysis of the Results:* As discerned from the two sets of experimental results, the error-resilient video transcoding

TABLE III
AVERAGE PSNR AND BIT RATE VALUES AGAINST DIFFERENT C/I RATIOS

Scheme	$C/I=7$ dB	$C/I=9$ dB	$C/I=12$ dB	$C/I=15$ dB	$C/I=18$ dB	Rate (kb/s)
200-frame "Mother & Daughter", MV refinement window size: 42 pixels						
err-free	32.683 dB					25.818
CS1						
err-prn	19.781	24.106	30.550	32.683	N/A	25.818
err-rlat	21.811	27.256	31.538	32.683	N/A	27.000
CS2						
err-prn	15.555	18.936	22.280	28.389	31.742	25.818
err-rlat	16.449	19.154	25.302	30.597	31.980	27.000
CS3						
err-prn	14.363	15.865	19.202	25.123	29.362	25.818
err-rlat	14.996	16.749	21.065	27.762	31.366	27.000
200-frame "Foreman", MV refinement window size: 45 pixels						
err-free	30.029 dB					46.835
CS1						
err-prn	17.775	20.287	26.372	30.029	N/A	46.835
err-rlat	18.508	22.479	28.672	30.029	N/A	46.986
CS2						
err-prn	14.856	16.682	20.113	24.924	28.472	46.835
err-rlat	15.202	17.091	22.154	27.268	29.025	46.986
CS3						
err-prn	14.163	14.923	17.566	22.578	26.998	46.835
err-rlat	14.250	15.178	18.554	24.088	28.410	46.986

TABLE IV
EXPERIMENTALLY OBTAINED BERS AGAINST C/I FOR DIFFERENT CHANNEL PROTECTION SCHEMES OVER GPRS

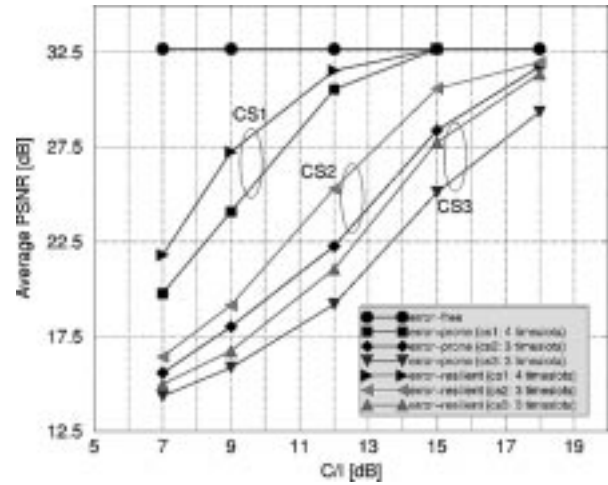
C/I [dB]	Scheme	BER	Scheme	BER	Scheme	BER
200-frame "Mother & Daughter", 4 CS1, 3 CS2 and CS3 residuals						
7	C	1.083e-2	C	3.006e-2	C	9.686e-2
9	C	2.704e-3	C	2.047e-2	C	5.144e-2
12	S	2.957e-4	S	3.327e-3	S	1.360e-2
15	1	0.0000	1	4.440e-4	1	1.568e-3
18	N/A	N/A	N/A	2.505e-4	N/A	1.446e-4
200-frame "Foreman", 7 CS1, 5 CS2 and 4 CS3 residuals						
7	C	1.218e-2	C	5.620e-2	C	1.072e-1
9	C	3.927e-3	C	3.147e-2	C	5.575e-2
12	S	1.909e-4	S	3.496e-3	S	1.443e-2
15	1	0.0000	1	3.519e-4	1	2.094e-3
18	N/A	N/A	N/A	6.624e-5	N/A	1.701e-4

TABLE V
VIDEO QUALITY IMPROVEMENTS BY THE ERROR-RESILIENT TRANSCODING OVER THE NON-RESILIENT SCHEME

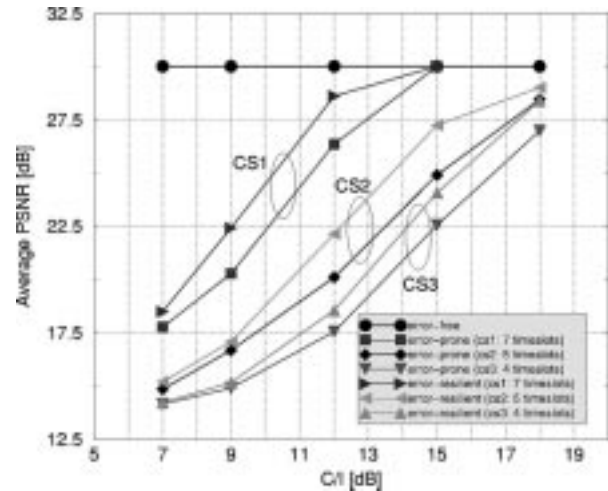
Scheme	$C/I=7$ dB	$C/I=9$ dB	$C/I=12$ dB	$C/I=15$ dB	$C/I=18$ dB
200-frame "Mother & Daughter" at near 27 kb/s on average					
CS1	-2 dB	-3 dB	-1 dB	0 dB	N/A
CS2	-1 dB	-1 dB	-2 dB	-2 dB	-0.2 dB
CS3	-0.6 dB	-1 dB	-2 dB	-2.6 dB	-2 dB
200-frame "Foreman" at near 47 kb/s on average					
CS1	-1 dB	-2 dB	-2 dB	0 dB	N/A
CS2	-0.4 dB	-0.3 dB	-2 dB	-2 dB	-0.5 dB
CS3	-0.1 dB	-0.2 dB	-1 dB	-1.5 dB	-1.5 dB

performance over the GPRS channel model presented improved video qualities compared to the nonresilient scheme. This performance improvement is particularly notable in Fig. 3, which demonstrates the various average quality levels achieved for the different CS conditions for "Mother & Daughter" and "Foreman." Furthermore, Table III also contributes to the performance comparisons of the error-resilient and nonresilient operations of both test sequences. To allow for a clearer understanding of the results, Table V is also depicted to present the detailed quality improvements obtained during the tests.

Table V demonstrates that the error-resilient "Mother & Daughter" sequence performed slightly better than the error-resilient "Foreman" sequence for all the three CS conditions. This outcome implies that the high motion activity of "Foreman" might have imposed a limitation over the performance improvement especially during the significantly perturbed transmission conditions. As demonstrated, the degradation in quality is quite



(a)



(b)

Fig. 3. Objective results of the 200-frame: (a) "Mother & Daughter" and (b) "Foreman" sequences at near 27 and 47 kb/s on average for CS1, CS2, and CS3, respectively.

distinguished since the destruction effects of bursty errors are fairly critical to the error-sensitive video data. Particularly, the objective video qualities of "Mother & Daughter" with CS3 and "Foreman" with CS2 and CS3 at $C/I = 7$ dB (PSNR: below 15 dB) are unacceptable, as presented in Fig. 3. At this very low C/I ratio, the sole three-MB AIR resilience method did not perform satisfactorily for either of the test video clips. In addition, the error-resilient "Foreman" sequence also presented similar low quality results for CS2 and CS3 at $C/I = 9$ dB. However, this is not the case for "Mother & Daughter" at $C/I = 9$ dB as the error sensitivity of the high motion activity of "Foreman" has a major contribution to the QoS loss in error-prone conditions.

Thus, a combination of suitable error-resilience tools is recommended at these particularly very low C/I ratios over GPRS. On the other hand, the AIR method presented quite satisfactory performance improvements at various other C/I ratios and with different CS schemes, as seen in Table V and Fig. 3. Naturally, for low BERs, or high C/I ratios (e.g., $C/I = 18$ dB), quality improvement features of the error resilience methods are limited. The experimental BERS versus different C/I ratios can be



Fig. 4. Subjective results of the 200th frames of “Foreman” for a particular seed at $C/I = 12$ dB. (a) Error-free direct enc/dec at high rate. (b) CS1, non-resilient error-prone. (c) CS2, nonresilient error-prone. (d) CS3, nonresilient error-prone. (e) Error-free. (f) CS1, error-resilient. (g) CS2, error-resilient. (h) CS3, error-resilient sequences transcoded down to the lower rate.

seen in Table IV. It is clear from these tables that as the C/I decreases, the BER increases. Moreover, the BER also increases for one particular C/I for different CS conditions, CS1 having the lowest BERs and CS3 bearing the highest.

Finally, Fig. 4 illustrates the GPRS channel effects on the nonresilient and error-resilient transcoded video qualities. This figure depicts the 200th frames of the “Foreman” video clip for three different CSs at $C/I = 12$ dB. The figure clearly shows the perceptual improvement in the video service quality performance with error-resilient transcoding. This significant improvement was achieved at near target bit rates despite the transmission rate increase incurred by the AIR method. Such rate management was accomplished by the rate reduction features of the video transcoder. Hence, the error resilience was introduced to the compressed video streams at an intermediate level at the expense of merely 1 kbps and 0.1 kbps growths for “Mother & Daughter” and “Foreman,” respectively. The obtained near target bit rates were 27 kbps on average for “Mother & Daughter” and 47 kbps on average for “Foreman.” These particular rates allowed the former to be transmitted over 4 CS1, 3 CS2, or CS3 timeslots and the latter to be conveyed over 7 CS1, 5 CS2, or 4 CS3 timeslots via the GPRS access network.

B. Transcoding With FCS Over GPRS

1) *Experiments and Results:* The FCS experiments were designed to simulate the effects of full frame losses and the FCS resilience operation at various ACK/NACK reception delay conditions. The different transcoded video performances were tested for the back channel signal reception times of up to 480 ms, which coincide with the duration of 12 transcoded video frames at the frame rate of 25 frames/s. The maximum delay was deliberately set to 12 frames to investigate the effects of significantly long delays of the ACK/NACK signal over a GPRS mobile-access network. This particular end-decoder-to-transcoder delay is assumed to be ~ 450 ms (11.25 video frames at 25 frames/s), in line with phase-1 of the initial GPRS standard [18]. Thus, the experimental setup was built in such a way that a loss of a GPRS radio packet is reported back to the video proxy from a receiving end-terminal in 450 ms, as depicted in Fig. 5. In a real-life GPRS scenario, however, the round-trip end-to-end latency may be much longer. Here,



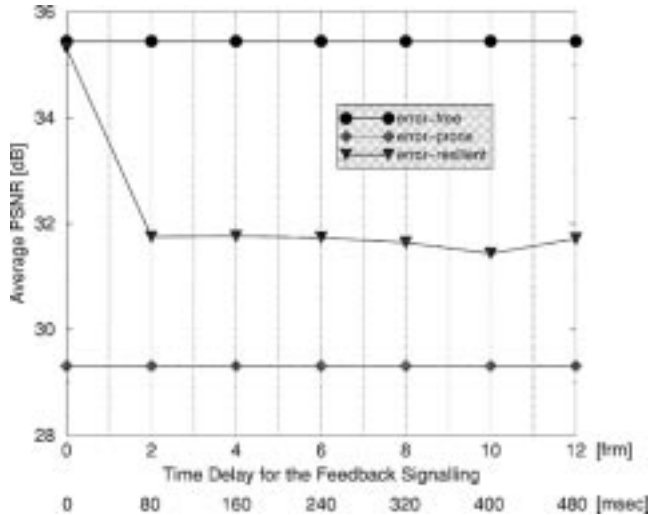
Fig. 5. Feedback signal delay over GPRS.

this delay refers to the time elapsed whilst waiting for an ACK or NACK to arrive back at the video proxy. Meanwhile, the transcoder keeps on processing the input video frames at the frame rate of 25 frames/s, and hence the proxy carries on transmitting the transcoded video frames in GPRS radio packets. The assumption made here for the GPRS access network experiments is that one video frame fits into one GPRS radio packet prior to transmission. Therefore, the loss of a GPRS packet is directly related to the loss of a video frame for a simplified simulation model. However, on a few occasions during the tests, two consecutive video frame losses were also experienced which were assumed to fit in one GPRS radio packet.

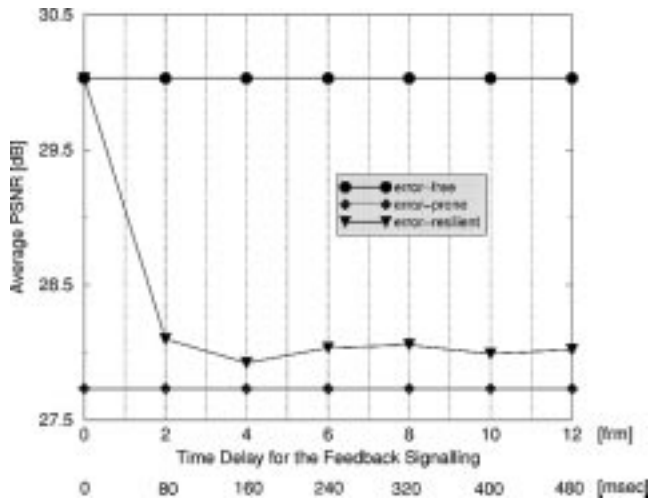
The set of objective and subjective results for the frame loss and the remedial FCS experiments are demonstrated in Figs. 6 and 7 and Table VI. This particular set comprises the simulation results of the 150-frame “Suzie” and 200-frame “Foreman” video test sequences. Objective results include the average PSNR variations against the various delay conditions for the ACK/NACK reception. Table VI presents the detailed quality levels and the changes in bit rates imposed by the added resilience. The subjective results illustrate the last frames of “Foreman” with different frame delays for the resilient and nonresilient cases as well as the error-free ones provided for reference.

Furthermore, during the FCS simulations, a 5% of the transmitted video frames were randomly lost. The 5% frame loss case is a typical packet loss rate for GPRS CS2 code at $C/I = 12$ -dB condition [30] which was also chosen as the operating point for the error-resilient video transcoding tests over GPRS.

2) *Analysis of the Results:* The 5% frame-loss experiments presented varying quality levels with and without the FCS resilience algorithm. The effective resilience performance has



(a)



(b)

Fig. 6. Objective results of: (a) “Suzie” and (b) “Foreman” for the average PSNR variations against various feedback signaling delay times.

been shown to rely on the motion activity of the video clip, making it sequence-dependent, as depicted in Fig. 6. Therefore, the performance improvement with the FCS scheme has been demonstrated as ~ 2.4 dB for the “Suzie” sequence whilst the results of the “Foreman” sequence showed quality enhancement of ~ 0.4 dB at most. This is due to the fact that the particular loss of the very high motion activity frames in the middle of the “Suzie” sequence caused significant quality losses, as seen in Fig. 6(a) and Table VI. Evidently, the FCS scheme performed much better in this particular case as the long-term temporal referencing with feedback signaling achieved an enhancement in the perceptual quality. However, the increase in the latency of the feedback signal decreased the degree of quality improvement, as observed from Table VI.

On the contrary, Fig. 6(b) shows that this experimental observation is valid only for “Suzie” which has an overall moderate motion activity in most video frames with the exception of a few frames in the middle of the sequence. Due to the inherent high motion and scene activity associated with “Foreman,” the quality improvement for this particular sequence with the FCS was not as significant as for the “Suzie” sequence. Nev-

TABLE VI
AVERAGE BIT RATE AND PSNR VALUES

Scheme	Av. Bit Rate [kbit/s]	Av. PSNR [dB]
150-frame “Suzie”, MV refinement window size: ± 2 pixels		
direct enc/dec @ high bit rate	172.665	40.323
traced err-free	46.353	35.446
traced non-resilient err-prn	46.353	29.311
traced 2-frm delay err-rlst	47.207	31.749
traced 4-frm delay err-rlst	47.237	31.761
traced 6-frm delay err-rlst	47.305	31.737
traced 8-frm delay err-rlst	47.521	31.643
traced 10-frm delay err-rlst	47.917	31.434
traced 12-frm delay err-rlst	48.410	31.715
200-frame “Foreman”, MV refinement window size: ± 2 pixels		
direct enc/dec @ high bit rate	87.403	33.582
traced err-free	46.835	30.029
traced non-resilient err-prn	46.835	27.732
traced 2-frm delay err-rlst	47.168	28.099
traced 4-frm delay err-rlst	47.036	27.923
traced 6-frm delay err-rlst	46.636	28.034
traced 8-frm delay err-rlst	47.411	28.055
traced 10-frm delay err-rlst	47.117	27.989
traced 12-frm delay err-rlst	47.018	28.021

ertheless, the resilient transcoding results demonstrated better qualities than the nonresilient error-prone transcoding result, as seen in Fig. 6 and Table VI. As opposed to the “Suzie” results, “Foreman” presented a varying error-resilient transcoding performance due to the variation of the feedback signal time delay. The reason is that as the waiting time latency for the reception of the back channel signal increases, the lack of correlation between the reference and the current frames causes more intra (I) mode transcoded MBs, due to the significant amount of scene changes, which in turn increase the output rate whilst also improving the resilient transcoding quality. This is mostly perceived in the results at very high delay values, such as 12-frame delays, since the FCS scheme in this case was unable to handle the vast lack of correlations between the transcoded pictures and the reference ones. Such behavior was observed to be sequence-dependent. The increase in the output rate is further reduced with the transcoder.

Moreover, the subjective results, as seen in Fig. 7, also depict the effects of the delay on the transcoded video quality. Generally, the results have shown that the FCS algorithm gives limited improvements on the picture quality compared to the source coding FCS resilience method. This is mainly due to the fact that small MV refinement window sizes put a limitation on the quality improvement of the motion active scenes in the error-resilient mode. Furthermore, resilience over an already reduced quality video (due to the re-quantization process at the video transcoder) results in smaller improvements than those achieved by source coding resilience techniques.

Table VI gives detailed output rate values. These results show that in most cases, the bit rate increases as the latency for the feedback signal reception increases. This is due to the lack of correlation between the long-term reference and the current video frames. However, the rate increase can easily be managed with a straightforward adaptive rate reduction algorithm which operates at the resilient video transcoder, as presented here.

C. Transcoding With Combined AIR and FCS Over GPRS

1) *Experiments and Results:* In these experiments, AIR was also employed for the video transcoding performance tests in addition to the FCS algorithm. This achievement was established to be the transcoded video streams with the ultimate



Fig. 7. Subjective results of the 200th frames of “Foreman.” (a) Error-free. (b) 2-frame delay resilient. (c) 6-frame delay resilient. (d) 10-frame delay resilient. (e) Non-resilient error-prone. (f) 4-frame delay resilient. (g) 8-frame delay resilient. (h) 12-frame delay resilient.

TABLE VII
AVERAGE BIT RATE, PSNR, AND BER VALUES FOR “SUZIE,” “SALESMAN” AND “FOREMAN” OVER A $C/I = 12$ dB CS2 GPRS CHANNEL MODEL REQUIRING 3, 4, AND 5 TIMESLOTS, RESPECTIVELY

Scheme	Av. Bit Rate [kbit/s]	Av. PSNR [dB]	BER
150-frame “Suzie”, MV refinement window size: ± 4 pixels, CS2 timeslots: 3			
direct enc/dec @ high bit rate	78.118	37.560	0.000000
trnscd err-free	28.908	33.471	0.000000
trnscd non-resilient err-prn	28.908	22.839	3.278e-3
trnscd FCS only err-rslnt	28.796	23.854	3.309e-3
trnscd AIR only err-rslnt	30.504	24.985	3.313e-3
trnscd FCS+AIR err-rslnt	31.377	26.844	3.315e-3
150-frame “Salesman”, MV refinement window size: ± 2 pixels, CS2 timeslots: 4			
direct enc/dec @ high bit rate	89.700	37.383	0.000000
trnscd err-free	34.916	34.447	0.000000
trnscd non-resilient err-prn	34.916	22.177	3.283e-3
trnscd FCS+AIR err-rslnt	35.227	26.831	3.332e-3
150-frame “Foreman”, MV refinement window size: ± 5 pixels, CS2 timeslots: 5			
direct enc/dec @ high bit rate	87.403	33.582	0.000000
trnscd err-free	46.835	30.029	0.000000
trnscd non-resilient err-prn	46.835	19.852	3.367e-3
trnscd FCS+AIR err-rslnt	49.725	22.330	3.379e-3

resilience prior to transmissions over fairly high BER GPRS networks. Hence, these particular experiments show the novel combination of the two source coding error resilience algorithms at the video proxy. Thus, the proxy is utilized as a remote error-resilient rate management operator. The delay for the feedback signal was taken as 480 ms (12 frames at 25 frames/s) which included the inherent GPRS time delay of ~ 450 ms and the additive processing delay times.

The performance evaluation of the combined AIR and FCS over the GPRS access network employed the CS2 coding scheme at a carrier frequency of 1800 MHz and using the typical urban scenario (TU50) multipath model, where the velocity of the mobile terminal was 50 km/h, as specified in [22] experiments. Moreover, a 5% of the transmitted video frames were also randomly lost, as in the FCS experiment. Table VII presents the BERs incurred at $C/I = 12$ dB.

The transcoding with combined AIR and FCS simulation results have been illustrated in Figs. 8–10 and Table VII for the 150-frame “Suzie,” 150-frame “Salesman” and 200-frame “Foreman” sequences. “Suzie,” “Salesman,” and “Foreman” were transcoded from 78.118 kbps (37.560 dB), 89.700 kbps (33.471 dB), 43.630 kbps (34.991 dB), and 46.835 kbps (30.029 dB), respectively. The MV refinement window sizes

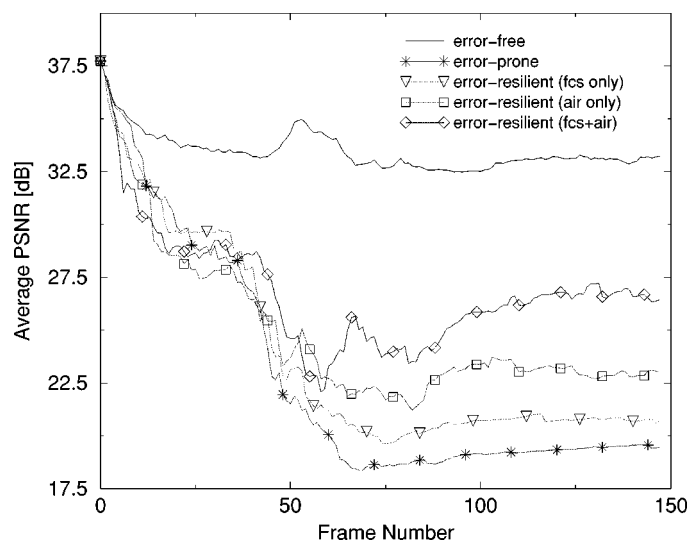


Fig. 8. Objective results of “Suzie” requiring 3 timeslots with the combination of AIR and FCS over a $C/I = 12$ dB CS2 GPRS channel model.

(33.471 dB), 43.630 kbps (34.991 dB), and 46.835 kbps (30.029 dB), respectively. The MV refinement window sizes



Fig. 9. Subjective results of the 67th frames of "Suzie." (a) Error-free. (b) Non-resilient error-prone. (c) FCS only resilient. (d) AIR only resilient. (e) FCS and AIR combined resilient.



Fig. 10. Subjective results of the 200th frames of "Foreman." (a) Error-free. (b) Non-resilient error-prone. (c) FCS and AIR combined resilient.

were pre-set as ± 4 , ± 2 and ± 5 pixels in the same order as above.

2) *Analysis of the Results:* The FCS results have proved that even the 12-frame delay resilience cases (480 ms at 25 frames/s) performed well above the nonresilient video communication qualities. Hence, the motivation obtained from these results led us to apply and test this particular scheme as a complementary resilience method to the AIR algorithm over the GPRS networks where frame droppings are inevitable. The results of these tests have been demonstrated in Figs. 8–10 and Table VII. It has been shown that the transcoding with combined resilience achieved superior quality levels against the nonresilient schemes over the GPRS channels with frame losses. In these figures, the corresponding performance improvements have been observed to be 4 dB, 4 dB, and 2.5 dB on average for "Suzie," "Salesman," and "Foreman," respectively. Moreover, "Suzie" results have been presented in such a way that the quality gains of the combined method of AIR and FCS are compared against the AIR and FCS only resilience results at similar conditions, $BER \approx 3.3e-3$, over the same GPRS channel at $C/I = 12$ dB with CS2. The results of these particular experiments, shown in Fig. 8 and Table VII, demonstrate 1-, 2-, and 4-dB quality improvements in favor for the FCS only, the AIR only and the combined methods, respectively, compared to the nonresilient scheme. The associated quality improvements were achieved with the minimal output bit rate growths with the use of the rate management features of the video transcoder. The bit rate increases due to the use of the combined resilience methods were reported to be ~ 2.5 kbps, ~ 0.3 kbps and ~ 3 kbps on average for "Suzie," "Salesman," and "Foreman," respectively. These increases in bit rates are so small that the GPRS timeslots required for the transfers of the resilient and nonresilient data are exactly the same.

Figs. 9 and 10 present the subjective results obtained for the 150-frame "Suzie" and 200-frame "Foreman" sequences, respectively. The reason for choosing the 67th frames of "Suzie" is that these particular frames show the effects of frame losses in a high-motion region of the sequence. In this way, a more lucid comparison of the frame loss effects and the quality improve-

ments obtained with the combined resilience algorithms can be demonstrated.

VI. DISCUSSIONS

The AIR transcoding performance has been tested over an error-prone GPRS channel model. These tests have shown that the GPRS error effects on the transcoded video quality were quite detrimental. This is due to the fact that the error-sensitive video data is significantly vulnerable to the loss of long bursts of visual information. Hence, interleaving of data prior to its transmission at the video proxy is believed to improve the QoS in error-prone conditions as this will randomize the burstiness of errors. The inherent GPRS channel interleaving and protection schemes, namely CS1–3, provide a certain degree of protection against transmission errors by means of convolutional coding. However, for video communications, these built-in schemes have been demonstrated to be practically inefficient at higher BER levels. The simulations have shown that as the protection schemes of the different GPRS channels got weaker, the BER increased significantly. This increase in BER at low C/I ratios, such as $C/I = 7, 9$ dB, notably degraded the perceptual quality of video communications. At these low C/I ratios, the resilience provided only by the AIR algorithm was not very satisfactory. This hinted at the necessity of additional protection/resilience schemes. Conversely, at moderate and high C/I ratios, even a 3-MB AIR method gave quite satisfactory results compared to the nonresilient ones. Despite the addition of AIR to the compressed video data, the transcoder produced video streams which required the same number of GPRS timeslots to be transmitted as the nonresilient ones. During the experiments, it has also been demonstrated that the detrimental effects of transmission errors and the remedial effects of AIR varied with the change in the motion activity within the test sequences. The higher the motion activity, the less robust the video stream to errors.

Additionally, the FCS transcoding performance has also been tested and the video quality has been demonstrated to improve by a couple of dBs in most cases. The effect of an ACK/NACK delay has been observed to vary depending on the motion activities in the test sequences. In these tests, it has been shown that the increasing feedback delay also increased the bit rate and affected the video quality depending on the correlation of the video information between the reference and the current video frames. Similarly, the increase in bit rate was also easily managed here with the rate and error resilience control feedback loops of the video transcoder.

Furthermore, a combination of the AIR and FCS resilience methods has also been demonstrated. This combination has been

shown to achieve superior transcoding qualities to the nonresilient video qualities at near target output bit rates, requiring the same number of GPRS timeslots. During these particular experiments, a 5% video frame loss was also considered in addition to the inherently error-prone GPRS transmission model at $C/I = 12$ dB, using the CS2 protection scheme. The tests were repeated for several video sequences and similar results were obtained with 2.5~4 dB enhancements in error-prone environments.

Finally, the reason why combined AIR-FCS method performed better than either alone is that whilst AIR compensated for the quality degradation caused by the GPRS channel bit errors, FCS also mitigated the effects of the full video frame losses. As it can be recalled from the set-up of the particular experiments, the video transmission over error-prone (CS2 $C/I = 12$ dB) GPRS channel was coupled with a 5% frame loss effect. Thus, AIR alone was only able to alleviate the GPRS bit error propagation effects within the received media stream whereas sole FCS could merely mitigate the temporal artifacts resulting from accumulation of errors due to full frame losses. Therefore, during the design of the proposed transcoding algorithm, it was envisaged to successfully stop the quality damaging error propagation effects with the use of a combined AIR-FCS method at the error-resilient video transcoder.

VII. CONCLUSION

An intermediate stage error-resilience addition to an already compressed and transmitted video stream has been discussed in this paper. For this purpose, a video transcoder has been exploited to produce an error-resilient and standards-compliant output. The resilience was achieved with the use of separate and combined AIR and FCS techniques during the transcoding operations. The tradeoff of both resilience schemes, namely the undesired inherent output bit rate increase due to their operations, was easily overcome and resolved by employing an adaptive rate transcoding scheme. Thus, a more efficient adoption of the resilience algorithms could be accomplished with output rates fairly close to the requirements. The adaptive operation of the combined rate and error resilience control feedback loops produced output rates at near target bit rates whilst injecting the necessary amount of robustness to pre-compressed video streams. Numerous experiments gave superior transcoding performances over the error-prone GPRS channels to the nonresilient video qualities.

Since this paper has presented an incorporation of the error resilience schemes into the video transcoding algorithm, it consequently shows another objective of the video transcoders: the provision of error resilience to compressed video streams. Thus, it can be said that the next-generation video proxies will carry most of the burdens of the networks allowing the source encoders and end-decoders to stay free of complex resilience or rate regulation tasks.

REFERENCES

[1] G. de los Reyes, A. R. Reibman, S. F. Chang, and J. C. I. Chuang, "Error-resilient transcoding for video over wireless channels," *IEEE J. Select. Areas Commun.*, vol. 18, pp. 1063–1073, June 2000.

[2] S. Dogan, A. Cellatoglu, A. H. Sadka, and A. M. Kondoz, "Error-resilient MPEG-4 video transcoder for bit rate regulation," in *Proc. 5th World Multi-Conf. Systemics, Cybernetics and Informatics*, vol. XII, Orlando, FL, July 2001, pp. 312–317.

[3] S. Dogan, A. H. Sadka, and A. M. Kondoz, "MPEG-4 video transcoder for mobile multimedia traffic planning," in *Proc. IEE 2nd Int. Conf. 3G Mobile Commun. Technol.*, London, U.K., Mar. 2001, IEE conf. pub. no. 477, pp. 109–113.

[4] M. Ghanbari, "Two-layer coding of video signals for VBR networks," *IEEE J. Select. Areas Commun.*, vol. 7, pp. 771–781, June 1989.

[5] T. Warabino, S. Ota, D. Morikawa, M. Ohashi, H. Nakamura, H. Iwashita, and F. Watanabe, "Video transcoding proxy for 3G wireless mobile internet access," *IEEE Commun. Mag.*, vol. 38, pp. 66–71, Oct. 2000.

[6] P. A. A. Assuncao and M. Ghanbari, "Post-processing of MPEG-2 coded video for transmission at lower bit rates," in *Proc. IEEE Int. Conf. Acoustics, Speech, and Signal Processing*, vol. 4, Atlanta, GA, May 1996, pp. 1998–2001.

[7] N. Bjork and C. Christopoulos, "Transcoder architectures for video coding," *IEEE Trans. Consumer Electron.*, vol. 44, pp. 88–98, Feb. 1998.

[8] K.-S. Kan and K.-C. Fan, "Video transcoding architecture with minimum buffer requirement for compressed MPEG-2 bitstream," *Signal Processing*, vol. 67, no. 2, pp. 223–235, June 1998.

[9] G. Keesman, R. Hellinghuizen, F. Hoeksema, and G. Heideman, "Transcoding of MPEG bitstreams," *Signal Processing: Image Commun.*, vol. 8, no. 6, pp. 481–500, Sept. 1996.

[10] H. Sun, W. Kwok, and J. W. Zdepski, "Architecture for MPEG compressed bitstream scaling," *IEEE Trans. Circuits Syst. Video Technol.*, vol. 6, pp. 191–199, Apr. 1996.

[11] S. Dogan, A. H. Sadka, and A. M. Kondoz, "Efficient MPEG-4/H.263 video transcoder for interoperability of heterogeneous multimedia networks," *Electron. Lett.*, vol. 35, no. 11, pp. 863–864, May 1999.

[12] N. Feamster and S. Wee, "An MPEG-2 to H.263 transcoder," in *Proc. SPIE 2nd Conf. Multimedia Systems and Applications*, vol. 3845, Boston, MA, Sept. 1999, pp. 164–175.

[13] *Information Technology Meeting—Generic Coding of Audio-Visual Objects—Part 2: Visual*, ISO/IEC JTC1/SC29/WG11 N2802 (MPEG-4), Vancouver, Canada, July 1999.

[14] K. Stuhlmuller, N. Farber, M. Link, and B. Girod, "Analysis of video transmission over lossy channels," *IEEE J. Select. Areas Commun.*, vol. 18, pp. 1012–1032, June 2000.

[15] *Video Coding for Low Bitrate Communication*, ITU-T Draft Recommendation H.263 Version 2 (H.263+), Jan. 1998.

[16] S. Wenger, G. Knorr, J. Ott, and F. Kossentini, "Error resilience support in H.263+," *IEEE Trans. Circuits Syst. Video Technol.*, vol. 8, pp. 867–877, Nov. 1998.

[17] R. Talluri, "Error-resilient video coding in the ISO MPEG-4 standard," *IEEE Commun. Mag.*, vol. 36, pp. 112–119, June 1998.

[18] *Overall Description of the GPRS Radio Interface Stage 2*, ETSI/SMG, GSM 03.64, Version 5.2.0, 1998.

[19] G. Brasche and B. Walke, "Concepts, services and protocols of the new GSM phase 2+ general packet radio service," *IEEE Commun. Mag.*, vol. 35, pp. 94–104, Aug. 1997.

[20] C. Bettstetter, H.-J. Vogel, and J. Eberspacher, "GSM phase 2+ general packet radio service GPRS: Architecture, protocols, and air interface," *IEEE Commun. Surveys*, vol. 2, no. 3, 3rd Quarter 1999.

[21] J. Cai and D. J. Goodman, "General packet radio service in GSM," *IEEE Commun. Mag.*, vol. 35, pp. 122–131, Oct. 1997.

[22] *Digital Cellular Telecommunications System (GSM Radio Access Phase 3); Channel Coding*, ETSI/SMG GSM 05.03, Version 6.1.

[23] P. Larsson and H. Olofsson, "Performance evaluation of different frequency reuse patterns and channel coding schemes in GPRS," in *Proc. IEEE 48th Vehicular Technology Conf.*, vol. 1, Ottawa, Canada, May 1998, pp. 139–143.

[24] P. Rysavy, "General packet radio service (GPRS)," *PCS Data Today On-line J.*, Winter/Spring 1999.

[25] H. Granbohm and J. Wiklund, "GPRS—General packet radio service," *Ericsson Review*, no. 2, pp. 82–88, 1999.

[26] S. Buckingham. (2000, Jan.) An introduction to the general packet radio service. [Online]. Available: <http://www.gsmworld.com/technology>.

[27] P. A. A. Assuncao and M. Ghanbari, "Transcoding of single-layer MPEG video into lower rates," *IEE Proc. Vision, Image, and Signal Processing*, vol. 144, no. 6, pp. 377–383, Dec. 1997.

[28] J. Youn, M.-T. Sun, and C.-W. Lin, "Motion vector refinement for high-performance transcoding," *IEEE Trans. Multimedia*, vol. 1, pp. 30–40, Mar. 1999.

- [29] *Digital Cellular Telecommunications System (GSM Radio Access Phase 2+); Radio Transmission and Reception*, ETSI/SMG GSM 05.05, Version 7.0.
- [30] A. H. Sadka, *Compressed Video Communications*. Chichester, U.K.: Wiley, 2002.



Safak Dogan (S'99) received the B.Sc. degree in electronics and communications engineering from the Technical University of Istanbul, Istanbul, Turkey, in 1995, the M.Sc. degree in satellite communications engineering, and the Ph.D. degree in multimedia communications engineering, both from the University of Surrey, Guildford, UK, in 1996 and in 2001, respectively.

Since November 2001, he has been a Research Fellow within the Multimedia Communications Research Group of the Centre for Communication

Systems Research (CCSR), University of Surrey. His past research has included TCP/IP performance over satellite ATM technologies and the area of video transcoding technologies for heterogeneous multimedia networking environments, particularly for low bit rate video communications. He pioneered a work for a generic bi-directional MPEG-4/H.263 heterogeneous video transcoding mechanism for interoperability of the two video compression standards. His current research interests include multimedia communication networks, error resilience for next-generation mobile-wireless video transmissions, and multi-party video-conferencing technologies and video transcoding. He has authored several research papers published in various peer-refereed international conferences and prestigious journals, and has contributed to a technical book with a highly specialized video transcoding chapter.



Akin Cellatoglu (S'99) received the B.Sc. degree in electrical and electronic engineering from the Eastern Mediterranean University, North Cyprus, in 1996, and the M.Sc. degree in mobile and satellite communications engineering in 1998 from the University of Surrey, Guildford, U.K., where he is currently working toward the Ph.D. degree within the Multimedia Communications Research Group of the Centre for Communication Systems Research (CCSR).

His past research has included error-resilience techniques for MPEG-4 video coding. His current research interests include multimedia packet communications over mobile channels and the optimization of real-time protocol stacks for reliable and robust packet transmissions, as well as increasing the transport efficiency over wireless links. His work has recently been patented by the CCSR.

Mustafa Uyguroglu (M'98) received the B.Sc., M.Sc., and Ph.D. degrees, all in electrical and electronic engineering, from the Eastern Mediterranean University, Gazi Magusa, North Cyprus.

He has been active in the area of robotics and automated control systems for many years. Currently, he is an Assistant Professor with the Department of Electrical and Electronic Engineering and Advanced Technologies Research and Development Institute, Eastern Mediterranean University. His research interests are focused on the mathematical modeling of the robot arms, advanced image-processing techniques, and computer vision. He has also been involved in 3-D modeling of human heads and other moving objects.



Abdul H. Sadka received the B.Eng. degree in computer and communications engineering, the M.Sc. degree in computer engineering, and the Ph.D. degree in electrical and electronic engineering, in 1990, 1993, and 1997, respectively.

In 1997, after a research fellowship position within the Centre for Communication Systems Research, he became a Lecturer in video networking within the Multimedia Research Group of the University of Surrey, Guildford, U.K. He and his researchers have pioneered work on several aspects of video coding and transcoding, error resilience, and video transport over networks. He has delivered several invited talks and seminars, and provided consultancy on the subject to potential companies in the U.K. telecommunications industry. He has served on advisory and technical committees of several international conferences and specialized workshops, and refereed EPSRC research proposals as well as a number of IEE proceedings and letters. He has over 40 publications in refereed journals and conferences, and is the author of the recent book *Compressed Video Communications* (New York: Wiley, 2002), as well as book chapters on several issues of video coding and networking. He has one filed EU patent in the area.

Dr. Sadka is a member of the Institute of Electrical Engineers (IEE), a Chartered Electrical Engineer (CEng) in the U.K., and a member of the Institute for Learning and Teaching (ILT).



Ahmet M. Kondo (M'91) was born in Cyprus. He received the B.Sc. (Hons.) degree in engineering, the M.Sc. degree in telematics, and the Ph.D. in communication in 1983, 1984, and 1986, respectively.

He became a Lecturer in 1988, a Reader in 1995, and then in 1996, a Professor in Multimedia Communication Systems and deputy director of Centre for Communication Systems Research (CCSR), University of Surrey, Guildford, U.K. He has more than 200 publications, including a book in low-bit-rate speech coding and several book chapters. He has graduated more than 30 Ph.D. students in the areas of speech/image and signal processing and wireless multimedia communications, and has been a consultant for major wireless media terminal developers and manufacturers.

Prof. Kondo has been awarded several prizes, the most significant of which are The Royal Television Societies' Communications Innovation Award and The IEE Benefactors Premium Award. He has been on the Refereeing College for EPSRC and on the Belgium and Canadian Research Councils. He is a member of IEE and SCA.