




T. MIWA




1




2




3



4



5




6


EVALUATION METHODS FOR VIBRATION EFFECT (1)



7



8



9

Fig. 4. Photographs of vibration tables, postures and instruments.

Photograph number	Vibration direction	Posture	Direction of body axis
1	Vertical vibration table		
2	Horizontal vibration table		
3	Vertical	Sitting	
4	Vertical	Standing	
5	Horizontal	Sitting	Before & behind
6	Horizontal	Standing	Before & behind
7	Horizontal	Sitting	Right & left
8	Horizontal	Standing	Right & left
9	Instruments of this experiment		

