

Evaluation of the PsyCuraDat-Specification 2.0

Study description of the data referring to the second user study conducted in the BMBF-funded project PsyCuraDat

PsyCuraDat User Study 2

Version 1.0.0

Katarina Blask, Marie-Luise Müller, Valentin Arnold and Stephanie Kraffert

Leibniz-Institute for Psychology (ZPID)



Content

Figures and Tables	3
1. Preface	4
2. Study information.....	4
3. The developed specification and the results of user study 1	5
4. Content of user study 2.....	5
5. Sampling procedure.....	6
6. Selection procedure	6
7. Data preparation	7
8. Data analysis	13
8.1. Perceived usefulness of the contextual specification	13
8.2. Additional information needed for an optimal reuse of research data	14
8.3. Interviewees' interaction with the data and the associated documentation materials	15
8.4. Concluding remarks	16
9. References	18
10. Links.....	19
Appendix	20

Figures and Tables

Figure 1. Additional sources of procedural information	15
Figure 2. Illustration of researchers' clicking behavior (absolute frequencies)	16
Figure 3. Illustration of researchers' clicking behavior (duration)	17
Table 1: User study duration	7
Table 2: Variables in the dataset	7
Table 3: Metadata	8
Table 4: Paradata	8
Table 5: Substantial data	9
Table 6: Missing values	13

1. Preface

This publication and the corresponding dataset refer to data collected within the project „Development of user-oriented curation criteria for psychological research data“ (PsyCuraDat), which is funded by the Federal Ministry of Education and Research (BMBF). Despite careful examination of the data, mistakes may remain undiscovered. If you find mistakes, please inform us by writing an e-mail to PsyCuraDat@leibniz-psychology.org. We will correct these errors in a timely manner and upload a corrected version of the data.

We recommend researchers always to work with the latest version of the PsyCuraDat datasets. You can find them in the disciplinary repository PsychArchives under the DOI: <http://dx.doi.org/10.23668/psycharchives.4458>. If your scientific publications refer to the data of the PsyCuraDat project, we would be pleased to hear from you (i.e. receive bibliographic details of your publication) via e-mail to PsyCuraDat@leibniz-psychology.org.

Our data are subject to the license [CC-BY-SA 4.0 International](https://creativecommons.org/licenses/by-sa/4.0/). If you refer to these data from the PsyCuraDat project in your publications, please use the following reference:

Blask, K., Müller, M.-L., Arnold, V., & Kraffert, S. (2021). Anonymized transcripts, raw data, and scientific use file for user study 2 of the BMBF-funded project PsyCuraDat. PsychArchives. <http://dx.doi.org/10.23668/psycharchives.4458>.

2. Study information

- Study number: PsyCuraDat_User_study_2
- Study title: PsyCuraDat-Specification 2.0: Evaluation within the second user study
- Version: 1.0.0, 07.09.2020, doi: <http://dx.doi.org/10.23668/psycharchives.4458>.
- Survey year: 2020
- Survey period: 27.07.2020 – 28.09.2020
- Funder: BMBF, funding code: 16QK08

3. The developed specification and the results of user study 1

Based on the project's previous research outcomes, a contextual specification of the documentation standard was developed and tested in a first user study (Blask, Müller, Arnold, & Kraffert, 2020). The study contains a short survey testing for the comprehensibility of an example dataset in light of its documentation according to the PsyCuraDat standard as well as subsequent cognitive interviews. Based on this study as well as previous conceptual work (e.g., Blask, Gerhards, Jalynskij, 2020) a contextual specification, including the following three documentation levels, was designed. The first level of the documentation standard reflects researchers' decisions on the conceptual specification of the research design, including for instance information on the sample and the investigated constructs. The second level represents the research design on an operational level, including an extended codebook that allows for the linkage between the conceptual research design and the actually operationalized variables as presented within the data. Finally, the third level contains a detailed description of the research process, including a detailed procedure graphic as well as a presentation of the data preparation and analysis steps. Within the first user study, it was discovered that researchers found the definition of the contextual functions connected to the three (as rather technical perceived) levels to be insufficient. Furthermore, and throughout the interviews, researchers requested a more precise description of the design, the provision of aggregated data in addition to the provided raw data and the presentation of the original hypotheses. Aside from that, the descriptive analysis of researchers' interactions with the provided documentation materials showed that researchers mostly relied on the data, the codebook and the graphical demonstration of the procedure. Based on the results of user study 1, we refined the standard and conducted a second user study (user study 2) to evaluate the revised contextual specification.

4. Content of user study 2

Based on the results of user study 1 and in order to enhance the provided documentation of the procedural details, a data preparation and analysis script was added to the provided dataset. Additionally, a short manual describing the functional properties of the documentation levels and their constituting elements was provided to increase the standards' comprehensibility and relatedly its usability. In order to further improve the formal and contextual specification of the standard, the documentation standard was applied to an exemplary dataset. For the purpose of testing whether the pieces of information presented within the dataset documentation are useful

in conveying the relevant procedural knowledge associated with a dataset, participants were asked to answer questions about the dataset with the help of the provided documentation. The detailed instructions for the task as well as a list of the survey items can be found in Appendix A. Before starting with the task, however, participants were asked to give informed consent. The consent can be found in Appendix B. After completing the task participants were then interviewed on the perceived usefulness of the standard and its three documentation levels. The original interview guide is presented in Appendix C.

The answers given to the related questions were coded by the PsyCuraDat project staff in different response categories. Additionally, an observation protocol was created, in which the PsyCuraDat project staff coded all interactions of the interviewed researchers with the data and the corresponding documentation materials. Both types of information, i.e. the response categories related to the interviewees' answers and their actual interaction with the materials constitute the substantial variables of the present dataset.

5. Sampling procedure

- Study area: Europe, Canada
- Basic population and selected population: Researchers belonging to NOSI (Network of Open Science Initiatives in Germany). All of the interviewed researchers were currently employed at universities or research institutes in Europe or Canada.

6. Selection procedure

- Sample selection: Researchers belonging to the NOSI were selected. The request sent to the researchers can be found in Appendix D.
- Survey procedure: Online user study
- Data collection: Own website
- Software used for data collection, archiving and analysis: The online user study was hosted on an own website including a SurveyMonkey questionnaire; processing and analysis of the data was done with IBM SPSS Statistics (Version 26).
- User study duration:

Table 1

User study duration

	<i>N</i>	<i>Min</i>	<i>Max</i>	<i>M</i>	<i>SD</i>
Online survey duration in minutes	7	29	132	61.71	33.37

Note. N = sample size, Min = minimum, Max = maximum, M = mean processing time in minutes, SD = standard deviation.

7. Data preparation

- Data control: Control for completeness of the variables in the dataset, correctness of variable names and labels, value labels as well as missing values
- Units in the dataset: Seven finished interviews in the context of the online user study
- Variables in the dataset (for an explanation, see below):

Table 2

Variables in the dataset

Variable type	Number
Metadata	6
Paradata	5
Substantial data	38

- Metadata: Serve the description of the dataset; these data comprise the PsyCuraDat study number, version, DOI as well as survey year, period, and funder

Table 3

Metadata

Variable	Label
study	study number
version	archived version
doi	Digital Object Identifier
year	survey year
period	survey period
funder	project funder

- Paradata: Refer to information resulting from the study process (e.g., interview date and interview duration) and administrative information (e.g., ID participant)

Table 4

Paradata

Variable	Label
Personindex	ID participant
intdat	interview date
begin	beginning of the interview
end	end of the interview
intdura	interview duration

- Substantial data: The first 24 variables, i.e. variables LayerUse to AddReq_i, refer to the topics addressed in the cognitive interview (see Appendix C), while the other variables are representative of participants' interaction with the data and documentation material (variables ManualCe to ScriptDur). With the exception of the variables related to the time participants interacted with the data

and documentation material, the values of all variables represent the frequency with which the respondents named the individual categories or interacted with the related data and documentation materials.

Table 5

Substantial data

Variable	Label	Values
LayerUse	perceived usefulness of the three data documentation levels	1 = statement indicating the perceived usefulness of the three levels; 0 = no statement indicating the perceived usefulness of the three levels.
LayerNoUse	perceived uselessness of the three data documentation levels	1 = statement indicating that the three layers are not perceived to be useful; 0 = no statement indicating that the three layers are not perceived to be useful.
DataDocComp	division in levels is perceived as too technical	1 = statement indicating that raw data and documentation were perceived to be compatible; 0 = no statement indicating that raw data and documentation were perceived to be compatible.
DataDocIncomp	information on the different levels is perceived to be redundant	1 = statement indicating that raw data and documentation were perceived to be incompatible; 0 = no statement indicating that raw data and documentation were perceived to be incompatible.
LayerReq	transitions between the levels are perceived to be fuzzy	1 = statement indicating that all three layers are required; 2 = statement indicating that not all three layers are required.
DocInteg	should paradata be integrated into the dataset	1 = statement indicating that standard can be integrated into research process; 0 = no statement indicating that standard can be integrated into research process.

DocNoInteg	three layers perceived to be useful	1 = statement indicating that standard cannot be integrated into research process; 0 = no statement indicating that standard cannot be integrated into research process.
CostBenefitInteg	three layers not perceived to be useful	1 = costs and benefits are equal; 2 = costs outweigh benefits; 3 = benefits outweigh costs; 0 = no statement regarding costs/benefits ratio for integrating the standard into the daily research process.
ManualUse	raw data and documentation are perceived to be compatible	1 = statement indicating that the manual is perceived as useful; 2 = statement indicating that the manual is not perceived as useful; 0 = no statement indicating the perceived usefulness of the standard.
EvalStatusQuoCb	raw data and documentation are perceived to be incompatible	1 = statement indicating a positive evaluation of the standard (status quo); 0 = no statement indicating a positive evaluation of the standard (status quo).
PotStatusQuoCb	requirement of all three layers for reuse	1 = statement indicating potential for improvement of the manual; 0 = no statement indicating potential for improvement of the manual.
EvalStatusQuoProc	standard can be integrated into research process	1 = statement indicating the positive evaluation of the procedure graphic (status quo); 0 = no statement indicating the positive evaluation of the procedure graphic (status quo).
PotStatusQuoProc	standard cannot be integrated into research process	1 = statement indicating potential for improvement of the procedure graphic; 0 = no statement indicating potential for improvement of the procedure graphic.
EvalStatusQuoAnalScript	costs of documenting data in accordance with the standard relative to its benefits	1 = statement indicating the positive evaluation of the analysis script (status quo); 0 = no statement indicating the positive evaluation of the analysis script (status quo).

PotStatusQuoAnalScript	perceived usability of the user manual	1 = statement indicating potential for improvement of the analysis script; 0 = no statement indicating potential for improvement of the analysis script.
AddReq_a	evaluation regarding the status quo of the codebook	1 = mentioned; 0 = not mentioned.
AddReq_b	potential for improvement regarding the status quo of the codebook	1 = mentioned; 0 = not mentioned.
AddReq_c	evaluation regarding the status quo of the procedure graphic	1 = mentioned; 0 = not mentioned.
AddReq_d	potential for improvement regarding the status quo of the procedure graphic	1 = mentioned; 0 = not mentioned.
AddReq_e	evaluation regarding the status quo of the conceptual description for the data preparation and analysis script	1 = mentioned; 0 = not mentioned.
AddReq_f	potential for improvement regarding the status quo of the conceptual description for the data preparation and analysis script	1 = mentioned; 0 = not mentioned.
AddReq_g	additional requirements - abstract	1 = mentioned; 0 = not mentioned.
AddReq_h	additional requirements - flow chart	1 = mentioned; 0 = not mentioned.
AddReq_i	additional requirements - formal specification	1 = mentioned; 0 = not mentioned.
ManualCe	additional requirements - graphic presentation	

	of the hypotheses
ManualDur	additional requirements - hierarchical structure
DataCe	additional requirements – paper
DataDur	additional requirements - readme/manual
DesignCe	additional requirements - information on legal aspects
DesignDur	additional requirement - study materials
CodebookCe	number of user manual click events
CodebookDur	time spent on the reception of the user manual in seconds
InstructCe	number of raw data click events
InstructDur	time spent on the reception of the raw data in seconds
ProcedureGraphCe	number of design and hypotheses click events
ProcedureGraphDur	time spent on the reception of the design and hypotheses in second
ScriptCe	number of codebook click events
ScriptDur	time spent on the reception of the codebook in seconds

- Missing values: Allocation of negative values according to the following scheme:

Table 6

Missing values

Variable	Label
-97	Error during recording

- Analysis system/format: The dataset is available in the format .sav for the system SPSS and as a .csv file.

8. Data analysis

Due to the small sample size, the analysis was limited to a descriptive representation of the absolute frequencies for the different response categories resulting from the cognitive interview. Similarly, the absolute frequencies and processing times for interviewees' interaction with the data and the associated documentation materials will only be presented on an individual level.

8.1. Perceived usefulness of the contextual specification

In order to investigate whether researchers perceive the proposed standard and its contextual specification to be useful for documenting their research process, researchers were asked to indicate their perceived usability regarding the three documentation levels. Additionally, researchers were asked whether they could imagine to integrate the standard into their daily research routines and how much effort this would mean to them. Results indicate that all the interviewed researchers perceived the proposed structure of the standard to be useful. Likewise, all participants indicated that they could imagine to integrate the standard into their research process. However, one researcher had some concerns regarding the applicability of the standard for more complex studies, especially in the neuroscience and biopsychology area. Regarding the perceived effort for documenting the data in accordance with the standard approximately half of the interviewees (three out of seven) perceived the benefits of such a documentation to

outweigh the costs. One interviewee perceived costs and benefits to be equal and for another participant the perceived costs of applying the standard even outweighed the perceived benefits.

8.2. Additional information needed for an optimal reuse of research data

In order to determine further sources of procedural knowledge that researchers would like to have about a given dataset, interviewees were asked to indicate all information they would like to have additionally to those provided by the present version of the standard. Figure 1 gives an overview of the interviewees' answers. According to these descriptive results, most researchers would like to have a more detailed description of the material used within the procedure (e.g. stimulus material and program code) as well as a short explanatory overview of the provided documentation (i.e. readme file). Further, researchers requested a more hierarchical documentation structure of the procedure graphic, which might for instance be realized within a flow chart. Of course, the mentioned sources may have been biased towards the specific tasks realized in the user study.

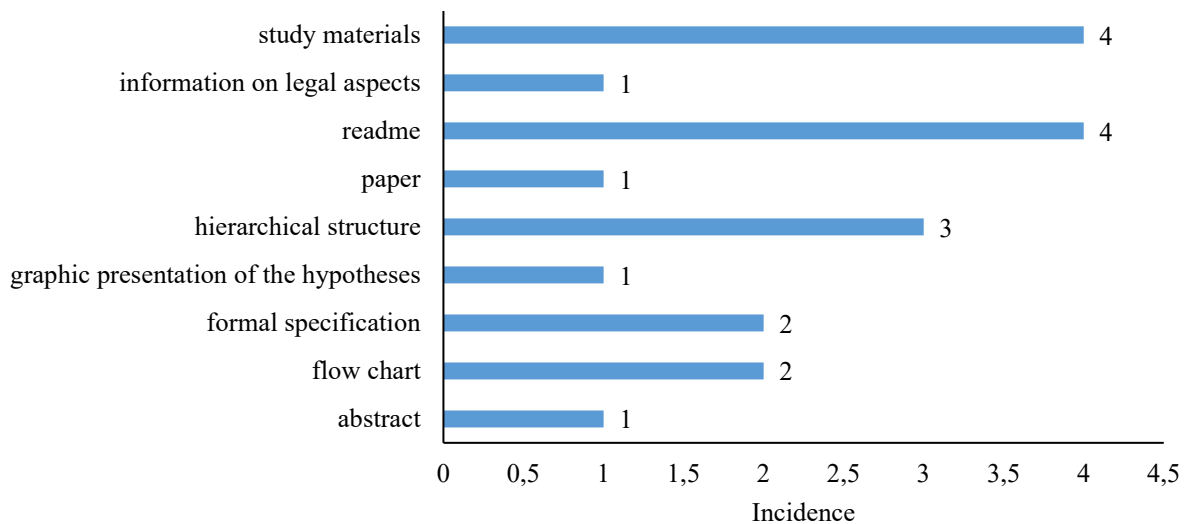


Figure 1. Presented are the absolute frequencies with which the additional sources of procedural information have been named by the interviewees.

8.3. Interviewees' interaction with the data and the associated documentation materials

Similar to User Study 1 (Blask, Müller, et al., 2020) we also recorded researchers' interaction with the different information sources provided for task completion. In particular, researchers' clicking behavior and the time spent on processing the different contents were descriptively analyzed on an individual level. In particular, click events and processing time for the following information sources were considered: manual, data, documentation regarding the conceptual definition of the research design including the investigated hypotheses, codebook, original instructions of the example study, procedure graphic and analysis script (SPSS code and documentation). Figure 2 illustrates the absolute frequencies of click events and Figure 3 the corresponding processing time for each interviewee and the different information sources.

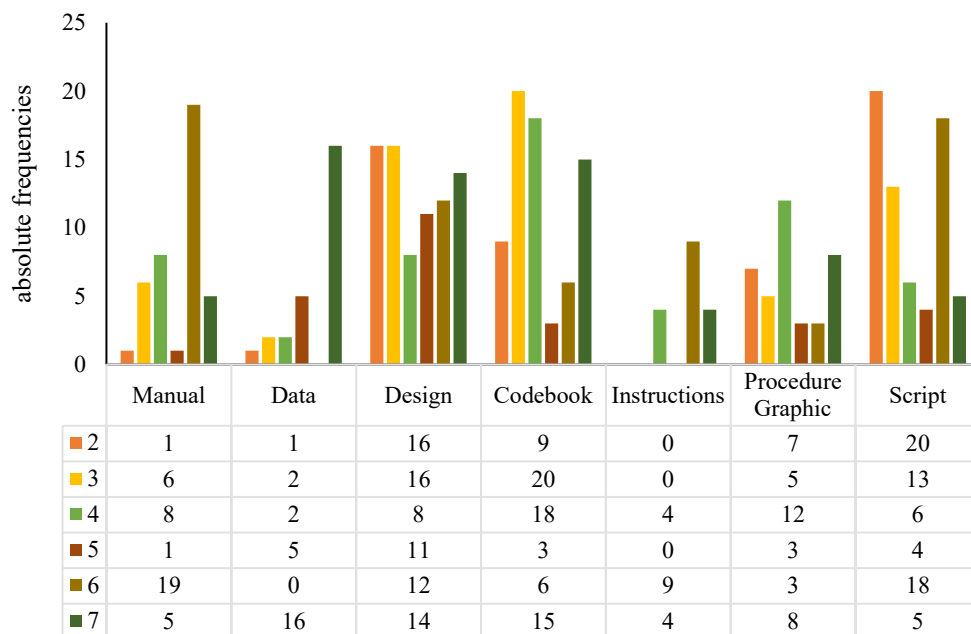


Figure 2. This figure illustrates the absolute frequencies of click events (represented by the bars) for each interviewee (numbers 2 through 7) and the different information sources during task completion.

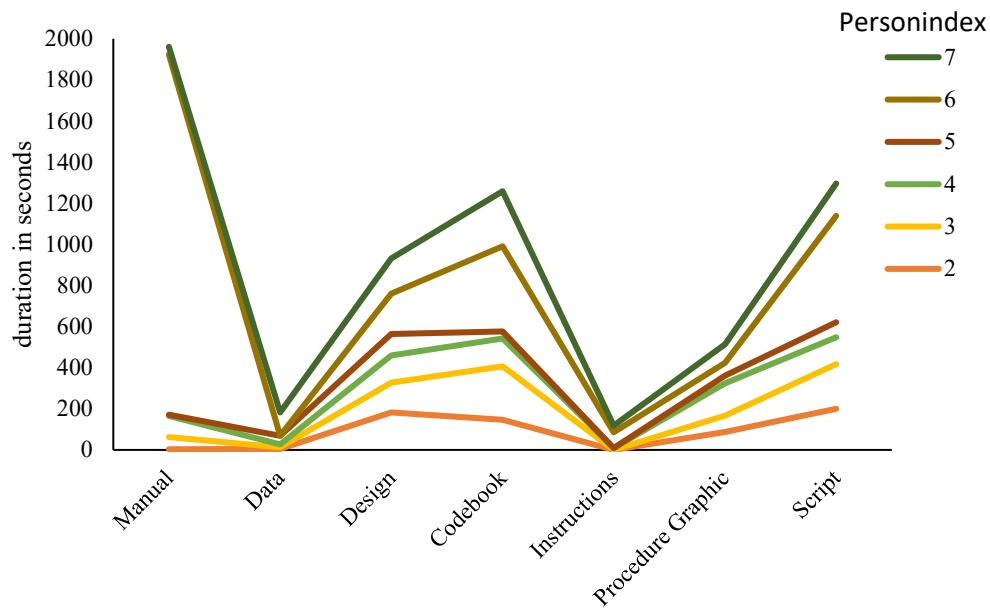


Figure 3. This figure illustrates the processing time of each interviewee (numbers 2 through 7) for the different information sources during task completion.

The descriptive analysis of researchers' clicking behavior and the corresponding processing times indicates that researchers mainly relied on the codebook, the design, the procedural graphic and the analysis script when answering the different questions. This is not surprising, given that the survey aimed at testing for participants' procedural knowledge regarding the example dataset. Thus, the most important information sources for an improved understanding of the context in which the data have been generated and thus a more comprehensive understanding of these data seem to be the research design and hypotheses, the codebook, a precise description of the procedure, and the analysis script.

8.4. Concluding remarks

In summary, the results of the current user study show that the contextual as well as the formal specification of the standard need further improvement. In particular, it turned out that researchers prefer a presentation of the procedure in a nested, hierarchic structure (i.e. flow charts) linking the different elements of the curated data to one another (i.e. data, codebook, experimental materials). Most of the interviewed researchers requested a more detailed description of the material used within the procedure (f. ex. stimulus material, applied program and program code) as well as an explanatory overview/readme file of the provided documentation. Furthermore, the descriptive analysis of participants' interaction with the

existing documentation materials showed that they most strongly relied on the conceptual description of the research design, the codebook, the graphical description of the procedure, and the analysis script. Consequently, a comprehensive understanding of a given dataset seems to depend strongly on two things. First, researchers need a detailed description of the data on a study level (i.e., the conceptual description of the research design) and a data level (i.e., codebook). Second, the information provided on these two levels have to be linked to the data and to each other via a comprehensive description of the data collection and analysis process – including a comprehensible procedure graphic as well as all materials used during the data collection and analysis process.

9. References

- Blask, K., Gerhards, L., & Jalynskij, M. (2020). PsyCuraDat: Designing a user-oriented curation standard for behavioral psychological research data. *Frontiers in Psychology*, *11*, 3892.
- Blask, K., Müller, M.-L., Arnold, V., & Kraffert, S. (2020). Evaluation of the PsyCuraDat-Specification 1.0 - Study description of the data referring to the first user study conducted in the BMBF-funded project PsyCuraDat. *ZPID (Leibniz Institute for Psychology Information)*. <https://doi.org/10.23668/PSYCHARCHIVES.4318>

10. Links

PsyCuraDat project website: www.leibniz-psychology.org/institut/drittmittelprojekte/psycuradat

Leibniz Institute for Psychology (ZPID): www.leibniz-psychology.org

Appendix

A Instructions and survey items (original German version)

A.1 Instructions

Um herauszufinden, ob der von uns entwickelte Standard bereits alle Informationen über einen Datensatz enthält, welche für den effektiven und effizienten Umgang mit dem selbigen vonnöten sind, werden Sie nachfolgend eine Aufgabe mit einem von uns entsprechend dem Standard dokumentierten Datensatz bearbeiten. In dieser Aufgabe werden wir Ihnen einige Fragen zu dem Datensatz stellen, welche Sie mit Hilfe der Dokumentation beantworten sollen. Um Ihren Umgang mit unserem Standard bestmöglich dokumentieren zu können, werden wir die gesamte Studie mit OBS Studio aufzeichnen und Ihnen nach Bearbeitung der Aufgabe noch einige Fragen zu Ihrer Wahrnehmung von unserem Standard stellen.

Die Dokumentation des Datensatzes richtet sich dabei nach den Kernmerkmalen psychologischer Methoden und beinhaltet eine konzeptuelle und operationale Beschreibung des Forschungsdesigns, sowie eine detaillierte Beschreibung des Forschungsprozesses als Ganzes (d.h., Datenerhebungs- und Datenanalyseprozess).

Die verschiedenen Beschreibungsebenen beinhalten dabei die folgenden Elemente (Eine genaue Beschreibung der einzelnen zu dokumentierenden Inhalte befindet sich in dem [Manual Psych-I-Use](#)):

1. **Konzeptuelle Definition des Forschungs-Designs:** Informationen zur Anzahl der Messzeitpunkte, zu Inklusions- und Exklusionskriterien, Population, Methode der Stichprobenziehung, Erhebungskontext, methodischem Ansatz und den im Design enthaltenen Variablen (unabhängige Variablen, abhängige Variablen, Kontrollvariablen und externale Variablen); untersuchte Hypothesen (Menüpunkt: [Design & Hypothesen](#))
2. **Operationale Definition des Forschungs-Designs:** Codebook (Menüpunkt: [Codebook](#))
3. **Detaillierte Beschreibung des Forschungsprozesses:** graphische Veranschaulichung der Prozedur; Datenaufbereitungs- und Analyseskripte (Menüpunkte: [Procedure](#) & [Syntax](#))

A.2 List of survey items

1. Welche Forschungsfrage wurde untersucht?
2. Welches experimentelle Design wurde verwendet?
3. In welcher Reihenfolge wurden die verschiedenen Variablen operationalisiert?
 - Demographic variables - Caused Harm - Control variables - Exercise condition
 - Exercise condition - Control variables - Caused harm - Demographic variables
 - Demographic variables - Exercise condition - Caused harm - Control variables
 - Control variables - Exercise condition - Caused harm - Demographic variables
 - Demographic variables - Exercise condition - Control variables - Caused harm
4. Sind die gewählten Analyseverfahren ausreichend für die Beantwortung der Fragestellung?
5. Könnten Sie anhand der Dokumentation den ursprünglichen Datenerhebungskontext wiederherstellen? Bitte begründen Sie kurz Ihre Einschätzung.

B Consent form (original German version)

Informationen zum Aufgabenmaterial

Für die zur Testung unseres Standards konzipierte Aufgabe, haben wir Teile des folgenden Artikels und der zu ihm gehörenden Daten und Materialien verwendet:

Schindler, S., Pfattheicher, S., & Reinhard, M.-A. (2019). Potential negative consequences of mindfulness in the moral domain. *European Journal of Social Psychology, 49*, 1055 – 1069. doi: <https://doi.org/10.1002/ejsp.2570>

Data and material: osf.io/x98d6

Die Studie von Schindler et al. haben wir ausgewählt, weil sie bereits sehr gut dokumentiert und somit für uns leicht nachzuvollziehen und nachzunutzen war. Weiterhin sind die in der nachfolgenden Aufgabe angegebenen Falschinformationen nicht aus dem Originalartikel, sondern wurden von uns zum Zwecke unserer Nutzerstudie manipuliert.

Stress oder Unannehmlichkeiten

Soweit uns bekannt ist, sind mit dieser Nutzerstudie keine Risiken verbunden. Die Teilnahme an der Nutzerstudie sollte auch mit keinen erhöhten Stressreaktionen einhergehen, da es keinerlei Leistungsdruck während der kompletten Aufgabenbearbeitung gibt. Achten Sie zu Beginn des Versuches darauf, dass der Stuhl eine für Sie angenehme Sitzhöhe hat.

Freiwilligkeit

Die Teilnahme an der Studie erfolgt freiwillig. Sie können jederzeit ohne Angabe von Gründen aus der Studie ausscheiden, ohne dass ihnen persönliche Nachteile entstehen. Auch der/die Versuchsleiter*in kann die Studie jederzeit beenden.

Datenschutz

Ihre Daten werden unter Einhaltung der EU-DSGVO und des Rheinland-Pfälzischen Landesdatenschutzgesetzes zu wissenschaftlichen Zwecken erhoben, gespeichert und verarbeitet (Rechtsgrundlage ist Art. 6 Abs. 1a der EU-DSGVO). Dies umfasst eine Aufbewahrung der Daten von mindestens zehn Jahren nach Beendigung der Studie (gemäß den Leitlinien der DFG zur Sicherung der guten

wissenschaftlichen Praxis in der Fassung vom 03.07.2019). Alle Versuchsleiter*innen unterliegen der Verschwiegenheitsverpflichtung nach §203 StGB und die Speicherung und Auswertung ihrer studienbezogenen Daten erfolgt nach gesetzlichen Bestimmungen gemäß den Vorgaben der Rheinlandpfälzischen Landesdatenschutzgesetzes in pseudonymisierter Form. Pseudonymisiert bedeutet, dass die erhobenen Daten nur durch eine Code-Liste einer bestimmten Person zugeordnet werden können. Diese Liste wird unter Verschluss gehalten und wird nur bei konkretem Bedarf konsultiert, zum Beispiel bei persönlichen Rückfragen durch den/die Versuchsleiter*in. Sie haben das Recht auf Einsicht und Richtigstellung Ihrer gespeicherten Daten (Art. 15, 16 und 18 der EU-DSGVO) sowie auf Löschung (Art. 7 Abs. 3 und Art. 17. EU-DSGVO), sofern keine anderweitigen gesetzlichen Vorgaben bestehen (Art. 89 EU-DSGVO). Nach Widerruf Ihrer Einwilligung zur Studienteilnahme haben Sie das Recht, Einsicht in Ihre bis dahin gespeicherten Daten zu verlangen und deren Löschung zu beantragen, sofern keine anderweitigen gesetzlichen Vorgaben bestehen. Die weitere Nutzung der bis dahin gespeicherten pseudonymisierten Daten ist nur nach Ihrer ausdrücklichen Zustimmung zulässig. Nach Abschluss des Projekts sollen die Daten vollständig anonymisiert werden und dauerhaft in PsychArchives archiviert werden. Bei der Anonymisierung werden sämtliche Angaben entfernt, die eine Zuordnung der Daten zu einer bestimmten Person erlauben könnten.

Einwilligungserklärung: Nutzerstudie des Projektes PsyCuraDat

Ich habe die Probandeninformation über Ziel und Ablauf der Untersuchung sowie studienbedingte Erfordernisse und mögliche Nebenwirkungen erhalten, gründlich durchgelesen und verstanden. Ich hatte ausreichend Gelegenheit, mich bei dem/der Versuchsleiter*in über den Untersuchungshergang zu informieren, sowie auftretende Fragen zu stellen. Diese wurden mir von dem/der Versuchsleiter*in verständlich beantwortet. Ich hatte ausreichend Zeit, mich für oder gegen eine Teilnahme an dieser Studie zu entscheiden. Ich habe verstanden, dass ich jederzeit ohne Angabe von Gründen aus der Studie ausscheiden kann, ohne dass mir persönliche Nachteile entstehen. Auch der/die Versuchsleiter*in kann die Studie jederzeit beenden.

- Hiermit erkläre ich, dass ich das Vorhaben und die Information verstanden habe und freiwillig an der Studie teilnehme

[Speichern und weiter zur Aufgabe](#)

C. Interview guide (original German version)

Interviewleitfaden für kognitive Interviews User Study 2.0

Datum: _____

Interview Nr.: _____

Name des Interviewers: _____

Name des Befragten: _____

1. Einleitung

Zunächst möchte ich Ihnen nochmals dafür danken, dass Sie uns bei der Entwicklung eines methodenspezifischen Dokumentationsstandards für psychologische Forschungsdaten unterstützen. Ich werde Ihnen nun ein paar Fragen in Bezug auf die Aufgabenbearbeitung stellen. Dies soll uns Aufschluss über die genaue Gestaltung der Informationsverarbeitungsprozesse geben, welche eine optimierte Nachnutzung von psychologischen Forschungsdaten erlauben.

2. Bearbeitung der Aufgabe

Fragen zu/nach Aufgabe 1:

1. Hat Ihnen die Aufteilung der Datendokumentation in die drei Stufen „konzeptuelle Definition des Designs“, „operationale Definition des Designs“ und „prozedurale Details“ die Nachnutzung des Datensatzes erleichtert oder erschwert? Bitte begründen Sie Ihre Einschätzung.

2. Haben Sie die Form der Datendokumentation und Ihre Verbindung zum Rohdatensatz als nützlich / verständlich empfunden?

3. Sind Ihrer Meinung nach alle drei Datendokumentationsstufen erforderlich, um eine Nachnutzbarkeit des bereitgestellten Datensatzes zu gewährleisten?

4. Könnten Sie sich vorstellen, diese Form der Datendokumentation in Ihren Arbeitsalltag zu integrieren? Wenn ja wie hoch würden Sie den Aufwand einer solchen Dokumentation im Vergleich zu ihrem Nutzen für Sie und für andere Forschende einschätzen?

5. Finden Sie die zusätzliche grafische Darstellung der Prozedur sinnvoll? Würde diese Darbietungsform, neben der textuellen Darstellung in einem Artikel, für Sie einen zusätzlichen Mehrwert bedeuten mit Bezug auf die Nachnutzbarkeit des Datensatzes?

Ende des Interviews

Haben Sie weitere Fragen, Bedenken oder Kommentare, die Ihrer Meinung nach nützlich sein könnten oder die Sie hervorheben möchten?

BMBF-Project PsyCuraDat: User Study 2 (Evaluation of the PsyCuraDat Specification)

Wenn Sie keine Fragen mehr haben, möchte ich mich noch einmal für Ihre Teilnahme an der Nutzerstudie und dem anschließenden Interview bedanken. Sollten Sie weitere Kommentare oder Ideen haben, können Sie mir gerne eine E-Mail schreiben.

D. Request sent to the researchers (original German version)

Sehr geehrte/r Frau/Herr Mustermann,

mein Name ist Katarina Blask und ich arbeite momentan an der Entwicklung eines methodenspezifischen Standards zur Dokumentation psychologischer Forschungsdaten. D.h. ein Standard, welcher die spezifischen Erfordernisse psychologischer Forschungsmethoden miteinbezieht. Auf Grundlage von zehn Experteninterviews und einem Online-Survey haben wir bereits eine erste Fassung eines solchen Standards entwickelt. Diesen Prototyp möchten wir nun gerne nochmal mit Hilfe von Forschenden wie Ihnen, die nicht nur die methodenspezifischen Erfordernisse des Faches adäquat einschätzen können, sondern gleichzeitig auch die Prinzipien einer offenen und transparenten Wissenschaft vertreten, gegenevaluieren und weiterentwickeln.

Zu diesem Zweck haben wir eine kleine Nutzerstudie entwickelt, welche ich gerne mit Ihnen zusammen im Kontext eines kognitiven Interviews bearbeiten würde. Das Interview würde ca. 45 Minuten dauern. Mögliche Termine wären immer Montag und Dienstag zwischen 8 und 16 Uhr.

Ich würde mich sehr freuen, wenn Sie uns in unserem Vorhaben unterstützen würden!

Mit freundlichen Grüßen

Katarina Blask