

 Open access • Journal Article • DOI:10.1016/0921-4526(91)90525-J

Evidence for a ‘coherence’ gap in Ce₃Bi₄Pt₃ — [Source link](#)

M. F. Hundley, Paul C. Canfield, J. D. Thompson, Zachary Fisk ...+2 more authors

Institutions: Los Alamos National Laboratory, University of California, Irvine

Published on: 01 May 1991 - Physica B-condensed Matter (North-Holland)

Topics: Magnetic susceptibility, Band gap and Lanthanum

Related papers:

- [Hybridization gap in Ce₃Bi₄Pt₃.](#)
- [Impurity bands in Kondo insulators.](#)
- [Gap in the magnetic excitation spectrum of Ce₃Bi₄Pt₃.](#)
- [Formation of an anisotropic energy gap in the valence-fluctuating system of CeNiSn.](#)
- [Hybridization gap insulating behavior of Ce₃Bi₄Pt₃.](#)

Share this paper:    

View more about this paper here: <https://typeset.io/papers/evidence-for-a-coherence-gap-in-ce3bi4pt3-dzos61oogi>

UC Irvine

UC Irvine Previously Published Works

Title

Evidence for a 'coherence' gap in Ce₃Bi₄Pt₃

Permalink

<https://escholarship.org/uc/item/6w11k90n>

Journal

Physica B: Physics of Condensed Matter, 171(1-4)

ISSN

0921-4526

Authors

Hundley, MF
Canfield, PC
Thompson, JD
[et al.](#)

Publication Date

1991-05-01

DOI

10.1016/0921-4526(91)90525-J

Copyright Information

This work is made available under the terms of a Creative Commons Attribution License, available at <https://creativecommons.org/licenses/by/4.0/>

Peer reviewed

Evidence for a ‘coherence’ gap in $\text{Ce}_3\text{Bi}_4\text{Pt}_3$

M.F. Hundley, P.C. Canfield, J.D. Thompson, Z. Fisk and J.M. Lawrence^a

Los Alamos National Laboratory, Los Alamos, NM 87545, USA

^a*Physics Department, University of California, Irvine, CA 92717, USA*

We present the results of electronic transport, magnetic susceptibility, and thermodynamic measurements on single crystals of the cubic compound $\text{Ce}_3\text{Bi}_4\text{Pt}_3$. The susceptibility displays a broad peak centered at $T_{\text{max}} = 80$ K, which in Ce compounds is usually indicative of mixed valence and moderately heavy-electron behavior. Both the electronic transport properties and the low-temperature specific heat indicate that $\text{Ce}_3\text{Bi}_4\text{Pt}_3$ is nonmetallic with a transport energy gap of roughly 35 K. We argue that this temperature is close to that scale over which coherence should develop in a periodic metallic system with $T_{\text{max}} = 80$ K. Resistivities typical of a Kondo-impurity system are realized when the compound is alloyed with moderate amounts of lanthanum. Further, lanthanum substitution increases the low-temperature specific heat to a value consistent with the single-ion energy scale determined from the magnetic susceptibility.

An extensive research effort has been carried out during the past decade in an attempt to elucidate the low-temperature properties of correlated f-electron systems (see for example [1]). Unlike the situation at high temperatures where the f moments are uncorrelated, these moments form a correlated Kondo lattice with a renormalized band structure at low temperatures. This gives rise to two possible ground-state configurations. In the majority of cases f-electron compounds are metallic at low temperatures, and, depending upon the relative strengths of competing magnetic interactions, have a superconducting, antiferromagnetic, or paramagnetic ground state. In rare instances (notably SmB_6 [2, 3], YbB_{12} [4–6], and $\text{CeFe}_4\text{P}_{12}$ [7]) f-electron materials have a narrow-gapped insulating ground state. This gap is believed to result from hybridization between f and conduction electrons [8]; consequently, it frequently is referred to as a *hybridization* gap. In this paper we examine the magnetic, electronic transport, and thermodynamic properties of the f-electron compound $\text{Ce}_3\text{Bi}_4\text{Pt}_3$ [9]. As with the materials listed above, $\text{Ce}_3\text{Bi}_4\text{Pt}_3$ displays nonmetallic behavior at all temperatures. Lanthanum substitution for cerium suppresses the gap and produces transport and thermodynamic behavior that is charac-

teristic of a moderately heavy Kondo impurity system. We argue that the insulating ground state stems from lattice periodicity and that the gap value is comparable to the temperature scale on which ‘coherence’ should develop in a metallic system.

The magnetic susceptibility χ measured on single crystals of both $\text{Ce}_3\text{Bi}_4\text{Pt}_3$ and $\text{La}_3\text{Bi}_4\text{Pt}_3$ is shown in fig. 1. The susceptibility for $\text{Ce}_3\text{Bi}_4\text{Pt}_3$ shows Curie–Weiss behavior at high temperatures (with a moment nearly equal to the $J = \frac{5}{2}$ free Ce ion value) and a broad maximum centered at $T_{\text{max}} = 80$ K (the low-temperature Curie tail is somewhat sample dependent, indicating that it is probably an extrinsic effect). The broad, low-temperature maximum is typical of moderately heavy-electron cerium compounds [10]. Based both on the susceptibility data and on Bethe-Ansatz calculations [11], wherein the electronic contribution to the specific heat (γ) is found to be inversely proportional to T_{max} , one would expect $\text{Ce}_3\text{Bi}_4\text{Pt}_3$ to be a moderately heavy-electron metal with a low-temperature electronic specific heat of $\gamma \approx 75$ mJ/mol(Ce) K².

The resistivity, Hall coefficient, and thermoelectric power (TEP) of $\text{Ce}_3\text{Bi}_4\text{Pt}_3$ are depicted in fig. 2. The temperature dependence of all three quantities is characteristic of a *non-*

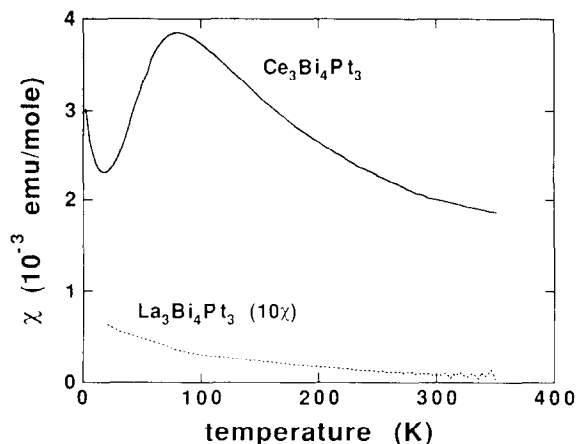


Fig. 1. The magnetic susceptibility of $Ce_3Bi_4Pt_3$ (solid curve) and $La_3Bi_4Pt_3$ (dashed line) as measured in a 0.1 T field. The vertical axis is normalized per mole of either Ce or La for the respective materials (the susceptibility for $La_3Bi_4Pt_3$ has been multiplied by 10).

metallic small-gap system rather than that of a metal. The resistivity shows activated behavior above 100 K that is characterized by an energy gap $\Delta/k_B = 35$ K (3 meV). The Hall coefficient and TEP can also be fit by activated expressions with similar gap values. Below 50 K all three quantities show deviations from activated behavior which we attribute to extrinsic effects. These transport data are qualitatively similar to those exhibited by the narrow-gapped f-electron compounds SmB_6 [2, 3] and YbB_{12} [5]. A full account of electronic transport in $Ce_3Bi_4Pt_3$ will be presented in greater detail elsewhere [12].

Low-temperature specific heat measurements (fig. 3a) indicate that the electron contribution to the specific heat is quite small in $Ce_3Bi_4Pt_3$ ($\gamma = 3.3$ mJ/mol(Ce) K^2), far below that predicted from the value of T_{max} . This value is also three times smaller than the low-temperature electronic contribution to the specific heat in the metallic analog $La_3Bi_4Pt_3$, where $\gamma = 10$ mJ/mol(La) K^2 . Moreover, given the presence of extrinsic low-temperature effects in both the electronic transport and the magnetic susceptibility, the low-temperature γ in the Ce compound is probably not intrinsic; in the absence of extrinsic effects γ should approach zero in $Ce_3Bi_4Pt_3$.

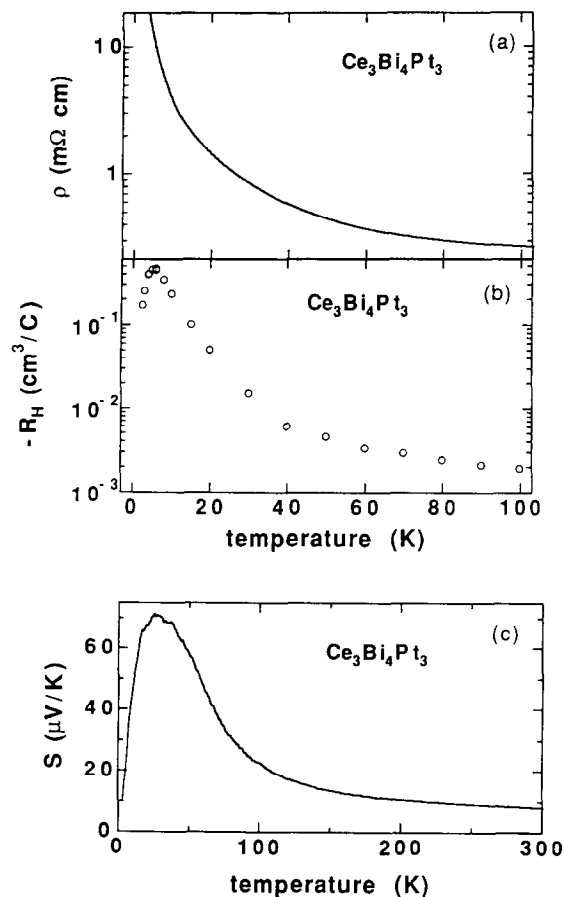


Fig. 2. Electronic transport in $Ce_3Bi_4Pt_3$. The resistivity and the Hall coefficient below 100 K are plotted in (a) and (b), respectively. The thermoelectric power below 300 K is depicted in (c).

The effects on the specific heat and resistivity when $Ce_3Bi_4Pt_3$ is alloyed with nonmagnetic lanthanum are also presented in fig. 3. The specific heat data indicate that replacing nominally 14% of the cerium with lanthanum acts to increase γ to ~ 75 mJ/mol(Ce) K^2 , while the broad peak in the magnetic susceptibility data (not shown) moves downward in temperature only slightly to $T_{max} = 65$ K. Further, the resistivity at this doping level no longer shows the extreme low-temperature increase that occurs with pure $Ce_3Bi_4Pt_3$ but is characteristic of a single-ion Kondo system. Hence, moderate substitution of La for Ce acts both to destroy the

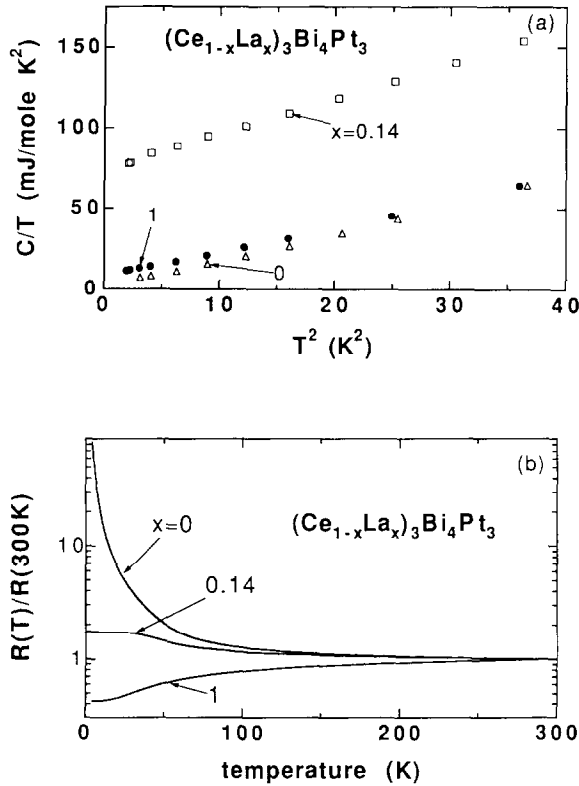


Fig. 3. (a) C/T versus T^2 below 7 K for $(Ce_{1-x}La_x)_3Bi_4Pt_3$. The vertical axis is normalized per mole of Ce for the $x=0$ and 0.14, and per mole La for $x=1$. (b) Normalized resistance for $(Ce_{1-x}La_x)_3Bi_4Pt_3$ plotted vs. temperature for $x=0$, 0.14 and 1.

energy gap and to push the system into the single-ion regime.

A Bethe-Ansatz solution [11] to the Coqblin-Schrieffer model [13] of a magnetic impurity with arbitrary orbital degeneracy in a free-electron metal indicates that γ and T_{max} are related by

$$\gamma = \frac{(\nu - 1)\pi k_B N_A}{6(4T_{\text{max}})} \quad (1)$$

where $\nu = 2J + 1$ is the orbital degeneracy, k_B is the Boltzmann constant, N_A is Avogadro's number, and $4T_{\text{max}}$ is the system's characteristic single-ion temperature. In fig. 4 we compare eq. (1) ($\nu = 6$) with γ and specific heat data obtained from six lanthanum alloys of $(Ce_{1-x}La_x)_3Bi_4Pt_3$ (with nominal compositions of $x = 0, 1.5, 7, 14,$

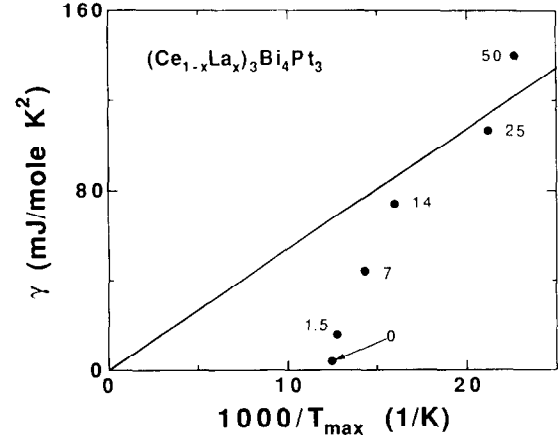


Fig. 4. γ vs. $1000/T_{\text{max}}$ as determined from low-temperature specific heat and magnetic susceptibility measurements for six different lanthanum substitution levels (the number attached to each point indicates the nominal percent La concentration). The vertical axis has been normalized per mole Ce. The solid line is the theoretical prediction from eq. (1) with a degeneracy $\nu = 6$ (corresponding to $J = \frac{5}{2}$).

25 and 50%). As discussed early, at $x=0$ the data are in severe disagreement with the scaling prediction, while with increased lanthanum substitution the data asymptotically approach the single-ion scaling line. For x above roughly 10%, the data straddle the line.

The metallic ground state in heavy-electron compounds generally is attributed to the development of coherence among the periodically placed resonately scattering 'Kondo-impurities'. The temperature scale on which coherence develops has been suggested from $1/N$ expansion theory to be related to the single-ion temperature by $T_{\text{coh}} = T_0/2J + 1$ [14], where J is the orbital degeneracy of the f atom. Taking the single-ion scale to be $T_0 \sim 4T_{\text{max}}$ and $J = \frac{5}{2}$ for Ce^{3+} gives $T_{\text{coh}} = 50$ K, which is close to the estimate for Δ/k_B . A similar argument can be made [15] for YbB_{12} in which T_{coh} is also approximately equal to Δ/k_B and in which modest alloying with La increases γ close to the Bethe-Ansatz prediction. These observations, together with the variation of γ and $\rho(T)$ with La substitution, suggest that the gap in $Ce_3Bi_4Pt_3$ is made possible by the same requirement of lattice periodicity necessary for coherence to manifest itself in metallic systems.

In summary, Ce-sublattice periodicity appears to be an essential requirement for the formation of a gap in $Ce_3Bi_4Pt_3$. Once disorder is introduced, single-ion effects dominate the magnetic, thermodynamic, and transport properties. From data available, we tentatively associate the gap with coherence resulting from interactions among the lattice of Kondo impurities.

Acknowledgement

Work at Los Alamos was performed under the auspices of the U.S. Department of Energy.

References

- [1] Z. Fisk, D.W. Hess, C.J. Pethick, D. Pines, J.L. Smith, J.D. Smith, J.D. Thompson and J.O. Willis, *Science* 239 (1988) 33; and *Proc. of the Int. Conf. on the Phys. of Highly Correlated Electron Systems*, J.O. Willis, J.D. Thompson, R.P. Guertin and J.E. Crow, eds., *Physica B* 163 (1990).
- [2] J.W. Allen, B. Batlogg and P. Wachter, *Phys. Rev. B* 20 (1979) 4807.
- [3] M. Kasaya, H. Kimura, Y. Ishikawa, T. Fujita and T. Kasuya, in: *Valence Fluctuations in Solids*, L.M. Falicov, W. Hanke and M.B. Maple, eds. (North-Holland, Amsterdam, 1981) p 251.
- [4] M. Kasaya, F. Iga, K. Negishi, S. Nakai and T. Kasuya, *J. Magn. & Magn. Mater.* 31–34 (1983) 437.
- [5] M. Kasaya, F. Iga, M. Takigawa and T. Kasuya, *J. Magn. & Magn. Mater.* 47 & 48 (1985) 429.
- [6] F. Iga, M. Kasaya and T. Kasuya, *J. Magn. & Magn. Mater.* 76 & 77 (1988) 156.
- [7] G.P. Meisner, M.S. Torikachvili, K.N. Yang, M.B. Maple and R.P. Guertin, *J. Appl. Phys.* 57 (1985) 3073.
- [8] R.M. Martin, *Phys. Rev. Lett.* 48 (1982) 362.
- [9] Z. Fisk, J.D. Thompson and H.R. Ott, *J. Magn. & Magn. Mater.* 76 & 77 (1988) 637.
- [10] J.M. Lawrence, P.S. Riseborough and R.D. Parks, *Rep. Prog. Phys.* 44 (1981) 1.
- [11] V.T. Rajan, *Phys. Rev. Lett.* 51 (1983) 308.
- [12] M.F. Hundley, P.C. Canfield, J.D. Thompson, Z. Fisk and J.M. Lawrence, unpublished.
- [13] B. Coqblin and J.R. Schrieffer, *Phys. Rev.* 185 (1969) 847.
- [14] P. Coleman, *Phys. Rev. B* 28 (1983) 5255; P.W. Anderson, in: *Valence Fluctuations in Solids*, L.M. Falicov, W. Hanke and M.B. Maple, eds. (North-Holland, Amsterdam, 1981) p. 451.
- [15] M.F. Hundley, P.C. Canfield, J.D. Thompson, Z. Fisk and J.M. Lawrence, *Phys. Rev. B* 42 (1990) 6842.