

Kent Academic Repository

Full text document (pdf)

Citation for published version

Hillier, Adrian D and Quintanilla, Jorge and Cywinski, Robert (2009) Evidence for Time-Reversal Symmetry Breaking in the Noncentrosymmetric Superconductor LaNiC₂. *Physical Review Letters: Moving Physics Forward*, 102 (11). 117007 -1. ISSN 0031-9007.

DOI

<https://doi.org/10.1103/PhysRevLett.102.117007>

Link to record in KAR

<https://kar.kent.ac.uk/26087/>

Document Version

UNSPECIFIED

Copyright & reuse

Content in the Kent Academic Repository is made available for research purposes. Unless otherwise stated all content is protected by copyright and in the absence of an open licence (eg Creative Commons), permissions for further reuse of content should be sought from the publisher, author or other copyright holder.

Versions of research

The version in the Kent Academic Repository may differ from the final published version.

Users are advised to check <http://kar.kent.ac.uk> for the status of the paper. **Users should always cite the published version of record.**

Enquiries

For any further enquiries regarding the licence status of this document, please contact:

researchsupport@kent.ac.uk

If you believe this document infringes copyright then please contact the KAR admin team with the take-down information provided at <http://kar.kent.ac.uk/contact.html>

Evidence for Time-Reversal Symmetry Breaking in the Noncentrosymmetric Superconductor LaNiC_2

A. D. Hillier,¹ J. Quintanilla,¹ and R. Cywinski²

¹ISIS facility, STFC Rutherford Appleton Laboratory, Harwell Science and Innovation Campus,
Oxfordshire, OX11 0QX, United Kingdom

²School of Applied Sciences, University of Huddersfield, Queensgate, Huddersfield, HD1 3DH, United Kingdom
(Received 21 October 2008; published 20 March 2009)

Muon spin relaxation experiments on the noncentrosymmetric intermetallic superconductor LaNiC_2 are reported. We find that the onset of superconductivity coincides with the appearance of spontaneous magnetic fields, implying that in the superconducting state time-reversal symmetry is broken. An analysis of the possible pairing symmetries suggests only four triplet states compatible with this observation, all of them nonunitary. They include the intriguing possibility of triplet pairing with the full point group symmetry of the crystal, which is possible only in a noncentrosymmetric superconductor.

DOI: 10.1103/PhysRevLett.102.117007

PACS numbers: 74.20.Rp, 74.70.Dd, 76.75.+i

Symmetry breaking is a central concept of physics for which superconductivity provides a paradigm. In a conventional superconductor [1], gauge symmetry is broken, while unconventional superfluids and superconductors break other symmetries as well [2]. Examples include ³He [3], cuprate high-temperature superconductors [4], and the ruthenate Sr_2RuO_4 [5]. Recently, superconductivity has been discovered in a number of materials whose lattices lack inversion symmetry [6–10], with important implications for the symmetry of the superconducting state. However, despite intense theoretical [11–17] and experimental [6–10, 18–20] efforts, the issue of symmetry breaking in these systems remains uncertain. One of the most direct ways of detecting an unconventional superconducting state is muon spin relaxation (μSR), as it can unambiguously establish broken time-reversal symmetry (TRS) [21, 22]. In this Letter, we report μSR results on the noncentrosymmetric superconductor LaNiC_2 showing that TRS is broken on entering the superconducting state, and we analyze the possible symmetries. We identify four possibilities compatible with our observation, all of them nonunitary, including one where TRS is broken without concomitantly breaking any point symmetries of the crystal.

The RNiC_2 (R = rare earth) intermetallic alloys were first reported by Bodak and Marusin [23]. They crystallize with the noncentrosymmetric space group $\text{Amm}2$. For different R , these alloys exhibit a wide range of magnetic ground states. However, LaNiC_2 does not order magnetically but exhibits superconductivity at 2.7 K [24, 25]. Deviations from conventional BCS behavior have been interpreted as evidence for triplet superconductivity [24].

Evidence for unconventional pairing can be shown from TRS breaking through the detection of spontaneous but very small internal fields [2]. μSR is especially sensitive for detecting small changes in internal fields and can easily measure fields of 0.1 G, which corresponds to $\approx 0.01\mu_B$. This makes μSR an extremely powerful technique for measuring the effects of TRS breaking in exotic super-

conductors. Direct observation of TRS breaking states is extremely rare, and spontaneous fields have been observed only in a few systems: $\text{PrOs}_4\text{Sb}_{12}$ [22], Sr_2RuO_4 [21], the B phase of UPt_3 [26], and $(\text{U}, \text{Th})\text{Be}_{13}$ [27].

The sample was prepared by melting stoichiometric amounts of the constituent elements in a water-cooled argon arc furnace. Part of the sample was crushed into a fine powder and characterized by neutron powder diffraction using D1B at the Institut Laue Langevin, Grenoble, France. The μSR experiments were carried out using the MuSR spectrometer in longitudinal geometry. At the ISIS facility, a pulse of muons is produced every 20 ms and has a FWHM of ~ 70 ns. These muons are implanted into the sample and decay with a half-life of 2.2 μs into a positron which is emitted preferentially in the direction of the muon spin axis. These positrons are detected and time stamped in the detectors which are positioned either before (F) or after (B) the sample for longitudinal (relaxation) experiments. By using these counts, the asymmetry in the positron emission can be determined, and, therefore, the muon polarization is measured as a function of time. The sample was a thin disk, 30 mm in diameter and 1 mm thick, mounted onto a 99.995 + % pure silver plate. Any muons stopped in silver give a time-independent background for longitudinal (relaxation) experiments. The sample holder and sample were mounted onto a dilution fridge with a temperature range of 0.045–4 K. The sample was cooled to base temperature in zero field, and the μSR spectra were collected upon warming the sample while still in zero field. The stray fields at the sample position are cancelled to within 1 μT by a flux-gate magnetometer and an active compensation system controlling the three pairs of correction coils, then the sample was cooled to base temperature in a longitudinal field of 5 mT, and the μSR spectra were collected while warming.

The powder neutron diffraction measurements confirmed the sample had crystallized into a single phase of the expected orthorhombic space group $\text{Amm}2$ with lattice

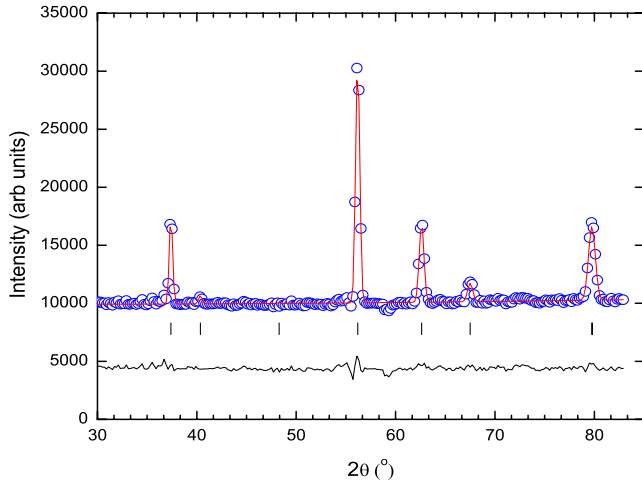


FIG. 1 (color online). The powder neutron diffraction pattern of LaNiC_2 at 300 K. The line is a Rietveld refinement to the data. The vertical tick marks indicate the calculated peak positions, and the lower graph shows the difference plot.

parameters of $a = 3.96 \text{ \AA}$, $b = 4.58 \text{ \AA}$, and $c = 6.20 \text{ \AA}$ (see Fig. 1). These results agree well with the current literature. The point group $mm2$ (C_{2v}) has a particularly low symmetry with only 4 irreducible representations, all of them one-dimensional. The characters of the 4 symmetry operations in each of the 4 (one-dimensional) irreducible representations are given in Table I. We also give two alternative basis functions for each irreducible representation: one even under inversion and one odd (this would not be possible for a centrosymmetric system, where even and odd basis functions belong to distinct irreducible representations). We use the notation of Ref. [4], whereby X represents any function of \mathbf{k} that is continuous through the Brillouin zone boundary and transforms like k_x under the symmetry operations in the point group.

The absence of a precessional signal in the μSR spectra at all temperatures confirms that there are no spontaneous coherent internal magnetic fields associated with long range magnetic order in LaNiC_2 at any temperature. In the absence of atomic moments, muon spin relaxation is expected to arise entirely from the local fields associated with the nuclear moments. These nuclear spins are static,

TABLE I. The character table of the point group of the crystal $mm2$ (C_{2v}). The last two columns give two simple basis functions for each irreducible representation: one even (compatible with singlet pairing) and one odd (for triplet pairing).

C_{2v}	Symmetries and their characters				Sample basis functions	
	E	C_2	σ_v	σ'_v	Even	Odd
Irreducible representations						
A_1	1	1	1	1	1	Z
A_2	1	1	-1	-1	XY	XYZ
B_1	1	-1	1	-1	XZ	X
B_2	1	-1	-1	1	YZ	Y

on the time scale of the muon precession, and randomly orientated. The depolarization function $G_z(t)$ can be described by the Kubo-Toyabe function [28]

$$G_z^{\text{KT}}(t) = \left[\frac{1}{3} + \frac{2}{3}(1 - \sigma^2 t^2) \exp\left(-\frac{\sigma^2 t^2}{2}\right) \right], \quad (1)$$

where σ/γ_μ is the local field distribution width and $\gamma_\mu = 13.55 \text{ MHz/T}$ is the muon gyromagnetic ratio. The spectra that we find for LaNiC_2 are well described by the function

$$G_z(t) = A_0 G_z^{\text{KT}}(t) \exp(-\lambda t) + A_{\text{bckgrd}}, \quad (2)$$

where A_0 is the initial asymmetry, A_{bckgrd} is the background, and λ is the electronic relaxation rate (see Fig. 2). It is assumed that the exponential factor involving λ arises from electronic moments which afford an entirely independent muon spin relaxation channel in real time. This term will be discussed in greater detail later.

The coefficients A_0 , σ , and A_{bckgrd} are found to be temperature independent. The contribution from the nuclear moments is found to be $\sigma = 0.08 \mu\text{s}^{-1}$. Finite element analysis [29] indicates that this is consistent with the muon localizing at the $1/2, 1/2, 0$, and equivalent sites (see Fig. 3). However, we emphasize that our conclusions do not rely on the muon being on any particular site.

The only parameter that shows any temperature dependence is λ , which increases rapidly with decreasing temperature below T_C [see Fig. 4(a)]. As indicated earlier, it is most probable that the exponential relaxation process of Eq. (2) arises from the field distribution associated with electronic rather than nuclear spins. Indeed, such an exponential form is generally attributed to magnetic fields of atomic origin that are fluctuating sufficiently rapidly for their effects on the muon relaxation to be motionally narrowed. However, in this case we find that a weak longitudinal magnetic field of only 5 mT is sufficient to fully decouple the muon from this relaxation channel [see

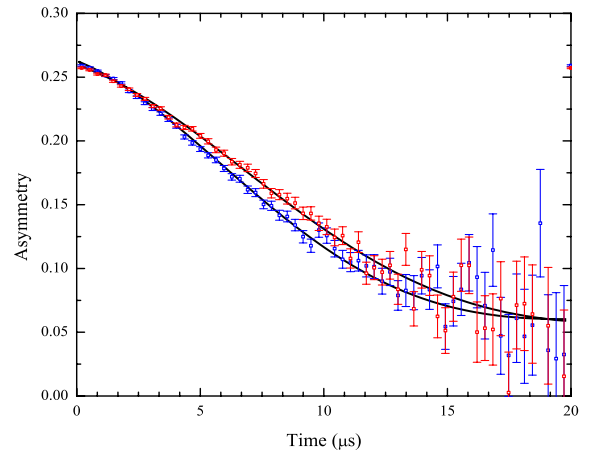


FIG. 2 (color online). The zero-field μSR spectra for LaNiC_2 . The blue symbols are the data collected at 54 mK, and the red symbols are the data collected at 3.0 K. The lines are a least squares fit to the data.

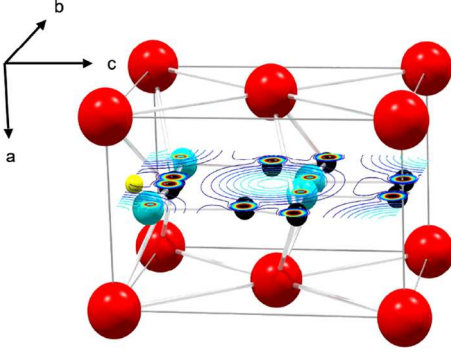


FIG. 3 (color online). The crystal structure of LaNiC_2 . The large red spheres are La, medium size blue spheres are Ni, smaller black spheres are C, and the smallest yellow sphere is the muon. The contour plot of the nuclear dipole fields for LaNiC_2 is shown throughout the unit cell at $x = \frac{1}{2}$ and shows the muon site is at $(\frac{1}{2}, \frac{1}{2}, 0)$.

Fig. 4(b)]. This in turn suggests that the associated magnetic fields are in fact static or quasistatic on the time scale of the muon precession. In a superconductor with broken TRS, spontaneous magnetic fields arise in regions where the order parameter is inhomogeneous, such as domain walls and grain boundaries [2]. Thus, the appearance of such spontaneous static fields at T_C provides convincing evidence for time-reversal symmetry breaking on entering the superconducting state of LaNiC_2 .

We can discard the possibility of the observed effects arising from magnetic impurities within the sample. Although, in principle, very small amounts of parasitic rare earth impurity ions ($<0.05\%$) associated with the La metal may be present, the dynamic dipolar fields arising from such dilute impurities would contribute either a motionally narrowed Lorentzian Kubo-Toyabe or a root exponential term to the muon relaxation. In any event, the associated relaxation rate would be expected to vary

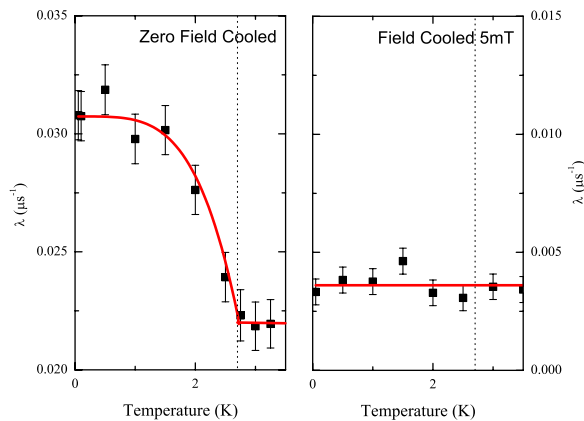


FIG. 4 (color online). Left: Temperature dependence of the electronic relaxation rate λ for LaNiC_2 in zero field, which clearly shows the spontaneous fields appearing at $T_C = 2.7$ K [24,25] (dotted line). Right: Temperature dependence of λ for an applied field of 5 mT, in which a flat temperature dependence is observed. The red lines are guides to the eye.

smoothly with temperature. Any residual ferromagnetic impurity phases (e.g., Ni) would contribute only to a very small ($\ll 1\%$) reduction of the initial asymmetry. Finally, a small amount of LaC_2 impurity would not give any signal at 2.7 K as LaC_2 is a nonmagnetic superconductor ($T_C = 1.6$ K) [30].

Let us discuss the implications of this result for the pairing symmetry. We address in detail just the simplest case where the superconducting state does not break translational symmetry and, moreover, spin-orbit coupling (SOC) does not play a role. Just below the superconducting instability, very general group-theoretical arguments [4] require that the gap matrix $\hat{\Delta}(\mathbf{k})$ correspond to an irreducible representation of the space group of the crystal. In the simplest case, the group to be considered is the direct product $SO(3) \times C_{2v}$. The group $SO(3)$ corresponds to arbitrary rotations in spin space and has two irreducible representations corresponding to singlet pairing (of dimension 1) and triplet pairing (dimension 3); C_{2v} is the point group of the crystal, and it has the four one-dimensional representations given in Table I. This gives a total of 8 irreducible representations of the product group: 4 one-dimensional, singlet representations and 4 three-dimensional, triplet representations. The latter have an order parameter that transforms like a vector under spin rotations. The two possible ground states in a general Ginzburg-Landau theory of that symmetry are given in Ref. [4]. This leads to the 12 possible order parameters given in Table II, where we have used the freedom to choose a basis function of either even or odd symmetry for each irreducible representation of the point group (available only in noncentrosymmetric crystals) to satisfy Pauli's exclusion principle $\Delta_{\sigma,\sigma'}(\mathbf{k}) = -\Delta_{\sigma',\sigma}(-\mathbf{k})$ in all cases. Of these 12, 8 are unitary states (4 spin singlets and 4 spin triplets), while the other 4 are nonunitary. Only those 4 have nontrivially complex order parameters and thus break TRS. In them, only spin-up electrons participate in pairing, and therefore there is an ungapped Fermi surface coexisting with another that has one (${}^3A_1, {}^3B_1, {}^3B_2$) or

TABLE II. Homogeneous superconducting states allowed by symmetry, for weak spin-orbit coupling. We have used the standard notation $\hat{\Delta}(\mathbf{k}) = \Delta(\mathbf{k})i\hat{\sigma}_y$ for singlet states and $\hat{\Delta}(\mathbf{k}) = i[\mathbf{d}(\mathbf{k}) \cdot \hat{\boldsymbol{\sigma}}]\hat{\sigma}_y$ for triplets, where $\hat{\boldsymbol{\sigma}} \equiv (\hat{\sigma}_x, \hat{\sigma}_y, \hat{\sigma}_z)$ is the vector of Pauli matrices. Only the four nonunitary triplet states are compatible with our observation of broken TRS.

$SO(3) \times C_{2v}$	Gap function (unitary)	Gap function (nonunitary)
1A_1	$\Delta(\mathbf{k}) = 1$	\dots
1A_2	$\Delta(\mathbf{k}) = XY$	\dots
1B_1	$\Delta(\mathbf{k}) = XZ$	\dots
1B_2	$\Delta(\mathbf{k}) = YZ$	\dots
3A_1	$\mathbf{d}(\mathbf{k}) = (0, 0, 1)Z$	$\mathbf{d}(\mathbf{k}) = (1, i, 0)Z$
3A_2	$\mathbf{d}(\mathbf{k}) = (0, 0, 1)XYZ$	$\mathbf{d}(\mathbf{k}) = (1, i, 0)XYZ$
3B_1	$\mathbf{d}(\mathbf{k}) = (0, 0, 1)X$	$\mathbf{d}(\mathbf{k}) = (1, i, 0)X$
3B_2	$\mathbf{d}(\mathbf{k}) = (0, 0, 1)Y$	$\mathbf{d}(\mathbf{k}) = (1, i, 0)Y$

three (3A_2) line nodes. This would suggest a specific heat $C \sim \gamma_1 T + \gamma_2 T^2$ at low temperatures [2], which is at odds with $C \sim T^3$ reported in Ref. [24] (compatible with both Fermi surfaces having point nodes [2]). Nevertheless, note that in the case of another triplet superconductor, Sr_2RuO_4 , the low-temperature thermodynamics remained unclear until large, high-purity single crystals were available [5].

The fact that all TRS breaking states are nonunitary is a direct consequence of the particularly low crystal symmetry (cf. D_{4h} , the point group relevant to Sr_2RuO_4 , where there are both unitary and nonunitary order parameters that break TRS—indeed unitary pairing is realized in that system [5]). Of these four, the one corresponding to 3A_1 breaks gauge and time-reversal symmetries only, unlike those corresponding to 3A_2 , 3B_1 , and 3B_2 , which break additional symmetries of the crystal. The possibility of breaking gauge and time-reversal symmetries without concomitantly breaking other symmetries is unique to noncentrosymmetric superconductors. (This is consistent with the observation that the superconducting order parameter of a noncentrosymmetric superconductor can always have a triplet component, even when only gauge symmetry is broken [19].) Again, we expect that establishing this possibility will require the availability of large single crystals.

The above analysis neglected the effect of strong SOC on the superconducting state. If SOC is strong, the point group to consider is obtained by appending to each rotation element a simultaneous rotation of the spin [4]. This is especially relevant in the case of noncentrosymmetric systems as the SOC terms in the Hamiltonian mix the singlet and triplet components of the order parameter and can alter the superconducting state dramatically [11–13, 17]. In particular, a Rashba SOC term tends to suppress triplet pairing [12]. Which triplet components survive is dictated by details of the pairing interaction and band structure [17]. SOC is believed to be crucial in CePt_3Si and $\text{Li}_2\text{Pt}_3\text{B}$ but not in $\text{Li}_2\text{Pd}_3\text{B}$ [19]. Further work will be required to ascertain the possible importance of SOC in LaNiC_2 .

In conclusion, zero-field and longitudinal-field μSR experiments have been carried out on LaNiC_2 . The zero-field measurements show a spontaneous field appearing at the superconducting transition temperature ($T_C = 2.7$ K [24,25]). The application of a 5 mT longitudinal field shows that these spontaneous fields are static or quasistatic on the time scale of the muon. This provides convincing evidence that time-reversal symmetry is broken in the superconducting state of LaNiC_2 . Thus, this material is the first noncentrosymmetric superconductor to join the ranks of Sr_2RuO_4 , $\text{PrOs}_4\text{Sb}_{12}$, the B phase of UPt_3 , $(\text{U}, \text{Th})\text{Be}_{13}$, and also the A or $A1$ phase of superfluid ${}^3\text{He}$. Compared to these systems, noncentrosymmetric superconductors are expected to have many novel properties, such as field-tuned Fermi surface topology [31] and topologically protected spin currents [32]. Our analysis of the possible pairing symmetries in LaNiC_2 suggests four possible triplet states, all of them nonunitary (analogous to the $A1$ phase of ${}^3\text{He}$ [3]) featuring one unpaired Fermi

surface and another one with line nodes and including the intriguing possibility of triplet pairing with the full point group symmetry of the crystal, which is possible only for noncentrosymmetric superconductors.

The authors acknowledge useful discussions with J. F. Annett, S. T. Carr, N. Gidopoulos, B. L. Györfy, and B. J. Powell. J. Q. acknowledges support by CCLRC (now STFC) in association with St. Catherine's College, Oxford.

-
- [1] J. Bardeen, L. N. Cooper, and J. R. Schrieffer, *Phys. Rev.* **108**, 1175 (1957).
 - [2] M. Sigrist and K. Ueda, *Rev. Mod. Phys.* **63**, 239 (1991).
 - [3] D. M. Lee, *Rev. Mod. Phys.* **69**, 645 (1997).
 - [4] J. F. Annett, *Adv. Phys.* **39**, 83 (1990).
 - [5] A. P. Mackenzie and Y. Maeno, *Rev. Mod. Phys.* **75**, 657 (2003).
 - [6] E. Bauer *et al.*, *Phys. Rev. Lett.* **92**, 027003 (2004).
 - [7] K. Togano *et al.*, *Phys. Rev. Lett.* **93**, 247004 (2004).
 - [8] T. Akazawa *et al.*, *J. Phys. Condens. Matter* **16**, L29 (2004).
 - [9] P. Badica, T. Kondo, and K. Togano, *J. Phys. Soc. Jpn.* **74**, 1014 (2005).
 - [10] N. Tateiwa *et al.*, *J. Phys. Soc. Jpn.* **76**, 083706 (2007).
 - [11] L. P. Gor'kov and E. I. Rashba, *Phys. Rev. Lett.* **87**, 037004 (2001).
 - [12] P. A. Frigeri, D. F. Agterberg, A. Koga, and M. Sigrist, *Phys. Rev. Lett.* **92**, 097001 (2004); **93**, 099903(E) (2004).
 - [13] I. A. Sergienko and S. H. Curnoe, *Phys. Rev. B* **70**, 214510 (2004).
 - [14] K. V. Samokhin, E. S. Zijlstra, and S. K. Bose, *Phys. Rev. B* **69**, 094514 (2004); **70**, 069902(E) (2004).
 - [15] N. Hayashi, K. Wakabayashi, P. A. Frigeri, and M. Sigrist, *Phys. Rev. B* **73**, 024504 (2006).
 - [16] Y. Yanase and M. Sigrist, *J. Phys. Soc. Jpn.* **76**, 124709 (2007).
 - [17] K. V. Samokhin and V. P. Mineev, *Phys. Rev. B* **77**, 104520 (2008).
 - [18] B. Fak, S. Raymond, D. Braithwaite, G. Lapertot, and J.-M. Mignot, *Phys. Rev. B* **78**, 184518 (2008).
 - [19] H. Q. Yuan *et al.*, *Phys. Rev. Lett.* **97**, 017006 (2006).
 - [20] P. S. Häfliger *et al.*, arXiv:0709.3777.
 - [21] G. M. Luke *et al.*, *Nature (London)* **394**, 558 (1998).
 - [22] Y. Aoki *et al.*, *Phys. Rev. Lett.* **91**, 067003 (2003).
 - [23] O. I. Bodak and E. P. Marusin, *Dopov. Akad. Nauk Ukr. RSR A* **12**, 1048 (1979).
 - [24] W. H. Lee, H. K. Zeng, Y. D. Yao, and Y. Y. Chen, *Physica (Amsterdam)* **266C**, 138 (1996).
 - [25] V. K. Pecharsky, L. L. Miller, and K. A. Gschneidner, *Phys. Rev. B* **58**, 497 (1998).
 - [26] G. M. Luke *et al.*, *Phys. Rev. Lett.* **71**, 1466 (1993).
 - [27] R. H. Heffner *et al.*, *Phys. Rev. Lett.* **65**, 2816 (1990).
 - [28] R. S. Hayano *et al.*, *Phys. Rev. B* **20**, 850 (1979).
 - [29] A. D. Hillier *et al.*, *Phys. Rev. B* **76**, 174439 (2007).
 - [30] T. Sakai *et al.*, *J. Chem. Phys.* **75**, 3027 (1981).
 - [31] I. Eremin and J. F. Annett, *Phys. Rev. B* **74**, 184524 (2006).
 - [32] Y. Tanaka, T. Yokoyama, A. V. Balatsky, and N. Nagaosa, *Phys. Rev. B* **79**, 060505 (2009).