

This is the accepted manuscript made available via CHORUS, the article has been published as:

## Evidence for $\eta_{\{c\}} \rightarrow \gamma\gamma$ and measurement of $J/\psi \rightarrow 3\gamma$

M. Ablikim *et al.* (BESIII Collaboration)

Phys. Rev. D **87**, 032003 — Published 8 February 2013

DOI: [10.1103/PhysRevD.87.032003](https://doi.org/10.1103/PhysRevD.87.032003)

# Evidence for $\eta_c \rightarrow \gamma\gamma$ and Measurement of $J/\psi \rightarrow 3\gamma$

M. Ablikim<sup>1</sup>, M. N. Achasov<sup>6</sup>, D. J. Ambrose<sup>39</sup>, F. F. An<sup>1</sup>, Q. An<sup>40</sup>, Z. H. An<sup>1</sup>, J. Z. Bai<sup>1</sup>, Y. Ban<sup>26</sup>, J. Becker<sup>2</sup>, J. V. Bennett<sup>16</sup>, M. Bertani<sup>17A</sup>, J. M. Bian<sup>38</sup>, E. Boger<sup>19,a</sup>, O. Bondarenko<sup>20</sup>, I. Boyko<sup>19</sup>, R. A. Briere<sup>3</sup>, V. Bytev<sup>19</sup>, X. Cai<sup>1</sup>, O. Cakir<sup>34A</sup>, A. Calcaterra<sup>17A</sup>, G. F. Cao<sup>1</sup>, S. A. Cetin<sup>34B</sup>, J. F. Chang<sup>1</sup>, G. Chelkov<sup>19,a</sup>, G. Chen<sup>1</sup>, H. S. Chen<sup>1</sup>, J. C. Chen<sup>1</sup>, M. L. Chen<sup>1</sup>, S. J. Chen<sup>24</sup>, X. Chen<sup>26</sup>, Y. B. Chen<sup>1</sup>, H. P. Cheng<sup>14</sup>, Y. P. Chu<sup>1</sup>, D. Cronin-Hennessy<sup>38</sup>, H. L. Dai<sup>1</sup>, J. P. Dai<sup>1</sup>, D. Dedovich<sup>19</sup>, Z. Y. Deng<sup>1</sup>, A. Denig<sup>18</sup>, I. Denysenko<sup>19,b</sup>, M. Destefanis<sup>43A,43C</sup>, W. M. Ding<sup>28</sup>, Y. Ding<sup>22</sup>, L. Y. Dong<sup>1</sup>, M. Y. Dong<sup>1</sup>, S. X. Du<sup>46</sup>, J. Fang<sup>1</sup>, S. S. Fang<sup>1</sup>, L. Fava<sup>43B,43C</sup>, F. Feldbauer<sup>2</sup>, C. Q. Feng<sup>40</sup>, R. B. Ferrolli<sup>17A</sup>, C. D. Fu<sup>1</sup>, Y. Gao<sup>33</sup>, C. Geng<sup>40</sup>, K. Goetzen<sup>7</sup>, W. X. Gong<sup>1</sup>, W. Gradl<sup>18</sup>, M. Greco<sup>43A,43C</sup>, M. H. Gu<sup>1</sup>, Y. T. Gu<sup>9</sup>, Y. H. Guan<sup>36</sup>, A. Q. Guo<sup>25</sup>, L. B. Guo<sup>23</sup>, Y. P. Guo<sup>25</sup>, Y. L. Han<sup>1</sup>, X. Q. Hao<sup>1</sup>, F. A. Harris<sup>37</sup>, K. L. He<sup>1</sup>, M. He<sup>1</sup>, Z. Y. He<sup>25</sup>, T. Held<sup>2</sup>, Y. K. Heng<sup>1</sup>, Z. L. Hou<sup>1</sup>, H. M. Hu<sup>1</sup>, J. F. Hu<sup>35</sup>, T. Hu<sup>1</sup>, G. M. Huang<sup>4</sup>, G. S. Huang<sup>40</sup>, J. S. Huang<sup>12</sup>, X. T. Huang<sup>28</sup>, Y. P. Huang<sup>1</sup>, T. Hussain<sup>42</sup>, C. S. Ji<sup>40</sup>, Q. Ji<sup>1</sup>, Q. P. Ji<sup>25</sup>, X. B. Ji<sup>1</sup>, X. L. Ji<sup>1</sup>, L. L. Jiang<sup>1</sup>, X. S. Jiang<sup>1</sup>, J. B. Jiao<sup>28</sup>, Z. Jiao<sup>14</sup>, D. P. Jin<sup>1</sup>, S. Jin<sup>1</sup>, F. F. Jing<sup>33</sup>, N. Kalantar-Nayestanaki<sup>20</sup>, M. Kavatsyuk<sup>20</sup>, W. Kuehn<sup>35</sup>, W. Lai<sup>1</sup>, J. S. Lange<sup>35</sup>, C. H. Li<sup>1</sup>, Cheng Li<sup>40</sup>, Cui Li<sup>40</sup>, D. M. Li<sup>46</sup>, F. Li<sup>1</sup>, G. Li<sup>1</sup>, H. B. Li<sup>1</sup>, J. C. Li<sup>1</sup>, K. Li<sup>10</sup>, Lei Li<sup>1</sup>, Q. J. Li<sup>1</sup>, S. L. Li<sup>1</sup>, W. D. Li<sup>1</sup>, W. G. Li<sup>1</sup>, X. L. Li<sup>28</sup>, X. N. Li<sup>1</sup>, X. Q. Li<sup>25</sup>, X. R. Li<sup>27</sup>, Z. B. Li<sup>32</sup>, H. Liang<sup>40</sup>, Y. F. Liang<sup>30</sup>, Y. T. Liang<sup>35</sup>, G. R. Liao<sup>33</sup>, X. T. Liao<sup>1</sup>, B. J. Liu<sup>1</sup>, C. L. Liu<sup>3</sup>, C. X. Liu<sup>1</sup>, F. H. Liu<sup>29</sup>, Fang Liu<sup>1</sup>, Feng Liu<sup>4</sup>, H. Liu<sup>1</sup>, H. B. Liu<sup>9</sup>, H. H. Liu<sup>13</sup>, H. M. Liu<sup>1</sup>, H. W. Liu<sup>1</sup>, J. P. Liu<sup>44</sup>, K. Liu<sup>33</sup>, K. Y. Liu<sup>22</sup>, Kai Liu<sup>36</sup>, P. L. Liu<sup>28</sup>, Q. Liu<sup>36</sup>, S. B. Liu<sup>40</sup>, X. Liu<sup>21</sup>, X. H. Liu<sup>1</sup>, Y. B. Liu<sup>25</sup>, Z. A. Liu<sup>1</sup>, Zhiqiang Liu<sup>1</sup>, Zhiqing Liu<sup>1</sup>, H. Loehner<sup>20</sup>, G. R. Lu<sup>12</sup>, H. J. Lu<sup>14</sup>, J. G. Lu<sup>1</sup>, Q. W. Lu<sup>29</sup>, X. R. Lu<sup>36</sup>, Y. P. Lu<sup>1</sup>, C. L. Luo<sup>23</sup>, M. X. Luo<sup>45</sup>, T. Luo<sup>37</sup>, X. L. Luo<sup>1</sup>, M. Lv<sup>1</sup>, C. L. Ma<sup>36</sup>, F. C. Ma<sup>22</sup>, H. L. Ma<sup>1</sup>, Q. M. Ma<sup>1</sup>, S. Ma<sup>1</sup>, T. Ma<sup>1</sup>, X. Y. Ma<sup>1</sup>, F. E. Maas<sup>11</sup>, M. Maggiora<sup>43A,43C</sup>, Q. A. Malik<sup>42</sup>, Y. J. Mao<sup>26</sup>, Z. P. Mao<sup>1</sup>, J. G. Messchendorp<sup>20</sup>, J. Min<sup>1</sup>, T. J. Min<sup>1</sup>, R. E. Mitchell<sup>16</sup>, X. H. Mo<sup>1</sup>, C. Morales Morales<sup>11</sup>, C. Motzko<sup>2</sup>, N. Yu. Muchnoi<sup>6</sup>, H. Muramatsu<sup>39</sup>, Y. Nefedov<sup>19</sup>, C. Nicholson<sup>36</sup>, I. B. Nikolaev<sup>6</sup>, Z. Ning<sup>1</sup>, S. L. Olsen<sup>27</sup>, Q. Ouyang<sup>1</sup>, S. Pacetti<sup>17B</sup>, J. W. Park<sup>27</sup>, M. Pelizaeus<sup>2</sup>, H. P. Peng<sup>40</sup>, K. Peters<sup>7</sup>, J. L. Ping<sup>23</sup>, R. G. Ping<sup>1</sup>, R. Poling<sup>38</sup>, E. Prencipe<sup>18</sup>, M. Qi<sup>24</sup>, S. Qian<sup>1</sup>, C. F. Qiao<sup>36</sup>, L. Q. Qin<sup>28</sup>, X. S. Qin<sup>1</sup>, Y. Qin<sup>26</sup>, Z. H. Qin<sup>1</sup>, J. F. Qiu<sup>1</sup>, K. H. Rashid<sup>42</sup>, G. Rong<sup>1</sup>, X. D. Ruan<sup>9</sup>, A. Sarantsev<sup>19,c</sup>, B. D. Schaefer<sup>16</sup>, J. Schulze<sup>2</sup>, M. Shao<sup>40</sup>, C. P. Shen<sup>37,d</sup>, X. Y. Shen<sup>1</sup>, H. Y. Sheng<sup>1</sup>, M. R. Shepherd<sup>16</sup>, X. Y. Song<sup>1</sup>, S. Spataro<sup>43A,43C</sup>, B. Spruck<sup>35</sup>, D. H. Sun<sup>1</sup>, G. X. Sun<sup>1</sup>, J. F. Sun<sup>12</sup>, S. S. Sun<sup>1</sup>, Y. J. Sun<sup>40</sup>, Y. Z. Sun<sup>1</sup>, Z. J. Sun<sup>1</sup>, Z. T. Sun<sup>40</sup>, C. J. Tang<sup>30</sup>, X. Tang<sup>1</sup>, I. Tapan<sup>34C</sup>, E. H. Thorndike<sup>39</sup>, D. Toth<sup>38</sup>, M. Ullrich<sup>35</sup>, G. S. Varner<sup>37</sup>, B. Q. Wang<sup>26</sup>, D. Wang<sup>26</sup>, K. Wang<sup>1</sup>, L. L. Wang<sup>1</sup>, L. S. Wang<sup>1</sup>, M. Wang<sup>28</sup>, P. Wang<sup>1</sup>, P. L. Wang<sup>1</sup>, Q. J. Wang<sup>1</sup>, S. G. Wang<sup>26</sup>, X. F. Wang<sup>33</sup>, X. L. Wang<sup>40</sup>, Y. D. Wang<sup>40</sup>, Y. F. Wang<sup>1</sup>, Z. Wang<sup>1</sup>, Z. G. Wang<sup>1</sup>, Z. Y. Wang<sup>1</sup>, D. H. Wei<sup>8</sup>, P. Weidenkaff<sup>18</sup>, Q. G. Wen<sup>40</sup>, S. P. Wen<sup>1</sup>, M. Werner<sup>35</sup>, U. Wiedner<sup>2</sup>, L. H. Wu<sup>1</sup>, N. Wu<sup>1</sup>, S. X. Wu<sup>40</sup>, W. Wu<sup>25</sup>, Z. Wu<sup>1</sup>, L. G. Xia<sup>33</sup>, Z. J. Xiao<sup>23</sup>, Y. G. Xie<sup>1</sup>, Q. L. Xiu<sup>1</sup>, G. F. Xu<sup>1</sup>, G. M. Xu<sup>26</sup>, Q. J. Xu<sup>10</sup>, Q. N. Xu<sup>36</sup>, X. P. Xu<sup>31</sup>, Z. R. Xu<sup>40</sup>, F. Xue<sup>4</sup>, Z. Xue<sup>1</sup>, L. Yan<sup>40</sup>, W. B. Yan<sup>40</sup>, W. B. Yan<sup>40</sup>, Y. H. Yan<sup>15</sup>, H. X. Yang<sup>1</sup>, Y. Yang<sup>4</sup>, Y. X. Yang<sup>8</sup>, H. Ye<sup>1</sup>, M. Ye<sup>1</sup>, M. H. Ye<sup>5</sup>, B. X. Yu<sup>1</sup>, C. X. Yu<sup>25</sup>, J. S. Yu<sup>21</sup>, S. P. Yu<sup>28</sup>, C. Z. Yuan<sup>1</sup>, Y. Yuan<sup>1</sup>, A. A. Zafar<sup>42</sup>, A. Zallo<sup>17A</sup>, Y. Zeng<sup>15</sup>, B. X. Zhang<sup>1</sup>, B. Y. Zhang<sup>1</sup>, C. C. Zhang<sup>1</sup>, D. H. Zhang<sup>1</sup>, H. H. Zhang<sup>32</sup>, H. Y. Zhang<sup>1</sup>, J. Q. Zhang<sup>1</sup>, J. W. Zhang<sup>1</sup>, J. Y. Zhang<sup>1</sup>, J. Z. Zhang<sup>1</sup>, R. Zhang<sup>36</sup>, S. H. Zhang<sup>1</sup>, X. J. Zhang<sup>1</sup>, X. Y. Zhang<sup>28</sup>, Y. Zhang<sup>1</sup>, Y. H. Zhang<sup>1</sup>, Z. P. Zhang<sup>40</sup>, Z. Y. Zhang<sup>44</sup>, G. Zhao<sup>1</sup>, H. S. Zhao<sup>1</sup>, J. W. Zhao<sup>1</sup>, K. X. Zhao<sup>23</sup>, Lei Zhao<sup>40</sup>, Ling Zhao<sup>1</sup>, M. G. Zhao<sup>25</sup>, Q. Zhao<sup>1</sup>, S. J. Zhao<sup>46</sup>, T. C. Zhao<sup>1</sup>, X. H. Zhao<sup>24</sup>, Y. B. Zhao<sup>1</sup>, Z. G. Zhao<sup>40</sup>, A. Zhemchugov<sup>19,a</sup>, B. Zheng<sup>41</sup>, J. P. Zheng<sup>1</sup>, Y. H. Zheng<sup>36</sup>, B. Zhong<sup>1</sup>, B. Zhong<sup>23</sup>, J. Zhong<sup>2</sup>, L. Zhou<sup>1</sup>, X. K. Zhou<sup>36</sup>, X. R. Zhou<sup>40</sup>, C. Zhu<sup>1</sup>, K. Zhu<sup>1</sup>, K. J. Zhu<sup>1</sup>, S. H. Zhu<sup>1</sup>, X. L. Zhu<sup>33</sup>, X. W. Zhu<sup>1</sup>, Y. C. Zhu<sup>40</sup>, Y. M. Zhu<sup>25</sup>, Y. S. Zhu<sup>1</sup>, Z. A. Zhu<sup>1</sup>, J. Zhuang<sup>1</sup>, B. S. Zou<sup>1</sup>, J. H. Zou<sup>1</sup>

(BESIII Collaboration)

<sup>1</sup> Institute of High Energy Physics, Beijing 100049, People's Republic of China

<sup>2</sup> Bochum Ruhr-University, 44780 Bochum, Germany

<sup>3</sup> Carnegie Mellon University, Pittsburgh, Pennsylvania 15213, USA

<sup>4</sup> Central China Normal University, Wuhan 430079, People's Republic of China

<sup>5</sup> China Center of Advanced Science and Technology, Beijing 100190, People's Republic of China

<sup>6</sup> G.I. Budker Institute of Nuclear Physics SB RAS (BINP), Novosibirsk 630090, Russia

<sup>7</sup> GSI Helmholtzcentre for Heavy Ion Research GmbH, D-64291 Darmstadt, Germany

<sup>8</sup> Guangxi Normal University, Guilin 541004, People's Republic of China

<sup>9</sup> GuangXi University, Nanning 530004, People's Republic of China

<sup>10</sup> Hangzhou Normal University, Hangzhou 310036, People's Republic of China

<sup>11</sup> Helmholtz Institute Mainz, J.J. Becherweg 45, D 55099 Mainz, Germany

<sup>12</sup> Henan Normal University, Xinxiang 453007, People's Republic of China

<sup>13</sup> Henan University of Science and Technology, Luoyang 471003, People's Republic of China

<sup>14</sup> Huangshan College, Huangshan 245000, People's Republic of China

<sup>15</sup> Hunan University, Changsha 410082, People's Republic of China

<sup>16</sup> Indiana University, Bloomington, Indiana 47405, USA

<sup>17</sup> (A)INFN Laboratori Nazionali di Frascati, I-00044, Frascati, Italy; (B)INFN and University of Perugia, I-06100, Perugia, Italy

<sup>18</sup> Johannes Gutenberg University of Mainz, Johann-Joachim-Becher-Weg 45, 55099 Mainz, Germany

<sup>19</sup> Joint Institute for Nuclear Research, 141980 Dubna, Moscow region, Russia

<sup>20</sup> KVI, University of Groningen, 9747 AA Groningen, Netherlands

<sup>21</sup> Lanzhou University, Lanzhou 730000, People's Republic of China

<sup>22</sup> Liaoning University, Shenyang 110036, People's Republic of China

<sup>23</sup> Nanjing Normal University, Nanjing 210023, People's Republic of China

<sup>24</sup> Nanjing University, Nanjing 210093, People's Republic of China

<sup>25</sup> Nankai University, Tianjin 300071, People's Republic of China

<sup>26</sup> Peking University, Beijing 100871, People's Republic of China

<sup>27</sup> Seoul National University, Seoul, 151-747 Korea

<sup>28</sup> Shandong University, Jinan 250100, People's Republic of China

<sup>29</sup> Shanxi University, Taiyuan 030006, People's Republic of China

<sup>30</sup> Sichuan University, Chengdu 610064, People's Republic of China

<sup>31</sup> Soochow University, Suzhou 215006, People's Republic of China

<sup>32</sup> Sun Yat-Sen University, Guangzhou 510275, People's Republic of China

<sup>33</sup> Tsinghua University, Beijing 100084, People's Republic of China

<sup>34</sup> (A)Ankara University, Dogol Caddesi, 06100 Tandogan, Ankara, Turkey; (B)Dogus University, 3722 Istanbul, Turkey; (C)Uludag University, 16059 Bursa, Turkey

<sup>35</sup> Universitaet Giessen, 35392 Giessen, Germany

<sup>36</sup> University of Chinese Academy of Sciences, Beijing 100049, People's Republic of China

<sup>37</sup> University of Hawaii, Honolulu, Hawaii 96822, USA

<sup>38</sup> University of Minnesota, Minneapolis, Minnesota 55455, USA

<sup>39</sup> University of Rochester, Rochester, New York 14627, USA

<sup>40</sup> University of Science and Technology of China, Hefei 230026, People's Republic of China

<sup>41</sup> University of South China, Hengyang 421001, People's Republic of China

<sup>42</sup> University of the Punjab, Lahore-54590, Pakistan

<sup>43</sup> (A)University of Turin, I-10125, Turin, Italy; (B)University of Eastern Piedmont, I-15121, Alessandria, Italy; (C)INFN, I-10125, Turin, Italy

<sup>44</sup> Wuhan University, Wuhan 430072, People's Republic of China

<sup>45</sup> Zhejiang University, Hangzhou 310027, People's Republic of China

<sup>46</sup> Zhengzhou University, Zhengzhou 450001, People's Republic of China

<sup>a</sup> Also at the Moscow Institute of Physics and Technology, Moscow 141700, Russia

<sup>b</sup> On leave from the Bogolyubov Institute for Theoretical Physics, Kiev 03680, Ukraine

<sup>c</sup> Also at the PNPI, Gatchina 188300, Russia

<sup>d</sup> Present address: Nagoya University, Nagoya 464-8601, Japan

The decay of  $J/\psi$  to three photons is studied using  $\psi(3686) \rightarrow \pi^+\pi^- J/\psi$  in a sample of  $1.0641 \times 10^8$   $\psi(3686)$  events collected with the BESIII detector. Evidence of the direct decay of  $\eta_c$  to two photons,  $\eta_c \rightarrow \gamma\gamma$ , is reported, and the product branching fraction is determined to be  $\mathcal{B}(J/\psi \rightarrow \gamma\eta_c, \eta_c \rightarrow \gamma\gamma) = (4.5 \pm 1.2 \pm 0.6) \times 10^{-6}$ , where the first error is statistical and the second is systematic. The branching fraction for  $J/\psi \rightarrow 3\gamma$  is measured to be  $(11.3 \pm 1.8 \pm 2.0) \times 10^{-6}$  with improved precision.

PACS numbers: 14.40.Pq, 13.20.Gd, 12.38.Aw

Decays of positronium to more than one photon are regarded as an ideal test-bed for quantum electrodynamics (QED) [1], while the analogous processes in charmonia act as a probe of the strong interaction [2]. For example, the decay  $J/\psi \rightarrow 3\gamma$  has a relatively simple theoretical description, and the experimental measurements allow for a fundamental test of non-perturbative quantum chromodynamics (QCD) [3]. The decay rate of  $J/\psi \rightarrow 3\gamma$  is approximately proportional to the cube of the QED coupling constant  $\alpha^3 \approx (\frac{1}{137})^3$ . To reduce model dependence, the branching fraction for  $J/\psi \rightarrow 3\gamma$  is normalized by the branching fraction for  $J/\psi \rightarrow e^+e^-$ . The ratio

$$\mathcal{R} \equiv \frac{\mathcal{B}(J/\psi \rightarrow 3\gamma)}{\mathcal{B}(J/\psi \rightarrow e^+e^-)} = \frac{64(\pi^2 - 9)}{243\pi} \alpha(1 - 7.3 \frac{\alpha_s(r)}{\pi}) \quad (1)$$

is calculated with first-order QCD corrections, where  $\mathcal{B}(X)$  denotes the branching fraction of decay X,  $\alpha_s(r)$  is the QCD running coupling constant, and  $r$  is the distance between the  $c$  and  $\bar{c}$  quarks. From the ratio  $\mathcal{B}(J/\psi \rightarrow 3g)/\mathcal{B}(J/\psi \rightarrow e^+e^-)$  [5], a value of  $\alpha_s \approx 0.19$

can be obtained; inserting this into Eq. (1) then gives  $\mathcal{R} \approx 2.96 \times 10^{-4}$ . This ratio is sensitive to QCD corrections only. It is still unclear, though, how radiative and relativistic QCD corrections should be treated [6] and how they may affect this ratio. Experimental constraints on this ratio can help us to understand the behavior of non-perturbative QCD, which would shed light on the dynamics of charmonium. In addition, the photon energy spectrum in  $J/\psi \rightarrow 3\gamma$  reveals the internal structure of the  $J/\psi$ , since the photon spectrum at energy  $\omega$  is sensitive to the distance  $r \sim 1/\sqrt{m_c\omega}$  [4].

The CLEO collaboration was the first to report the observation of  $J/\psi \rightarrow 3\gamma$ , measuring its branching fraction to be  $\mathcal{B}(J/\psi \rightarrow 3\gamma) = (12 \pm 3 \pm 2) \times 10^{-6}$  [7]. This corresponds to a value of  $\mathcal{R} = (2.0 \pm 0.6) \times 10^{-4}$ , which disagrees with the prediction given by Eq. (1). Looking at the  $J/\psi \rightarrow \gamma\eta_c, \eta_c \rightarrow \gamma\gamma$  mode, the analysis of  $\mathcal{B}(\eta_c \rightarrow \gamma\gamma)$  is determined mainly from two-photon fusion  $\gamma\gamma^{(*)} \rightarrow \eta_c$  [8], because of low statistics for direct measurements of the decay. The most precise direct measure-

ment of  $\mathcal{B}(\eta_c \rightarrow \gamma\gamma)$  to date comes from BELLE, with a significance of  $4.1\sigma$  [9]. The  $J/\psi \rightarrow \gamma\eta_c, \eta_c \rightarrow \gamma\gamma$  branching fraction is predicted to be  $(4.4 \pm 1.1) \times 10^{-6}$  [10], if higher-order QCD corrections are not taken into account. CLEO reported an upper limit of  $\mathcal{B}(J/\psi \rightarrow \gamma\eta_c, \eta_c \rightarrow \gamma\gamma) < 6 \times 10^{-6}$  at 90% confidence level [7].

This article presents the most precise measurement yet of the  $J/\psi \rightarrow 3\gamma$  branching fraction and its photon energy spectrum using  $\psi(3686) \rightarrow \pi^+\pi^-J/\psi$  decays. In addition, evidence for  $J/\psi \rightarrow \gamma\eta_c, \eta_c \rightarrow \gamma\gamma$  is reported. The analysis is based on a sample of  $(1.0641 \pm 0.0086) \times 10^8$   $\psi(3686)$  events [11] collected with the Beijing Spectrometer (BESIII), at the Beijing Electron-Positron Collider (BEPCII) [12]. Using  $\psi(3686) \rightarrow \pi^+\pi^-J/\psi$  events for this study rather than  $e^+e^- \rightarrow J/\psi \rightarrow 3\gamma$  eliminates background from the QED process  $e^+e^- \rightarrow 3\gamma$ .

BEPCII is a double-ring electron-positron collider, designed to run at energies around the  $J/\psi$  peak. The BESIII detector [12] is a cylindrically symmetric detector with five sub-detector components. From inside to out, these are: main drift chamber (MDC), time-of-flight system, electromagnetic calorimeter (EMC), superconducting solenoid magnet, and muon chamber. The momentum resolution for charged tracks reconstructed by the MDC is 0.5% for transverse momenta of 1 GeV/c. The energy resolution for showers deposited in the EMC is 2.5% for 1 GeV photons.

The BESIII detector is modeled with a Monte Carlo (MC) simulation based on GEANT4 [13, 14]. The KKMC generator [15] is used to produce MC samples at any specified energy, taking into account initial state radiation and beam energy spread. The known  $\psi(3686)$  decay modes are generated with EVTGEN [16] using branching fractions listed by the Particle Data Group (PDG) [8], while unknown decay modes are simulated with LundCharm [17].

For the selection of  $\psi(3686) \rightarrow \pi^+\pi^-J/\psi, J/\psi \rightarrow 3\gamma$  candidates, events with only two charged tracks and at least three photons are required. The minimum distance of any charged track to the interaction point is required to be within 10 cm in the beam direction and within 1 cm in the perpendicular plane. The two charged tracks are assumed to be  $\pi^+\pi^-$  candidates, and the recoil mass in the center of mass system must be in the range  $[3.091, 3.103]$  GeV/c<sup>2</sup>.

Photon candidates are chosen from isolated clusters in the EMC whose energies are larger than 25 MeV in the barrel region ( $|\cos\theta| < 0.8$ ) and 50 MeV in the end-cap regions ( $0.86 < |\cos\theta| < 0.92$ ). Here,  $\theta$  is the polar angle with respect to the beam direction. To reject photons from bremsstrahlung and from interactions with material, showers within a conic angle of  $5^\circ$  around the momenta of charged tracks are rejected. To suppress wrongly reconstructed showers due to electronic noise or beam backgrounds, it is required that the shower time be within 700 ns of the event start time. Events with 3 or 4 photon candidates are kept for further data processing.

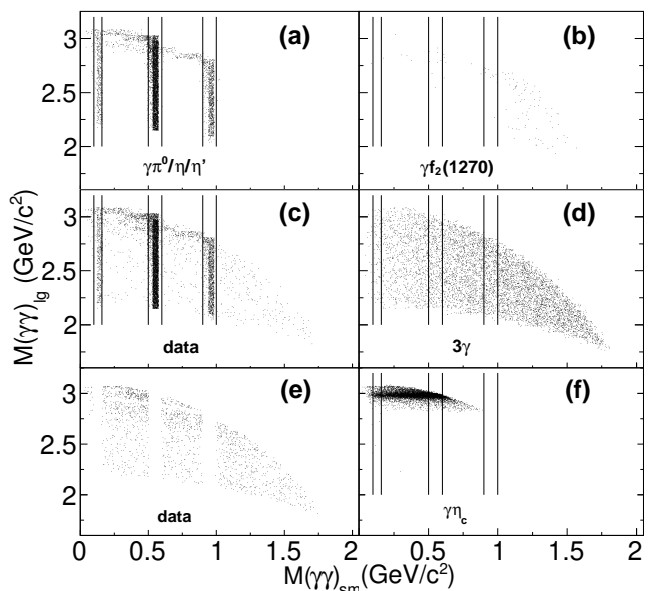


FIG. 1. Scatter plots of  $M(\gamma\gamma)_{lg}$  versus  $M(\gamma\gamma)_{sm}$  for data before (c) and after (e) removal of backgrounds from  $J/\psi \rightarrow \gamma\pi^0/\eta/\eta' \rightarrow 3\gamma$  and MC simulations of the processes (a)  $J/\psi \rightarrow \gamma\pi^0/\eta/\eta' \rightarrow 3\gamma$ , (b)  $J/\psi \rightarrow \gamma f_2(1270) \rightarrow \gamma(\gamma\gamma)\pi^0(\gamma\gamma)\pi^0$ , (d)  $J/\psi \rightarrow 3\gamma$ , and (f)  $J/\psi \rightarrow \gamma\eta_c \rightarrow 3\gamma$ . The vertical lines indicate the mass windows to reject  $\pi^0, \eta$  and  $\eta'$ .

The  $\pi^+$  and  $\pi^-$  tracks are fitted to a common vertex to determine the event interaction point, and a four-constraint kinematic fit to the initial four-momentum of the  $\psi(3686)$  is applied for each  $\pi^+\pi^-\gamma\gamma\gamma$  combination. The combination with the smallest fit  $\chi^2_{4C}$  is kept, and  $\chi^2_{4C} < 50$  is required.

Figure 1 shows distributions of  $M(\gamma\gamma)_{lg}$  versus  $M(\gamma\gamma)_{sm}$ , where  $M(\gamma\gamma)_{lg}$  and  $M(\gamma\gamma)_{sm}$  are the largest and smallest two-photon invariant masses among the three combinations, respectively. Events from the background processes  $J/\psi \rightarrow \gamma\pi^0/\eta/\eta' \rightarrow 3\gamma$  can be clearly seen in Fig. 1(c). These backgrounds are significantly reduced by removing all events that lie in the mass regions  $[0.10, 0.16]$  GeV/c<sup>2</sup>,  $[0.50, 0.60]$  GeV/c<sup>2</sup>, and  $[0.90, 1.00]$  GeV/c<sup>2</sup>. Contributions from these backgrounds which lie outside these mass regions are estimated from simulation. Simulations of these processes are validated by comparing the line shapes of the  $M(\gamma\gamma)_{lg}$  and  $M(\gamma\gamma)_{sm}$  distributions and their yields with those in the control samples in data.

Another source of background is  $J/\psi \rightarrow \gamma e^+e^-$  events in which the electron and positron tracks fail to be reconstructed in the MDC, with the associated EMC clusters then being misidentified as photon candidates. To reject this background, the number of hits in the MDC within an opening angle of five EMC crystals around the center of each photon shower is counted and the total number of hits from the three photons is required to be less than 40.

Background from  $J/\psi \rightarrow \gamma\pi^0\pi^0$  events can still pass

the selection requirements if the two photons from one  $\pi^0$  decay are nearly collinear or if one of the  $\pi^0$ s is very soft. Since the  $J/\psi \rightarrow \gamma\pi^0\pi^0$  branching fraction is large, this remains a large source of background. In order to model this background, taking advantage of the structure of intermediate resonances, a partial wave analysis (PWA) [18] is performed on a  $\gamma\pi^0\pi^0$  sample based on  $2.25 \times 10^8$   $J/\psi$  events recorded at the  $J/\psi$  resonance at BESIII [19]. The intermediate states  $f_0(600)$ ,  $f_2(1270)$ ,  $f_0(1500)$ ,  $f_2'(1525)$ ,  $f_0(1710)$ ,  $f_2(1950)$ ,  $f_0(2020)$ ,  $f_2(2150)$  and  $f_2(2340)$  are probed and measured in the  $\gamma\pi^0\pi^0$  final states of  $J/\psi$  decays. For the control samples of  $J/\psi \rightarrow \gamma\pi^0\pi^0$  in  $\psi(3686) \rightarrow \pi^+\pi^-J/\psi$  decays, looking at the distributions of  $M(\pi^0\pi^0)$  and  $\cos\theta$ , Fig. 2 shows excellent agreement between data and MC simulation which incorporates the PWA results. Here,  $M(\pi^0\pi^0)$  is the invariant mass of two  $\pi^0$  and  $\theta$  is the polar angle of the  $\pi^0$  with respect to the beam axis. Decays of  $J/\psi \rightarrow \gamma f_J$ ,  $f_J \rightarrow \gamma\gamma$  are negligible because of their extremely small branching fractions [8].

The  $\chi_{4C}^2$  value can be used to separate the  $3\gamma$  from the  $\gamma\pi^0\pi^0$  final states, and the  $M(\gamma\gamma)_{\text{lg}}$  distribution can be used to distinguish  $J/\psi \rightarrow \gamma(\gamma\gamma)\eta_c$  from the direct process  $J/\psi \rightarrow 3\gamma$ . A two-dimensional maximum likelihood fit is therefore performed on the  $M(\gamma\gamma)_{\text{lg}}$  and  $\chi_{4C}^2$  distributions to estimate the yields of  $J/\psi \rightarrow 3\gamma$  and  $J/\psi \rightarrow \gamma(\gamma\gamma)\eta_c$ . For the fit, the shapes of both signal and background processes are taken from MC simulation; the normalization of  $J/\psi \rightarrow \gamma(\gamma\gamma)\pi^0/\eta/\eta'$  is fixed to the expected density based on MC simulation as listed in Table I; and the normalization of  $J/\psi \rightarrow \gamma\pi^0\pi^0$  is allowed to float. Backgrounds of non- $J/\psi$  decays are estimated using the  $M(\pi^+\pi^-)_{\text{recoil}}$  sidebands within  $[2.994, 3.000]$  GeV/ $c^2$  and  $[3.200, 3.206]$  GeV/ $c^2$ . Figure 3 shows the projections of the two-dimensional fit results and Table II lists the numerical results. The  $\chi^2$  per degree of freedom corresponding to the fit is 318/349. The statistical significance of  $J/\psi \rightarrow 3\gamma$  ( $J/\psi \rightarrow \gamma(\gamma\gamma)\eta_c$ ) is  $8.3\sigma$  ( $4.1\sigma$ ), as determined by the ratio of the maximum likelihood value and the likelihood value for a fit under the null hypothesis. When the systematic uncertainties are included, the significance becomes  $7.3\sigma$  ( $3.7\sigma$ ). The branching fraction is calculated using

$$\mathcal{B} = \frac{n_{\text{obs}}}{N_{\psi(3686)} \times \mathcal{B}(\psi(3686) \rightarrow \pi^+\pi^-J/\psi) \times \varepsilon} \quad (2)$$

where  $n_{\text{obs}}$  is the observed number of events,  $N_{\psi(3686)}$  is the number of  $\psi(3686)$  events [11], and  $\varepsilon$  is the detection efficiency. The branching fraction for  $\psi(3686) \rightarrow \pi^+\pi^-J/\psi$  is taken from the PDG [8]. Simulation of direct  $J/\psi \rightarrow 3\gamma$  decay assumes the lowest order matrix element is similar to the decay of ortho-positronium to three photons [20].

Sources of systematic uncertainty in the measurement are listed in Table III. For the process  $J/\psi \rightarrow 3\gamma$ , there is no explicit theoretical input for the matrix element. The signal model used in the simulation determines the uncertainty in estimating the detection efficiency. In the

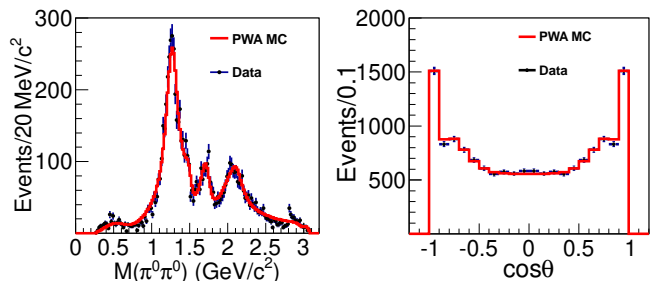


FIG. 2. The  $\pi^0\pi^0$  invariant mass spectrum (left) and the angular distribution of the  $\pi^0$  in the laboratory frame (right) for the  $\psi(3686) \rightarrow \pi^+\pi^-J/\psi$ ,  $J/\psi \rightarrow \gamma\pi^0\pi^0$  control sample, for data (points with error bars) and PWA results (solid line).

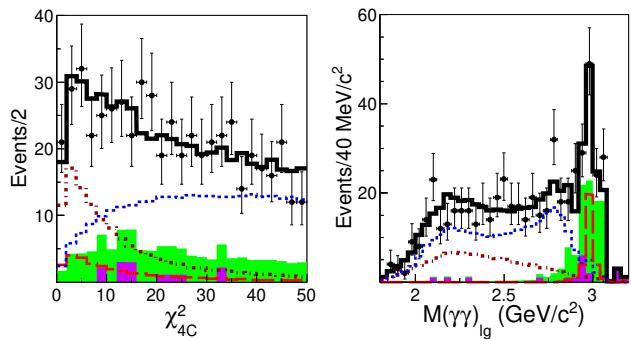


FIG. 3. (color online) Projection of the two-dimensional fit to  $\chi_{4C}^2$  (left) and  $M(\gamma\gamma)_{\text{lg}}$  (right) for data (points with error bars) and the fit results (thick solid line). The (dark red) dotted-dashed, (red) dashed and (blue) dotted lines show contributions from  $J/\psi \rightarrow 3\gamma$ ,  $J/\psi \rightarrow \gamma\eta_c \rightarrow 3\gamma$ , and  $J/\psi \rightarrow \gamma\pi^0\pi^0$ , respectively. The stacked histogram represents the backgrounds from  $J/\psi \rightarrow \gamma\pi^0/\eta/\eta'$  (light shaded and green) and non- $J/\psi$  decays (dark shaded and violet).

kinematic phase space in the Dalitz-like plot of Fig. 1(e), the detection efficiency,  $\varepsilon$ , is formulated as

$$\varepsilon = \sum_{i,j} \frac{N^{ij}}{\sum_{i,j} N^{ij}} \varepsilon^{ij} = \frac{\sum_{i,j} n^{ij}}{\sum_{i,j} \frac{n^{ij}}{\varepsilon^{ij}}} \quad (3)$$

where  $N^{ij} = \frac{n^{ij}}{\varepsilon^{ij}}$  is the number of acceptance-corrected signals,  $n^{ij}$  is the number of observed signals, and  $\varepsilon^{ij}$  is the detection efficiency in kinematic bin  $(i, j)$ . MC studies show that  $\varepsilon^{ij}$  ranges from 34.0% to 39.1%. Given a sufficient yield, Eq. (3) would provide a realistic unbiased  $\varepsilon$  from the weighted sum of  $\varepsilon^{ij}$ . However, this is not applicable in this work due to the low statistics of the signal yield. With a reasonable assumption that signal yields are continuously distributed over the full phase space in Fig. 3(d), the maximum relative change of  $\varepsilon^{ij}$ , 15%, is taken as the systematic uncertainty. For the case of  $J/\psi \rightarrow \gamma\eta_c$ , its decay mechanism is well understood and the corresponding uncertainty is negligible.

The invariant mass of the  $\eta_c$  in the  $J/\psi \rightarrow \gamma\eta_c$  decay is assumed to have a relativistic Breit-Wigner distribution, weighted by a factor of  $E_\gamma^{*3}$  multiplied by a damping



TABLE I. Estimated numbers of events for the backgrounds shown in Fig. 3.

Channels	Survival rate (%)	Number of events
$J/\psi \rightarrow \gamma\pi^0$	0.45	$5.6 \pm 0.5$
$J/\psi \rightarrow \gamma\eta$	0.47	$72.9 \pm 2.4$
$J/\psi \rightarrow \gamma\eta'$	0.44	$18.2 \pm 0.8$
Non- $J/\psi$ decays		$20 \pm 4.5$

TABLE II. The detection efficiency  $\varepsilon$ , signal yields, estimated significance and measured branching fractions, with their uncertainties, for the two decay modes. The first set of uncertainties are statistical and the second are systematic. Values of the significance outside the parenthesis are statistical only and those within the parenthesis include systematic effects.

Mode	$J/\psi \rightarrow 3\gamma$	$J/\psi \rightarrow \gamma\eta_c, \eta_c \rightarrow \gamma\gamma$
$\varepsilon$ (%)	$27.9 \pm 0.1$	$20.7 \pm 0.2$
Yield	$113.4 \pm 18.1$	$33.2 \pm 9.5$
Significance	$8.3(7.3)\sigma$	$4.1(3.7)\sigma$
$\mathcal{B}(\times 10^{-6})$	$11.3 \pm 1.8 \pm 2.0$	$4.5 \pm 1.2 \pm 0.6$

factor  $e^{-E_\gamma^*/8\beta^2}$ , with  $\beta = (65.0 \pm 2.5)$  MeV [21]. Here,  $E_\gamma^*$  is the energy of the radiated photon in the  $J/\psi$  rest frame. An alternative parametrization of the damping factor used by KEDR [22] changes the measurement by 1%, which is taken as the systematic uncertainty in the  $\eta_c$  line shape. In addition, variations of the  $\eta_c$  width in the range 22.7–32.7 MeV affect the measurement of  $\mathcal{B}(J/\psi \rightarrow \gamma\eta_c, \eta_c \rightarrow \gamma\gamma)$  by 5%.

The systematic uncertainty due to possible bias in modelling the detector resolutions is evaluated by performing a two-dimensional fit of the  $\chi_{4C}^2$  and  $M(\gamma\gamma)_{1g}$  distributions with MC shapes smeared by an asymmetric Gaussian function. The function parameters are determined by comparing a  $J/\psi \rightarrow \gamma\eta, \eta \rightarrow \gamma\gamma$  control data sample to a corresponding simulated sample. This function serves to adjust the detector resolution in the MC simulation to that seen in the data. Inclusion of this resolution function changes the numerical results by 3% for  $\mathcal{B}(J/\psi \rightarrow 3\gamma)$  and 9% for  $\mathcal{B}(J/\psi \rightarrow \gamma\eta_c, \eta_c \rightarrow \gamma\gamma)$ .

Figure 4 compares  $M(\pi^+\pi^-)_{\text{recoil}}$  distributions in data and MC simulation for  $\psi(3686)$  inclusive decays, based on the  $\psi(3686) \rightarrow \pi^+\pi^-J/\psi, J/\psi \rightarrow \gamma(\gamma\gamma)\eta$  control samples. It also shows the distribution for a dedicated MC simulation of the process  $J/\psi \rightarrow \gamma(\gamma\gamma)\eta$ . As Fig. 4 shows, there is a slight discrepancy between data and MC simulation in the position of the peak in the  $M(\pi^+\pi^-)_{\text{recoil}}$  spectrum. This discrepancy is due to the tracking simulation of low momentum pions. Since the  $J/\psi$  mass window is sufficiently broad to cover the peak region in both data and MC simulation, the efficiency of the mass window requirement should not be significantly affected. The relevant systematic uncertainty is studied with a  $J/\psi \rightarrow \gamma\eta, \eta \rightarrow \gamma\gamma$  control sample. Using different mass window regions give a maximum change of 4% in  $\mathcal{B}(J/\psi \rightarrow \gamma\eta)$ ; this is therefore taken as the systematic

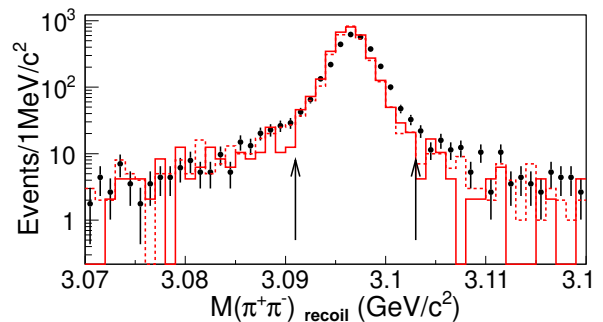


FIG. 4. The  $\pi^+\pi^-$  recoil mass spectrum  $M(\pi^+\pi^-)_{\text{recoil}}$  from the control channel  $\psi(3686) \rightarrow \pi^+\pi^-J/\psi, J/\psi \rightarrow \gamma(\gamma\gamma)\eta$  for data (points with error bars) and MC simulation (dashed histogram). The event selection is the same as for  $J/\psi \rightarrow 3\gamma$  but with the requirement that the  $\gamma\gamma$  mass  $M(\gamma\gamma)$  has to lie within  $[0.5, 0.6]$  GeV/ $c^2$ . For comparison, a simulation of  $J/\psi \rightarrow \gamma(\gamma\gamma)\eta$  is shown (solid histogram) with the area scaled to that of the full  $\psi(3686)$  decay chain simulation. The arrows indicate the signal region for selection of  $J/\psi$  events.

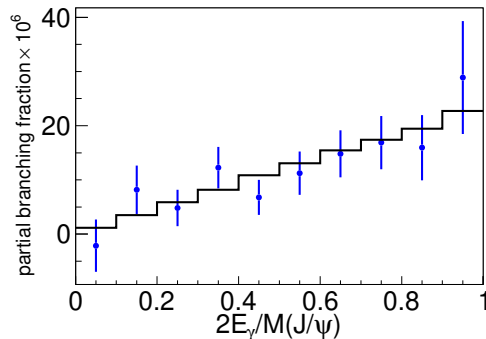


FIG. 5. The energy spectrum of  $J/\psi \rightarrow 3\gamma$  inclusive photons in the  $J/\psi$  rest frame. The points with error bars represent the partial branching fractions as a function of the ratio  $2E_\gamma/M_{J/\psi}$  measured in data. Here,  $E_\gamma$  is the photon energy and  $M_{J/\psi}$  is the  $J/\psi$  mass. The solid line shows the theoretical calculation according to the ortho-positronium decay formula [20].

uncertainty.

The uncertainty in the expected number of background events from  $J/\psi \rightarrow \gamma\pi^0(\eta, \eta')$  is evaluated by varying their branching fractions by one standard deviation [8]. The maximum changes in the results are 0.5% for  $\mathcal{B}(J/\psi \rightarrow 3\gamma)$  and 5% for  $\mathcal{B}(J/\psi \rightarrow \gamma\eta_c, \eta_c \rightarrow \gamma\gamma)$ .

It has been verified that the  $\chi_{4C}^2$  distribution of the  $\gamma\pi^0\pi^0$  final states does not depend on the components of the intermediate processes involved; in this case, these are mainly the  $f_J$  states [7]. Since the  $M(\gamma\gamma)_{1g}$  mass distribution does depend on the components of the intermediate structures, however, it is important to obtain a good understanding of the primary components using PWA. Information about the amplitudes in  $J/\psi \rightarrow \gamma\pi^0\pi^0$  from the previous BESII analysis [18] is also used in the simulation as an additional check; the relative change of 2% in the results is taken as the systematic uncertainty due to the PWA model.

TABLE III. Summary of the relative systematic uncertainties.  $\mathcal{B}_{3\gamma}$  and  $\mathcal{B}_{\gamma\eta_c}$  stand for the measurements of branching fractions  $\mathcal{B}(J/\psi \rightarrow 3\gamma)$  and  $\mathcal{B}(J/\psi \rightarrow \gamma\eta_c, \eta_c \rightarrow \gamma\gamma)$ , respectively. A dash (–) means the uncertainty is negligible.

Source	Uncertainties (%)	
	$\mathcal{B}_{3\gamma}$	$\mathcal{B}_{\gamma\eta_c}$
Signal model	15	–
$\eta_c$ width	–	5
$\eta_c$ line shape	1	1
Resolution	3	9
$M(\pi^+\pi^-)_{\text{recoil}}$ window	4	4
$\pi^0, \eta, \eta'$ rejection	0.5	5
PWA model	2	2
Photon detection	3	3
Tracking	2	2
Number of good photons	0.5	0.5
Kinematic fit and $\chi^2_{4C}$ requirement	2	2
Fitting	5	5
Number of $\psi(3686)$	0.8	0.8
$\mathcal{B}(\psi(3686) \rightarrow \pi^+\pi^- J/\psi)$	1.2	1.2
Total	18	14

The photon detection efficiency is studied with different control samples, such as radiative Bhabha and  $\psi(3686) \rightarrow \pi^+\pi^- J/\psi$ ,  $J/\psi \rightarrow \rho^0\pi^0$  events [23]. A systematic uncertainty of 1% is assigned for each photon over the kinematic region covered in this work, so a total of 3% is assigned for the three photons in the final states studied. The MDC tracking efficiency is studied using selected samples of  $J/\psi \rightarrow \rho\pi$  and  $\psi(3686) \rightarrow \pi^+\pi^- J/\psi$ ,  $J/\psi \rightarrow \pi^+\pi^- p\bar{p}$  events [24]. The disagreement between data and MC simulation is within 1% for each pion, so 2% is assigned as the total systematic uncertainty for the two pions. Samples of  $J/\psi \rightarrow \gamma\eta$ ,  $\eta \rightarrow \gamma\gamma$  events are selected to study uncertainties arising from requirements on the number of photon candidates and the  $\chi^2_{4C}$  requirement, which are given as 0.5% and 2%, respectively. The uncertainty due to the fitting is estimated to be 5% by changing the fitting range and the bin width.

The uncertainty in determining the number of  $\psi(3686)$  events is 0.8% [11]. The uncertainty in  $\mathcal{B}(\psi(3686) \rightarrow \pi^+\pi^- J/\psi)$  is taken to be 1.2%, as quoted by the PDG [8].

The energy spectrum of inclusive photons in  $J/\psi \rightarrow 3\gamma$  provides information on the internal structure of the  $J/\psi$  [4]. An inclusive photon is defined as any one of the three photons in the final state. Partial branching fractions are measured as a function of inclusive photon energy  $E_\gamma$  in the  $J/\psi$  rest frame. Figure 5 shows the model-

independent photon energy distribution as measured for all three photons from  $J/\psi \rightarrow 3\gamma$ , where the error bars are combinations of the statistical and systematic uncertainties. The distribution agrees well with the theoretical calculation adapted from the ortho-positronium decay model. However, the experimental uncertainties are still rather large.

In conclusion, the  $J/\psi$  decays to three photons are studied using  $\psi(3686) \rightarrow \pi^+\pi^- J/\psi$  decays at BESIII. The direct decay of  $J/\psi \rightarrow 3\gamma$  is measured to be  $\mathcal{B}(J/\psi \rightarrow 3\gamma) = (11.3 \pm 1.8 \pm 2.0) \times 10^{-6}$ , which is consistent with the result from CLEO. Combining the results of the two experiments gives  $\mathcal{B}(J/\psi \rightarrow 3\gamma) = (11.6 \pm 2.2) \times 10^{-6}$ . With the input of  $\mathcal{B}(J/\psi \rightarrow e^+e^-)$  from the PDG [8],  $\mathcal{R}$  is then determined to be  $(1.95 \pm 0.37) \times 10^{-4}$ . This is clearly incompatible with the calculation in Eq. (1), which indicates that further improvements of the QCD radiative and relativistic corrections are needed. A study in Ref. [25] reveals that the discrepancy can be largely remedied by introducing the joint perturbative and relativistic corrections.

The energy spectrum of inclusive photons in  $J/\psi \rightarrow 3\gamma$  is also measured. Evidence of the  $\eta_c \rightarrow \gamma\gamma$  decay is reported, and the product branching fraction of  $J/\psi \rightarrow \gamma\eta_c$  and  $\eta_c \rightarrow \gamma\gamma$  is determined to be  $\mathcal{B}(J/\psi \rightarrow \gamma\eta_c, \eta_c \rightarrow \gamma\gamma) = (4.5 \pm 1.2 \pm 0.6) \times 10^{-6}$ . This result is consistent with the theoretical prediction [10] and the CLEO result [7]. When combined with the input of  $\mathcal{B}(J/\psi \rightarrow \gamma\eta_c) = (1.7 \pm 0.4) \times 10^{-2}$  from the PDG [8], we obtain  $\mathcal{B}(\eta_c \rightarrow \gamma\gamma) = (2.6 \pm 0.7 \pm 0.7) \times 10^{-4}$ , which agrees with the result from two-photon fusion [8].

The BESIII collaboration thanks the staff of BEPCII and the IHEP computing center for their hard work. This work is supported in part by the Ministry of Science and Technology of China under Contract No. 2009CB825200; National Natural Science Foundation of China (NSFC) under Contracts Nos. 10625524, 10821063, 10825524, 10835001, 10935007, 10905091, 11125525; Joint Funds of the National Natural Science Foundation of China under Contracts Nos. 11079008, 11179007; the Chinese Academy of Sciences (CAS) Large-Scale Scientific Facility Program; CAS under Contracts Nos. KJJCX2-YW-N29, KJJCX2-YW-N45; 100 Talents Program of CAS; Istituto Nazionale di Fisica Nucleare, Italy; U. S. Department of Energy under Contracts Nos. DE-FG02-04ER41291, DE-FG02-91ER40682, DE-FG02-94ER40823; U.S. National Science Foundation; University of Groningen (RuG) and the Helmholtzzentrum fuer Schwerionenforschung GmbH (GSI), Darmstadt; WCU Program of National Research Foundation of Korea under Contract No. R32-2008-000-10155-0.

[1] S. G. Karshenboim, Int. J. Mod. Phys. A **19**, 3879 (2004); S. Asai, Y. Kataoka, T. Kobayashi *et al.*, AIP Conf. Proc.

**1037**, 43 (2008).

[2] A. Czarnecki and K. Melnikov, Phys. Lett. B **519**, 212

- (2001).
- [3] K. Hagiwara, C. B. Kim and T. Yoshino, Nucl. Phys. B **177**, 461 (1981).
- [4] M. B. Voloshin, Prog. Part. Nucl. Phys. **61**, 455 (2008); A. Petrelli, M. Cacciari, M. Greco *et al.*, Nucl. Phys. B **514**, 245 (1998).
- [5] D. Besson *et al.* [CLEO Collaboration], Phys. Rev. D **78**, 032012 (2008).
- [6] P. B. Mackenzie and G. P. Lepage, Phys. Rev. Lett. **47**, 1244 (1981); W.-Y. Keung and I. J. Muzinich, Phys. Rev. D **27**, 1518 (1983); W. Kwong, P. B. Mackenzie, R. Rosenfeld and J. L. Rosner, Phys. Rev. D **37**, 3210 (1988).
- [7] G. S. Adams *et al.* [CLEO Collaboration], Phys. Rev. Lett. **101**, 101801 (2008).
- [8] J. Beringer *et al.* [Particle Data Group], Phys. Rev. D **86**, 010001 (2012).
- [9] J. Wicht *et al.* [Belle Collaboration], Phys. Lett. B **662**, 323 (2008).
- [10] W. Kwong, P. B. Mackenzie, R. Rosenfeld and J. L. Rosner, Phys. Rev. D **37**, 3210 (1988); A. Czarnecki and K. Melnikov, Phys. Lett. B **519**, 212 (2001).
- [11] M. Ablikim, *et al.* [BESIII Collaboration], arXiv:1209.6199 [Chinese Physics C (to be published)].
- [12] M. Ablikim *et al.* [BESIII Collaboration], Nucl. Instrum. Meth. A **614**, 345 (2010).
- [13] S. Agostinelli *et al.* [GEANT Collaboration], Nucl. Instrum. Meth. A **506**, 250 (2003); J. Allison *et al.*, IEEE Trans. Nucl. Sci. **53**, 270 (2006).
- [14] Z. Y. Deng *et al.*, Chinese Physics C **30**, 371 (2006).
- [15] S. Jadach, B. F. L. Ward and Z. Was, Phys. Rev. D **63**, 113009 (2001).
- [16] R. G. Ping, Chinese Physics C **32**, 599 (2008).
- [17] J. C. Chen *et al.*, Phys. Rev. D **62**, 034003 (2000).
- [18] M. Ablikim *et al.* [BESIII Collaboration], Phys. Lett. B **642**, 441 (2006).
- [19] Beijiang Liu, Recent results on  $\pi$ - $\pi$  amplitudes at BESIII, talk in international workshop on new partial wave analysis tools for next generation hadron spectroscopy experiments, Camogli, 2012.
- [20] G. S. Adkins, Phys. Rev. Lett. **76**, 4903 (1996).
- [21] R. E. Mitchell *et al.* [CLEO Collaboration], Phys. Rev. Lett. **102**, 011801 (2009) [Erratum-ibid. **106**, 159903 (2011)].
- [22] V. V. Anashin *et al.*, Int. J. Mod. Phys. Conf. Ser. **02**, 188 (2011).
- [23] M. Ablikim *et al.* [BESIII Collaboration], Phys. Rev. Lett. **104**, 132002 (2010).
- [24] M. Ablikim *et al.* [BESIII Collaboration], Phys. Rev. D **86**, 052004 (2012).
- [25] F. Feng, Y. Jia and W.-L. Sang, arXiv:1210.6337.